


































































Framed Palette

The framed plant palette was installed in roadside rain gardens on streets with few walls, fences, or trees. Characteristics of plants in the framed palette include dark green foliage, broadleaf evergreens, and subdued rose to blue colored flowers.

Photo	Plant name	Light	Native	Evergreen	Pollinators	Rain Garden Function
	Mount Vernon cherry laurel <i>Prunus laurocerasus</i> 'Mount Vernon'					
	Western sword fern <i>Polystichum munitum</i>					
	Salal <i>Gaultheria shallon</i>					
	Red yucca <i>Hesperaloe parviflora</i>					
	Wall germander <i>Teucrium chamaedrys</i>				 	
	Wintercreeper euonymus <i>Euonymus fortunei</i> 'Kewensis'					 
	Kinnikinnick <i>Arctostaphylos uva-ursi</i>					
	Common camas <i>Camassia quamash</i>					 
	Baltic rush <i>Juncus balticus</i>				 	
	Beaked sedge <i>Carex stipata</i>				  	
	Ruffled velvet Siberian iris <i>Iris sibirica</i> 'Ruffled Velvet'				  	 

KEY



Light

Native










































































Evergreen

Pollinators

Rain Garden Function

Blended Palette

The blended plant palette was installed in roadside rain gardens on streets with low walls, fences, and shrubs. Characteristics of plants in the blended palette include medium dark green foliage, needle-leaf evergreens, and showy red and magenta flowers.

Photo	Plant name	Light	Native	Evergreen	Pollinators	Rain Garden Function
	Emerald spreader Japanese yew <i>Taxus cuspidata 'Emerald Spreader'</i>					
	Western sword fern <i>Polystichum munitum</i>					
	Blue oat grass <i>Helictotrichon sempervirens</i>					
	Blue Pacific shore juniper <i>Juniperus conferta 'Blue Pacific'</i>				 	
	Coneflower <i>Echinacea purpurea</i>				 	
	Geum <i>Geum flora-plena 'Blazing Sunset'</i>					
	Creeping speedwell <i>Veronica repens</i> or <i>Veronica liwanensis</i> or <i>Veronica 'Georgia Blue'</i>				 	 
	Oregon stonecrop <i>Sedum oreganum</i>				 	 
	Sunshine blue caryopteris <i>Caryopteris 'Sunshine Blue'</i>					
	Giant snowdrop <i>Galanthus elwesii</i>				 	 
	Baltic rush <i>Juncus balticus</i>				 	
	Beaked sedge <i>Carex stipata</i>				  	
	Ruffled velvet Siberian iris <i>Iris sibirica 'Ruffled Velvet'</i>				  	 

KEY



Sun Part shade

Native plant

Evergreen

Hummingbird

Songbird

Bee

Butterfly

Aesthetics

Stepable plant

Water quality

Light

Native

































































Evergreen

Pollinators

Rain Garden Function

Airy Palette

The airy plant palette was installed in roadside rain gardens on streets with tall walls, fences, or trees. Characteristics of plants in the airy palette include light-colored foliage, medium-sized leaves, and cheerful and bright colored flowers.

Photo	Plant name	Light	Native	Evergreen	Pollinators	Rain Garden Function
	Creeping mahonia <i>Mahonia repens</i>				 	
	Shiny-leaf spirea <i>Spiraea betulifolia</i>					
	Prostrate white abelia <i>Abelia x grandiflora 'Prostrata'</i>					
	Tickseed <i>Coreopsis lanceolata 'Sterntaler'</i> or <i>Coreopsis verticillata 'Zagreb'</i>					
	Happy returns daylily <i>Hemerocallis 'Happy Returns'</i>				 	
	Variegated iris <i>Iris foetidissima 'Variegata'</i> or <i>Iris pallida 'Aurea-Variegata'</i>					
	Daffodil <i>Narcissus 'Dutch Master'</i> or <i>'King Alfred'</i>					
	Elfin creeping thyme <i>Thymus serpyllum 'Elfin'</i>					 
	Coral carpet stonecrop <i>Sedum album 'Coral Carpet'</i>					 
	Dwarf redtwig dogwood <i>Cornus sericea 'Kelsey'</i>				 	 
	Beaked sedge <i>Carex stipata</i>				  	
	Goldstrike rush <i>Juncus effusus 'Gold Strike'</i>					

KEY

 Sun
 Part shade

 Native plant

 Evergreen

 Hummingbird
 Songbird
 Bee
 Butterfly

 Aesthetics
 Steppable plant
 Water quality

Light

Native






























































Evergreen

Pollinators

Rain Garden Function

Curb Bulb and Intersection Palette

The curb bulb and intersection plant palette was installed in streets with 'no parking' zones. All plants are low (under 24" height) to provide visibility at intersections. Characteristics of plants in the curb bulb and intersection palette include bright foliage, medium-sized leaves, and long blooming with distinctively blue colored flowers.

Photo	Plant name	Light	Native	Evergreen	Pollinators	Rain Garden Function
	Ice dance sedge <i>Carex morrowii</i> 'Ice Dance'					
	Blondy wintercreeper <i>Euonymus fortunei</i> 'Interbolwi' or <i>euonymus</i> 'Emerald n' Gold'					
	Frosty Potentilla <i>Potentilla fruticosa</i> 'Sunset'					
	Blue oat grass <i>Helictotrichon sempervirens</i>					
	Rozanne geranium <i>Geranium</i> 'Gerwat' rozanne				 	
	Daffodil <i>Narcissus</i> 'Dutch Master' or 'King Alfred'					
	Creeping mahonia <i>Mahonia repens</i>				 	
	Dwarf redtwig dogwood <i>Cornus sericea</i> 'Kelseyi'				 	
	Wintercreeper euonymous <i>Euonymus fortunei</i> 'Kewensis'					
	Creeping speedwell <i>Veronica repens</i> or <i>Veronica liwanensis</i> or <i>Veronica</i> 'Georgia Blue'				 	
	Corkscrew soft rush <i>Juncus effusus</i> 'Lemon Swirl'					
	California gray rush <i>Juncus patens</i> 'Elk Blue'					

KEY



Light

Native

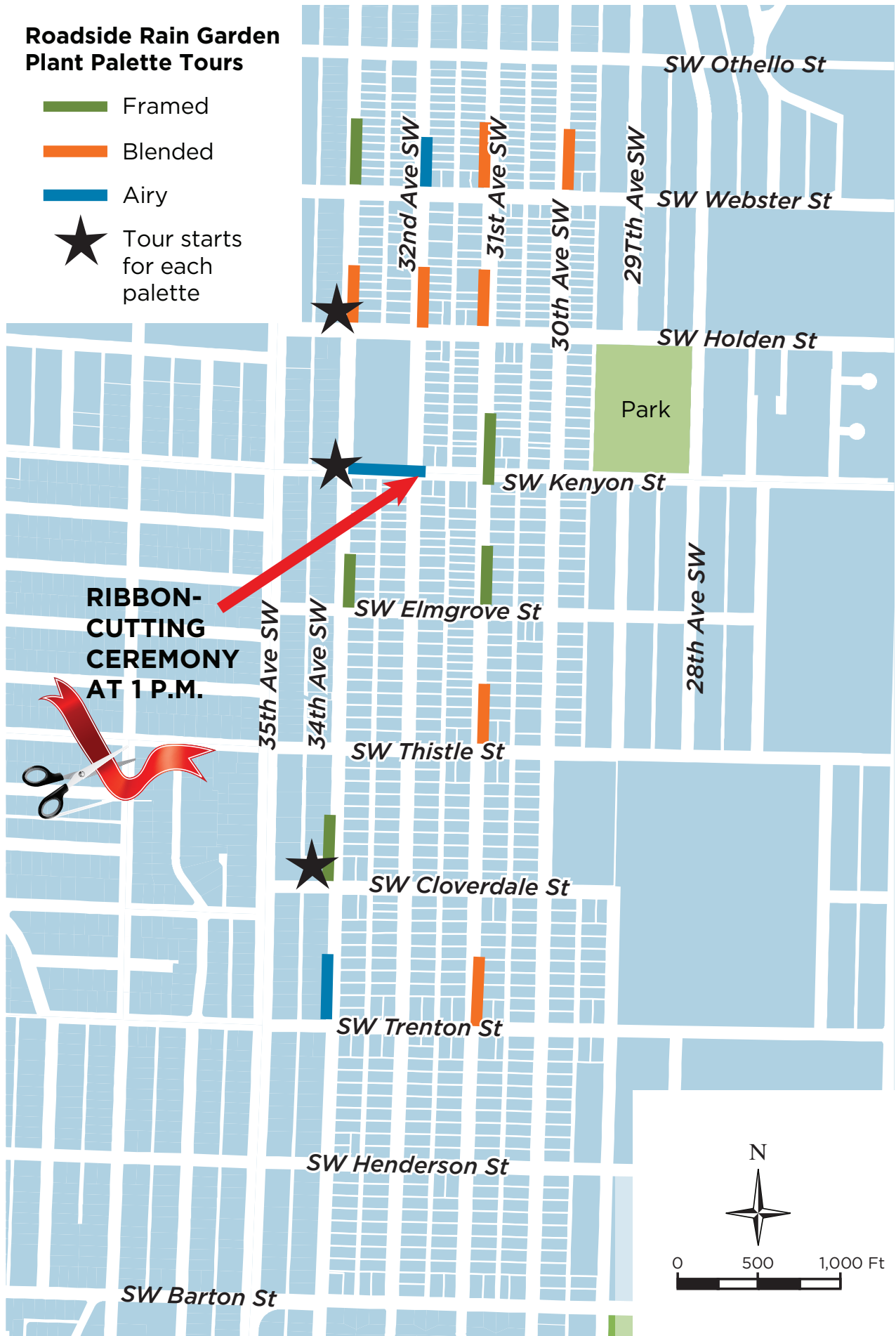
Evergreen

Pollinators

Rain Garden Function

Roadside Rain Garden Plant Palette Tours

-  Framed
-  Blended
-  Airy
-  Tour starts for each palette



* Curb bulb/intersection palette is on all streets except 31st between Holden and Kenyon.