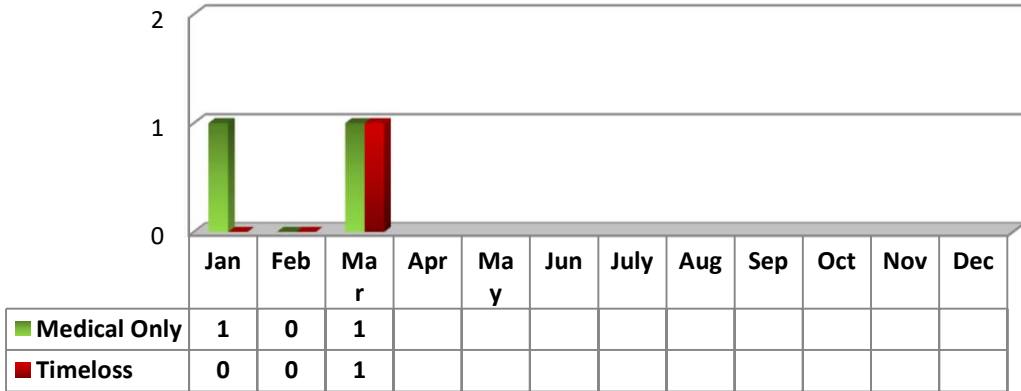
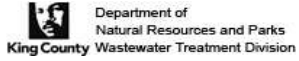




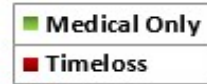
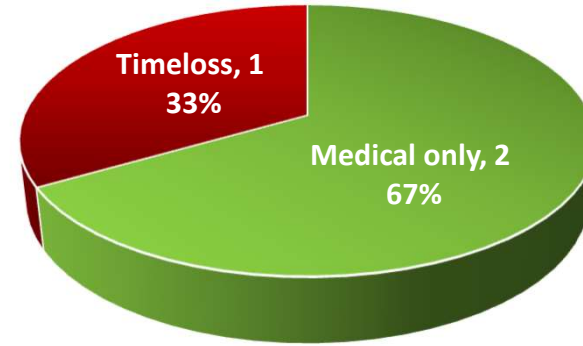
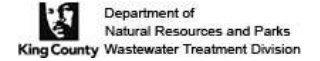
**WTD Claims-Summary
January - March 2021**
(Per Month View Total - 3 Claims)



Icomp Data as of 4/22/2021




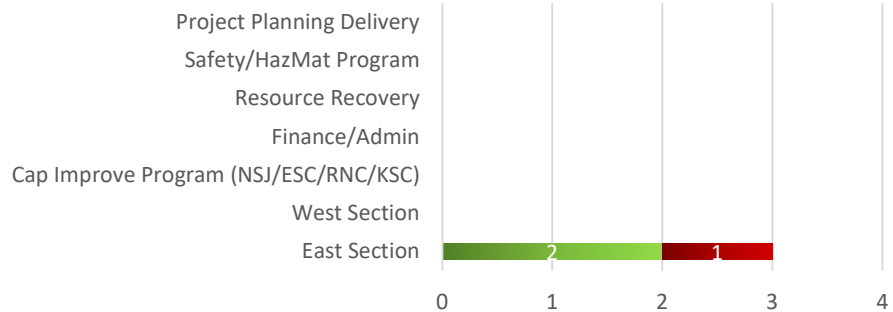
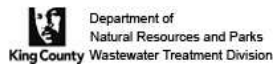
**WTD Claims-Summary
January - March 2021**
(Per Claim Type Total - 3 Claims)



Icomp Data as of 4/22/2021



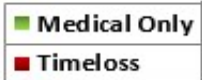

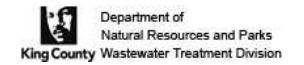
**WTD Claims-Summary
January - March 2021**
(Per Section - 3 Claims)



Icomp Data as of 4/22/2021



**WTD Claims-Summary
January - March 2021**
(Per Claim Status - 3 Claims)

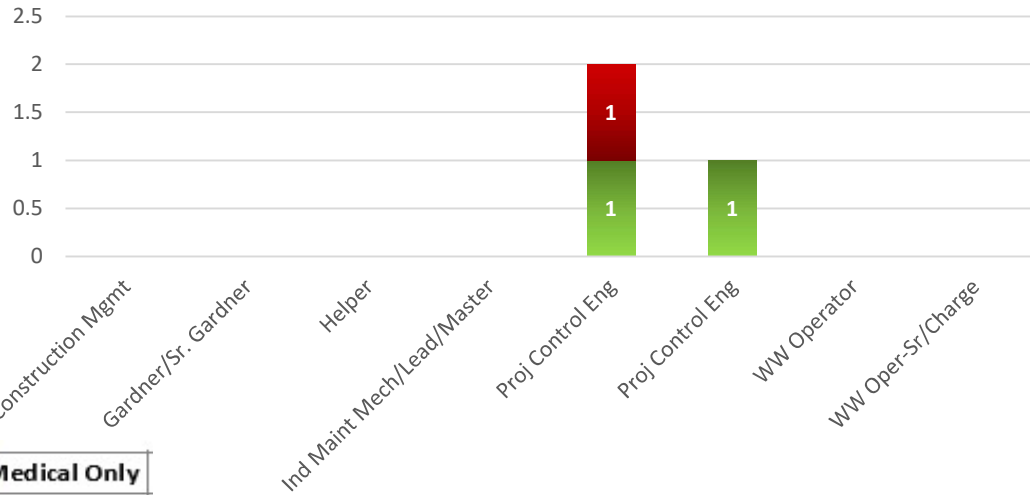


Icomp Data as of 4/22/2021



WTD Claim Summary January - March 2021 (Per Job Title - 3 Claims)

Department of
Natural Resources and Parks
King County Wastewater Treatment Division



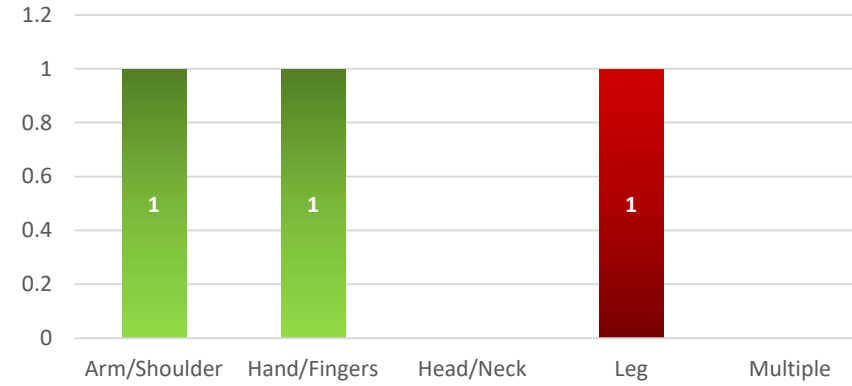
Icomp Data as of 4/22/2021

■ Medical Only
■ Timeloss



WTD Claim Summary January - March 2021 (Per Part of Body - 3 Claims)

Department of
Natural Resources and Parks
King County Wastewater Treatment Division



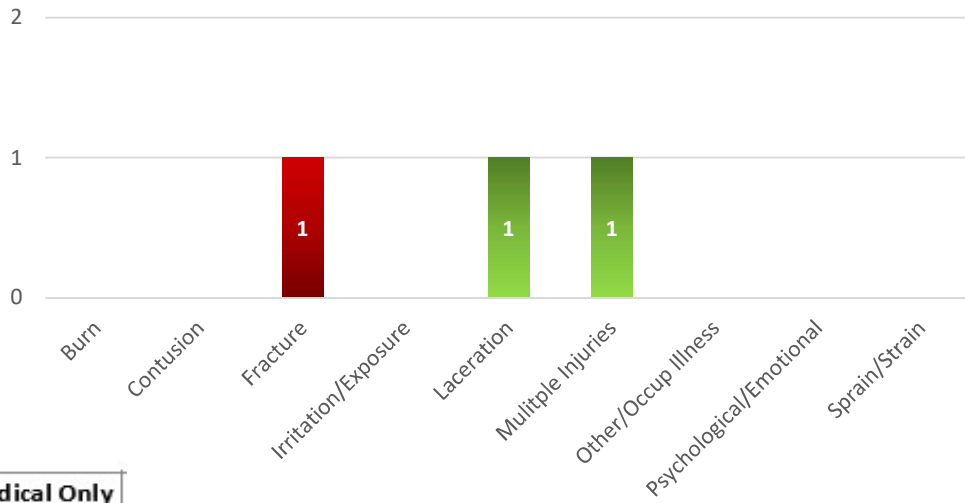
Icomp Data as of 4/22/2021

■ Medical Only
■ Timeloss



WTD Claims Summary January - March 2021 (Per Injury Type - 3 Claims)

Department of
Natural Resources and Parks
King County Wastewater Treatment Division



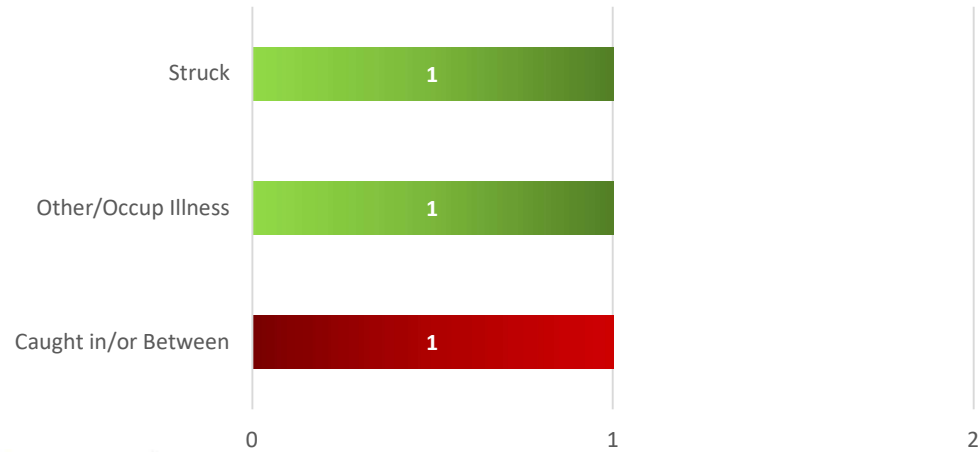
Icomp Data as of 4/22/2021

■ Medical Only
■ Timeloss



WTD Claims Summary January - March 2021 (Per Action Type - 3 Claims)

Department of
Natural Resources and Parks
King County Wastewater Treatment Division



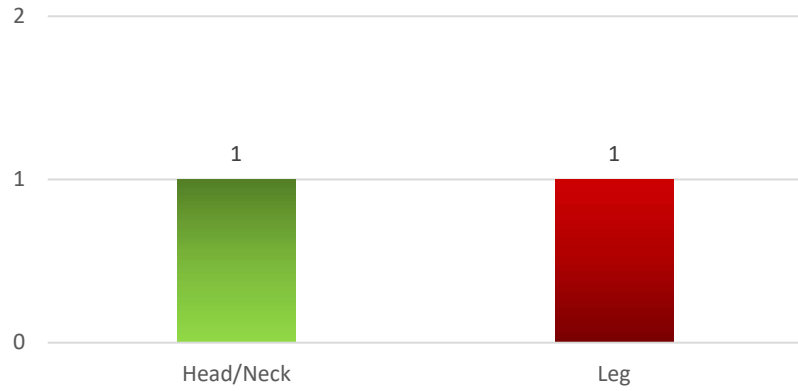
Icomp Data as of 4/22/2021

■ Medical Only
■ Timeloss



WTD Claims-Monthly Report March 2021 (Per Part of Body Type - 2 Claims)

Department of
Natural Resources and Parks
King County Wastewater Treatment Division



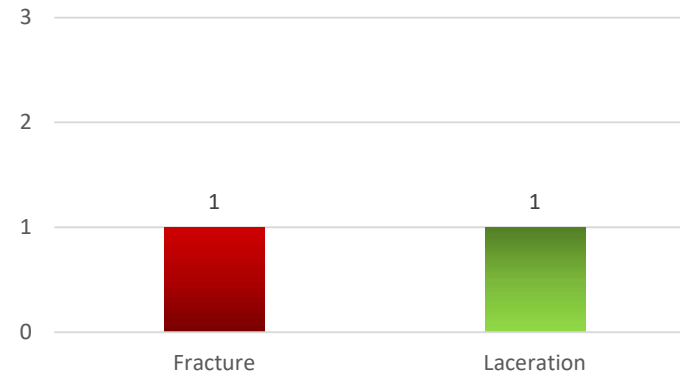
■ Medical Only
■ Timeloss

Icomp Data as of 4/22/2021



WTD Claims-Monthly Report March 2021 (Per Injury Type - 2 Claims)

Department of
Natural Resources and Parks
King County Wastewater Treatment Division



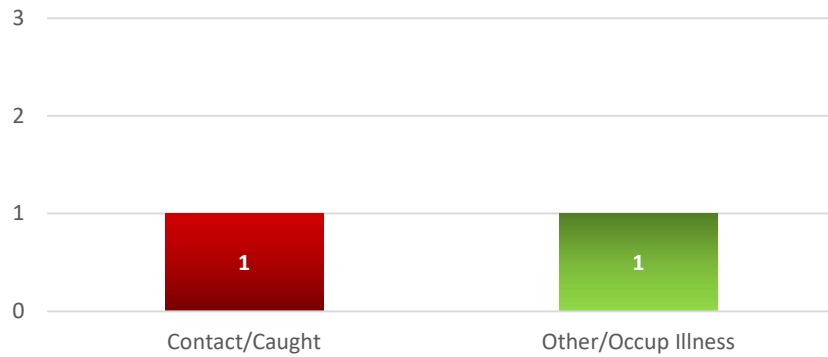
■ Medical Only
■ Timeloss

Icomp Data as of 4/22/2021



WTD Claims-Monthly Report March 2021 (Per Action Type - 2 Claims)

Department of
Natural Resources and Parks
King County Wastewater Treatment Division



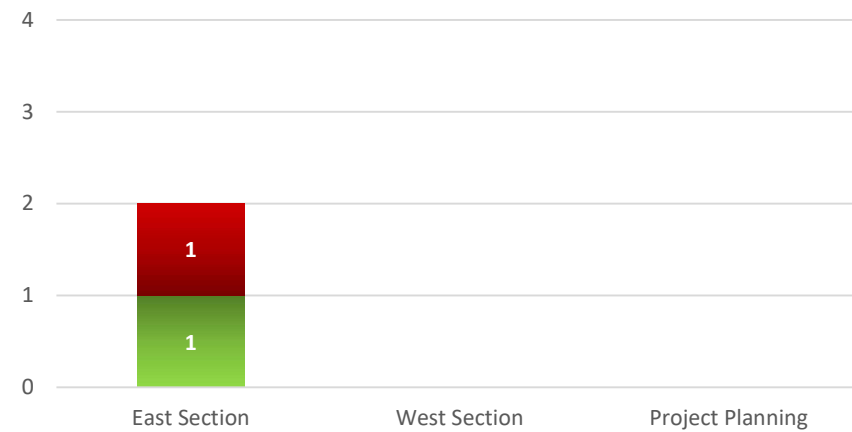
■ Medical Only
■ Timeloss

Icomp Data as of 4/22/2021



WTD Claims-Monthly Report March 2021 (Per Section - 2 Claims)

Department of
Natural Resources and Parks
King County Wastewater Treatment Division



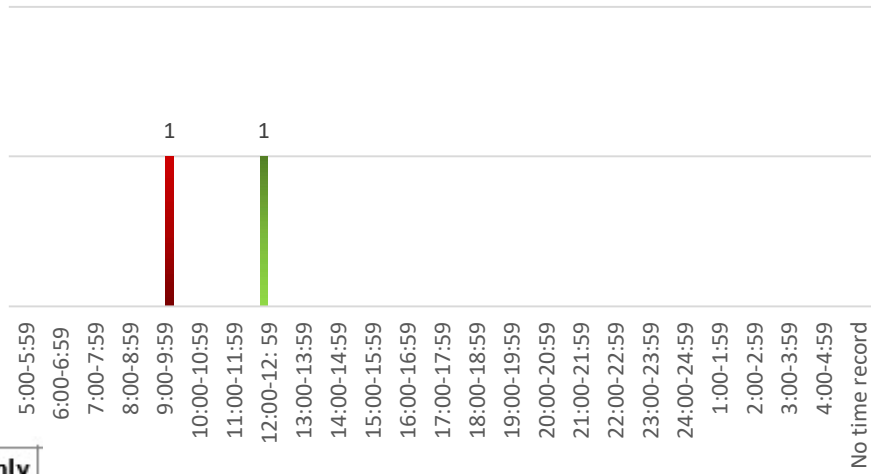
■ Medical Only
■ Timeloss

Icomp Data as of 4/22/2021



WTD Claims - Monthly Report March 2021 (Per Time - 2 Claims)

Department of
Natural Resources and Parks
King County Wastewater Treatment Division



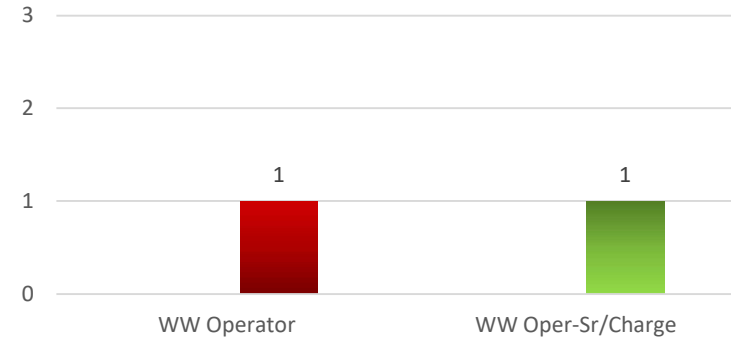
■ Medical Only
■ Timeloss

Icomp Data as of 4/22/2021



WTD Claims-Monthly Report March 2021 (Per Job Title - 2 Claims)

Department of
Natural Resources and Parks
King County Wastewater Treatment Division



■ Medical Only
■ Timeloss

Icomp Data as of 4/22/2021