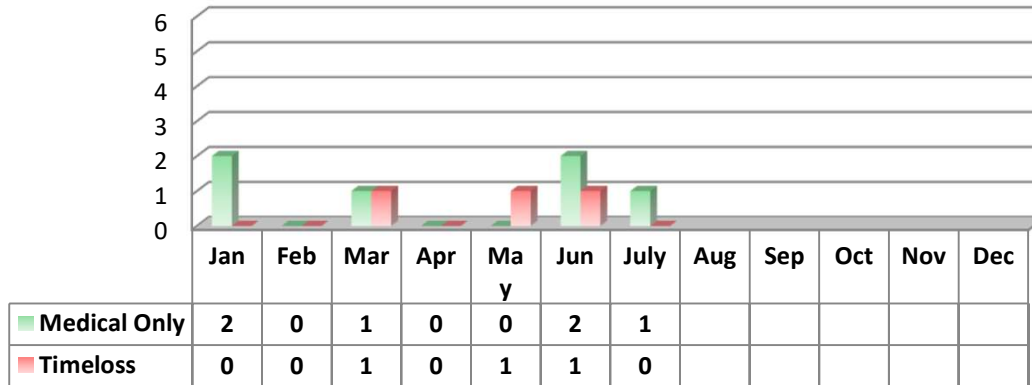




WTD Claims-Summary January - July 2021 (Per Month View Total - 9 Claims)

Department of
Natural Resources and Parks
King County Wastewater Treatment Division

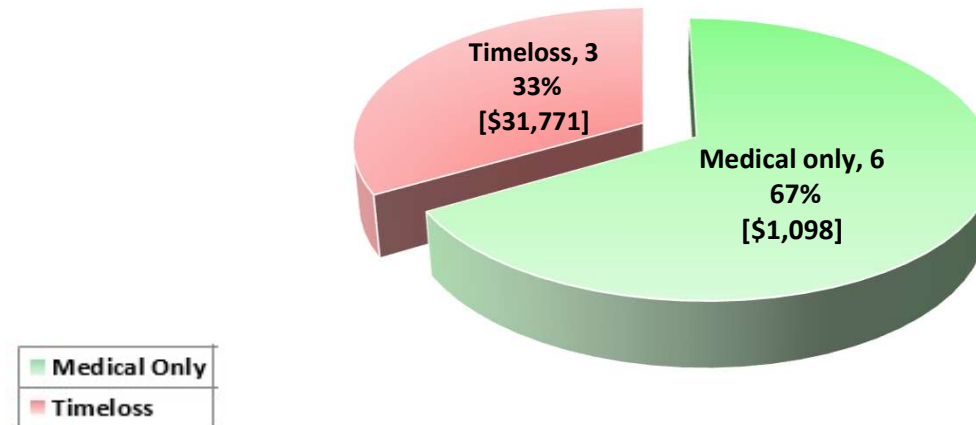


Icomp Data as of 8/3/2021



WTD Claims-Summary January - July 2021 (Per Claim Type Total - 9 Claims)

Department of
Natural Resources and Parks
King County Wastewater Treatment Division

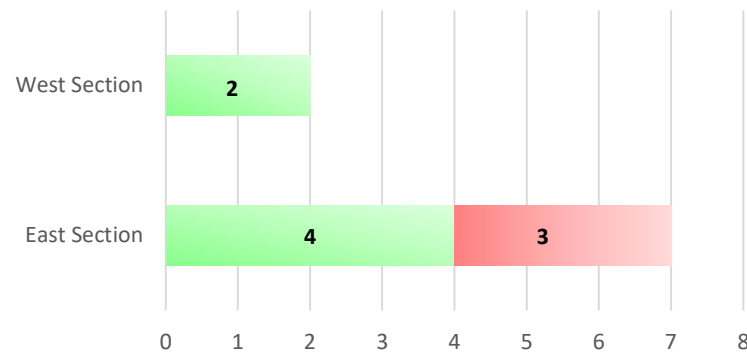


Icomp Data as of 8/3/2021



WTD Claims-Summary January - July 2021 (Per Section - 9 Claims)

Department of
Natural Resources and Parks
King County Wastewater Treatment Division

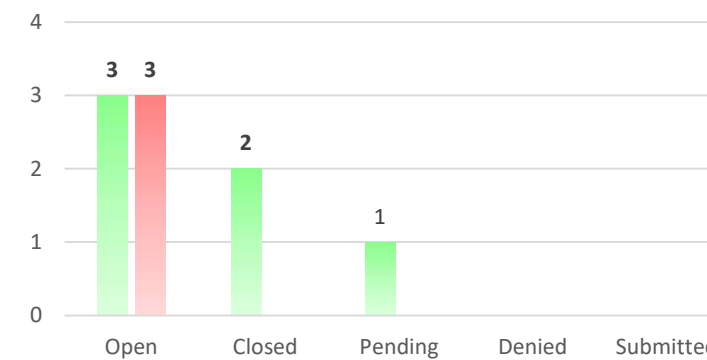


Icomp Data as of 8/3/2021



WTD Claims-Summary January - July 2021 (Per Claim Status - 9 Claims)

Department of
Natural Resources and Parks
King County Wastewater Treatment Division

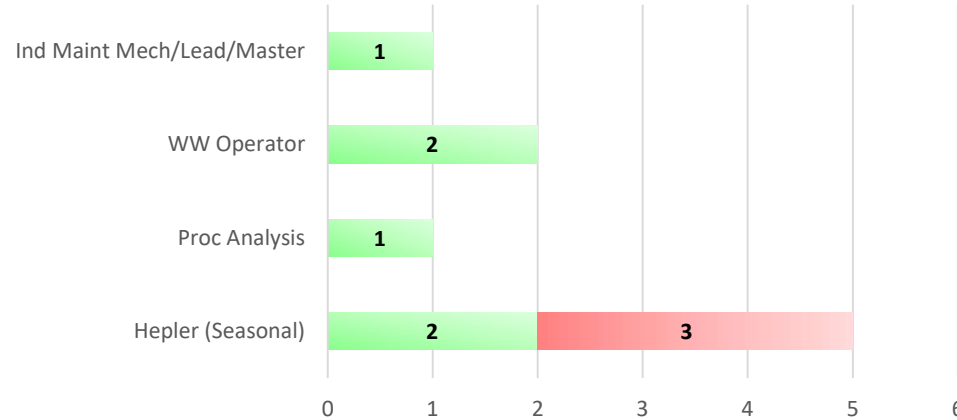


Icomp Data as of 8 /3/2021



WTD Claim Summary January - July 2021 (Per Job Title - 9 Claims)

Department of
Natural Resources and Parks
King County Wastewater Treatment Division



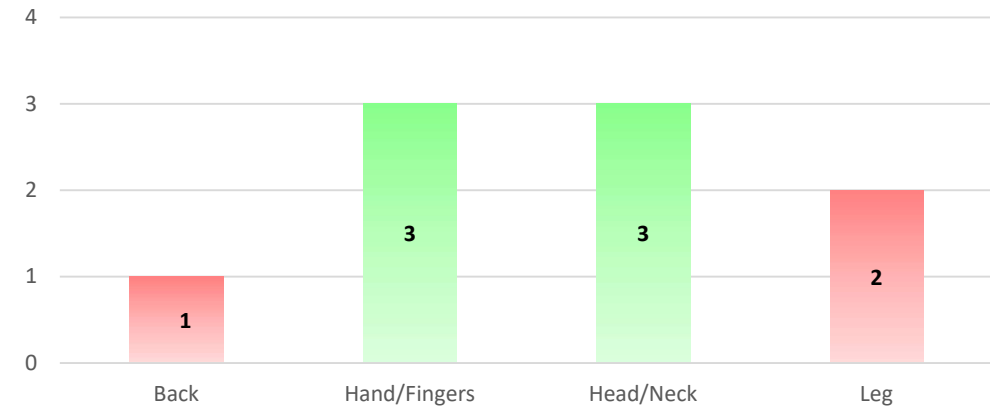
Medical Only
Timeloss

Icomp Data as of 8/3/2021



WTD Claim Summary January - July 2021 (Per Part of Body - 9 Claims)

Department of
Natural Resources and Parks
King County Wastewater Treatment Division



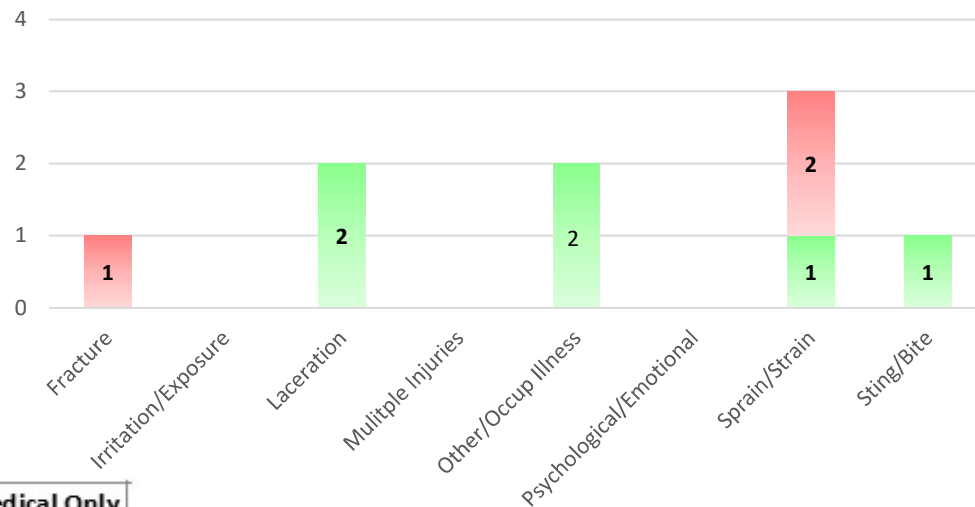
Medical Only
Timeloss

Icomp Data as of 8/3/2021



WTD Claims Summary January - July 2021 (Per Injury Type - 9 Claims)

Department of
Natural Resources and Parks
King County Wastewater Treatment Division



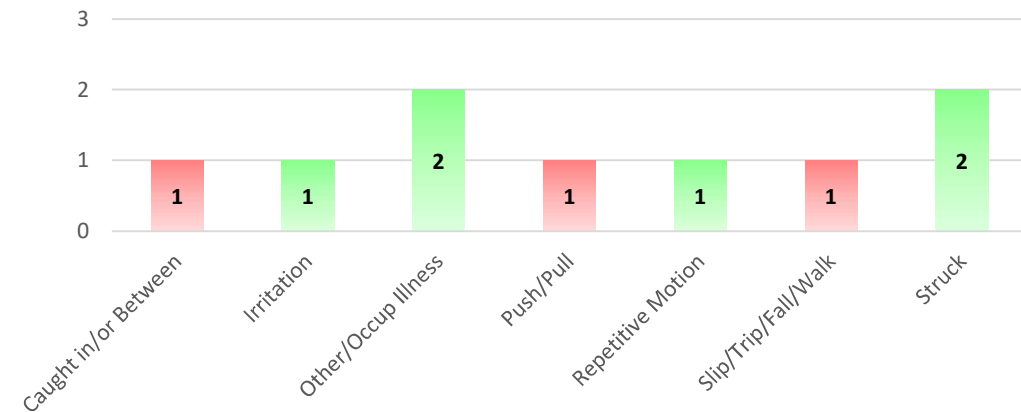
Medical Only
Timeloss

Icomp Data as of 8/3/2021



WTD Claims Summary January - July 2021 (Per Action Type - 9 Claims)

Department of
Natural Resources and Parks
King County Wastewater Treatment Division




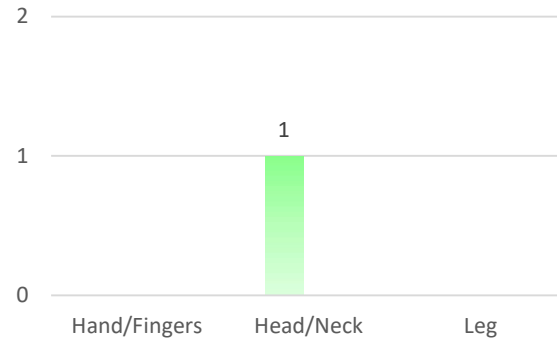
Medical Only
Timeloss



Icomp Data as of 8/3/2021



WTD Claims-Monthly Report July 2021 (Per Part of Body - 1 Claim)

 Department of
Natural Resources and Parks
King County Wastewater Treatment Division




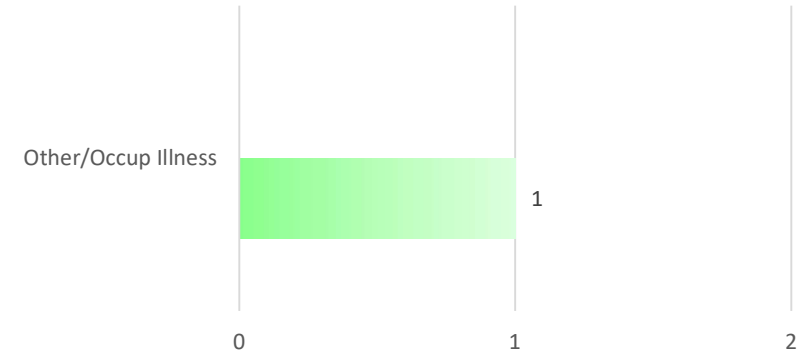
 Medical Only
 Timeloss



Icomp Data as of 8/3/2021



WTD Claims-Monthly Report July 2021 (Per Injury Type - 1 Claim)

 Department of
Natural Resources and Parks
King County Wastewater Treatment Division




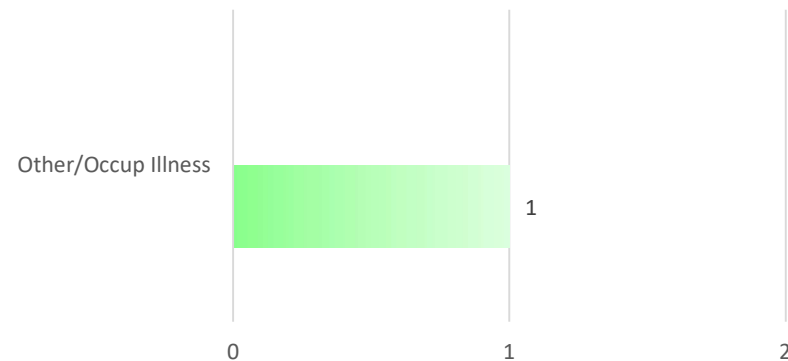
 Medical Only
 Timeloss



Icomp Data as of 8/3/2021



WTD Claims-Monthly Report July 2021 (Per Action Type - 3 Claim)

 Department of
Natural Resources and Parks
King County Wastewater Treatment Division




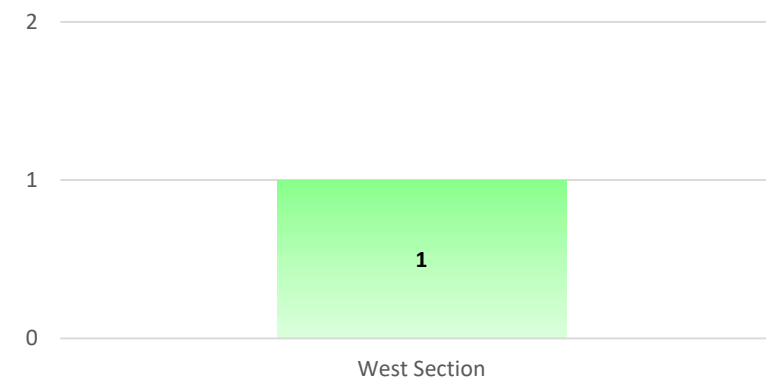
 Medical Only
 Timeloss


Icomp Data as of 8/3/2021



WTD Claims-Monthly Report July 2021 (Per Section - 3 Claim)

 Department of
Natural Resources and Parks
King County Wastewater Treatment Division



 Medical Only
 Timeloss

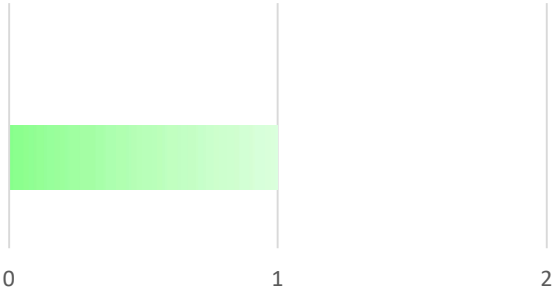
Icomp Data as of 8/3/2021



WTD Claims - Monthly Report
July 2021
(Per Job Title - 1 Claim)

Department of
Natural Resources and Parks
King County Wastewater Treatment Division

Ind Maint Mech/Lead/Master



Medical Only
Timeloss

Icomp Data as of 8/3/2021



WTD Claims - Monthly Report
July 2021
(Per Time - 1 Claim)

Department of
Natural Resources and Parks
King County Wastewater Treatment Division



Medical Only
Timeloss

Icomp Data as of 8/3/2021