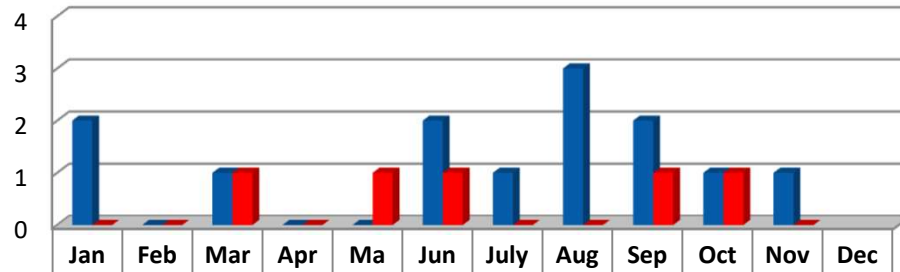




**WTD Claims-Summary**  
**January - November 2021**  
 (Per Month View Total - 18 Claims)

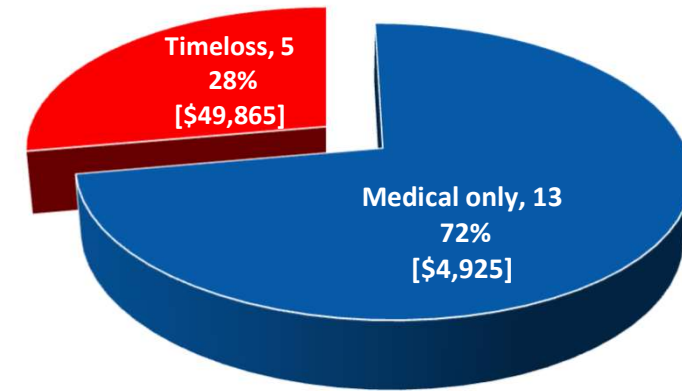
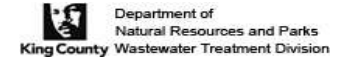


	Jan	Feb	Mar	Apr	May	Jun	July	Aug	Sep	Oct	Nov	Dec
Medical Only	2	0	1	0	0	2	1	3	2	1	1	
Timeloss	0	0	1	0	1	1	0	0	1	1	0	

Icomp Data as of 12/6/2021



**WTD Claims-Summary**  
**January - November 2021**  
 (Per Claim Type Total - 18 Claims)

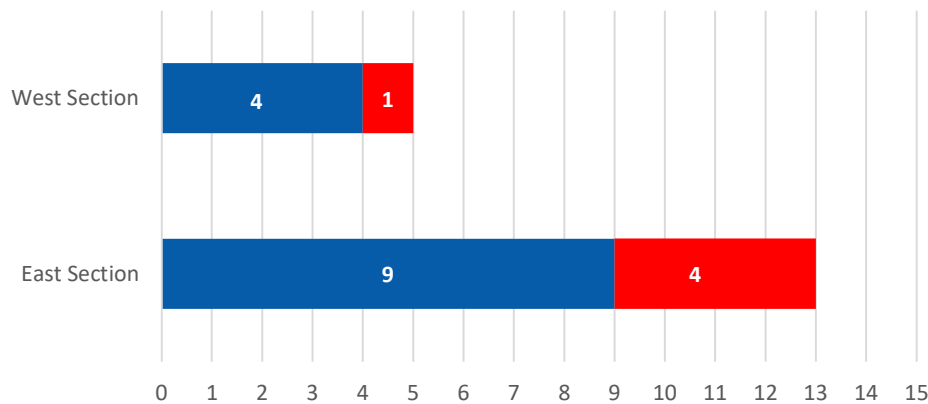



Medical Only
Timeloss

Icomp Data as of 12/6/2021



**WTD Claims-Summary**  
**January - November 2021**  
 (Per Section - 18 Claims)

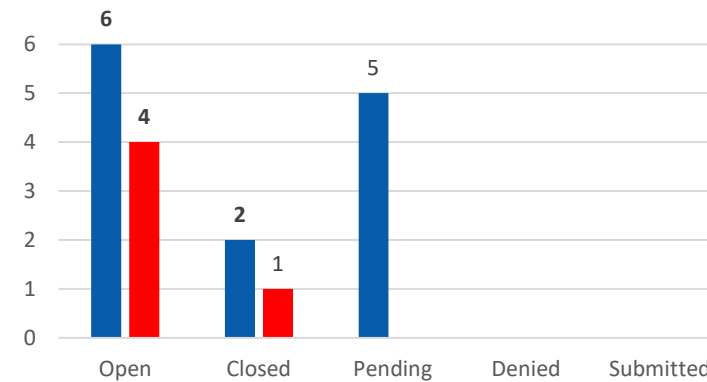
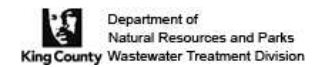


Medical Only
Timeloss

Icomp Data as of 12/6/2021



**WTD Claims-Summary**  
**January - November 2021**  
 (Per Claim Status - 18 Claims)



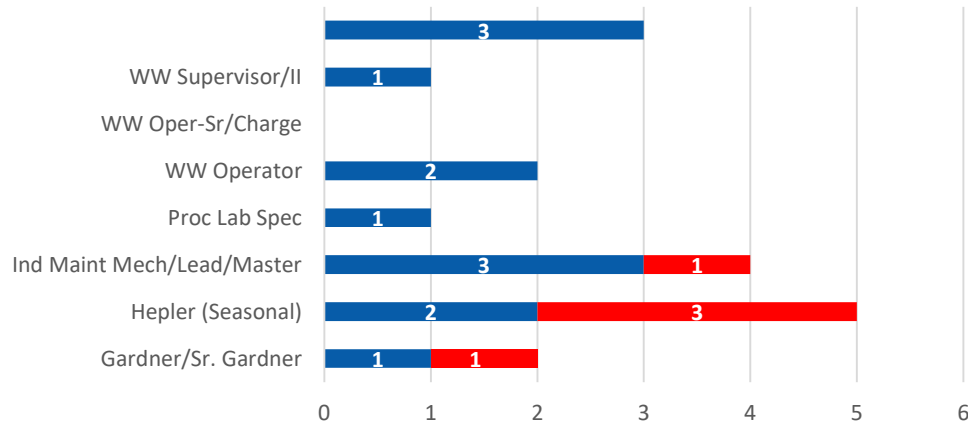
Medical Only
Timeloss

Icomp Data as of 12/6/2021



### WTD Claim Summary January - November 2021 (Per Job Title - 18 Claims)

Department of  
Natural Resources and Parks  
King County Wastewater Treatment Division



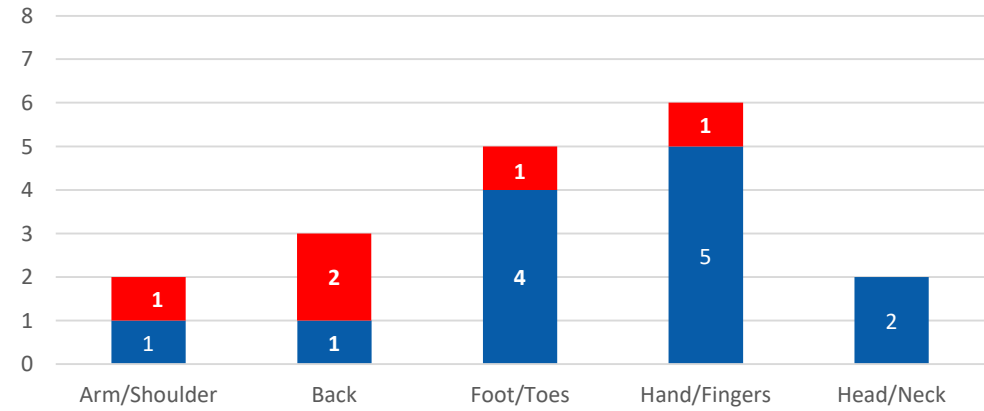
■ Medical Only  
■ Timeloss

Icomp Data as of 12/6/2021



### WTD Claim Summary January - November 2021 (Per Part of Body - 18 Claims)

Department of  
Natural Resources and Parks  
King County Wastewater Treatment Division



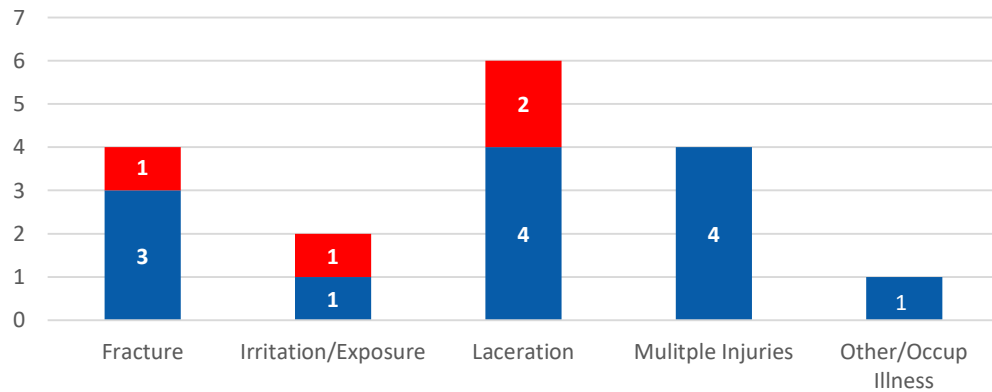
■ Medical Only  
■ Timeloss

Icomp Data as of 12/6/2021



### WTD Claims Summary January - November 2021 (Per Injury Type - 18 Claims)

Department of  
Natural Resources and Parks  
King County Wastewater Treatment Division



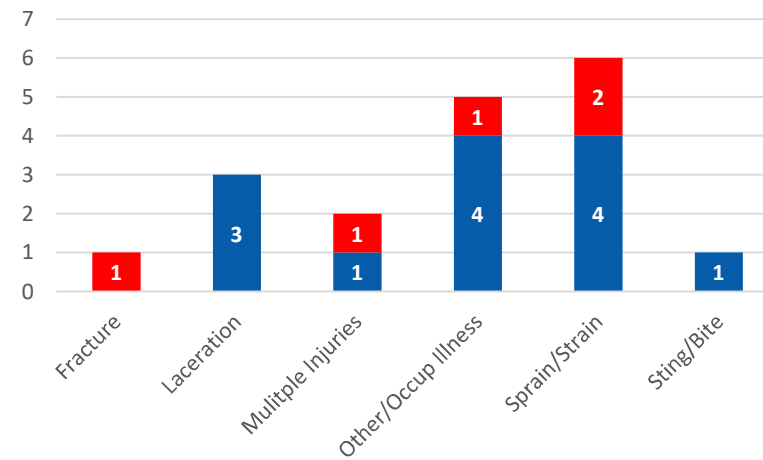
■ Medical Only  
■ Timeloss

Icomp Data as of 12/6/2021



### WTD Claims Summary January - November 2021 (Per Action Type - 18 Claims)

Department of  
Natural Resources and Parks  
King County Wastewater Treatment Division

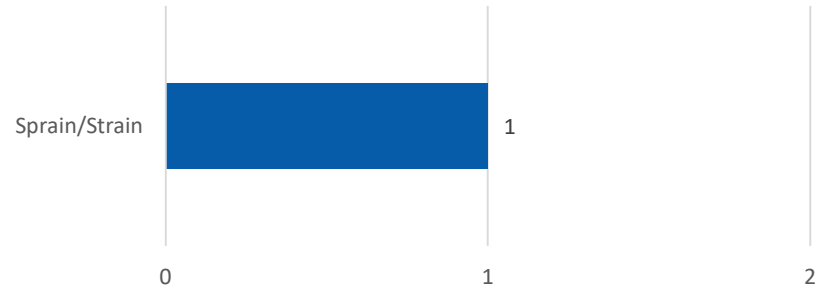


■ Medical Only  
■ Timeloss

Icomp Data as of 12/6/2021



**WTD Claims-Monthly Report  
November 2021**  
(Per Injury Type - 1 Claim)

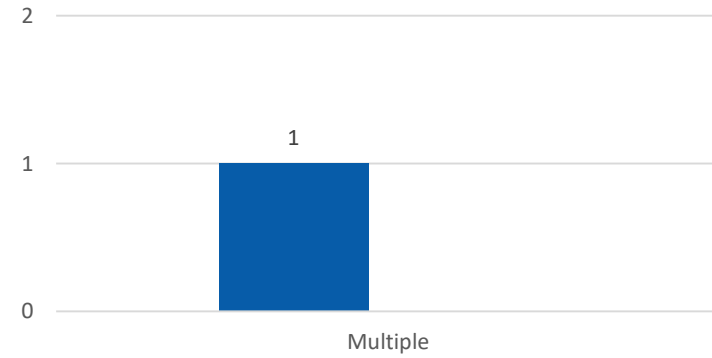


■ Medical Only  
■ Timeloss

Icomp Data as of 12/6/2021



**WTD Claims-Monthly Report  
November 2021**  
(Per Part of Body - 1 Claim)

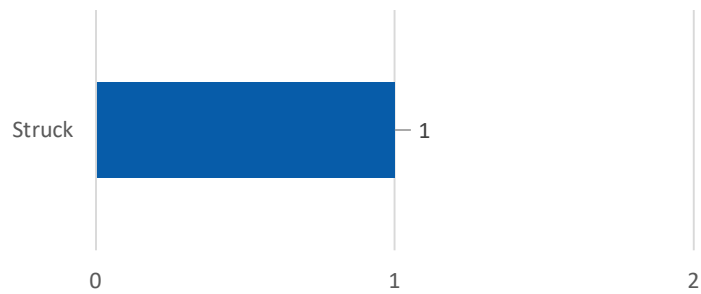


■ Medical Only  
■ Timeloss

Icomp Data as of 12/6/2021



**WTD Claims-Monthly Report  
November 2021**  
(Per Action Type - 1 Claim)

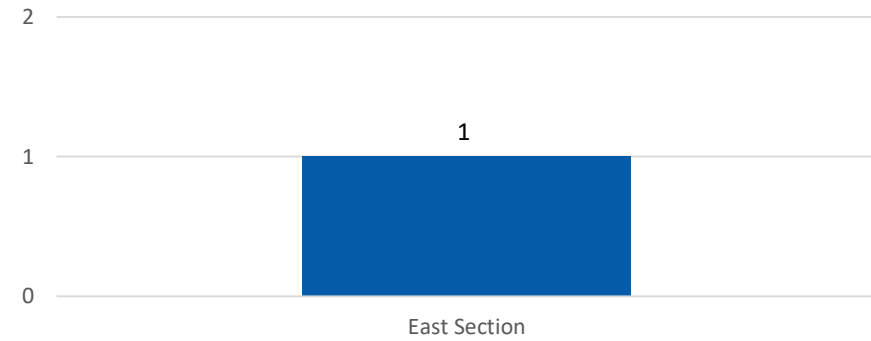


■ Medical Only  
■ Timeloss

Icomp Data as of 12/6/2021



**WTD Claims-Monthly Report  
November 2021**  
(Per Section - 1 Claim)

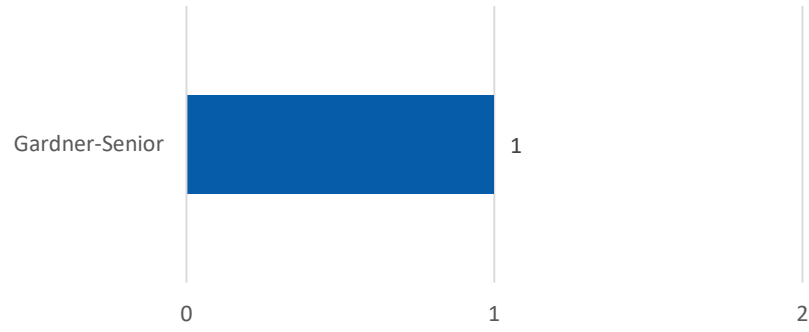


■ Medical Only  
■ Timeloss

Icomp Data as of 12/6/2021



**WTD Claims - Monthly Report**  
**November 2021**  
 (Per Job Title - 1 Claim)



■ Medical Only  
 ■ Timeloss

Icomp Data as of 12/6/2021



**WTD Claims - Monthly Report**  
**November 2021**  
 (Per Time - 1 Claim)



■ Medical Only  
 ■ Timeloss

Icomp Data as of 12/6/2021