



Port of Seattle Disparity Study

FINAL REPORT

Final Report

September 12, 2014

Port of Seattle Disparity Study

Prepared for

Port of Seattle
2711 Alaskan Way
Seattle, Washington 98121

Prepared by

BBC Research & Consulting
1999 Broadway, Suite 2200
Denver, Colorado 80202-9750
303.321.2547 fax 303.399.0448
www.bbcresearch.com
bbc@bbcresearch.com



Table of Contents

Chapter ES. Executive Summary

Analyses in the 2014 Disparity Study	ES-1
Utilization and Disparity Analysis Results for Individual Groups.....	ES-2
Implementing the Federal DBE Program and the SCS and SBE Programs.....	ES-6
Next Steps.....	ES-7

Chapter 1. Introduction

A. Background.....	1-2
B. Study Scope	1-4
C. Study Team.....	1-7

Chapter 2. Legal Framework

A. Measures that are Part of the Federal DBE Program	2-1
B. Measures that are Part of State and Local Programs.....	2-3
C. Legal Standards that Race-and Gender-Conscious Programs Must Satisfy.....	2-3

Chapter 3. Collection and Analysis of Port Data

A. Overview of Port Contracts	3-1
B. Collection and Analysis of Contract Data	3-2
C. Collection of Vendor Data	3-4
D. Location of Vendors Performing Port Work	3-5
E. Types of Work Involved in Port Contracts	3-5

Chapter 4. Marketplace Conditions

A. Entry and Advancement	4-1
B. Business Ownership.....	4-5
C. Access to Capital.....	4-8
D. Success of Business.....	4-15

Chapter 5. Availability Analysis

A. Purpose of the Availability Analysis.....	5-1
B. Definitions of Minority- and Women-Owned Businesses	5-1
C. Information Collected about Potentially Available Businesses	5-3
D. Businesses Included in the Availability Database	5-5
E. MBE/WBE Availability Calculations	5-6
F. Availability Results.....	5-9

Table of Contents

Chapter 6. Utilization Analysis

A. Overview of the Utilization Analysis	6-1
B. Overall Utilization Results.....	6-2
C. Utilization Results for Construction and Construction-Related Professional Services Contracts	6-4

Chapter 7. Disparity Analysis

A. Overview of Disparity Analysis	7-1
B. Overall Disparity Analysis Results.....	7-5
C. Disparity Analysis Results for Construction and Construction-Related Professional Services Contracts.....	7-7
D. Statistical Significance of Disparity Analysis Results.....	7-8

Chapter 8. Further Exploration of Disparities

A. Are there Disparities for Prime Contracts and Subcontracts?.....	8-1
B. Are there Disparities for Large and Small Prime Contracts?	8-2
C. Are there Disparities in Different Time Periods during the Study Period?.....	8-3
D. Do Bid/Proposal Processes Explain Any Disparities for Prime Contracts?	8-4

Chapter 9. Race- and Gender-Neutral Measures

A. Is there evidence of discrimination within the local construction and construction-related professional services contracting marketplace for any racial/ethnic or gender groups?	9-3
B. What has been the agency's past experience in meeting its overall DBE goal?	9-3
C. What has DBE participation been when the agency did not use race- or gender-conscious measures?	9-3
D. What is the extent and effectiveness of race-and gender neutral measures that the agency could have in place for the next fiscal year?	9-4

Chapter 10. Implementation of the Federal DBE Program, the SCS Program, and the SBE Program

Reporting to DOT – 49 CFR Part 26.11 (b).....	10-1
Bidders List – 49 CFR Part 26.11 (c)	10-1
Prompt Payment Mechanisms – 49 CFR Part 26.29	10-2
DBE Directory – 49 CFR Part 26.31	10-2
Overconcentration – 49 CFR Part 26.33	10-3

Table of Contents

Business Development Programs – 49 CFR Part 26.35 and Mentor-Protégé Programs – 49 CFR Appendix D to Part 26	10–3
Responsibilities for Monitoring the Performance of Other Program Participants – 49 CFR Part 26.37	10–4
Fostering Small Business Participation – 49 CFR Part 26.39	10–4
Prohibition of DBE Quotas and Set-asides for DBEs Unless in Limited and Extreme Circumstances – 49 CFR Part 26.43.....	10–5
Setting Overall DBE Goals – 49 CFR Part 26.45	10–5
Analysis of Reasons for not Meeting Overall DBE Goal – 49 CFR Part 26.47(c)	10–5
Maximum Feasible Portion of Goal Met through Race-and Gender-Neutral Measures 49 CFR Part 26.51(a)	10–6
Use of DBE Contract Goals – 49 CFR Part 26.51 (d).....	10–7
Flexible Use of any Race-and Gender-Conscious Measures – 49 CFR Part 26.51 (f).....	10–8
Good Faith Effort Procedures – 49 CFR Part 26.53	10–8
Counting DBE and MBE/WBE Participation – 49 CFR Part 26.55	10–9
DBE Certification – 49 CFR Part 26 Subpart D	10–10
Monitoring Changes to the Federal DBE Program	10–10
Locally-Funded Contracts.....	10–11

Appendices

A. Definitions of Terms	A–1
B. Report on Legal Analysis.....	B–1
C. Utilization Analysis Methodology	C–1
D. General Approach to Availability Analysis.....	D–1
E. Entry and Advancement in the Seattle Metropolitan Area Construction and Engineering Industries.....	E–1
F. Business Ownership in the Seattle Metropolitan Area Construction and Engineering Industries.....	F–1
G. Access to Capital for Business Formation and Success	G–1
H. Success of Businesses in the Seattle Metropolitan Area Construction and Engineering Industries.....	H–1
I. Description of Data Sources for Marketplace Analyses	I–1
J. Qualitative Information from Personal Interviews, Public Hearings, and Other Meetings.....	J–1
K. Detailed Disparity Results.....	K–1

CHAPTER ES.

Executive Summary

The Port of Seattle (the Port) retained BBC Research & Consulting (BBC) to conduct a *disparity study* that would provide information to help the agency implement the Federal Disadvantaged Business Enterprise (DBE) Program and its small business programs—the Small Contractor and Suppliers (SCS) Program and the Small Business Enterprise (SBE) Program. The disparity study examined whether there were any disparities between:

- The percentage of construction and construction-related professional services contracting dollars (including subcontract dollars) that the Port awarded to minority- and women-owned business enterprises (MBE/WBEs) between January 1, 2010 and September 30, 2013 (i.e., utilization);¹ and
- The percentage of construction and construction-related professional services contracting dollars that MBE/WBEs might be expected to receive based on their availability to perform specific types and sizes of the Port’s prime contracts and subcontracts (i.e., availability).

The Port could use information from the study to help refine its implementation of the Federal DBE Program, the SCS Program, and the SBE Program. Information from the study could inform the Port setting its overall DBE goal; determining the portion of the goal that can be met through race- and gender-neutral measures and, if necessary, race- and gender-conscious measures; and, if appropriate, determining which groups would be eligible for race- and gender-conscious measures.² The study also provides information about program measures that the Port could consider using to encourage the participation of small businesses—including many MBE/WBEs—in its contracting.

Analyses in the 2014 Disparity Study

Along with measuring potential disparities between MBE/WBE utilization and availability on Port construction contracts and construction-related professional services contracts, the disparity study also examined other quantitative and qualitative information related to the legal framework surrounding the Port’s implementation of the Federal DBE Program, the SCS Program, and the SBE Program; local marketplace conditions for MBE/WBEs and for other small businesses; and contracting practices and business assistance programs that the Port currently has in place.

¹ The study team considered businesses as MBE/WBEs if they were owned and operated by minorities or women, regardless of whether they were certified as DBEs or as MBE/WBEs through the Washington State Office of Minority and Women’s Business Enterprises (OMWBE). In the study, “certified DBEs” refers to those businesses that are specifically certified as such through OMWBE.

² Race- and gender-neutral measures are measures that are designed to remove potential barriers for all businesses attempting to do work with the agency or measures specifically designed to increase the participation of small or emerging businesses. Race- and gender-conscious measures are measures that are specifically designed to increase the participation of DBEs and MBE/WBEs.

- The study team conducted an analysis of federal regulations, case law, and other information to guide the methodology for the disparity study. The analysis included a review of federal, state, and local requirements related to the Federal DBE Program, the SCS Program, and the SBE Program.
- BBC conducted quantitative analyses of the success of minorities, women, and MBE/WBEs throughout the Port's relevant geographic market area. In addition, the study team collected qualitative information through in-depth anecdotal interviews and public meetings about potential barriers that small businesses and MBE/WBEs face in the local construction and construction-related professional services contracting industries.
- BBC analyzed the percentage of MBE/WBEs that are "ready, willing, and able" to perform on Port construction and construction-related professional services prime contracts and subcontracts. That analysis was based on telephone surveys that the study team completed with more than 3,000 Washington businesses that work in industries related to the types of construction and construction-related professional services contracts that the Port awards. (The study team attempted telephone surveys with every business establishment that it identified as doing work that is relevant to Port construction and construction-related professional services contracting.)
- BBC analyzed the dollars that the Port awarded to MBE/WBEs on more than 1,000 construction and construction-related professional services prime contracts and subcontracts executed between January 1, 2010 and September 30, 2013 (i.e., the study period). BBC analyzed contracts that were funded by the Federal Aviation Administration (FAA) and contracts that were solely locally-funded.
- BBC examined whether there were any disparities between the utilization and availability of MBE/WBEs on construction and construction-related professional services contracts that the Port awarded during the study period. The study team also assessed whether any observed disparities were statistically significant.
- BBC reviewed the Port's current contracting practices and SBE/MBE/WBE/DBE program measures and provided guidance related to additional program options and refinements to those practices and measures.

Utilization and Disparity Analysis Results for Individual Groups

According to federal regulations and relevant case law, agencies that use race- or gender-based measures to encourage the participation of DBE/MBE/WBEs in their contracting must limit the use of those measures "to those specific groups that have actually suffered discrimination or its effects."³ If the Port determines that the use of race- and gender-conscious measures on FAA-funded contracts is appropriate, then it should evaluate which groups should be considered eligible to participate in those programs.

Utilization and disparity analysis results for Port construction and construction-related professional services contracts—along with other pertinent information—are relevant to the

³ United States Department of Transportation *Official Western States Paving Company Case Q&A*, <https://www.civilrights.dot.gov/sites/default/files/DBE/Guidance/Western%20States%20Paving%20Company%20Case%20Q%26A%2020140725%20508.pdf>.

agency’s determination of which groups could be eligible for any race- or gender-conscious measures. Courts have considered the existence of substantial disparities between the utilization and availability for particular groups as inferences of discrimination in the local marketplace. That information is also useful for the Port to examine the performance of its current programs. BBC examined whether there were any disparities between the Port’s utilization of individual MBE/WBE groups on its construction and construction-related professional services contracts and the availability of those businesses to perform that work.

Utilization results. The study team measured MBE/WBE participation in terms of *utilization*—the percentage of prime contract and subcontract dollars that the Port awarded to MBE/WBEs during the study period. Figure ES-1 presents overall MBE/WBE utilization on Port construction and construction-related professional services contracts during the study period. The darker portion of the bar presents the Port’s utilization of MBE/WBEs that were DBE-certified during the study period. As shown in Figure ES-1, MBE/WBEs received 10.2 percent of the Port’s prime contract and subcontract dollars during the study period. MBE/WBEs that were DBE-certified received 3.4 percent of the Port’s prime contract and subcontract dollars.

Figure ES-1.
Overall MBE/WBE utilization on Port construction and construction-related professional services prime contracts and subcontracts

Note:

Includes FAA- and locally-funded Port contracts.

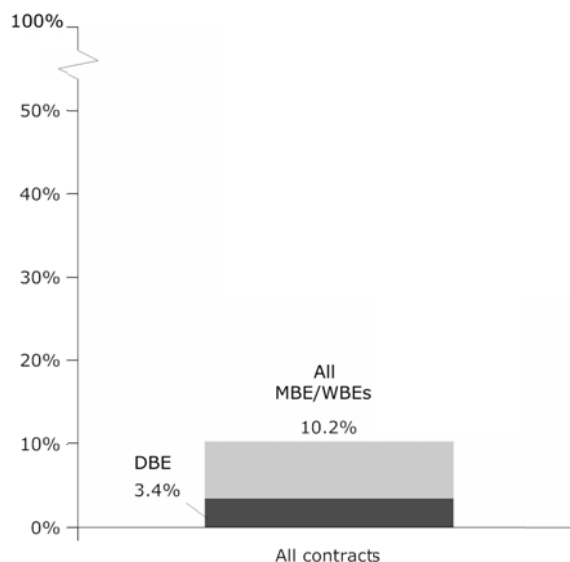
Darker portion of bar presents certified DBE utilization.

The study team analyzed 1,048 prime contracts/subcontracts.

For more detail and results by group, see Figure K-2 in Appendix K.

Source:

BBC Research & Consulting from the Port’s contracting data.



Disparity analysis results. Although information about MBE/WBE utilization is instructive on its own, it is even more instructive when it is compared with the utilization that might be expected based on the availability of MBE/WBEs for agency work. As part of the disparity study, BBC compared the utilization of MBE/WBEs on Port construction and construction-related professional services prime contracts and subcontracts with the percentage of contract dollars that MBE/WBEs might be expected to receive based on their availability for that work.

BBC expressed both utilization and availability as percentages of the total dollars that a particular group received for a particular set of contracts (e.g., 2% utilization compared with 10% availability). BBC then calculated a “disparity index” by dividing utilization by availability

and multiplying by 100.⁴ A disparity index of 100 indicates an exact match between utilization and availability for a particular group for a specific set of contracts (often referred to as “parity”). A disparity index of less than 100 may indicate a disparity between utilization and availability, and disparities of less than 80 are described in this report as “substantial.” Disparity analysis results for key contract sets are described below.

All construction and construction-related professional services contracts. Figure ES-2 presents disparity analysis results for all Port construction and construction-related professional services contracts executed during the study period. Note that the Port did not use any race- or gender-conscious program measures to encourage the participation of DBE/MBE/WBEs in its contracting during the study period. The line down the center of the graph shows a disparity index level of 100, which indicates parity between utilization and availability. Disparity indices of less than 100 indicate disparities between utilization and availability (i.e., underutilization). For reference, a line is also drawn at a disparity index level of 80, because some courts use 80 as a threshold for what indicates a substantial disparity.⁵

Figure ES-2.
Disparity indices for
Port construction and
construction-related
professional services
prime contracts and
subcontracts

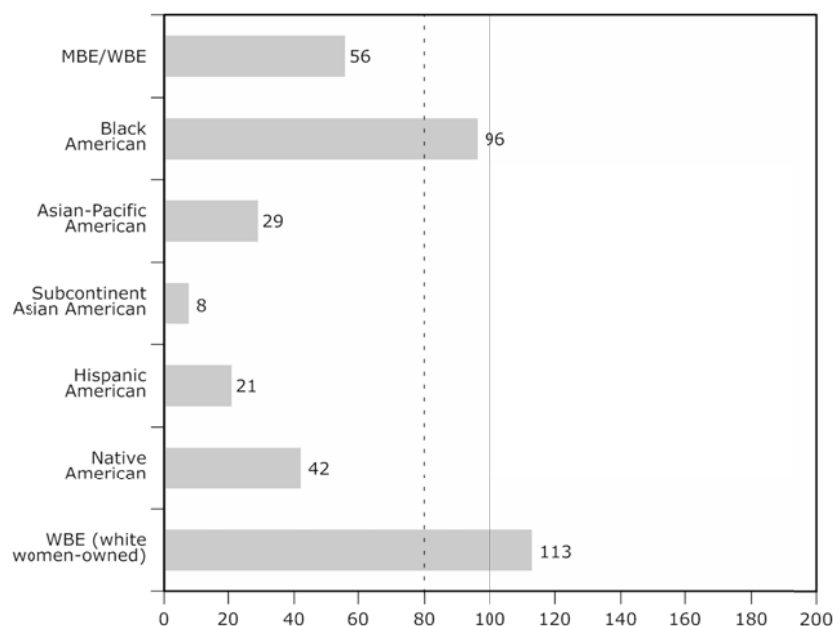
Note:

Number of prime contracts/subcontracts analyzed was 1,048.

For more detail, see Figure K-2 in Appendix K.

Source:

BBC Research & Consulting availability and utilization analyses.



As shown in Figure ES-2, overall, utilization of MBE/WBEs considered together on Port construction and construction-related professional services contracts during the study period was substantially below what might be expected based on their availability for those contracts. The disparity index of 56 indicates that all MBE/WBEs considered together received approximately \$0.56 for every dollar that they might be expected to receive based on their

⁴ For example, if actual utilization of WBEs on a set of contracts was 2 percent and the availability of WBEs for those contracts was 10 percent, then the disparity index would be 2 percent divided by 10 percent, which would then be multiplied by 100 to equal 20.

⁵ Several courts deem a disparity index below 80 as being “substantial” and have accepted it as evidence of adverse conditions for MBE/WBEs. For example, see *Rothe Development Corp v. U.S. Dept of Defense*, 545 F.3d 1023, 1041; *Eng’g Contractors Ass’n of South Florida, Inc. v. Metropolitan Dade County*, 122 F.3d at 914, 923 (11th Circuit 1997); *Concrete Works of Colo., Inc. v. City and County of Denver*, 36 F.3d 1513, 1524 (10th Cir. 1994). See Appendix B for additional discussion of those and other cases.

availability for construction and construction-related professional services prime contracts and subcontracts that the Port awarded during the study period.

- All MBE groups exhibited disparity indices below parity—Black American-owned businesses (disparity index of 96), Asian-Pacific American-owned businesses (disparity index of 29), Subcontinent Asian American-owned businesses (disparity index of 8), Hispanic American-owned businesses (disparity index of 21), and Native American-owned businesses (disparity index of 42). Of the groups exhibiting disparities, only Black American-owned businesses did not exhibit a substantial disparity.
- WBEs (disparity index of 113) were the only MBE/WBE group that did not exhibit a disparity.

Although Black American-owned businesses did not show substantial disparities on Port construction and construction-related professional services contracts, most of the dollars that went to Black American-owned businesses during the study period (approximately \$4.5 million of \$5.6 million) went to a single Black American-owned electrical contracting firm that was not DBE-certified. In some cases, other individual MBE/WBEs also accounted for relatively large proportions of their respective groups' utilization but not nearly to the same extent. For details, see Chapters 6 and 7.

Construction and construction-related professional services. Figure ES-3 presents disparity analysis results separately for construction and construction-related professional services contracts to assess whether MBE/WBEs exhibited different outcomes based on industry. Note that the dollars associated with construction contracts accounted for the majority of contracting dollars that the Port awarded during the study period (78% of the contracting dollars that BBC analyzed as part of the study). As shown in Figure ES-3, MBE/WBEs considered together exhibited substantial disparities between utilization and availability on both construction (disparity index of 63) and construction-related professional services contracts (disparity index of 28).

- Asian-Pacific American-owned businesses (disparity index of 25), Subcontinent Asian American-owned businesses (disparity index of 11), Hispanic American-owned businesses (disparity index of 22), and Native American-owned businesses (disparity index of 38) exhibited substantial disparities on construction contracts.
- Black American-owned businesses (disparity index of 6), Asian-Pacific American-owned businesses (disparity index of 39), Subcontinent Asian American-owned businesses (disparity index of 6), and Hispanic American-owned businesses (disparity index of 11) exhibited substantial disparities on construction-related professional services contracts.⁶
- WBEs did not exhibit a disparity on construction contracts (disparity index of 134) but exhibited a substantial disparity on construction-related professional services contracts (disparity index of 47).

⁶ Most of the dollars that went to Black American-owned businesses on construction contracts during the study period (approximately \$4.5 million of \$5.5 million) went to a single Black American-owned electrical contracting firm that was not DBE certified.

Figure ES-3.
Disparity indices for
Port construction and
construction-related
professional services
contracts

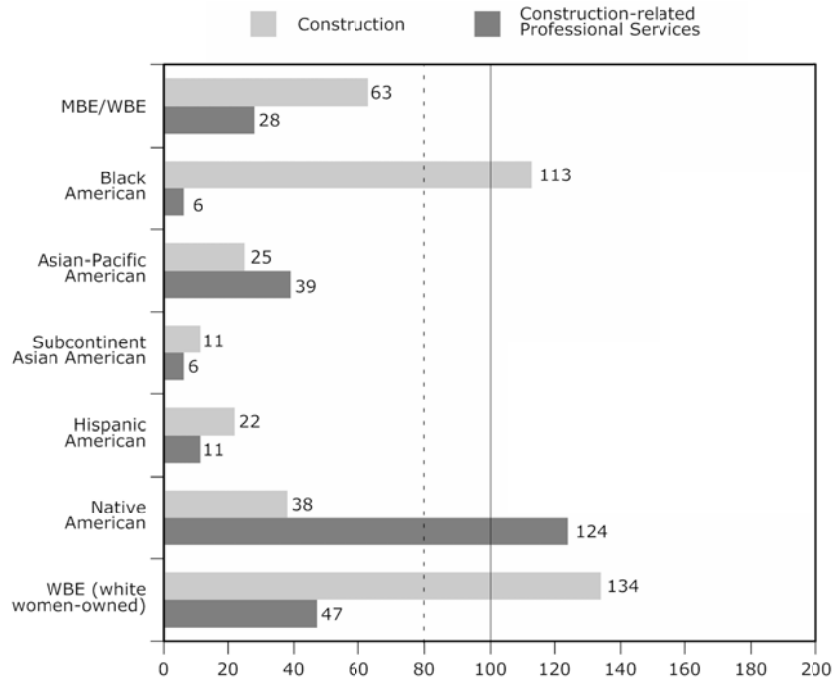
Note:

The study team analyzed 681 construction prime contracts/subcontracts and 367 construction-related professional services prime contracts/subcontracts.

For more detail, see Figures K-3 and K-4 in Appendix K.

Source:

BBC Research & Consulting availability and utilization analyses.



Other information. The study team also examined information concerning the local marketplace, including results by MBE/WBE group, as part of the disparity study. The Port should review the full disparity study report, as well as other information it may have, in determining whether it needs to use any race- or gender-conscious measures, and if so, in determining what actions it might take based on the findings of this study.

Implementing the Federal DBE Program and the SCS and SBE Programs

Chapter 10 reviews information relevant to the Port's implementation of the Federal DBE Program, the SCS Program, and the SBE Program. Key areas of potential refinement are discussed below.

- The Port should continue to keep track of the participation of SBE/DBE/MBE/WBEs in its contracting. Doing so can help the agency assess the effectiveness of certain measures that are designed to encourage the participation of those businesses. In addition, to ensure accurate tracking, the Port should continue to make efforts to collect that information for subcontracts, particularly on construction-related professional services contracts.
- The Port should make efforts to ensure that its prompt payment policies are well enforced. In-depth anecdotal interviews with business owners and managers revealed the importance of prompt payment to small businesses as well as some dissatisfaction with how promptly businesses are paid on public agency projects.
- The Port should make efforts to ensure that its mechanisms for monitoring the performance of DBEs are enforced. In-depth anecdotal interviews with business owners and managers revealed the importance of such mechanisms and indicated discrepancies between the work that prime contractors commit to DBE subcontractors at contract award and the work actually performed by DBEs.

- The Port should explore partnerships to develop and implement Business Development Programs such as mentor-protégé and joint venture programs. Such programs could help further encourage the participation of small businesses in Port contracting.

Next Steps

The disparity study represents an independent analysis of information related to the participation of MBE/WBEs in the Port's construction and construction-related professional services contracting. The Port should review study results and other relevant information in connection with making decisions concerning its implementation of the Federal DBE Program, the SCS Program, and the SBE Program. USDOT periodically revises elements of (and regulations related to) the Federal DBE Program and issues guidance concerning implementation of the program. In addition, new court decisions provide insights related to the proper implementation of SBE/DBE/MBE/WBE programs. The Port should closely follow such developments.

CHAPTER 1.

Introduction

The Port of Seattle (the Port) owns and operates the Seattle-Tacoma International Airport. The Port also operates four public marinas and partners with other local agencies to build road and rail infrastructure throughout the Seattle Metropolitan Area.¹ The Port retained BBC Research & Consulting (BBC) to conduct a *disparity study* that would provide information to help the agency implement the Federal Disadvantaged Business Enterprise (DBE) Program and its small business programs—the Small Contractor and Suppliers (SCS) Program and the Small Business Enterprise (SBE) Program. A disparity study examines whether there are any disparities between:

- The percentage of contract dollars (including subcontract dollars) that an agency awarded to minority- and women-owned business enterprises (MBE/WBEs) during a particular time period (i.e., utilization);² and
- The percentage of contract dollars that MBE/WBEs might be expected to receive based on their availability to perform specific types and sizes of the agency's prime contracts and subcontracts (i.e., availability).

Disparity studies also examine other qualitative and quantitative information related to:

- The legal framework surrounding an agency's implementation of the Federal DBE Program;
- Local marketplace conditions for MBE/WBEs and for other small businesses; and
- Contracting practices and business assistance programs that the agency currently has in place.

An agency can use information from a disparity study as it considers specific program measures as part of its implementation of the Federal DBE Program and other disadvantaged or small business programs. There are several reasons why an agency would consider conducting a disparity study:

- The types of research that are conducted as part of a disparity study provide information that is useful to an agency that is implementing the Federal DBE Program and other business programs (e.g., setting an overall DBE goal).
- A disparity study often provides insights into how to improve contracting opportunities for local small businesses.

¹ For the purposes of this study, the Seattle Metropolitan Area is defined as King, Pierce, and Snohomish counties.

² The courts have accepted examining the percentage of contract dollars that an agency awarded to MBE/WBEs as an appropriate measure of utilization.

- An independent, objective review of MBE/WBE participation in an agency's contracting is valuable to both agency leadership and to external groups that may be monitoring the agency's contracting practices.
- State and local agencies that have successfully defended their implementations of the Federal DBE Program and other business programs in court have typically relied on the types of information collected as part of disparity studies.

BBC introduces the 2014 Port of Seattle disparity study in three parts:

- A. Background;
- B. Study scope; and
- C. BBC study team.

A. Background

The Port of Seattle implements the Federal DBE Program as well as two small business programs—the SCS Program and the SBE Program.

Federal DBE Program. The Federal DBE Program is a program designed to increase the participation of MBE/WBEs in United States Department of Transportation (USDOT)-assisted contracts. As a recipient of USDOT funds—in this case, Federal Aviation Administration (FAA) funds—the Port must comply with federal regulations and implement the Federal DBE Program. After enactment of the Transportation Equity Act for the 21st Century (TEA-21) in 1998, USDOT established a new Federal DBE Program for fund recipients to implement. TEA-21 has since been amended and reauthorized ("MAP-21," "SAFETEA" and "SAFETEA-LU").^{3, 4}

Setting an overall goal for DBE participation. As part of the Federal DBE Program, every three years, an agency is required to set an overall goal for DBE participation on its USDOT-funded contracts.⁵ Although an agency is required to set the goal every three years, the overall DBE goal is an *annual* goal in that the agency must monitor DBE participation in its USDOT-funded contracts every year. If DBE participation for a particular year is less than the overall DBE goal for that year, then the agency must analyze the reasons for the difference and establish specific measures to address the difference and enable the agency to meet the goal in the next year.

The Federal DBE Program describes the steps an agency must follow in establishing its overall DBE goal. To begin the goal-setting process, an agency must develop a base figure based on demonstrable evidence of the availability of DBEs to participate on the agency's USDOT-funded contracts. Then, after considering various, related factors, the agency can make an upward,

³ Moving Ahead for Progress in the 21st Century Act ("MAP-21"), Pub L. 112-141, H.R. 4348, § 1101(b), July 6, 2012, 126 Stat. 405.; preceded by Pub L. 109-59, Title I, § 1101(b), August 10, 2005, 119 Stat. 1156; preceded by Pub L. 105-178, Title I, § 1101(b), June 9, 1998, 112 Stat. 107.

⁴ USDOT most recently revised the Federal DBE Program in early 2011.

⁵ <http://www.gpo.gov/fdsys/pkg/FR-2011-01-28/html/2011-1531.htm>

downward, or no adjustment to its base figure as it determines its overall DBE goal (referred to as a “step-2” adjustment).

Projecting the portion of the overall DBE goal to be met through race- and gender-neutral means. According to 49 Code of Federal Regulations (CFR) Part 26, an agency must meet the maximum feasible portion of its overall goal for DBE participation through race- and gender-neutral means.⁶ Race- and gender-neutral measures are measures that are designed to remove potential barriers for all businesses attempting to do work with the agency or measures specifically designed to increase the participation of small or emerging businesses (for examples of race- and gender-neutral program measures, see 49 CFR Section 26.51(b)). If an agency can meet its goal solely through race- and gender-neutral means, it cannot implement race- or gender-conscious measures as part of its program (i.e., measures specifically designed to increase the participation of DBEs and MBE/WBEs, such as DBE contract goals or MBE/WBE participation goals).

Every three years, the Federal DBE Program requires an agency to project the portion of its overall DBE goal that it will meet through race- and gender- neutral measures and the portion that it will meet through any race-or gender-conscious measures. USDOT has outlined a number of factors for an agency to consider when making such determinations.⁷

Determining whether all groups will be eligible for race- or gender-conscious measures. If an agency determines that race- or gender-conscious measures—such as DBE contract goals—are appropriate for its implementation of the Federal DBE Program, then it must also determine which racial/ethnic or gender groups are eligible for participation in those measures.⁸ USDOT provides a waiver provision if an agency determines that its implementation of the Federal DBE Program does not need to include certain racial/ethnic or gender groups in the race- or gender-conscious measures that it implements. For example, some agencies apply DBE contract goals to their USDOT-funded contracts for which only “underutilized DBEs” are eligible, and underutilized DBEs may not include all DBE groups.

SCS Program and the SBE Program. The Port operates two race- and gender-neutral business programs—the SCS Program and the SBE Program—to encourage the participation of small businesses in its locally-funded contracts. The SCS Program is a joint partnership with King County that uses participation requirements and evaluation incentives to encourage prime contractors to use SCS-certified subcontractors on locally-funded Port contracts. The SBE Program is a collection of tools that the Port uses to track the participation of businesses that identify themselves as SBEs on locally-funded Port contracts.

One of the reasons why the Port does not use race- and gender-conscious measures as part of the SCS and SBE Programs is because of Initiative 200, which became effective in December 1998.

⁶ 49 CFR Section 26.51.

⁷ <http://www.dotcr.ost.dot.gov/Documents/Dbe/49CFRPART26.doc>

⁸ Quotas are prohibited, but under extreme circumstances, an agency can request USDOT approval to use preference programs related to DBE prime contracting. Small business preference programs, including reserving contracts on which only small businesses can bid as prime contractors, are allowable under the Federal DBE Program.

Initiative 200 amended state law to prohibit the use of race- and gender-based preferences in public contracting, public employment, and public education, unless such measures are required “to establish or maintain eligibility for any federal program, if ineligibility would result in a loss of federal funds to the state.”⁹ Thus, Initiative 200 prohibited government agencies in Washington from using race- and gender-conscious measures on locally-funded contracts. However, Initiative 200 permits continued implementation of federally-required programs, such as the Federal DBE Program.

B. Study Scope

The disparity study provides information that can help the Port continue its implementation of the Federal DBE Program, the SCS Program, and the SBE Program in a legally-defensible manner. That information will also be useful to the Port as it continues to seek fairness in its contracting and procurement processes for USDOT- and locally-funded contracts.

Racial/ethnic and gender groups examined in the study. A DBE is defined in 49 CFR Part 26 as a for-profit small business that is owned and operated by one or more individuals who are socially and economically disadvantaged.¹⁰ There is a gross receipts limit (not more than an average of \$22,410,000 over three years and lower limits for certain lines of business) and a personal net worth limit (\$1.32 million not including equity in the business and in primary personal residence) that businesses and business owners must fall below to be able to be certified as a DBE.¹¹ The Federal DBE Program specifies that the following racial/ethnic and gender groups are presumed to be disadvantaged:

- Asian-Pacific Americans;
- Black Americans;
- Hispanic Americans;
- Native Americans;
- Subcontinent Asian Americans;
- Women of any race or ethnicity; and
- Any additional groups whose members are designated as socially and economically disadvantaged by the Small Business Administration.

In addition, agencies can consider individuals to be socially and economically disadvantaged on a case-by-case basis.¹² As long as those businesses and business owners do not exceed revenue and personal net worth limits, they are eligible for DBE certification.

⁹ RCW 49.60.400(1).

¹⁰ 49 CFR Section 26.5.

¹¹ USDOT periodically adjusts the gross receipt limits and the personal net worth limit that businesses and business owners must fall below to be eligible for DBE certification.

¹² White male-owned businesses can also meet the federal certification requirements and be certified as DBEs. However, relatively few DBEs are white male-owned businesses.

MBE/WBEs, DBEs, and Potential DBEs. BBC includes MBEs and WBEs—regardless of DBE or other certifications—in the utilization, availability, disparity, and marketplace analyses. As a result, those analyses pertain to any potential barriers related specifically to the race/ethnicity and gender of business owners.

- The study team uses the terms “MBEs” and “WBEs” to refer to businesses that are owned and controlled by minorities or women (according to the race/ethnicity and gender definitions listed above), regardless of whether they are:
 - Certified as DBEs or meet the revenue and net worth requirements for DBE certification;
 - Certified as SCSs through the Port or through King County; or
 - Certified as MBEs or WBEs through the Washington State Office of Minority and Women’s Business Enterprises (OMWBE).¹³
- The study team uses the term “DBE” to refer specifically to businesses certified as such through OMWBE, according to the definitions in 49 CFR Part 26.
- The study team uses the term “potential DBE” to refer to MBE/WBEs that are DBE-certified or appear that they could be DBE-certified based on the revenue requirements specified as part of the Federal DBE Program, regardless of actual DBE certification.

Analyses in the disparity study. The disparity study examines whether there are any disparities between the utilization and availability of MBE/WBEs on Port contracts. The study focuses on FAA- and locally-funded construction and construction-related professional services contracts that the Port awarded between January 1, 2010 and September 30, 2013 (i.e., the study period). During the study period, The Port did not apply DBE contract goals or other race- or gender-conscious measures to any of those contracts. The disparity study also includes:

- A review of legal issues surrounding the implementation of the Federal DBE Program and the SCS and SBE Programs;
- An analysis of local marketplace conditions for MBE/WBEs and for other small businesses;
- An assessment of the Port’s contracting practices and business assistance programs; and
- Other information for the Port to consider as it implements the Federal DBE Program and the SCS and SBE Programs.

That information is organized in the disparity study report in the following manner:

Legal framework and analysis. The study team conducted a detailed analysis of relevant federal regulations, case law, state law, and other information to guide the methodology for the disparity study. The analysis included a review of federal requirements related to the Federal DBE Program and an assessment of any state requirements concerning the implementation of the Federal DBE program and the SCS and SBE Programs. The legal framework and analysis for the study is summarized in **Chapter 2** and presented in detail in **Appendix B**.

¹³ For this study, a WBE is a business with at least 51 percent ownership and control by non-Hispanic white women. Businesses owned and controlled by minority women are counted as minority-owned businesses.

Data collection and analysis. BBC examined data from multiple sources to complete the utilization and availability analyses. In addition, the study team conducted telephone surveys with thousands of businesses throughout the Seattle Metropolitan Area. The scope of the study team’s data collection and analysis as it pertains to the utilization and availability analyses is presented in **Chapter 3**.

Marketplace conditions. BBC conducted quantitative analyses of the success of minorities and women and MBE/WBEs in the local contracting industries. BBC compared business outcomes for minorities, women, and MBE/WBEs to outcomes for non-Hispanic white males and non-Hispanic white male-owned businesses. In addition, the study team collected qualitative information about potential barriers that small businesses and MBE/WBEs face in the Seattle Metropolitan Area through in-depth anecdotal interviews. Information about marketplace conditions is presented in **Chapter 4 and Appendices E, F, G, H, I, and J**.

Availability analysis. BBC analyzed the percentage of MBE/WBEs that are “ready, willing, and able” to perform on the Port’s prime contracts and subcontracts. That analysis was based on telephone surveys with hundreds of Seattle Metropolitan Area businesses that work in industries related to the types of contracting dollars that the Port awards. BBC analyzed availability for specific MBE/WBE groups and types of contracts. Results from the availability analysis are presented in **Chapter 5 and Appendix C**.

Utilization analysis. BBC analyzed contract dollars that the Port awarded to MBE/WBEs between January 1, 2010 and September 30, 2013. Those data included information about associated subcontracts.¹⁴ BBC analyzed contracts that were USDOT-funded and contracts that were solely funded through local sources. Note that the Port did not apply DBE contract goals or other race- or gender- conscious measures to any of those contracts. Results from the utilization analysis are presented in **Chapter 6 and Appendix D**.

Disparity analysis. BBC examined whether there were any disparities between the utilization of MBE/WBEs on contracts that the Port awarded during the study period and the availability of those businesses for that work. BBC analyzed disparity analysis results for specific MBE/WBE groups, types of contracts, contract roles, and contract sizes. The study team also assessed whether any observed disparities were statistically significant. Results from the disparity analysis are presented in **Chapter 7 and Appendix K**.

Further exploration of disparities. BBC examined potential causes of any disparities between utilization and availability of MBE/WBEs on contracts that the Port awarded during the study period. Those analyses included comparisons of results for subsets of Port contracts and examinations of bids and proposals for a representative sample of contracts. BBC presents the results of those analyses in **Chapter 8**.

Race- and gender-neutral measures. BBC reviewed information regarding evidence of discrimination in the Seattle Metropolitan Area contracting marketplace; analyzed the Port’s experience with meeting its overall DBE goal in the past; and provided information about the

¹⁴ Note that prime contractors—not the Port—actually *award* subcontracts to subcontractors. However, throughout the report, BBC refers to the Port as *awarding* subcontracts to simplify those discussions.

Port's past performance in encouraging the participation of MBE/WBEs using race- and gender-neutral measures. Information from those analyses is presented in **Chapter 9**.

Implementation of the Federal DBE Program and the SCS and SBE Programs. BBC reviewed the Port's contracting practices and DBE, SCS, and SBE program measures. BBC provided guidance related to additional program options and changes to current contracting practices. The study team's review and guidance is presented in **Chapter 10**.

C. Study Team

The BBC study team was made up of four firms that, collectively, possess decades of experience related to conducting disparity studies in connection with the Federal DBE Program and state and local MBE/WBE programs.

BBC (prime consultant). BBC is a Denver-based economic and policy research firm. BBC had overall responsibility for the study and performed all of the quantitative analyses.

Holland & Knight. Holland & Knight is a national law firm with offices throughout the country. Holland & Knight conducted the legal analysis that provided the basis for this study.

Keen Independent Research. Keen Independent Research is a Denver-based research firm. Keen Independent Research advised on the study and reviewed portions of the final report.

Pacific Communications Consultants (PCC). PCC is a minority woman-owned communications firm based in Bellevue, Washington. PCC helped conduct in-depth anecdotal interviews as part of qualitative analyses of marketplace conditions.

CHAPTER 2.

Legal Framework

Federal regulations—specifically, 49 Code of Federal Regulations (CFR) Part 26—set forth the requirements for how state and local agencies that receive United States Department of Transportation (USDOT) funds must implement the Federal Disadvantaged Business Enterprise (DBE) Program. The legal framework for the Port of Seattle (the Port) disparity study is based on those regulations as well as on United States Supreme Court decisions and other federal court rulings.

Several non-minority contractors and other groups have filed lawsuits challenging the constitutionality of the Federal DBE Program or the constitutionality of specific agencies' implementations of the Federal DBE Program. For example, contractors have filed lawsuits against agencies implementing the Federal DBE Program in California, Illinois, Minnesota, Montana, Nebraska, and Washington. Implementations of the program were successfully defended in California, Illinois, Minnesota, and Nebraska but not in Washington. (The case in Montana is still pending.) Appendix B provides further analysis of relevant legal decisions and federal regulations.¹

To understand the legal context for the disparity study, it is useful to review:

- A. Measures that are part of the Federal DBE Program;
- B. Measures that are part of state and local programs; and
- C. Legal standards that race- and gender-conscious measures must satisfy.

A. Measures that are Part of the Federal DBE Program

Regulations that govern an agency's implementation of the Federal DBE Program require that the agency meet the maximum feasible portion of its overall DBE goal through race- and gender-neutral means.² Race- and gender-neutral program measures are measures that are designed to remove potential barriers for all businesses attempting to do work with the agency or measures specifically designed to increase the participation of small or emerging businesses. If an agency can meet its goal solely through race- and gender-neutral means, it cannot use race- or gender-conscious measures. Race- and gender-conscious measures are measures that are specifically designed to increase the participation of DBEs and minority- and women-owned business enterprises (MBE/WBEs), such as DBE contract goals or MBE/WBE participation goals.

If an agency cannot meet its overall DBE goal solely through race- and gender-neutral means, then it is permitted to use race- and gender-conscious program measures as part of its

¹ Neither Chapter 2 nor Appendix B constitutes a legal evaluation of the Port's current contracting practices or of its implementation of the Federal DBE Program.

² 49 CFR Section 26.51.

implementation of the Federal DBE Program. However, because such program measures are based specifically on the race or gender of business ownership, their use must satisfy certain legal and regulatory standards in order to be valid. Given that context, there are several general approaches that public agencies that receive USDOT funds could use to implement the Federal DBE Program.

1. Applying a combination of race- and gender-neutral and race- and gender-conscious measures with all certified DBEs considered eligible for race- and gender-conscious measures. As part of implementing the Federal DBE Program, many agencies use a combination of race- and gender-neutral and race- and gender-conscious measures where all certified DBEs are considered eligible for race- and gender-conscious measures. The Port currently implements the Federal DBE Program in this manner. The Port uses myriad race- and gender-neutral measures that are designed to encourage the participation of small and emerging businesses in its contracting. In addition, the agency specifies percentage goals for DBE participation on individual Federal Aviation Administration (FAA)-funded contracts (i.e., DBE contract goals). Prime contractors that bid on those contracts must make subcontracting commitments to DBEs to meet DBE contract goals, or they must show good faith efforts of having tried to do so. The participation of all certified DBEs—regardless of race/ethnicity or gender—count toward meeting individual contracting goals.

2. Applying a combination of race- and gender-neutral and race- and gender-conscious measures with only certain groups of certified DBEs considered eligible for conscious measures. Other agencies use a combination of race- and gender-neutral and race- and gender-conscious measures when implementing the Federal DBE Program but limit DBE participation in race- and gender-conscious measures to certain racial/ethnic or gender groups based on evidence of those groups facing discrimination within the agencies' respective relevant geographic market areas (underutilized DBEs, or UDBEs). Prime contractors that bid on those contracts must make subcontracting commitments to UDBEs to meet those percentage goals, or they must show good faith efforts of having tried to do so. In recent years, the California Department of Transportation and the Oregon Department of Transportation, among other agencies, have operated such programs.

3. Applying a combination of race- and gender-neutral and more aggressive race- and gender-conscious measures in extreme circumstances. The Federal DBE Program states that a recipient may not use more aggressive race- and gender-conscious program measures—such as setting aside contracts for DBE bidding—except in limited and extreme circumstances. An agency may only use set asides when no other method could be reasonably expected to redress egregious instances of discrimination.³ Specific quotas for DBE participation are strictly prohibited under the Federal DBE Program.

4. Operating an entirely race- and gender-neutral program. Some agencies have implemented the Federal DBE Program without the use of DBE contract goals or other race- and gender-conscious measures. Instead, those agencies only use race- and gender-neutral measures as part of their implementation of the Federal DBE Program. For example, the Florida

³ 49 CFR Section 26.43.

Department of Transportation implements the Federal DBE Program using only race- and gender-neutral program measures.

B. Measures that are Part of State and Local Programs

In addition to USDOT-funded contracts, the Port and other agencies award construction and construction-related professional services contracts that are solely funded through local sources. The Federal DBE Program does not apply to those contracts. Many agencies apply MBE/WBE goals to locally-funded contracts in a manner that is very similar to how they set DBE goals on federally-funded contracts. For example, the Texas Department of Transportation operates a Historically Underutilized Business Program that includes contract goals on certain state-funded projects. The North Carolina Department of Transportation and the Indiana Department of Transportation both have MBE/WBE programs in place for to their locally-funded contracts that mirror the Federal DBE Program.

The Port does not apply MBE/WBE goals to its locally-funded contracts because of Initiative 200, which Washington voters passed in November 1998. Initiative 200 amended state law to prohibit discrimination and the use of race- and gender-based preferences in public contracting, public employment, and public education. However, Initiative 200 did not prohibit the use of race- and gender-based preferences if they are required “to establish or maintain eligibility for any federal program, if ineligibility would result in a loss of federal funds to the state.” Thus, Initiative 200 prohibited public agencies in Washington from applying race- and gender-conscious measures to locally-funded contracts but not necessarily to federally-funded contracts.

C. Legal Standards that Race- and Gender-Conscious Measures Must Satisfy

The U.S. Supreme Court has established that government programs that include race-conscious measures must meet the “strict scrutiny” standard of constitutional review.⁴ The two key U.S. Supreme Court cases that established the strict scrutiny standard for race-conscious measures are:

- The 1989 decision in *City of Richmond v. J.A. Croson Company*, which established the strict scrutiny standard of review for race-conscious programs adopted by state and local governments;⁵ and
- The 2005 decision in *Adarand Constructors, Inc. v. Peña*, which established the strict scrutiny standard of review for federal race-conscious programs.⁶

As described in detail in Appendix B, the strict scrutiny standard is extremely difficult for a government entity to meet. It presents the highest threshold for evaluating the legality of race-

⁴ Certain Federal Courts of Appeal, including the Ninth Circuit Court of Appeals, apply the “intermediate scrutiny” standard to gender-conscious programs. Appendix B describes the intermediate scrutiny standard in detail.

⁵ *City of Richmond v. J.A. Croson Company*, 488 U.S. 469 (1989).

⁶ *Adarand Constructors, Inc. v. Peña*, 515 U.S. 200 (1995).

conscious programs short of prohibiting them altogether. Under the strict scrutiny standard, a governmental entity must:

- Have a *compelling governmental interest* in remedying specific past identified discrimination or its present effects; and
- Establish that any program adopted is *narrowly tailored* to achieve the goal of remedying the identified discrimination. There are a number of factors a court considers when determining whether a program is narrowly tailored (see Appendix B).

A government agency must meet both components of the strict scrutiny standard. A program that fails to meet either one is unconstitutional.

Examples of race-conscious programs that have not satisfied the strict scrutiny standard. Many programs that use race- and gender-conscious measures have been challenged in court and have been found to be unconstitutional. The *Western States Paving Co. v. Washington State DOT* case provides an example of a local government program that was found to not have met the strict scrutiny standard by failing to be narrowly tailored.⁷ Appendix B discusses the *Western States Paving Co. v. Washington State DOT* ruling and other related rulings in detail.

Constitutionality of the Federal DBE Program on its face. The Federal DBE Program has been held to be constitutional “on its face”—or, as it is written rather than as it is applied—in several legal challenges to date (for example, see discussion in Appendix B of *Northern Contracting, Inc. v. Illinois DOT*, *Sherbrooke Turf, Inc. v. Minn DOT*, *Gross Seed v. Nebraska Department of Roads*, *Western States Paving Co. v. Washington State DOT*, and *Adarand Constructors, Inc. v. Slater*).^{8, 9} Some of those court decisions are discussed below.

Northern Contracting, Inc. v. Illinois DOT. In the *Northern Contracting, Inc. v. Illinois DOT* decision, the Seventh Circuit Court of Appeals cited its earlier precedent in *Milwaukee County Pavers v. Fielder* to hold that “a state is insulated from [a narrow tailoring] constitutional attack, absent a showing that the state exceeded its federal authority. IDOT [Illinois DOT] here is acting as an instrument of federal policy and Northern Contracting ... cannot collaterally attack the federal regulations through a challenge to IDOT’s program.”¹⁰

The Seventh Circuit Court of Appeals distinguished both the Ninth Circuit Court of Appeals decision in *Western States Paving Co. v. Washington State DOT* and the Eighth Circuit Court of Appeals decision in *Sherbrooke Turf, Inc. v. Minnesota DOT* relating to an “as applied” narrow tailoring analysis:¹¹

⁷ *Western States Paving Co. v. Washington State DOT*, 407 F.3d 983 (9th Cir. 2005), cert. denied, 546 U.S. 1170 (2006).

⁸ 473 F.3d 715 (7th Cir. 2007).

⁹ *Adarand Constructors, Inc. v. Slater*, 228 F.3d 1147 (10th Cir. 2000) cert. granted then dismissed as improvidently granted sub nom. *Adarand Constructors, Inc. v. Mineta*, 532 U.S. 941, 534 U.S. 103 (2001).

¹⁰ 473 F.3d at 722.

¹¹ *Sherbrooke Turf, Inc. v. Minnesota DOT*, and *Gross Seed Company v. Nebraska Department of Road*, 345 F.3d 964 (8th Cir. 2003), cert. denied, 541 U.S. 1041 (2004).

- The Seventh Circuit held that IDOT's application of a federally-mandated program is limited to the question of whether the state exceeded its grant of federal authority under the Federal DBE Program.¹²
- The Seventh Circuit analyzed IDOT's compliance with the federal regulations regarding calculation of the availability of DBEs, adjustment of its goal based on local market conditions, and its use of race-neutral methods set forth in the federal regulations.¹³ The court held that Northern Contracting failed to demonstrate that IDOT did not satisfy compliance with the federal regulations.¹⁴

The Seventh Circuit Court of Appeals affirmed the district court's decision upholding the validity of IDOT's DBE program.

Western States Paving Co. v. Washington State DOT. The constitutionality of the Federal DBE Program was also upheld by the Ninth Circuit Court of Appeals in *Western States Paving Co. v. Washington State DOT*. However, the Ninth Circuit found that the Washington State Department of Transportation failed to show that its implementation of the Federal DBE Program was narrowly tailored. After that ruling, state departments of transportation in the Ninth Circuit operated entirely race- and gender-neutral programs until they could complete disparity studies to provide information that would allow them to implement the Federal DBE Program in a narrowly tailored manner.¹⁵ The Ninth Circuit Court of Appeals recently examined another agency's implementation of the Federal DBE Program for the first time since *Western States Paving*. In *Associated General Contractors of America, San Diego Chapter, Inc. v. California Department of Transportation, et al.*, the Court found the California Department of Transportation's implementation of the Federal DBE Program to be constitutional on its face and as applied.¹⁶

Guidance from decisions that have upheld state and local programs. In addition to the Federal DBE Program, some state and local government minority business programs have been found to meet the strict scrutiny standard. Appendix B discusses the successful defense of state and local race-conscious programs, including *Concrete Works of Colorado v. City and County of Denver* (upheld in part) and *H.B. Rowe Company, Inc. v. W. Lyndo Tippet, North Carolina Department of Transportation, et al.*^{17, 18} Appendix B as well as USDOT guidance provide further instruction regarding legal issues in a government agency's implementation of the Federal DBE Program.¹⁹

¹² *Id.* at 722.

¹³ *Id.* at 723-24.

¹⁴ *Id.*

¹⁵ Disparity studies have been completed or are underway for state DOTs in each Ninth Circuit state as well as for many local transit agencies and airports in those states.

¹⁶ *AGC, San Diego Chapter v. California DOT*, 2013 WL 1607239 (9th Cir. April 16, 2013).

¹⁷ *Concrete Works of Colorado v. City and County of Denver*, 321 F.3d 950 (10th Cir. 2003), *cert. denied*, 540 U.S. 1027 (2003).

¹⁸ *H.B. Rowe Company, Inc. v. W. Lyndo Tippet, North Carolina Department of Transportation, et al.*; 589 F. Supp. 2d 587 (E.D.N.C. 2008), *appeal pending* in the Fourth Circuit Court of Appeals.

¹⁹ <http://www.osdbu.dot.gov/DBEProgram/dbeqna.cfm>.

CHAPTER 3.

Collection and Analysis of Port Data

Chapter 3 provides an overview of Port of Seattle (Port) contracts that the study team analyzed as part of the disparity study and describes the process that the study team used to collect prime contract and subcontract data. Chapter 3 is organized into five parts:

- A. Overview of Port contracts;
- B. Collection and analysis of contract data;
- C. Collection of vendor data;
- D. Locations of vendors performing Port work; and
- E. Types of work involved in Port contracts.

Appendix C provides additional details about the method that BBC used to collect and analyze the Port's contract and vendor data.

A. Overview of Port Contracts

The Port uses United States Department of Transportation (USDOT) and local funding to execute construction and construction-related professional services projects throughout the Seattle Metropolitan Area.¹ Examples of such projects include airport terminal upgrades; airfield improvements; and seaport infrastructure improvements. The Port's Central Procurement Office is responsible for awarding contracts related to construction and professional services projects.

The Port uses the Procurement and Roster Management System (PRMS) to maintain data on vendors that bid or propose on construction and construction-related professional services contracts. In addition, businesses can use PRMS to register themselves to be included on the Port's small works (i.e., construction contracts worth less than \$300,000) or professional services vendor lists, or rosters. The Port uses those rosters to notify qualified businesses about bid opportunities. The Port does not maintain analogous rosters for major works (i.e., construction contracts worth more than \$300,000).

Construction. Construction contracts typically involve a prime contractor and several subcontractors. The Port's Central Procurement Office awards construction contracts through a competitive bidding process (as required by Washington State statute). The Central Procurement Office is required to award such contracts to the lowest responsive and responsible bidder.

¹ For the purposes of this study, the Seattle Metropolitan Area is defined as King, Pierce, and Snohomish counties.

Professional services. For professional services contracts that are worth less than \$50,000, the Central Procurement Office uses a direct procurement procedure. If three or more interested and qualified businesses express interest in a contract, the Port is required to contract with a business that is a verified Small Contractor and Supplier (SCS).² If it is not possible for the Port to award the contract to an SCS-certified firm, then the Port must at least demonstrate due diligence in complying with the requirement.

For professional services contracts that are worth more than \$50,000 but less than \$200,000, the Central Procurement Office uses the professional services roster in PRMS to solicit bids from qualified vendors. If there are two or more SCS-certified or self-declared small businesses that express interest in the work, at least one of them must be included in the interview process. The Port evaluates the interviews and takes interview scores into consideration when awarding those contracts.

For professional services contracts that are worth more than \$200,000, the Central Procurement Office is required to publically advertise the bidding opportunity through a formal Request for Proposal (RFP) process. The RFP process includes advertisement of the procurement opportunity, a pre-proposal conference, issuance of addenda, and final selection by an appointed selection committee. The selection committee awards the contract based on pre-determined selection criteria.

B. Collection and Analysis of Contract Data

The study team worked with the Port to collect data on the USDOT- and locally-funded construction and construction-related professional services prime contracts and subcontracts that the agency awarded during the study period.

Study period. BBC examined construction and construction-related professional services contracts that the Port awarded between January 1, 2010 and September 30, 2013. The Port did not apply Disadvantaged Business Enterprise (DBE) contract goals or other race- or gender-conscious measures to any of those contracts.

Data sources. BBC relied on several sources of information to compile data on the Port's prime contracts and subcontracts.

- The Port provided the study team with electronic data on construction and construction-related professional services prime contracts that the agency awarded during the study period. The Port maintains those data in its PeopleSoft (PS) data system and Contractor Data System (CDS).³
- The Port also provided the study team with electronic data on construction subcontracts that the agency awarded during the study period. Those data are maintained in CDS.

² The SCS Program is a joint partnership with King County that uses participation requirements and evaluation incentives to encourage prime contractors to use SCS-certified subcontractors on locally-funded contracts.

³ The Port provided information about whether each construction and construction-related professional services contract was USDOT-funded.

- The Port began maintaining subcontractor data on professional services contracts in 2013. In order to gather comprehensive subcontractor data for the entire study period, the study team collected data on construction-related professional services subcontracts from two main sources—surveys of prime contractors and the Port’s 2013 subcontract invoice records.

Appendix C describes the study team’s data collection methodology in detail.

Total number of Port contracts. The study team identified 344 prime contracts and 704 associated subcontracts that the Port awarded during the study period in the areas of construction and construction-related professional services. The contracts that the study team identified accounted for approximately \$242 million of Port spending during the study period.⁴

Contracts included in the study team’s analyses. The study team included construction and construction-related professional services contracts that the Port awarded during the study period in its analyses. For each prime contract and subcontract, the study team determined the prime contractor’s *subindustry* that characterized the firm’s primary line of business (e.g., heavy construction). BBC identified subindustries based on the Port’s contract data and the primary lines of work of prime contractors and subcontractors.

Figure 3-1 presents information about the 1,048 prime contracts and subcontracts that the study team included in its analyses. Approximately 14 percent of the associated contract dollars corresponded to contracts that involved Federal Aviation Administration (FAA) funds, including contracts that were only partially funded through the FAA.

Figure 3-1.
Number of Port contracts included in the study

Contract types	Number	Dollars (millions)
Construction	681	\$190
Construction-related Professional Services	367	52
Total	1,048	\$242

Note: Numbers rounded to nearest dollar and thus may not sum exactly to totals.
The figure includes Port contracts executed on or before September 30, 2013.

Source: BBC Research & Consulting from Port contract data.

Contracts not included in the study team’s analyses. BBC did not include contracts in its analyses that:

- The Port awarded to nonprofit organizations or to other government agencies;
- Were classified in industries that were not directly related to construction or construction-related professional services (e.g., financial services);

⁴ BBC weighted contract values that were sourced from 2013 invoice data to equal the total paid-to-date amount for the entire study period.

- Were classified in subindustries for which the Port awarded the majority of contracting dollars outside of the Seattle Metropolitan Area;⁵ or
- Were classified in national market industries (i.e., industries in which a small number of large, national businesses compete).

Prime contract and subcontract amounts. For each contract, BBC examined dollars that the Port paid to each prime contractor during the study period and the dollars that the prime contractor paid to any subcontractors.

- If a contract did not include any subcontracts, the study team attributed the entire amount paid during the study period to the prime contract.
- If a contract included subcontracts, the study team calculated subcontract amounts as the total amount paid to each subcontractor. BBC then calculated the prime contract amount as the total amount paid less the sum of dollars paid to all subcontractors.

C. Collection of Vendor Data

The study team collected information on businesses that participated on Port construction and construction-related professional services contracts during the study period. BBC relied on a variety of sources for that information, including:

- The Port's contract and vendor data;
- The Office of Minority and Women's Business Enterprises (OMWBE) directory of DBE-certified firms;
- Dun & Bradstreet (D&B) business listings and other business information sources;
- Business websites;
- Telephone surveys that the study team conducted with business owners and managers; and
- Reviews that the Port completed of study information.

The study team compiled the following information about each business that participated on Port contracts:

- Business location;
- Ownership status (i.e., whether each business was minority- or women-owned);
- DBE certification status;
- Primary line of work;
- Year of establishment; and
- Business size (in terms of number of employees and revenue).

⁵ BBC included the utilization of businesses that were located outside of the Seattle Metropolitan Area in its analyses. However, the study team did so only for those subindustries for which the Port awarded the majority of contract dollars to businesses located within the Seattle Metropolitan Area.

Appendix C presents additional information about the data that the study team collected on businesses that participated on Port contracts during the study period.

D. Location of Vendors Performing Port Work

The Federal DBE program requires agencies to implement the DBE program based on information from the relevant geographic market area—the area in which the agency spends the substantial majority of its contracting dollars. The study team used the Port’s contracting and vendor data to help determine the relevant geographic market area for the study.

- The study team summed the dollars that went to each prime contractor and subcontractor involved in the construction and construction-related professional services contracts that the Port awarded during the study period.
- For each prime contractor and subcontractor, BBC determined the county in which the business was located.⁶
- BBC then added the construction and construction-related professional services contract dollars that the Port awarded to businesses in each county and defined the relevant geographic market area based on those counties that account for the majority of where the Port spends its contracting dollars.

The study team’s analysis showed that 88 percent of the Port’s construction and construction-related professional services contracting dollars during the study period went to businesses with locations in King, Pierce, or Snohomish counties, indicating that those three counties together should be considered the relevant geographic market area for the study. As a result, BBC’s analyses, including the availability analysis and quantitative analyses of marketplace conditions, focused on King, Pierce, and Snohomish counties.

E. Types of Work Involved in Port Contracts

The study team determined the subindustries that were involved in relevant prime contracts and subcontracts that the Port awarded during the study period. The study team based those determinations on the Port’s contract data and information about each prime contractor and subcontractor’s primary lines of work. BBC developed subindustries based in part on 8-digit D&B industry classification codes. Figure 3-2 presents the dollars that the study team examined in various construction and construction-related professional services subindustries as part of its analyses.

The study team combined related subindustries that accounted for relatively small percentages of total contracting dollars into two subindustries and labeled them “other construction services” and “other construction equipment and supplies.” For example, the contracting dollars that the Port awarded to contractors for “sheetmetal work” represented less than 1 percent of total Port contract dollars that BBC examined in the study. As a result, BBC combined

⁶ If a business had locations in multiple counties, BBC selected the county closest to Seattle for the purpose of determining the Port’s relevant geographic market area.

“sheetmetal work” with other types of work that also accounted for relatively small percentages of total contracting dollars and that were relatively dissimilar to other subindustries.

Figure 3-2.
Port contract dollars by
subindustry, 2010- 2013

Note:

Numbers rounded to nearest dollar and thus may not sum exactly to totals.

Source:

BBC Research & Consulting from Port contract data.

Industry	Total (in thousands)
Construction	
Heavy construction	\$61,849
Electrical work	26,042
Water, sewer, and utility lines	20,002
Vertical construction trades	18,932
Plumbing and HVAC	6,694
Vertical construction	5,898
Marine construction	5,571
Excavation and drilling	3,233
Steel building materials	2,197
Landscape services	1,482
Wrecking and demolition	1,251
Signs, installation and manufacture	777
Trucking	623
Asphalt and concrete supply	593
Other construction services	14,600
Other construction equipment and supplies	<u>4,081</u>
Total Construction	\$173,826
Construction-related Professional Services	
Engineering	\$53,847
Environmental research, consulting, and testing	10,871
Construction management	1,983
Transportation consulting	1,551
Surveying and mapmaking	<u>237</u>
Total Engineering	\$68,489

CHAPTER 4.

Marketplace Conditions

Federal courts have found that Congress “spent decades compiling evidence of race discrimination in government highway contracting, barriers to the formation of minority-owned construction businesses, and barriers to entry.”¹ Congress found that discrimination has impeded the formation and expansion of qualified minority- and women-owned business enterprises (MBE/WBEs). BBC conducted quantitative and qualitative analyses to examine whether barriers for MBE/WBEs that Congress found on a national level also appear in the Seattle Metropolitan Area.² BBC analyzed whether barriers exist in the local construction and construction-related professional services industries for minorities, women, and for MBE/WBEs, and whether such barriers affect the utilization and availability of MBE/WBEs for the Port of Seattle’s (the Port’s) contracting.

BBC examined conditions in the local marketplace in four primary areas:

- A. Entry and advancement;
- B. Business ownership;
- C. Access to capital; and
- D. Success of businesses.

Appendices E through I present quantitative information concerning conditions in the local marketplace. Appendix J presents qualitative information that the study team collected through:

- In-depth anecdotal interviews with business owners and others throughout the region;
- Verbal testimony submitted by local business representatives who attended the 2014 Regional Contracting Forum that took place on March 26, 2014;
- Written testimony submitted by key stakeholders; and
- Public forums that BBC conducted in the Seattle Metropolitan Area on January 28 and 29, 2014.

A. Entry and Advancement

Several business owners and managers that the study team interviewed as part of the disparity study commented that individuals who form construction and construction-related professional services businesses tend to work in those industries before starting their own businesses (for details, see Appendix J). Any barriers related to entry or advancement in the construction and construction-related professional services industries may prevent some minorities and women

¹ *Sherbrooke Turf, Inc. v. Minnesota DOT*, 345 F.3d, 970 (8th Cir. 2003) (citing *Adarand Constructors, Inc.*, 228 F.3d at 1167 – 76); *Western States Paving Co. v. Washington State DOT*, 407 F.3d 983, 992 (9th Cir. 2005).

² For the purposes of this study, the Seattle Metropolitan Area is defined as King, Pierce, and Snohomish counties.

from starting such businesses in the Seattle Metropolitan Area. Several studies throughout the United States have indicated that race- and gender-based discrimination has affected the employment and advancement of certain groups in the construction and construction-related professional services industries. The study team examined the representation of minorities and women among all workers in the local construction and construction-related professional services industries. In addition, for the construction industry, the study team examined the advancement of minorities and women into supervisory and managerial roles. Appendix E presents those results in more detail.

Quantitative information about entry and advancement in construction. Quantitative analyses of the Seattle Metropolitan Area—based primarily on data from the 2000 U.S. Census and the 2009-2011 American Community Survey (ACS)—showed that, in general, certain minority groups and women appear to be underrepresented among all workers in the local construction industry relative to all industries considered together. In addition, minorities and women appear to face barriers regarding advancement to supervisory or managerial positions.

Overall representation. Black Americans, Asian-Pacific Americans, Subcontinent Asian Americans, and women accounted for a smaller percentage of workers in the local construction industry than in all Seattle Metropolitan Area industries in 2009 through 2011.

- Black Americans made up 3 percent of workers in the local construction industry compared with 6 percent of workers in all Seattle Metropolitan Area industries.
- Asian-Pacific Americans (4%) and Subcontinent Asian Americans (less than 1%) were also underrepresented in the local construction industry relative to their representation in all Seattle Metropolitan Area industries (12% and 2%, respectively).
- Women made up about 12 percent of the workforce in the local construction industry compared with 46 percent of the workforce in all Seattle Metropolitan Area industries. In most construction trades in the Seattle Metropolitan Area, women made up less than 5 percent of workers.

Representation of Native Americans in the local construction industry was similar to the representation of Native Americans in the workforce for all Seattle Metropolitan Area industries (2%). Representation of Hispanic Americans in the local construction industry (13%) was substantially higher than the representation of Hispanic Americans in the workforce for all Seattle Metropolitan Area industries (8%).

Advancement. Minority and female workers in the local construction industry were less likely than non-Hispanic whites and males to advance to the level of first-line supervisor based on data for 2009 through 2011.

- Only 15 percent of first-line supervisors were minorities, less than the percentage of all Seattle Metropolitan Area construction workers that were minorities (23%).
- Similar to that result, women made up only 7 percent of first-line supervisors in the local construction industry compared to 12 percent of all workers in the local construction industry.

- In addition, minorities and women were generally less likely than non-Hispanic whites and males to advance to the level of construction manager in the local construction industry.

Formal education beyond high school is not a prerequisite for most construction jobs. Because the average educational attainment of minorities and women was generally consistent with educational requirements for construction jobs, factors other than formal education may explain the relatively low representation of minorities and women among workers in the local construction industry and the relatively low representation of minorities and women working in supervisory and managerial roles.

Quantitative information about entry into the construction-related professional services industry. BBC also used 2000 U.S. Census data and 2009-2011 ACS data to examine employment and advancement for minorities and women in the local construction-related professional services industry. As with construction, in general, minorities appear to be underrepresented in the local construction-related professional services industry. The patterns in the Seattle Metropolitan Area were similar to Washington as a whole and the United States as a whole.

Overall representation. In general, minorities and women accounted for a smaller percentage of workers in the local construction-related professional services industry than in all Seattle Metropolitan Area industries in 2009 through 2011, even when limiting the analyses to only those individuals with college degrees.

- Black Americans made up 1 percent of workers in the local construction-related professional services industry compared with 3 percent of workers with college degrees in all Seattle Metropolitan Area industries.
- Similar to that result, 1 percent of workers in the local construction-related professional services industry were Subcontinent Asian Americans compared with 3 percent of workers with college degrees in all Seattle Metropolitan Area industries.
- Asian Pacific Americans made up 10 percent of workers in the local construction-related professional services industry compared with 13 percent of workers with college degrees in all Seattle Metropolitan Area industries.
- Thirty-three percent of workers in the local construction-related professional services industry were women compared with 46 percent of workers with college degrees in all Seattle Metropolitan Area industries. Women represented an even smaller percentage of workers in the local civil engineering industry (18%).

Representation of Native Americans in the local construction-related professional services industry was similar to the representation of Native American workers with college degrees for all Seattle Metropolitan Area industries (1%). Representation of Hispanic Americans in the local professional services industry (5%) was higher than the representation of Hispanic American workers with college degrees for all Seattle Metropolitan Area industries (3%).

Qualitative information about entry and advancement. BBC collected qualitative information about entry and advancement in the local construction and construction-related professional services industries through in-depth interviews; verbal and written testimony; and public meetings and forums.

Paths to starting a business. Interviewees reported that construction and construction-related professional services companies are typically started (or sometimes purchased) by individuals with connections to the construction or construction-related professional services industries.

- Most business owners reported that they worked in the construction or construction-related professional services industry before starting their businesses.
- Some interviewees indicated that relationships among family members were instrumental in establishing their construction businesses.

Therefore, any barriers to becoming employed in the construction or construction-related professional services industry could also affect business ownership.

Discriminatory work environments. Some interviewees reported a discriminatory work environment and stereotypical attitudes about women on worksites:

- Some interviewees reported that women in construction have difficulty commanding respect. One female business owner said that, early in the life of her business, people would not talk to her because she was a woman.
- Some interviewees said that they had personally experienced sexist comments.

Some interviewees reported a discriminatory work environment and stereotypical attitudes about minorities.

- Several minority business owners said that they had personally experienced racial/ethnic slurs or other discriminatory comments. Some interviewees indicated that such comments were also directed at workers.
- Some interviewees indicated that it was difficult for a minority to be acknowledged as a business owner.

Effects of entry and advancement. The barriers that minorities and women appear to face entering and advancing within the local construction and construction-related professional services industries may have substantial effects on business outcomes for MBE/WBEs.

- Typically, employment and advancement are preconditions to business ownership in the construction and construction-related professional services industries. Because certain minority groups and women appear to be underrepresented in the local construction and construction-related professional services industries—both in general and as supervisors and managers it follows that such underrepresentation may prevent some minorities and women from ever starting businesses, reducing overall MBE/WBE availability in the local construction and construction-related professional services contracting industries.

- Underrepresentation of certain groups in the local construction and construction-related professional services industries may perpetuate beliefs and stereotypical attitudes that MBE/WBEs may not be as qualified as majority-owned businesses (i.e., non-Hispanic white male-owned businesses). Those beliefs may make it more difficult for MBE/WBEs to win work in the Seattle Metropolitan Area, including work with the Port.

B. Business Ownership

National research and studies in other states have found that race/ethnicity and gender also affect opportunities for business ownership, even after accounting for race- and gender-neutral factors. Figure 4-1 summarizes how courts have used information from such studies—particularly from regression analyses—when considering the validity of an agency’s implementation of the Federal Disadvantaged Business Enterprise (DBE) Program.

BBC used regression analyses and data sources that were similar to those used in other studies to analyze business ownership in the local construction and construction-related professional services industries. BBC used 2009-2011 ACS data to examine whether there are differences in business ownership rates between minorities and women and non-Hispanic whites and males in the local construction and construction-related professional services industries.

Figure 4-1. Use of regression analyses of business ownership in defense of the Federal DBE Program

State and federal courts have considered differences in business ownership rates between minorities and women and non-Hispanic whites and males when reviewing the implementation of the Federal DBE Program, particularly when considering DBE goals. For example, disparity studies in California, Minnesota, and Illinois used regression analyses to examine the impact of race/ethnicity and gender on business ownership in the construction and professional services industries. Results from those analyses helped determine whether differences in business ownership exist between minorities and women and non-Hispanic white males after statistically controlling for race- and gender-neutral characteristics. Those analyses were included in materials submitted to the courts in subsequent litigation concerning the implementation of the Federal DBE Program.

The regression models that the study team developed showed that certain minority groups and women are less likely than non-Hispanic whites and males to own businesses, even after accounting for various personal characteristics including education, age, and the ability to speak English. For those groups that were significantly less likely to own businesses, BBC compared their actual business ownership rates with simulated rates if those groups owned businesses at the same rate as non-Hispanic whites or non-Hispanic white males (in the case of non-Hispanic white women) who share similar race- and gender-neutral personal characteristics.

Appendix F provides details about BBC’s quantitative analyses of business ownership rates.

Quantitative information about business ownership in construction. Regression analyses of the local construction industry revealed that certain groups were significantly less likely than non-Hispanic whites and males to own construction businesses, even after accounting for various race- and gender-neutral personal characteristics such as education, age, personal net worth, and ability to speak English. Those groups were:

- Hispanic Americans; and
- Non-Hispanic white females.

For each of those groups, Figure 4-2 presents actual business ownership rates and simulated business ownership rates (i.e., “benchmarks”) if those groups owned businesses in the local construction industry at the same rate as non-Hispanic whites or non-Hispanic white males who share similar personal characteristics. The study team calculated a business ownership disparity index for each group by dividing the observed business ownership rate by the benchmark business ownership rate and then multiplying the result by 100. Values less than 100 indicate that the group is less likely to own businesses than what would be expected for non-Hispanic whites or non-Hispanic white males who share similar race- and gender-neutral personal characteristics.

Figure 4-2.
Comparison of actual business ownership rates to simulated rates for
Seattle Metropolitan Area construction workers, 2009-2011

Group	Business ownership rate		Disparity index (100 = parity)
	Actual	Benchmark	
Hispanic American	12.2%	23.5%	52
Non-Hispanic white female	15.6%	23.0%	68

Note: Because benchmarks can only be estimated for records with an observed (rather than imputed) dependent variable, comparisons are made using only that subset of the sample. For that reason, actual self-employment rates may differ slightly from those shown in Figure 4-2.

Source: BBC Research & Consulting from statistical models of 2009-2011 ACS data. The raw data extract was obtained through the IPUMS program of the MN Population Center: <http://usa.ipums.org/usa/>.

As shown in Figure 4-2, Hispanic Americans and non-Hispanic white women in the Seattle Metropolitan Area both own construction businesses at rates that are substantially lower than those of non-Hispanic whites and non-Hispanic white males who share similar personal characteristics. Hispanic Americans own construction businesses at 52 percent of the rate that would be expected for non-Hispanic whites who share similar personal characteristics. Non-Hispanic white women own construction businesses at 68 percent of the rate that would be expected based on the simulated business ownership rates of non-Hispanic white males who share similar personal characteristics.

Quantitative information about business ownership in construction-related professional services. As with construction, BBC examined differences in business ownership rates between minorities and non-Hispanic white females and non-Hispanic whites and males in the local construction-related professional services industry. After accounting for various race- and gender-neutral personal characteristics, BBC found that non-Hispanic white females were less likely to own construction-related professional services businesses than non-Hispanic white males. Figure 4-3 presents actual business ownership rates and simulated business ownership rates (i.e., “benchmarks”) if non-Hispanic white females owned businesses in the local construction-related professional services industry at the same rate as non-Hispanic white males who share similar personal characteristics. The study team calculated a business ownership disparity index by dividing the observed business ownership rate by the benchmark business

ownership rate and then multiplying the result by 100. Values less than 100 indicate that the group is less likely to own businesses than what would be expected for non-Hispanic white males who share similar race- and gender-neutral personal characteristics.

Figure 4-3.
Comparison of actual business ownership rates to simulated rates for Seattle Metropolitan Area workers in the construction-related professional services industry, 2009-2011

Group	Business ownership rate		Disparity index (100 = parity)
	Actual	Benchmark	
Non-Hispanic white female	11.8%	18.9%	62

Note: Because benchmarks can only be estimated for records with an observed (rather than imputed) dependent variable, comparisons are made using only that subset of the sample. For that reason, actual self-employment rates may differ slightly from those shown in Figure 4-3.

Source: BBC Research & Consulting from statistical models of 2009-2011 ACS data. The raw data extract was obtained through the IPUMS program of the MN Population Center: <http://usa.ipums.org/usa/>.

Approximately 12 percent of non-Hispanic white women in the Seattle Metropolitan Area construction-related professional services industry were business owners in 2009 through 2011 compared with a benchmark business ownership rate of about 19 percent (a disparity index of 62). Those results indicate that women working in the Seattle Metropolitan Area construction-related professional services industry own businesses at 62 percent of the rate that would be expected for non-Hispanic white males who share similar personal characteristics.

No minority groups were significantly less likely to own construction-related professional services businesses than non-Hispanic whites. However, that result does not necessarily indicate that minorities have the same opportunities as non-Hispanic whites to own and operate successful businesses in the local construction-related professional services industry (for example, see the qualitative information below and in Appendix J).

Qualitative information about business ownership. BBC collected qualitative information about business ownership in the local construction and construction-related professional services industries through in-depth interviews; verbal and written testimony; and public meetings and forums.

According to most interviewees, the construction and construction-related professional services industries in the Seattle Metropolitan Area have been dynamic and highly competitive, especially in recent years. It is difficult to start and successfully operate a business within the local market. Business owners who were minority, female, or white male reported facing many of the same challenges. Owners of small construction and construction-related professional services businesses identified many challenges to staying in business. Similarly, representatives of large majority-owned businesses reported difficulties with remaining profitable.

Some interviewees indicated additional disadvantages for minorities and women starting or operating businesses in the local construction and construction-related professional services industries. They cited difficulties associated with the preconditions of starting and maintaining a business, such as issues with obtaining financing, bonding, equipment and supplies, and being

excluded from industry networks. Any disadvantages in operating a business can also reduce the number of MBE/WBEs.

Effects of business ownership. The barriers that certain minority groups and women appear to face regarding business ownership may have substantial effects on the current composition of the local construction and construction-related professional services contracting industries. Evidence indicates that certain minority groups and women are less likely than non-Hispanic whites and males to own construction and construction-related professional services businesses in the Seattle Metropolitan Area. There is also evidence that some MBE/WBEs may have never formed as a result of different barriers related to race/ethnicity and gender in the Seattle Metropolitan Area.

C. Access to Capital

Access to capital represents one of the key factors that researchers have examined when studying business formation and success. If race- or gender-based discrimination exists in capital markets, minorities and women may have difficulty acquiring the capital necessary to start or expand a business. BBC examined whether MBE/WBEs have access to capital—both for their homes and for their businesses—that is comparable to that of majority-owned businesses. In addition, the study team examined information about whether minorities and women face any barriers in obtaining bonding and insurance. Appendix G provides details about BBC’s quantitative analyses of access to capital, bonding, and insurance.

Quantitative information about homeownership and mortgage lending. Wealth created through homeownership can be an important source of funds to start or expand a business. Barriers to homeownership or home equity can affect business opportunities by limiting the availability of funds for new or expanding businesses. BBC analyzed the potential effects of race/ethnicity on homeownership and on mortgage lending in the Seattle Metropolitan Area based on 2009-2011 ACS data and 2012 Home Mortgage Disclosure Act (HMDA) data, respectively.

Homeownership rates. Many studies have documented past discrimination in the national housing market. BBC used 2009-2011 ACS data to examine homeownership rates in the Seattle Metropolitan Area. Every minority group that the study team examined—Black Americans (33%), Asian-Pacific Americans (61%), Subcontinent Asian Americans (51%), Hispanic Americans (39%), Native Americans (46%), and “other” minorities (53%)—owned homes in the Seattle Metropolitan Area at a lower rate than non-Hispanic whites (65% own homes). Although those differences were all statistically significant (with the exception of “other” minorities), the differences between non-Hispanic whites and Black Americans and between non-Hispanic whites and Hispanic Americans were the most pronounced.

BBC also examined median home values among local homeowners and found that Black American, Hispanic American, Native American, and “other” minority homeowners tend to own homes of lower values than non-Hispanic white homeowners.

Mortgage lending. If minorities are discriminated against when applying for home mortgages, then they may be denied opportunities to own homes, purchase more expensive homes, or

access equity in their homes. The study team explored market conditions for mortgage lending in the Seattle Metropolitan Area using 2012 HMDA data. The data indicated that Black Americans (16%) and Native Americans (14%) are denied mortgages at substantially higher rates than non-Hispanic whites (7%). There is also evidence suggesting that minorities—particularly Native Americans and Black Americans—are generally more likely than non-Hispanic whites to have subprime loans.

Quantitative information about business credit. Business credit is also an important source of funds for small businesses. Any race- or gender-based barriers in the application or approval processes of business loans could affect the formation and success of MBE/WBEs. To examine the effect of race/ethnicity and gender in business capital markets, the study team analyzed data from the Federal Reserve Board's 1998 and 2003 Survey of Small Business Finances (SSBF).³ Because SSBF records the geographic location of businesses by Census Division, BBC examined data for the Pacific Census Division, which includes Washington, Alaska, California, Hawaii, and Oregon. The Pacific Census Division is the level of geographic detail of SSBF data most specific to the Seattle Metropolitan Area. BBC also examined SBF data for the United States overall.

Business loan approval rates. BBC developed regression models of business loan approvals based on 2003 SSBF data to examine outcomes for MBEs and female-owned businesses after statistically controlling for race- and gender-neutral business factors.

- The results from the model indicated that Black American-owned businesses in the United States were significantly less likely than non-Hispanic white-owned businesses to be approved for business loans.
- Female-owned businesses in the United States were no less likely than male-owned businesses to be approved for business loans.

For Black American-owned businesses, Figure 4-4 presents actual business loan approval rates and simulated loan approval rates (i.e., "benchmark") if Black American-owned businesses in the Pacific Census Division were approved for business loans at the same rate as non-Hispanic white male-owned businesses that share the same race- and gender-neutral business characteristics. The study team calculated a loan approval disparity index for Black American-owned businesses by dividing the observed loan approval rate by the benchmark loan approval rate and then multiplying the result by 100. Values of less than 100 indicate that, in reality, Black American-owned businesses are less likely to be approved for a business loan than what would be expected for non-Hispanic white male-owned businesses that share similar business characteristics.

As shown in Figure 4-4, Black American-owned businesses in the Pacific Census Division are approved for business loans at rates that are substantially lower than those of non-Hispanic white male-owned businesses. Black American-owned businesses are approved for loans at 71

³ Data from the 2003 SSBF were the most current SSBF data available at the time of this study.

percent of the rate that would be expected for non-Hispanic white-owned businesses that share similar characteristics.

Figure 4-4.
Comparison of actual business loan approval rates to simulated rates
(“benchmark”), Pacific Census Division, 2003

Group	Loan approval rates		Disparity index (100 = parity)
	Actual	Benchmark	
Black American	49.1%	69.0%	71

Source: BBC Research & Consulting analysis of 2003 NSSBF data.

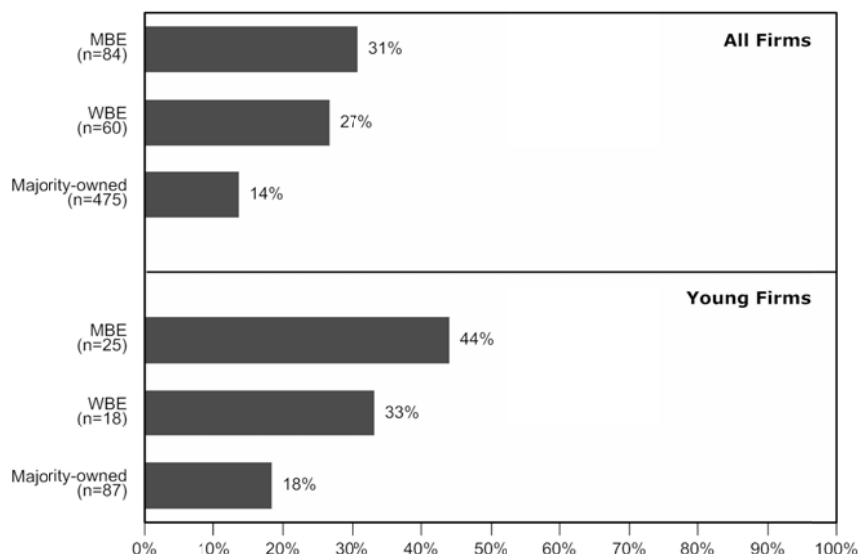
Loan values and interest rates. BBC also examined the average business loan values for businesses that received loans. Data from the 2003 SSBF indicated that minority- and female-owned businesses in the Pacific Census Division received business loans that, on average, were worth less than two-thirds of the loans that majority-owned businesses received (\$289,000 versus \$456,000). In addition, minority- and female-owned businesses in the Pacific Census Division received business loans that had, on average, higher interest rates than loans that majority-owned businesses received (8.5% versus 6.9%).

Experiences of MBEs, WBEs, and majority-owned businesses with obtaining lines of credit and business loans. As part of availability surveys that the study team conducted, BBC asked several questions related to potential barriers or difficulties that businesses have faced in the local marketplace. The surveyor introduced those questions with the following description: *“Finally, we’re interested in whether your company has experienced barriers or difficulties associated with starting or expanding a business in your industry or with obtaining work. Think about your experiences in the Seattle Metropolitan Area within the past five years as we ask you these questions.”* For each potential barrier, the study team examined whether the percentage of businesses that indicated that they had experienced that barrier or difficulty differed among MBEs, WBEs, and majority-owned businesses. The study team also examined those data separately for young businesses (i.e., businesses that were 10 years old or younger).

The first question was, *“Has your company experienced any difficulties in obtaining lines of credit or loans?”* As shown in Figure 4-5, of all businesses, 31 percent of MBEs and 27 percent of WBEs reported difficulties obtaining lines of credit or loans. A smaller percentage of majority-owned businesses (14%) reported that they had experienced difficulties with obtaining lines of credit or loans. Overall, a larger percentage of young businesses reported that they had experienced difficulties with obtaining lines of credit or loans compared to all businesses. Similar to all businesses, young MBEs (44%) and WBEs (33%) were more likely to report such difficulties than young majority-owned businesses (18%).

Figure 4-5.
Has your company experienced any difficulties in obtaining lines of credit or loans?

Source:
 BBC Research & Consulting from
 2012-2014 Availability Interviews.



Quantitative information about bonding and insurance. As part of availability surveys, BBC also examined potential barriers that businesses face in obtaining bonding and insurance.

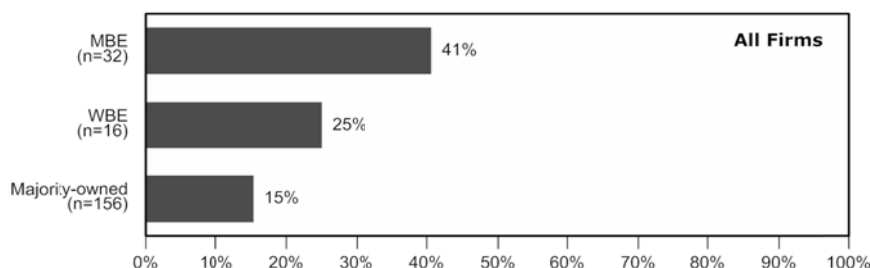
Bonding. To examine whether bonding represents a barrier for local businesses, BBC asked business owners and managers the following two questions:

- *Has your company obtained or tried to obtain a bond for a project?*
- *[And if so] Has your company had any difficulties obtaining bonds needed for a project?*

Figure 4-6 presents results for those questions. Among businesses that reported that they had obtained or tried to obtain a bond, 41 percent of MBEs reported difficulties with obtaining bonds needed for a project. A smaller percentage of WBEs (25%) and majority-owned businesses (15%) reported difficulties with obtaining bonds for a project. Given the small number of young businesses that responded to the questions regarding bonding, BBC did not include separate analyses for young businesses' experiences with obtaining bonding.

Figure 4-6.
Has your company had any difficulties obtaining bonds needed for a project?

Source:
 BBC Research & Consulting from
 2012-2014 Availability Interviews.

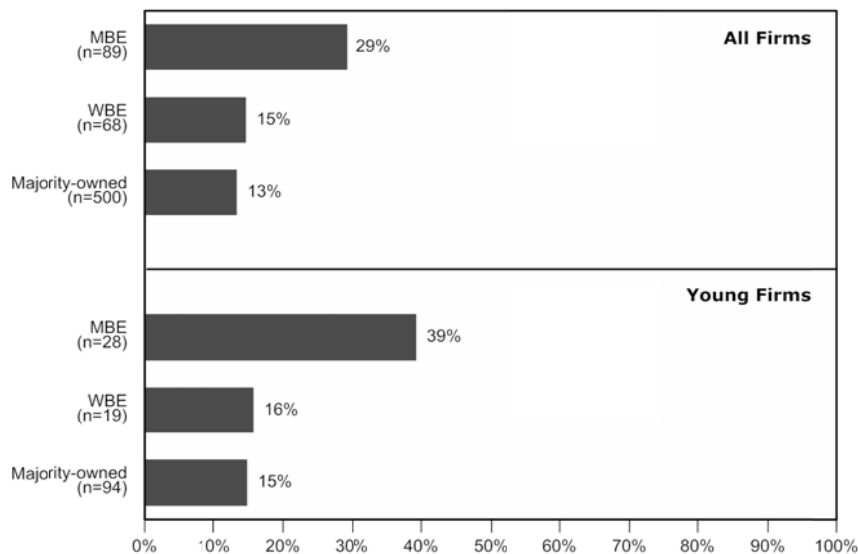


Insurance. BBC also examined whether MBE/WBEs were more likely than majority-owned businesses to report that insurance requirements presented a barrier to bidding by asking the question, *"Have any insurance requirements on projects presented a barrier to bidding?"* Figure 4-7 presents those results. About 29 percent of MBEs reported such difficulties. Compared to MBEs, a smaller percentage of WBEs (15%) and majority-owned businesses (13%) indicated that insurance requirements present a barrier to bidding on projects.

Young MBEs (39%) were much more likely than all other types of businesses to indicate that insurance requirements on a project present a barrier to bidding. Compared to young MBEs, a smaller percentage of young WBEs (16%) and young majority-owned businesses (15%) indicated that insurance requirements present a barrier to their business.

Figure 4-7.
Have any insurance requirements on projects presented a barrier to bidding?

Source:
BBC Research & Consulting from
2012-2014 Availability Interviews.



Qualitative information about access to capital. BBC collected qualitative information about access to capital for businesses in the local contracting industry through in-depth interviews; availability interviews; verbal and written testimony; and public meetings and forums.

Many business owners in the local marketplace reported that obtaining financing was important in establishing and growing their businesses (including financing for working capital and for equipment), and surviving poor market conditions. Many interviewees indicated that access to financing was a barrier for small businesses in general, especially when starting and first growing. Some business owners and managers observed that barriers to financing had worsened during the recent economic downturn. Some business owners explained the connection between personal assets and the ability to obtain financing. For example:

- The Asian Pacific American owner of a non-certified engineering business said, “We never went for financing. And the reason is very simple. The banks will lend you money if you have money. If you don’t have money, they won’t lend it to you.”
- The Asian Pacific American owner of a DBE-certified engineering company reported that he has not had any problems getting a line of credit, but acknowledged that if he “had to borrow a half million dollars, [he] probably couldn’t, because [he] doesn’t have enough collateral for that.”

Interviewees had different opinions on whether race or gender affected access to financing. Many business owners indicated that it is difficult for small businesses in general to obtain financing, and that the ability to access business loans was affected by personal wealth. (Note that business size and personal equity may be affected by race or gender discrimination.) Some minority business owners indicated that race- and gender-based discrimination affected

financing. They reported that it was more difficult for minority business owners to obtain financing. Other minority and female business owners reported no instances of discrimination in obtaining financing.

Qualitative information about access to bonding. BBC collected qualitative information about access to bonding in the local contracting industry through in-depth interviews; availability interviews; verbal and written testimony; and public meetings and forums. Some business owners and managers in the local marketplace indicated that bonding requirements had adversely affected their growth and opportunities to bid on public contracts. For example:

- The Black American owner of a non-certified consulting business said, “[Bonding requirements] are problematic on public contracts. I had to give up pursuing some public projects where the required bond values were high [and my business could not obtain the bond].”
- When asked about bonding requirements being a barrier, the owner of a certified Black American-owned construction company said that bonding requirements can be a problem for his business. He said that he did not bid on a few contracts in which he was interested, because the bonding requirements were too high.

Many interviewees explained the link between financing and bonding:

- A participant at a trade association meeting shared feedback from the local construction contracting community. He said that often, small businesses are asked to meet excessive bonding requirements. He explained, “[The small business] scope of work may be [valued at] \$500,000, but [it] is asked to provide a \$1 million bond. It just goes back to financial issues that exist.”
- The female owner of a DBE-certified construction company said that her business has been unable to obtain bonding. She said, “It’s a chicken and egg thing. If you don’t have a line of credit, it’s really hard to get bonding.”
- The Black American owner of a DBE-certified trucking and specialty contracting company said, “It’s been a major problem, because it’s based on a company’s finances.” He went on to explain that small businesses, including DBEs, often have less stable finances because work is inconsistent.

Minority and female business owners, in general, said that they did not perceive overt racial or gender discrimination in obtaining bonding. However, the size and capitalization of businesses appears to have an effect on the ability to obtain bonding. They indicated that, to the extent that MBE/WBEs are disproportionately small, undercapitalized, have limited access to financing, or have limited experience, bonding is a barrier. For example:

- The Black American owner of a DBE-certified trucking and specialty contracting company said, “If the company doesn’t have work and can’t keep money in the bank, [it] loses [its] credit rating.”
- The Asian American owner of a DBE-certified contracting business said, “If you do not have a relationship with your bonding company, then it can be hard [to obtain bonding]. A lot of

DBEs, because of historical reasons, do not have those relationships, so it is hard for them to get bonding.”

Qualitative information about access to insurance. The study team asked business owners and managers whether insurance requirements and obtaining insurance presented barriers to doing business. Many interviewees indicated that they could obtain necessary insurance, but that the cost was high. Some said that “it’s a normal business expense.” Owners of small businesses in particular commented on the high cost of insurance for their businesses. A few interviewees criticized the Port’s insurance requirements. Examples of such comments include the following:

- When asked about insurance requirements being a barrier, the Caucasian manager of a WBE-certified construction business said that the Port’s insurance certificate requirements are frustrating for him. He said that he has filed the required insurance certificate with the Port every year. He said that, even though he has already submitted the certificate, he is asked for a new one whenever he is awarded a job at the Port. He explained that the situation is frustrating because it costs him money to provide the form, and it takes more of his time than is necessary.
- A business owner who submitted written testimony said, “The Port continues to push down on minority small business consultant hourly rates and expects these small businesses to pay for extraneous Port insurance requirements for Professional Liability and Auto Liability. They think all consultants can absorb these extra insurance costs without allowing for reimbursements or hourly rates adjustments to pay for it. As a small firm, we do not have the huge revenue or resources to maintain high insurance coverage. They need to allow MBE firms to only have \$1 million liability coverage for both PL and Auto/General Liability. If they want a firm to have higher insurance coverage, then the Port is expected to pay for it. No exceptions.”

Some interviewees indicated that the cost of obtaining insurance was so high as to affect the contracts they pursued. For example, the female Asian American principal of an Asian American-owned, MBE/DBE-certified engineering company said, “When [public agencies] ask for high [insurance] requirements, sometimes I can’t even go after a project.” Insurance requirements appear to affect both prime contractors and subcontractors due to pass-through of insurance requirements on public sector contracts. Examples of such comments include the following:

- The president of an engineering industry trade association indicated that there are a lot of “pass through issues” that affect small businesses when dealing with insurance requirements. He said that the problem lies in the fact that, in most circumstances, subcontractors cannot piggyback on prime consultants’ insurance policies, which in turn makes it difficult for subcontractors to afford required insurance. In addition, he said that “Some agencies are asking for insurance on things that are uninsurable.” He explained that this makes it even more difficult for small businesses to manage insurance requirements.
- Although they did not report problems with insurance requirements for their company, representatives of a large publicly-owned concrete company said, “There are a lot of subcontractors that can’t meet certain insurance requirements even by the agencies that we work for.”

Effects of access to capital, bonding, and insurance. Potential barriers associated with access to capital, bonding, and insurance may affect various business outcomes for MBE/WBEs.

- There is quantitative and qualitative evidence indicating that it is more difficult for minorities, women, and MBE/WBEs than it is for non-Hispanic whites, males, and majority-owned businesses to obtain capital, bonding, and insurance, or that barriers to accessing capital, bonding, and insurance disproportionately affect MBEs and WBEs. Such difficulties may reduce the number of MBE/WBEs that form, survive, and grow, which could reduce overall MBE/WBE availability in the local construction and construction-related professional services industries.
- In addition, access to capital, bonding, and insurance are often required for businesses to pursue certain types of public sector contracts, limiting access to construction and construction-related professional services contracts with the Port.

D. Success of Businesses

BBC completed quantitative and qualitative analyses that assessed whether the success of MBE/WBEs differs from that of majority-owned businesses in the local construction and construction-related professional services industries. The study team examined business success in terms of:

- Participation in the public and private sector;
- Relative capacity;
- Business closure, expansion, and contraction; and
- Business receipts and earnings.

Appendix H provides details about BBC's quantitative analyses of success of businesses. BBC also collected and analyzed information from interviews with business owners and managers and others knowledgeable about the local contracting industry.

Quantitative analysis of participation in the public and private sectors. BBC drew on information from availability surveys to examine any patterns of MBE/WBE and majority-owned business participation in the industry. There was some indication from those data that MBEs working in construction-related professional services were slightly more likely to have pursued work in the public sector than the private sector within the past five years. MBE construction businesses were slightly more likely to bid as prime contractors on public sector work than private sector work.

Compared to majority-owned businesses (87%), a slightly smaller percentage of WBEs (85%) and MBEs (83%) reported bidding on private sector construction work in the past five years. A smaller percentage of MBEs (82%) than WBEs (89%) and majority-owned businesses (89%) reported bidding on private sector construction-related professional services work in the past five years. Those results suggest that barriers to competing for private sector work may have a greater impact on MBEs than majority-owned businesses in both industries. Larger percentages of MBEs reported bidding on public sector contracts in both industries.

Quantitative analysis of relative capacity. A business' "relative capacity" refers to the largest contract or subcontract that the business bid on or performed within the five years preceding the time when the study team interviewed it. BBC collected capacity information from businesses as part of availability surveys with owners and managers. Availability interview data indicated that, in general, neither MBEs nor WBEs differ from majority-owned businesses in terms of relative capacity once business age is taken into account. In other words, MBE/WBEs exhibit relative capacities that are comparable to those of majority-owned businesses working in the same industries and that have been in business for approximately the same amount of time.

Quantitative analysis of business closures, expansions, and contractions. A 2010 SBA report investigated business dynamics and whether minority-owned businesses were more likely to close than other businesses. The report included analysis of business closures, contractions, and expansions in Washington between 2002 and 2006.⁴ Data were available for Black American-owned businesses, Hispanic American-owned businesses, Asian American-owned businesses, and non-Hispanic white-owned businesses. Those data indicated that Black American-owned businesses (38%) and Hispanic American-owned businesses (36%) in Washington closed at substantially higher rates than non-Hispanic white-owned businesses (30%) between 2002 and 2006.

Initiative 200. The SBA data track business closures for the time period following the passing of Initiative 200 in Washington. Initiative 200, which became effective in December 1998, amended state law to prohibit the use of race- and gender-based preferences in public contracting, public employment, and public education, unless such requirements are required "to establish or maintain eligibility for any federal program, if ineligibility would result in a loss of federal funds to the state."⁵ Thus, Initiative 200 prohibited government agencies in Washington from applying race- and gender-conscious programs (e.g., DBE contract goals) to locally-funded contracts. However, Initiative 200 permits the continued implementation of federally-required programs, such as the Federal DBE Program.

Many business owners and others knowledgeable about the local construction and construction-related professional services industries argue that many MBEs and WBEs closed as a result of Initiative 200 and the prohibition of race- and gender-conscious programs on non-federally-funded contracts (see Appendix J and the discussion about business ownership above). Although SBA data on business closures in the local marketplace may seem to support such arguments, it would be more instructive to compare them with analogous data on business closures prior to the passing of Initiative 200. Along those lines, some academic research that has examined business ownership before and after the passing of Initiative 200 has suggested adverse

⁴ Lowrey, Ying. 2010. "Race/Ethnicity and Establishment Dynamics, 2002-2006." U.S. Small Business Administration Office of Advocacy. Washington D.C. Those data were the most recent business closure, contractions, and expansion data available for Washington at the time of the disparity study. No recent studies have examined business closure, contractions, and expansion data available for the Seattle Metropolitan Area.

⁵ RCW 49.60.400(1).

outcomes for minorities, women, and minority- and women-owned businesses as a result of the measure.⁶

Quantitative analysis of business receipts and earnings. BBC examined several sources of information to analyze business receipts and earnings for Seattle Metropolitan Area businesses.

Business receipts. Analysis of the 2007 Survey of Business Owners (SBO), which was part of the U.S. Census Bureau's 2007 Economic Census, indicate that average receipts for most MBE/WBEs in the Seattle Metropolitan Area are lower than average receipts for businesses owned by non-Hispanic whites and businesses owned by males. Hispanic American-owned businesses had higher average receipts than majority-; Black American-; and Native Hawaiian and other Pacific Islander-owned businesses. In the construction industry and the professional, scientific, and technical services industry, Native Hawaiian and other Pacific Islander-; Black American-; Hispanic American-; and woman-owned businesses had lower average receipts than non-Hispanic- and non-Hispanic male-owned businesses.

BBC also analyzed revenue data for businesses in the local construction and construction-related professional services industries that the study team collected as part of availability interviews. Key results included the following in the construction and construction-related professional services sectors:

- A larger percentage of MBE and WBE businesses than majority-owned businesses have annual revenue of only \$1 million or less; and
- A smaller percentage of MBEs and WBEs than majority-owned businesses earn relatively high levels of revenue.

Data from availability surveys, along with data from the 2007 SBO, suggest that MBE/WBEs are more likely to be small businesses than majority-owned businesses.

Business owner earnings. The 2000 U.S. Census of Population and 2009-2011 ACS provide data on the earnings of incorporated and unincorporated business owners age 16 and older who reported positive business earnings. BBC analyzed those data for the construction industry in the Seattle Metropolitan Area for 1999 (the time period reported in the 2000 Census) and between 2008 and 2011 (the time period reported in the ACS data). In the local construction industry between 2008 and 2011, Hispanic business owners earned significantly less than non-Hispanic white business owners. In addition, female owners of construction businesses tended to earn less than male owners, and non-Hispanic minority owners of construction businesses tended to earn less than non-minority owners. However, those differences were not statistically significant.

BBC also analyzed those data for the local construction-related professional services industry in the Seattle Metropolitan Area for 1999 and between 2008 and 2011. In the local construction-

⁶ Fairlie, R. & Marion, J. 2007. "Affirmative Action Programs and Business Ownership among Minorities and Women." Ford Foundation and National Economic Development and Law Center.

related professional services industry between 2008 and 2011, Black American, Subcontinent Asian American, and female business owners earned significantly less than non-Hispanic white and non-Hispanic white male business owners. In addition, non-Hispanic minority owners of professional services businesses tended to earn less than non-minority owners. However, that difference was not statistically significant.

BBC performed regression analyses using 2009-2011 ACS data to examine whether there were differences in business earnings between 2008 and 2011 between minorities and non-Hispanic whites and between women and men after statistically controlling for certain race- and gender-neutral personal characteristics. There were no statistically significant effects of race and gender on business earnings in the local construction industry after statistically controlling for certain race- and gender-neutral personal characteristics. In the construction-related professional services industry, female business owners tended to earn less than similarly situated men in the professional services industry.

Qualitative information about success of businesses. BBC also collected qualitative information about success of businesses in the local construction and construction-related professional services industries. BBC collected that information through in-depth interviews; availability interviews; verbal and written testimony; and public forums.

Disadvantages for small businesses. Many interviewees indicated that small businesses are at a disadvantage when competing in the local construction and construction-related professional services contracting industries.

- Some interviewees reported that small businesses have difficulty hiring and retaining employees.
- Some interviewees indicated that business size can affect access to financing.
- Some interviewees reported that small businesses may be at a disadvantage because the acquisition of equipment and supplies are affected by the financial health of the company and its ability to obtain financing.

In addition, owners and managers of small businesses reported that public agency contracting processes and requirements often put small businesses at a disadvantage when competing for public sector work.

- Some small business owners said that it was more difficult for smaller businesses to market and identify contract opportunities.
- Some interviewees reported that public sector bonding requirements can present a barrier to bidding for small construction businesses seeking work as prime contractors and as subcontractors.
- Some interviewees indicated that, beyond the barriers associated with bonding, the sizes of public sector contracts present a barrier to bidding for many smaller companies.
- Interviewees also identified public sector insurance requirements as a barrier to construction and construction-related professional services businesses seeking public sector prime contracts and subcontracts.

- Some interviewees reported that overly complicated bidding processes can present a barrier to businesses seeking public sector work.
- Some business owners said that public agencies, including the Port, favor bidders and proposers that they already know, affecting opportunities for other businesses.
- Business owners indicated that slow payment by public agencies or by prime contractors can be especially damaging to small businesses and represent a barrier to performing that work. Business owners and managers also mentioned excessive retainage and delayed final payments on contracts as concerns. Interviewees indicated that slow payment is more of a problem with public sector than with private sector contracts. That barrier can adversely affect small businesses, especially those with limited access to financing.

Impact of the recent economic downturn. Many owners and managers of large and small businesses reported that the most recent economic downturn has had an adverse effect on all businesses, but especially small businesses.

- Most interviewees indicated that market conditions since 2008 have made it difficult to stay in business.
- Many business owners and managers said that they saw much more competition during the economic downturn.
- Some business owners said that they have scaled back their operations in response to economic conditions in order to stay in business.
- According to interviewees, some businesses survived because they were well-capitalized going into the economic downturn.
- A number of interviewees noted that the slowdown in private sector work resulted in more companies pursuing public sector contracts.
- Some business owners and managers said that economic conditions were improving, but some reported that they had not seen improvement.
- Interviewees reported that large businesses are competing for smaller contracts, which adversely affects small businesses that rely on work of that size.

Impact of disadvantages for small businesses on MBE/WBEs. Because MBE/WBEs are more likely than majority-owned businesses to be small businesses, any barriers for small businesses may have a disproportionate effect on MBE/WBEs. A number of minority and female business owners indicated that the major barriers that they face are due to the size of their businesses.

Stereotypes, “good ol’ boy” network, and other factors potentially affecting MBE/WBEs. Some interviewees indicated difficulties for minorities and women beyond those associated with being a small business. Some of the most frequently mentioned types of barriers were related to stereotypes and the presence of a “good ol’ boy” network in the local industry.

- Some interviewees indicated that prime contractors or customers had discriminated against businesses based on race/ethnicity or gender. There was some evidence that some prime contractors hold negative stereotypes concerning MBEs and WBEs.

- Some owners and managers of MBE/WBEs reported that there were double standards for performance of work that adversely affected their companies. Some individuals attributed the double standards to discrimination.
- Some business owners reported that they have been treated unfairly by prime contractors, but noted that it would be hard to know if it was due to discrimination.
- Some interviewees said that working conditions in the industry are sometimes hostile for minorities and women.
- Some business owners reported widespread abuse of the Federal DBE Program through false reporting of DBE participation or through falsifying good faith efforts.

The presence of a “good ol’ boy” network affecting the construction and construction-related professional services industries in the local marketplace was often reported by minority, female, and white male interviewees.

- Some of the interviewees discussing the “good ol’ boy” network said that it made it more difficult for minorities and women to break into the industry.
- Certain minority and female business owners said that there was a “good ol’ boy” network, but that, over time, they had been able to enter the network or form their own networks.
- Some interviewees reported that they were not affected by any “good ol’ boy” networks.

Views as to whether discrimination affected MBE/WBEs did not completely align according to the race/ethnicity and gender of the interviewee. Not every minority and female interviewee indicated that discrimination affected the local marketplace today, and some Caucasian men said that race- and gender-based discrimination affected MBEs and WBEs. Appendix J presents views from a broad range of business owners and managers and others who are knowledgeable about the local construction and construction-related professional services industries.

Effects of success of businesses. The differences that the study team observed between MBE/WBEs and majority-owned businesses regarding business success may affect business outcomes for MBE/WBEs in the local construction and construction-related professional services contracting industries.

- Quantitative and qualitative analyses suggest that, in general, MBE/WBEs may be less successful than majority-owned businesses and they may close at greater rates.
- Disparities in business receipts and earnings for certain MBE/WBE groups may make it difficult for existing MBE/WBEs to obtain the resources to effectively compete for contracts, particularly ones that are relatively large in size. Such limitations may affect the number and types of public sector contracts and subcontracts on which MBE/WBEs are able to bid.
- Because of the nature of the data pertaining to business success, it is difficult to quantify the effect that associated barriers may have on MBE/WBE availability for Port contracts. However, barriers to business success—along with barriers to entry and advancement; business ownership; and access to capital, bonding and insurance—may reduce the existing availability of MBE/WBEs for Port construction and construction-related professional services contracts.

CHAPTER 5.

Availability Analysis

BBC analyzed the availability of minority- and women-owned business enterprises (MBE/WBEs) that are ready, willing, and able to perform on Port of Seattle (Port) construction and construction-related professional services prime contracts and subcontracts. The Port can use that and other information to help refine its implementations of the Federal Disadvantaged Business Enterprise (DBE) Program, the Small Business Enterprise (SBE) Program, and the Small Contractors and Suppliers (SCS) Program. Chapter 5 describes BBC's availability analysis in six parts:

- A. Purpose of the availability analysis;
- B. Definitions of Minority- and Women-owned businesses;
- C. Information collected about potentially available businesses;
- D. Businesses included in the availability database;
- E. MBE/WBE availability calculations; and
- F. Availability results.

Appendix D provides supporting information related to the availability analysis.

A. Purpose of the Availability Analysis

BBC examined the availability of MBE/WBEs for Port prime contracts and subcontracts to use as inputs in the disparity analysis. In the disparity analysis, BBC compared the percentage of Port contract dollars that went to MBE/WBEs during the study period (i.e., utilization) to the percentage of dollars that might be expected to go to those businesses based on their availability for specific types and sizes of Port contracts (i.e., availability). Comparisons between utilization and availability allowed the study team to determine whether any MBE/WBE groups were underutilized during the study period relative to their availability for Port work.

B. Definitions of Minority- and Women-Owned Businesses

To interpret the availability analysis, as well as other analyses presented in the disparity study, it is useful to understand the differences between all MBE/WBEs and MBE/WBEs that are DBE-certified or could be DBE-certified. In addition, it is important to understand how BBC treated businesses owned by minority women.

MBE/WBEs. The definitions that the study team used for MBE/WBE groups in the disparity study were consistent with the definitions specified in 49 Code of Federal Regulations (CFR) Part 26. The study team examined utilization, availability, and disparities separately for Black American-, Asian-Pacific American-, Subcontinent Asian American-, Hispanic American-, Native American-, and non-Hispanic white women-owned businesses.

The study team analyzed the possibility that race- or gender-based discrimination affected the participation of MBE/WBEs in Port work based on the race/ethnicity and gender of business ownership and not on DBE/MBE/WBE certification status. Therefore, the study team counted businesses as minority- or women-owned regardless of whether they were, or could be, certified as DBEs and regardless of whether they were certified as MBEs or WBEs through the Washington State Office of Minority and Women's Business Enterprises (OMWBE). Analyzing the availability and utilization of MBE/WBEs regardless of DBE/MBE/WBE certification allows one to assess whether there are disparities affecting all MBE/WBEs and not just certified businesses. Businesses may be discriminated against because of the race or gender of their owners regardless of whether they are certified.

Moreover, the study team's analyses of whether MBE/WBEs face disadvantages include the most successful, highest-revenue MBE/WBEs. A disparity study that focused only on MBE/WBEs that are, or could be, DBE-certified would improperly compare outcomes for "economically disadvantaged" businesses with all other businesses, including both non-Hispanic white male-owned businesses and relatively successful MBE/WBEs. Limiting the analyses to low-revenue companies would have inappropriately made it more likely for the study team to observe disparities for MBE/WBE groups. Courts that have reviewed disparity studies have accepted analyses based on race/ethnicity and gender of ownership rather than on certification status.

Certified DBEs. Certified DBEs are businesses that are certified as such through OMWBE, which means that they are businesses that:

- Are owned and controlled by one or more individuals who are presumed to be both socially and economically disadvantaged according to 49 CFR Part 26;¹ and
- Meet the gross revenue and personal net worth requirements described in 49 CFR Part 26.

Because implementation of the Federal DBE Program requires the Port to track DBE utilization, BBC reports utilization results for all MBE/WBEs and separately for those MBE/WBEs that are DBE-certified. However, BBC does not report availability or disparity analysis results separately for certified DBEs.

Businesses owned by minority women. BBC considered four options for coding businesses owned by minority women:

- Coding those businesses as both minority-owned and women-owned;
- Creating unique groups of minority women-owned businesses;
- Grouping minority women-owned businesses with all other women-owned businesses; and
- Grouping minority women-owned businesses with their corresponding minority groups.

¹ The Federal DBE Program specifies that Black Americans, Hispanic Americans, Native Americans, Asian-Pacific Americans, Subcontinent Asian Americans, women of any race or ethnicity, and any additional groups whose members are designated as socially and economically disadvantaged by the Small Business Administration are presumed to be disadvantaged.

BBC chose not to code businesses as both women-owned and minority-owned to avoid double-counting certain businesses when reporting total MBE/WBE utilization and availability. Creating groups of minority women-owned businesses that were distinct from minority male-owned businesses (e.g., Black American women-owned businesses versus Black American male-owned businesses) was also unworkable because some minority groups had utilization and availability so low that further disaggregation by gender made it even more difficult to interpret the results.

After rejecting the first two options, BBC then considered whether to group minority women-owned businesses with all other women-owned businesses or with their corresponding minority groups. BBC chose the latter (e.g., grouping Black American women-owned businesses with all other Black American-owned businesses). Thus, “WBEs” in this report refers to non-Hispanic white women-owned businesses. The study team’s definition of WBE gives the Port information to answer questions that sometimes arise pertaining to the utilization of non-Hispanic white women-owned businesses, such as whether the work that goes to MBE/WBEs disproportionately goes to those businesses.

Majority-owned businesses. Majority-owned businesses are businesses that are not owned by minorities or women (i.e., businesses owned by non-Hispanic white males). In the utilization and availability analyses, the study team coded each business as minority-, women-, or majority-owned.

C. Information Collected about Potentially Available Businesses

BBC’s availability analysis focused on specific areas of work (i.e., subindustries) related to the types of construction and construction-related professional services contracts that the Port awarded during the study period. BBC identified specific subindustries for inclusion in the availability analysis and identified the geographic areas in which the Port awarded most of the corresponding contract dollars (i.e., the relevant geographic market area). BBC considered the Seattle Metropolitan Area as the relevant geographic market area for the study. The Seattle Metropolitan Area includes King, Pierce, and Snohomish Counties.² The study team then developed a database of potentially available businesses through surveys with business establishments located in the Seattle Metropolitan Area that do work within relevant subindustries. That method of examining availability is sometimes referred to as a “custom census” and has been accepted in federal court. Figure 5-1 summarizes the strengths of BBC’s custom census approach to examining availability.

Figure 5-1. Summary of the strengths of BBC’s “custom census” approach

Federal courts have reviewed and upheld “custom census” approaches to examining availability. Compared with some other previous court-reviewed custom census approaches, BBC added several layers of screening to determine which businesses are potentially available for work in the construction and construction-related professional services contracting industry in the Seattle Metropolitan Area.

For example, the BBC analysis included discussions with businesses about their interest in local government work, contractor roles, and geographic locations of their work—items not included in some of the previous court-reviewed custom census approaches. BBC also analyzed the sizes of contracts and subcontracts on which businesses have bid on or performed in the past.

² The U.S. Census Bureau officially defines the relevant metropolitan area as the Seattle-Tacoma-Bellevue, WA area.

Overview of availability surveys. The study team conducted telephone surveys with business owners and managers to identify local businesses that are potentially available for Port construction and construction-related professional services prime contracts and subcontracts.³ BBC began the survey process by collecting information about business establishments from Dun & Bradstreet (D&B) Marketplace listings.⁴ BBC collected information about all business establishments listed under 8-digit work specialization codes (as developed by D&B) that were most related to the construction and construction-related professional services contracts that the Port awarded during the study period. D&B provided 9,626 business listings related to those work specialization codes.⁵

Information collected in availability surveys. BBC worked with Customer Research International (CRI) to conduct telephone surveys with the owners or managers of identified business establishments. Survey questions covered many topics about each organization:

- Status as a private business (as opposed to a public agency or not-for-profit organization);
- Status as a subsidiary or branch of another company;
- Primary lines of work;
- Qualifications and interest in performing construction or construction-related professional services work for the Port or other local government agencies;
- Qualifications and interest in performing construction or construction-related professional services work as a prime contractor or as a subcontractor;
- Largest prime contract or subcontract bid on or performed in the previous five years;
- Year of establishment; and
- Race/ethnicity and gender of ownership.

Appendix D provides details about specific survey questions and an example of the availability survey instrument.

Considering businesses as potentially available. CRI asked successfully contacted business owners and managers several questions concerning:

- The types of work that their companies performed;
- Their past bidding histories;
- Their qualifications and interest in working on contracts for the Port or other local government agencies; and
- Other relevant topics.

³ The study team offered business representatives the option of completing surveys via fax or e-mail if they preferred not to complete surveys via telephone.

⁴ D&B Marketplace is accepted as the most comprehensive and complete source of business listings in the nation.

⁵ Seven hundred sixty-seven of those business listings did not include a phone number. Thus, BBC attempted availability surveys with 8,859 business establishments.

BBC considered businesses to be potentially available for Port construction or construction-related professional services prime contracts or subcontracts if they reported having a location in the Seattle Metropolitan Area and reported possessing *all* of the following characteristics:

- Being a private business (as opposed to a nonprofit organization);
- Having performed work relevant to Port construction or construction-related professional services contracting;
- Having bid on or performed construction or construction-related professional services prime contracts or subcontracts in either the public or private sector in Washington in the past five years; and
- Being qualified for and interested in work for Port or other state or local governments.⁶

BBC also considered the following information to determine if businesses were potentially available for specific contracts that the Port awarded during the study period:

- The largest contract bid on or performed in the past; and
- The year the business was established.

D. Businesses Included in the Availability Database

After conducting availability surveys with thousands of local businesses, the study team developed a database of information about businesses that are potentially available for Port construction and construction-related professional services contracting work. Data from the availability surveys allowed BBC to develop a representative depiction of businesses that are qualified and interested in Port or other local agency work, but it should not be considered an exhaustive list of every business that could potentially participate in Port construction or construction-related professional services work. Appendix D provides a detailed discussion about why the database should not be considered an exhaustive list of potentially available businesses.

Figure 5-2 presents the percentage of businesses in the study team's availability database that corresponded to each racial/ethnic and gender group. The information in Figure 5-2 solely reflects a simple count of businesses with no analysis of availability for specific Port contracts. Thus, it represents only a first step toward analyzing the availability of MBE/WBEs for Port work. The study team's analysis included 620 businesses that were potentially available for specific construction or construction-related professional services contracts that the Port awarded during the study period. As shown in Figure 5-2, of those businesses, 24 percent were MBEs or WBEs.

⁶ That information was gathered separately for prime contract and subcontract work.

Figure 5-2.
Percentage of firms in the availability
database that corresponded to each
racial/ethnic and gender group

Note:

Numbers rounded to nearest tenth of 1 percent and thus may not sum exactly to totals.

Source:

BBC Research & Consulting 2012-2014 availability analysis.

Race/ethnicity and gender	Percent of firms
Black American-owned	2.6 %
Asian-Pacific American-owned	3.7
Subcontinent Asian American-owned	1.3
Hispanic American-owned	3.9
Native American-owned	2.3
Total MBE	13.7 %
WBE (white women-owned)	10.2
Total MBE/WBE	23.9 %
Total majority-owned firms	76.1
Total firms	100.0 %

E. MBE/WBE Availability Calculations

BBC analyzed information from the availability database to develop dollar-weighted availability estimates for use in the disparity analysis. Dollar-weighted availability estimates represent the percentage of Port construction and construction-related professional services contracting dollars that MBE/WBEs would be expected to receive based on their availability for specific types and sizes of Port construction and construction-related professional services prime contracts and subcontracts. BBC's used a bottom up, contract-by-contract "matching" approach to calculate availability.

Steps to calculating availability. Only a portion of the businesses in the availability database was considered potentially available for any given Port construction or construction-related professional services prime contract or subcontract (referred to collectively as "contract elements"). BBC first examined the characteristics of each specific contract element, including type of work, contract size, and contract date. BBC then identified businesses in the availability database that perform work of that type, in that location, of that size, in that role (i.e., prime contractor or subcontractor), and that were in business in the year that the contract element was awarded.

BBC identified the specific characteristics of each of the 1,048 Port prime contracts and subcontracts that the study team examined as part of the disparity study and then took the following steps to calculate availability for each contract element:

- For each contract element, the study team identified businesses in the availability database that reported that they:
 - Are qualified and interested in performing construction or construction-related professional services work in that particular role for that specific type of work for the Port and other local agencies;
 - Have bid on or performed work of that size; and
 - Were in business in the year that the Port awarded the contract.

2. The study team then counted the number of MBEs (by race/ethnicity), WBEs, and majority-owned businesses among all businesses in the availability database that met the criteria specified in Step 1.
3. The study team translated the numeric availability of businesses for the contract element into percentage availability.

BBC repeated those steps for each contract element that the study team examined as part of the disparity study. BBC multiplied the percentage availability for each contract element by the dollars associated with the contract element, added results across all contract elements, and divided by the total dollars for all contract elements. The result was a dollar-weighted estimate of overall availability of MBE/WBEs and estimates of availability for each MBE/WBE group. Figure 5-3 provides an example of how BBC calculated availability for a specific subcontract associated with a construction prime contract that the Port awarded during the study period.

Improvements on a simple “head count” of businesses. BBC used a custom census approach to calculating MBE/WBE availability for Port work rather than using a simple “head count” of MBE/WBEs (i.e., simply calculating the percentage of all local construction and construction-related professional services businesses that are minority- or women-owned). There are several important ways in which BBC’s custom census approach to measuring availability is more precise than completing a simple head count.

BBC’s approach accounts for type of work. USDOT suggests calculating availability based on businesses’ abilities to perform specific types of work. USDOT gives the following example in “Tips for Goal-Setting in the Disadvantaged Business Enterprise (DBE) Program:”

If 90 percent of an agency’s contracting dollars is spent on heavy construction and 10 percent on trucking, the agency would calculate the percentage of heavy construction businesses that are MBEs or WBEs and the percentage of trucking businesses that are MBEs or WBEs, and weight the first figure by 90 percent and the second figure by 10 percent when calculating overall MBE/WBE availability.⁷

**Figure 5-3.
Example of an availability calculation for a Port subcontract**

On a contract that the Port awarded in 2010, the prime contractor awarded a subcontract worth \$58,246 for heavy construction work. To determine the overall availability of MBE/WBEs for that subcontract, the study team identified businesses in the availability database that:

- a. Were in business in 2010;
- b. Indicated that they performed heavy construction work;
- c. Reported bidding on work of similar or greater size in the past; and
- d. Reported qualifications and interest in working as a subcontractor on Port or other local agency construction or construction-related professional services projects.

The study team found 177 businesses in the availability database that met those criteria. Of those businesses, 41 were MBEs or WBEs. Thus, MBE/WBE availability for the subcontract was 23 percent (i.e., $41/177 \times 100 = 23$).

⁷ Tips for Goals Setting in the Disadvantaged Business Enterprise (DBE) Program, <http://www.osdbu.dot.gov/dbeprogram/tips.cfm>.

The BBC study team took type of work into account by examining 22 different subindustries related to construction and construction-related professional services as part of estimating availability for Port work.

BBC’s approach accounts for qualifications and interest in construction and construction-related professional services prime contract and subcontract work. The study team collected information on whether businesses are qualified and interested in working as prime contractors, subcontractors, or both on Port or other local agency construction or construction-related professional services work, in addition to the consideration of several other factors related to Port prime contracts and subcontracts (e.g., contract types, sizes, and locations):

- Only businesses that reported being qualified for and interested in working as prime contractors were counted as available for prime contracts;
- Only businesses that reported being qualified for and interested in working as subcontractors were counted as available for subcontracts; and
- Businesses that reported being qualified for and interested in working as both prime contractors and subcontractors were counted as available for both prime contracts and subcontracts.

BBC’s approach accounts for the size of prime contracts and subcontracts and relative capacity. BBC considered the size—in terms of dollar value—of the prime contracts and subcontracts that a business bid on or received in the previous five years (i.e., relative capacity) when determining whether to count that business as available for a particular contract element. When counting available businesses for a particular prime contract or subcontract, BBC considered whether businesses had previously bid on or received at least one contract of an equivalent or greater dollar value. BBC’s approach is consistent with many recent, key court decisions that have found relative capacity measures to be important to measuring availability (e.g., *Associated General Contractors of America, San Diego Chapter vs. California Department of Transportation, et al.*,⁸ *Western States Paving Company v. Washington State DOT*, *Rothe Development Corp. v. U.S. Department of Defense*,⁹ and *Engineering Contractors Association of S. Fla. Inc. vs. Metro Dade County*¹⁰).

BBC’s approach generates dollar-weighted results. BBC examined availability on a contract-by-contract basis and then dollar-weighted the results for different sets of contract elements. Thus, the results of relatively large contract elements contributed more to overall availability estimates than those of relatively small contract elements. BBC’s approach is consistent with USDOT’s “Tips for Goal-Setting in the Disadvantaged Business Enterprise (DBE) Program,” which suggests a dollar-weighted approach to calculating availability.

⁸ *AGC, San Diego Chapter v. California DOT*, 2013 WL 1607239 (9th Cir. April 16, 2013).

⁹ *Rothe Development Corp. v. U.S. Department of Defense*, 545 F.3d 1023 (Fed. Cir. 2008).

¹⁰ *Engineering Contractors Association of S. Fla. Inc. vs. Metro Dade County*, 943 F. Supp. 1546 (S.D. Fla. 1996).

F. Availability Results

BBC used a custom census approach to estimate the availability of MBE/WBEs and majority-owned businesses for the 1,048 construction and construction-related professional services prime contracts and subcontracts that the Port awarded during the study period. Figure 5-4 presents overall dollar-weighted availability estimates by MBE/WBE group for those contracts.

Figure 5-4.
Overall dollar-weighted
availability estimates by
MBE/WBE group

Note:
Numbers rounded to nearest tenth of 1 percent and
thus may not sum exactly to totals.
For more detail and results by group, see Figure K-2
in Appendix K.

Source:
BBC Research & Consulting 2012-2014 availability
analysis.

Race/ethnicity and gender	Availability Estimate
Black American-owned	2.4 %
Asian-Pacific American-owned	2.2
Subcontinent Asian American-owned	1.8
Hispanic American-owned	4.8
Native American-owned	2.4
Total MBE	13.7 %
WBE (white women-owned)	4.5
Total MBE/WBE	18.2 %

Overall, MBE/WBE availability for Port construction and construction-related professional services contracts is 18.2 percent. WBEs (4.5%) and Hispanic American-owned businesses (4.8%) exhibited the highest availability percentages among all MBE/WBE groups. Note that availability estimates varied when the study team examined different subsets of those contracts.

CHAPTER 6.

Utilization Analysis

Chapter 6 presents information about the participation of minority- and women-owned business enterprises (MBE/WBEs) in construction and construction-related professional services prime contracts and subcontracts that the Port of Seattle (the Port) executed between January 1, 2010 and September 30, 2013 (i.e., the study period). Chapter 3 and Appendix C provide additional information about utilization data collection and methodology.

Chapter 6 is organized in three parts:

- A. Overview of the utilization analysis;
- B. Overall utilization results; and
- C. Utilization results for construction and construction-related professional services contracts.

Additional information about MBE/WBE utilization on key sets of Port contracts is presented in Appendix K.

A. Overview of the Utilization Analysis

BBC analyzed MBE/WBE utilization on Federal Aviation Administration (FAA)- and locally-funded construction and construction-related professional services contracts that the Port executed during the study period. Information about MBE/WBE utilization is useful on its own, but it is even more useful when it is compared with the utilization that might be expected based on the availability of MBE/WBEs for Port work. BBC presents such comparisons as part of the disparity analysis in Chapter 7.

Definition of utilization. The study team measured MBE/WBE participation in terms of “utilization”—the percentage of prime contract and subcontract dollars that went to MBE/WBEs during the study period. Figure 6-1 presents information about BBC’s definition of utilization and how it was measured.

Figure 6-1. Defining and measuring “utilization”

“Utilization” of MBE/WBEs refers to the share of prime contract and subcontract dollars that an agency awarded to MBE/WBEs during a particular time period. BBC measures the utilization of all MBE/WBEs, regardless of certification, and separately of MBE/WBEs that are DBE-certified. BBC examines utilization separately for different racial/ethnic and gender groups.

BBC measures MBE/WBE utilization as a percentage of total prime contract and subcontract dollars that an agency awarded. For example, if 5 percent of prime contract and subcontract dollars went to WBEs on a particular set of contracts, WBE utilization for that set of contracts would be 5 percent.

Differences between BBC’s analysis and the Port’s Uniform Reports of DBE Awards/Commitments and Payments. The FAA requires the Port to submit reports about DBE utilization on its FAA-funded contracts twice each year (typically in June and December). BBC’s analysis of MBE/WBE utilization goes beyond what the Port currently reports to the FAA. Two key differences are that:

- BBC counts all MBE/WBEs, not only certified DBEs; and
- BBC examines locally-funded contracts, not only FAA-funded contracts.

All MBE/WBEs, not only certified DBEs. Per United States Department of Transportation (USDOT) regulations, the Port prepares DBE utilization reports based on information about certified DBEs.¹ The Port does not track the utilization of MBE/WBEs that are not DBE-certified. In contrast, BBC's utilization analyses include utilization of *all* MBE/WBEs—not just the utilization of certified DBEs. The study team counted businesses as MBE/WBEs that may have once been DBE-certified and graduated (or let their certifications lapse) as well as MBE/WBEs that have never been certified. BBC provides utilization results for all MBE/WBEs and separately for MBE/WBEs that were DBE-certified during the study period.²

Locally-funded contracts, not only FAA-funded contracts. The FAA requires the Port to prepare DBE utilization reports only for its FAA-funded contracts. Thus, the Port reports certified DBE utilization only for those contracts. BBC analyzed MBE/WBE utilization on both FAA- and locally-funded Port construction and construction-related professional services contracts. Utilization information for locally-funded contracts is instructive, because the Port does not apply any DBE contract goals to those contracts. USDOT suggests that an agency should examine MBE/WBE utilization on contracts to which DBE contract goals do not apply when designing its implementation of the Federal DBE Program.³

B. Overall Utilization Results

Figure 6-2 presents overall MBE/WBE utilization (as a percentage of total dollars) on construction and construction-related professional services contracts that the Port executed during the study period, including both prime contracts and subcontracts. The darker portion of the bar presents the Port's utilization of MBE/WBEs that were DBE-certified. As shown in Figure 6-2, overall, MBE/WBEs received 10.2 percent of the Port's prime contract and subcontract dollars during the study period. MBE/WBEs that were DBE-certified received 3.4 percent of the Port's prime contract and subcontract dollars.

¹ The FAA is a modal agency of the USDOT.

² Although businesses that are owned and operated by socially- and economically-disadvantaged white men can become certified as DBEs, BBC did not identify any DBE-certified white male-owned businesses that the Port utilized during the study period. In other words, all DBEs that the Port utilized during the study period were MBE/WBEs. Thus, utilization results for certified DBEs are a subset of the utilization results for all MBE/WBEs.

³ <https://www.civilrights.dot.gov/disadvantaged-business-enterprise/do-you-qualify/library>.

Figure 6-2.
Overall MBE/WBE utilization on the Port's construction and construction-related professional services prime contracts and subcontracts

Note:

Includes FAA- and locally-funded Port contracts.

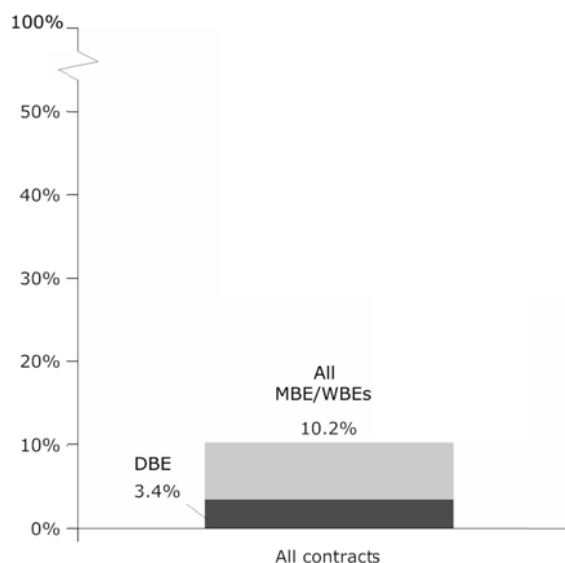
Darker portion of bar presents certified DBE utilization.

The study team analyzed 1,048 prime contracts/subcontracts.

For more detail, see Figure K-2 in Appendix K.

Source:

BBC Research & Consulting from the Port's contracting data.



In addition, BBC separately examined the utilization of each MBE/WBE group that is identified in 49 Code of Federal Regulations Part 26 as being presumed to be disadvantaged. As shown in Figure 6-3, overall, the Port's utilization of WBEs (5.0%) was higher than any other MBE/WBE group. Among MBE groups, utilization of Black American-owned businesses (2.3%) was higher than that of other groups.

Figure 6-3.
Overall MBE/WBE utilization on the Port's construction and construction-related professional services prime contracts and subcontracts by MBE/WBE group

Note:

Includes FAA- and locally-funded Port contracts.

Numbers rounded to nearest tenth of 1 percent and thus may not sum exactly to totals.

The study team analyzed 1,048 prime contracts/subcontracts.

For more detail, see Figure K-2 in Appendix K.

Source:

BBC Research & Consulting from the Port's contracting data.

	Total	
	\$ in thousands	Percent
MBE/WBEs		
Black American-owned	\$5,606	2.3 %
Asian-Pacific American-owned	1,556	0.6
Subcontinent Asian American-owned	371	0.2
Hispanic American-owned	2,417	1.0
Native American-owned	2,499	1.0
WBE (white women-owned)	12,182	5.0
Total MBE/WBE	\$24,631	10.2 %
Majority-owned	217,684	89.8
Total	\$242,315	100.0 %
DBEs		
Black American-owned	\$782	0.3 %
Asian-Pacific American-owned	910	0.4
Subcontinent Asian American-owned	301	0.1
Hispanic American-owned	1,791	0.7
Native American-owned	2,081	0.9
WBE (white women-owned)	2,453	1.0
Total DBE	\$8,319	3.4 %
Non-DBE	233,996	96.6
Total	\$242,315	100.0 %

A small number of businesses accounted for a relatively large percentage of MBE/WBE utilization on the Port's construction and construction-related professional services contracts during the study period:

- One Black American-owned business—an electrical contractor— received 80 percent of the total dollars that went to Black American-owned businesses (approximately \$4.5 million of \$5.6 million);
- Three Asian-Pacific American-owned businesses—one heavy construction business, one engineering business, and one electrical contractor—received 84 percent combined of the total dollars that went to Asian-Pacific American-owned businesses (approximately \$1.3 million of \$1.6 million);
- Three Subcontinent Asian American-owned businesses—one steel building materials business, one trucking business, and one engineering business—received 78 percent combined of the total dollars that went to Subcontinent Asian American-owned businesses (approximately \$290,000 of \$370,000);
- One Hispanic American-owned businesses—a heavy construction business—received 75 percent of the total dollars that went to Hispanic American-owned businesses (approximately \$1.8 million of \$2.4 million); and
- Two Native American-owned businesses—one engineering business and one landscape services business—received 73 percent combined of the total dollars that went to Native American-owned businesses (approximately \$1.8 million of \$2.5 million).

C. Utilization Results for Construction and Construction-Related Professional Services Contracts

BBC examined MBE/WBE utilization separately for construction and construction-related professional services contracts across the entire study period. As shown in Figure 6-4, MBE/WBE utilization on the Port's construction contracts (11.6%) was higher than on the Port's construction-related professional services contracts (4.8%). Certified DBE utilization was also higher on the Port's construction contracts (3.7%) than on construction-related professional services contracts (2.5%).

Figure 6-4.
MBE/WBE utilization on the Port's
construction and construction-
related professional services
contracts

Note:

Includes FAA- and locally-funded Port contracts.

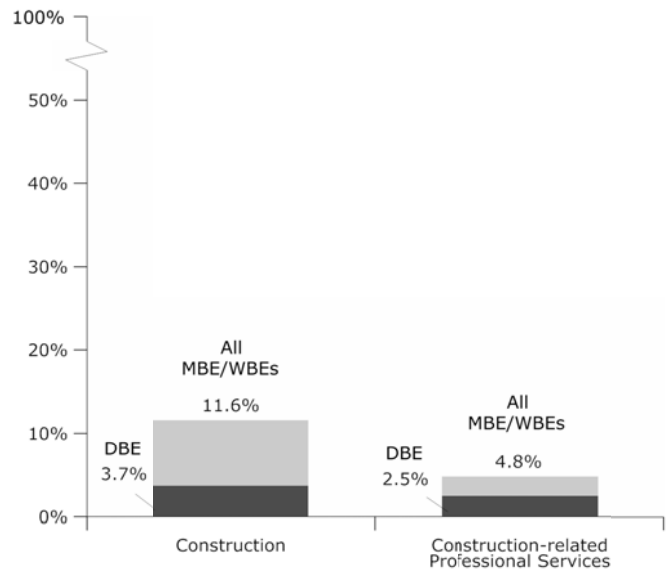
Darker portion of bar presents certified DBE utilization.

The study team analyzed 1,048 prime contracts/subcontracts.

For more detail, see Figures K-3 and K-4 in Appendix K.

Source:

BBC Research & Consulting from the Port's contracting data.



CHAPTER 7.

Disparity Analysis

The disparity analysis compared the utilization of minority- and women-owned businesses (MBE/WBEs) on construction and construction-related professional services contracts that the Port of Seattle (the Port) awarded between January 1, 2010 and September 30, 2013 (i.e., the study period) to what those businesses might be expected to receive based on their availability for that work. Chapter 7 presents the disparity analysis in four parts:

- A. Overview of disparity analysis;
- B. Overall disparity analysis results;
- C. Disparity analysis results for construction and construction-related professional services contracts; and
- D. Statistical significance of disparity analysis results.

A. Overview of Disparity Analysis

As part of the disparity analysis, BBC compared the actual utilization of MBE/WBEs on Port construction and construction-related professional services prime contracts and subcontracts with the percentage of contract dollars that MBE/WBEs might be expected to receive based on their availability for that work. (Availability is also referred to as the “utilization benchmark.”) BBC made those comparisons for each individual MBE/WBE group. BBC reports disparity analysis results for all Port construction and construction-related professional services contracts considered together and separately for different sets of contracts (e.g., prime contracts and subcontracts).

BBC expressed both actual utilization and availability as percentages of the total dollars associated with a particular set of contracts, making them directly comparable (e.g., 5% utilization compared with 4% availability). BBC then calculated a “disparity index” to help compare utilization and availability results among MBE/WBE groups and across different sets of contracts. Figure 7-1 describes how BBC calculates disparity indices.

Figure 7-1.
Calculation of disparity indices

The disparity index provides a way of assessing how closely the actual utilization of an MBE/WBE group matches the percentage of contract dollars that the group might be expected to receive based on its availability for a specific set of contracts. One can directly compare a disparity index for one group to that of another group and compare disparity indices across different sets of contracts. BBC calculates disparity indices using the following formula:

$$\frac{\% \text{ actual utilization}}{\% \text{ availability}} \times 100$$

For example, if actual utilization of WBEs on a set of contracts was 2 percent and the availability of WBEs for those contracts was 10 percent, then the disparity index would be 2 percent divided by 10 percent, which would then be multiplied by 100 to equal 20. In this example, WBEs would have actually received 20 cents of every dollar that they might be expected to receive based on their availability.

A disparity index of 100 indicates a match between actual utilization and availability for a particular MBE/WBE group for a specific set of contracts (often referred to as “parity”). A disparity index of less than 100 indicates a disparity between utilization and availability, and disparities of less than 80 are described in this report as “substantial.”¹

The disparity analysis results that BBC presents in Chapter 7 summarize detailed results tables provided in Appendix K. Each table in Appendix K presents disparity analysis results for a different set of Port contracts. For example, Figure K-2 in Appendix K reports disparity analysis results for *all* Port construction and construction-related professional services contracts that the study team examined as part of the study — that is, FAA- and locally-funded construction and construction-related professional services prime contracts and subcontracts that the Port awarded during the study period. Appendix K includes analogous tables for different subsets of contracts, including those that present results separately for:

- Construction and construction-related professional services contracts;
- Prime contracts and subcontracts;
- Contracts executed in 2010-2011 and 2012-2013; and
- Large and small prime contracts.

The heading of each table in Appendix K provides a description of the subset of contracts that the study team analyzed for that particular disparity analysis table.

A review of Figure 7-2 helps to introduce the calculations and format of all of the disparity analysis tables in Appendix K.² As illustrated in Figure 7-2, the disparity analysis tables present information about each MBE/WBE group (as well as about all businesses) in separate rows:

- “All firms” in row (1) pertains to information about all non-Hispanic white male-owned businesses (i.e., majority-owned businesses) and MBE/WBEs considered together.
- Row (2) provides results for all MBE/WBEs, regardless of whether they were certified as MBE/WBEs or as Disadvantaged Business Enterprises (DBEs) through the Washington State Office of Minority and Women’s Business Enterprises (OMWBE).
- Row (3) provides results for all WBEs, regardless of whether they were certified as WBE/DBEs through OMWBE.
- Row (4) provides results for all MBEs, regardless of whether they were certified as MBE/DBEs through OMWBE.
- Rows (5) through (10) provide results for businesses of each individual minority group, regardless of whether they were certified as MBE/DBEs through OMWBE.

¹ Many courts have deemed a disparity index below 80 as being “substantial” and have accepted it as evidence of adverse conditions for MBE/WBEs (e.g., see *Rothe Development Corp v. U.S. Dept of Defense*, 545 F.3d 1023, 1041; *Eng’g Contractors Ass’n of South Florida, Inc. v. Metropolitan Dade County*, 122 F.3d at 914, 923 (11th Circuit 1997); and *Concrete Works of Colo., Inc. v. City and County of Denver*, 36 F.3d 1513, 1524 (10th Cir. 1994). See Appendix B for additional discussion of those and other cases.

² Figure 7-2 is identical to Figure K-2 in Appendix K.

Figure 7-2.
Example of a disparity analysis table from Appendix K (same as Figure K-2 in Appendix K)

Firm Type	(a) Number of contracts (subcontracts) in sample	(b) Dollars in sample (thousands)	(c) Estimated total dollars (thousands)*	(d) Actual utilization (column c / column c, row1) %	(e) Utilization benchmark (availability) %	(f) Difference (column d - column e) %	(g) Disparity index (d / e) x 100
(1) All firms	1,048	\$228,225	\$242,315				
(2) MBE/WBE	198	\$24,155	\$24,631	10.2	18.2	-8.0	56.0
(3) WBE	104	\$11,801	\$12,182	5.0	4.5	0.6	112.7
(4) MBE	94	\$12,354	\$12,449	5.1	13.7	-8.6	37.5
(5) Black American-owned	31	\$5,605	\$5,606	2.3	2.4	-0.1	95.6
(6) Asian-Pacific American-owned	21	\$1,482	\$1,556	0.6	2.2	-1.6	28.8
(7) Subcontinent Asian American-owned	13	\$350	\$371	0.2	1.8	-1.7	8.4
(8) Hispanic American-owned	20	\$2,417	\$2,417	1.0	4.8	-3.8	20.8
(9) Native American-owned	9	\$2,499	\$2,499	1.0	2.4	-1.4	42.3
(10) Unknown MBE	0	\$0					
(11) DBE-certified	97	\$8,035	\$8,319	3.4			
(12) Woman-owned DBE	36	\$2,233	\$2,453	1.0			
(13) Minority-owned DBE	61	\$5,802	\$5,866	2.4			
(14) Black American-owned DBE	16	\$781	\$782	0.3			
(15) Asian-Pacific American-owned DBE	14	\$848	\$910	0.4			
(16) Subcontinent Asian American-owned DBE	10	\$301	\$301	0.1			
(17) Hispanic American-owned DBE	15	\$1,791	\$1,791	0.7			
(18) Native American-owned DBE	6	\$2,081	\$2,081	0.9			
(19) Unknown DBE-MBE	0	\$0					
(20) White male-owned DBE	0	\$0	\$0	0.0			
(21) Unknown DBE	0	\$0					

Notes: Spreadsheet rounds numbers to nearest thousand dollars or tenth of one percent. WBE is white women-owned businesses.

* Unknown MBE, Unknown DBE-MBE, and Unknown DBE dollars were allocated to MBE subgroups proportional to the known total dollars of those groups. For example, if total dollars of Black American-owned businesses (column b, row 5) accounted for 25 percent of total MBE dollars (column b, row 4), then 25 percent of column b, row 10 would be added to column b, row 5 and the sum would be shown in column c, row 5.

Source: BBC Research & Consulting Disparity Analysis.

The bottom half of Figure 7-2 presents utilization results for businesses that were certified as DBEs through OMWBE. BBC does not report availability or disparity analysis results separately for certified DBEs. BBC included a row for white male-owned DBEs, although the analysis did not identify any white male-owned DBEs that the Port utilized on construction and construction-related professional services prime contracts or subcontracts during the study period.

Utilization. Each disparity analysis table includes the same columns and rows:

- Column (a) presents the number of prime contracts and subcontracts (i.e., contract elements) that the study team analyzed for that particular set of contracts. As shown in row (1) of column (a) of Figure 7-2, the study team analyzed 1,048 contract elements. The value presented in column (a) for each individual MBE/WBE group represents the number of contract elements on which the Port utilized businesses of that particular group (e.g., as shown in row (5) of column (a), the Port utilized Black American-owned businesses on 31 prime contracts and subcontracts).
- Column (b) presents the dollars (in thousands) that were associated with the set of contract elements before adjusting total dollars for professional services contracts where 2013 invoice data was the only source of contract information. A portion of the professional services contract data only includes invoice information from 2013. That portion of the data is weighted up to account for the total dollar amount in the entire study period. A more detailed discussion of BBC's weighting procedure can be found in Appendix C. As shown in row (1) of column (b) of Figure 7-2, the study team examined approximately \$228 million for the entire set of contract elements. The dollar totals include both prime contract and subcontract dollars.
- Column (c) presents the contract dollars (in thousands) for which the Port utilized each MBE/WBE group on the set of contracts after adjusting total dollars for professional services contracts where 2013 invoice data was the only source of contract information. As shown in row (1) of column (c) of Figure 7-2, after adjusting for professional services contracts for which 2013 invoice data was the only source of contract information, the study team examined approximately \$242 million for the set of contract elements.
- Column (d) presents the utilization of each MBE/WBE group as a percentage of total dollars associated with the set of contract elements. The study team calculated each percentage in column (d) by dividing the dollars going to a particular group in column (c) by the total dollars associated with the set of contract elements shown in row (1) of column (c), and then expressing the result as a percentage (e.g., for Black American-owned businesses, the study team divided \$5.6 million by \$242 million and multiplied by 100 for a result of 2.3%, as shown in row (5) of column (d)).

Availability (utilization benchmark). Column (e) of Figure 7-2 presents the availability of each MBE/WBE group for all construction and construction-related professional services prime contracts and subcontracts that the Port awarded during the study period. Availability estimates, which are represented as a percentage of the total contracting dollars associated with the set of contracts, serve as a benchmark against which to compare utilization for a specific group for a particular set of contracts (e.g., as shown in row (5) of column (e), availability of Black American-owned businesses is 2.4%). BBC did not calculate availability figures separately for businesses that were DBE-certified.

Differences between utilization and availability. The next step in analyzing whether there was a disparity between the utilization and availability of a particular MBE/WBE group is to subtract the utilization result from the availability result. Column (f) of Figure 7-2 presents the percentage point difference between utilization and availability for each MBE/WBE group. For example, as presented in row (5) of column (f) of Figure 7-2, utilization of Black American-owned businesses was 0.1 percentage points less than the availability of Black American-owned businesses.

Disparity indices. It is sometimes difficult to interpret absolute percentage differences between utilization and availability. Therefore, BBC also calculated a disparity index for each MBE/WBE group, which measured utilization relative to availability and served as a metric to compare any disparities across different MBE/WBE groups and across different sets of contracts. BBC calculated disparity indices by dividing percent utilization for each group by percent availability and multiplying by 100. Smaller disparity index values indicate greater disparities (i.e., a greater degree of underutilization).

Column (g) of Figure 7-2 presents the disparity index for each MBE/WBE group. For example, as reported in row (5) of column (g), the disparity index for Black American-owned businesses was approximately 96, indicating that Black American-owned businesses actually received approximately \$0.96 for every dollar that they might be expected to receive based on their availability for the construction and construction-related professional services prime contracts and subcontracts that the Port awarded during the study period. BBC did not calculate disparity indices separately for DBE-certified businesses.

Results when disparity indices were very large or when availability was zero. BBC applied the following rules when disparity indices were exceedingly large or could not be calculated because the study team did not identify any businesses of a particular group as available for a particular set of contract elements:

- When BBC's calculations showed a disparity index exceeding 200, BBC reported an index of "200+." A disparity index of 200+ means that utilization was more than twice as much as availability for a particular group for a particular set of contracts.
- When there was no utilization and 0 percent availability for a particular group for a particular set of contracts, BBC reported a disparity index of "100," indicating parity.
- When utilization for a particular group for a particular set of contracts was greater than 0 percent but availability was 0 percent, BBC reported a disparity index of "200+."³

B. Overall Disparity Analysis Results

BBC used the disparity analysis results from Figure 7-2 (which is identical to Figure K-2 in Appendix K) to assess any disparities between MBE/WBE utilization and availability on all construction and construction-related prime contracts and subcontracts that the Port awarded during the study period. Figure 7-3 presents disparity indices for all MBE/WBE groups

³ A particular MBE/WBE group could show a utilization percentage greater than 0 percent but an availability percentage of 0 percent for many reasons, including the fact that one or more utilized businesses were out of business at the time that BBC conducted availability surveys.

considered together and separately for each group. The line down the center of the graph shows a disparity index level of 100, which indicates parity between utilization and availability. Disparity indices less than 100 indicate disparities between utilization and availability (i.e., underutilization). For reference, a line is also drawn at an index level of 80, because some courts use 80 as a threshold for what indicates a substantial disparity.

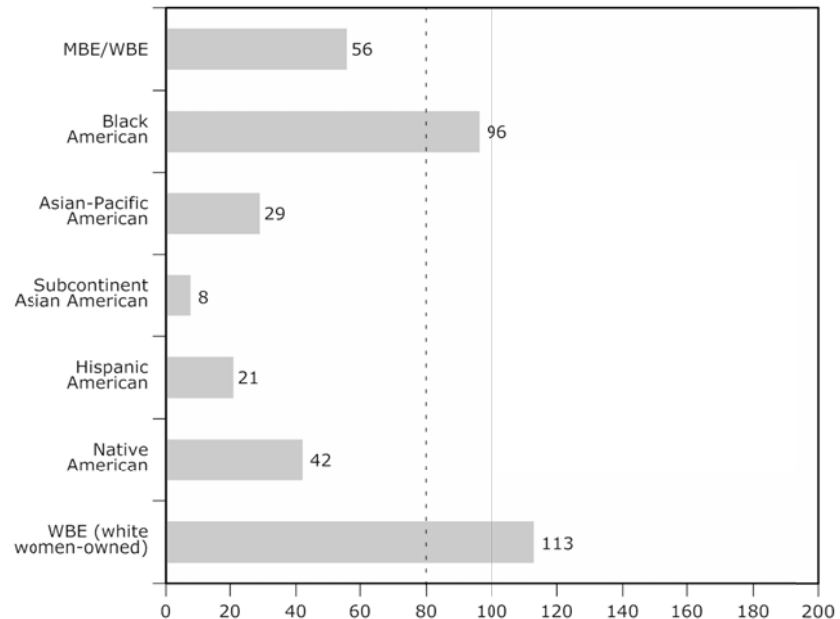
Figure 7-3.
Overall disparity indices
for Port construction
and construction-
related professional
services contracts

Note:

The study team analyzed 1,048 prime contracts/subcontracts. For more detail, see Figure K-2 in Appendix K.

Source:

BBC Research & Consulting availability and utilization analyses.



As shown in Figure 7-3, overall, the utilization of MBE/WBEs considered together on Port construction and construction-related professional services contracts during the study period was substantially below what might be expected based on their availability for those contracts. The disparity index of 56 indicates that all MBE/WBEs considered together received approximately \$0.56 for every dollar that they might be expected to receive based on their availability for construction and construction-related professional services prime contracts and subcontracts that the Port awarded during the study period.

- Five MBE/WBE groups exhibited disparity indices below parity—Black American-owned businesses (disparity index of 96), Asian-Pacific American-owned businesses (disparity index of 29), Subcontinent Asian American-owned businesses (disparity index of 8), Hispanic American-owned businesses (disparity index of 21), and Native American-owned businesses (disparity index of 42). Of the groups exhibiting disparities, only Black American-owned businesses did not exhibit substantial disparities. The vast majority of dollars that went to Black American-owned businesses (approximately \$4.5 million of \$5.6 million) went to a single Black American-owned business that was not DBE-certified.
- WBEs (disparity index of 113) were the only MBE/WBE group that did not exhibit disparities.

C. Disparity Analysis Results for Construction and Construction-Related Professional Services Contracts

BBC also examined disparity analysis results separately for construction and construction-related professional services contracts to assess whether MBE/WBEs exhibited different outcomes based on industry. Note that the dollars associated with construction contracts accounted for the vast majority of contracting dollars that the Port awarded during the study period (78% of the contracting dollars that BBC analyzed as part of the study). Figure 7-4 presents disparity indices for all MBE/WBE groups separately for construction and construction-related professional services contracts. As shown in Figure 7-4, MBE/WBEs considered together exhibited substantial disparities between utilization and availability on both construction (disparity index of 63) and construction-related professional services contracts (disparity index of 28). However, it is important to note that several individual MBE/WBE groups did not exhibit disparities on either construction or construction-related professional services contracts.

- Asian-Pacific American-owned businesses (disparity index of 25), Subcontinent Asian American-owned businesses (disparity index of 11), Hispanic American-owned businesses (disparity index of 22), and Native American-owned businesses (disparity index of 38) exhibited substantial disparities on construction contracts.
- Black American-owned businesses (disparity index of 6), Asian-Pacific American-owned businesses (disparity index of 39), Subcontinent Asian American-owned businesses (disparity index of 6) and Hispanic American-owned businesses (disparity index of 11) exhibited substantial disparities on construction-related professional services contracts.
- WBEs did not exhibit disparities on construction contracts (disparity index of 134) but exhibited substantial disparities on construction-related professional services contracts (disparity index of 47).

Figure 7-4.
Disparity indices for
Port construction and
construction-related
professional services
contracts

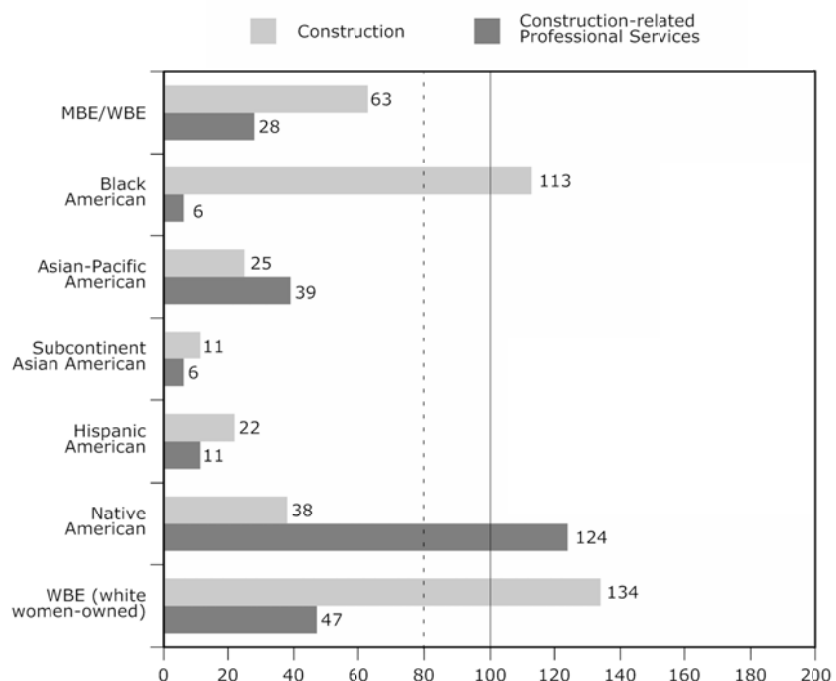
Note:

The study team analyzed 681 construction prime contracts/subcontracts and 367 construction-related professional services prime contracts/subcontracts.

For more detail, see Figures K-3 and K-4 in Appendix K.

Source:

BBC Research & Consulting availability and utilization analyses.



D. Statistical Significance of Disparity Analysis Results

Statistical significance tests allow researchers to test the degree to which they can reject “random chance” as an explanation for any observed quantitative differences. Random chance in data sampling is the factor that researchers consider most in determining the statistical significance of results. However, BBC attempted to contact every business in the relevant geographic market area that Dun & Bradstreet (D&B) identified as doing business within relevant subindustries (as described in Chapter 5), mitigating many of the concerns associated with random chance in data sampling as they may relate to BBC’s availability analysis. Much of the utilization analysis also approaches a “population” of contracts. Therefore, one might consider any disparity identified when comparing overall utilization with availability to be “statistically significant.” Figure 7-5 explains the relatively high level of statistical confidence inherent in the utilization and availability results.

Figure 7-5. Statistical confidence in availability and utilization results

As part of the availability analysis, BBC conducted telephone surveys with more than 1,900 business establishments—a number of completed surveys that is generally considered large enough to be treated as a “population,” not a sample. The confidence interval around BBC’s estimate of MBE/WBE representation among all businesses available for Port construction and construction-related professional services work—23.9 percent—is accurate within about +/- 1.6 percentage points at the 95 percent confidence level (BBC applied the finite population correction factor when determining confidence intervals). By comparison, many survey results for proportions reported in the popular press are accurate within about +/- 5.0 percentage points.

Monte Carlo analysis. BBC used a computational algorithm that relies on repeated, random sampling to further examine statistical significance of disparity analysis results. That approach is termed a Monte Carlo method. The analyses that the study team completed as part of the disparity study were well-suited for using Monte Carlo analysis to test the statistical significance of disparity analysis results. Monte Carlo analysis was appropriate for that purpose, because, among the contracts the Port awarded during the study period, there were many individual chances for businesses to win prime contracts and subcontracts, each with a different payoff (i.e., each with a different dollar value).

Figure 7-6 provides additional information about how the study team used Monte Carlo a Monte Carlo method to test the statistical significance of disparity analysis results. It is important to note that Monte Carlo simulations may not be necessary to establish the statistical significance of results (see discussion in Figure 7-5), and it may not be appropriate for very small populations of businesses.

Results. BBC identified substantial disparities for MBEs overall on:

- All construction and construction-related professional services contracts considered together (see Table K-2 in Appendix K);
- Construction contracts (see Table K-3 in Appendix K); and
- Construction-related professional services contracts (see Table K-4 in Appendix K).

In addition, WBEs showed substantial disparities on construction-related professional services contracts (see Table K-4 in Appendix K).

Figure 7-6.
Monte Carlo Analysis

The study team began the Monte Carlo analysis by examining individual contract elements. For each contract element, BBC's availability database provided information on individual businesses that were available for that contract element based on type of work, contractor role, contract size, and location of the work. The study team assumed that each available business had an equal chance of winning that contract element. For example, the odds of a WBE receiving that contract element were equal to the number of WBEs available for the contract element divided by the total number of businesses available for the work. The Monte Carlo simulation then randomly chose a business from the pool of available businesses to win the contract element.

The Monte Carlo simulation repeated the above process for all other elements in a particular set of contracts. The output of a single Monte Carlo simulation for all contract elements in the set represented simulated utilization of MBE/WBEs, by group, for that set of contract elements. The entire Monte Carlo simulation was then repeated one million times for each set of contracts. The combined output from all one million simulations represented a probability distribution of the overall utilization of MBE/WBEs if contracts were awarded randomly based on the availability of businesses working in the local construction and construction-related professional services contracting industry.

The output of the Monte Carlo simulations represents the number of runs out of one million that produced a simulated utilization result that was equal or below the observed utilization in the actual data for each MBE/WBE group and for each set of contracts. If that number was less than or equal to 25,000 (i.e., 2.5% of the total number of runs), then the study team considered that disparity index to be statistically significant at the 95 percent confidence level. If that number was less than or equal to 50,000 (i.e., 5.0% of the total number of runs), then the study team considered that disparity index to be statistically significant at the 90 percent confidence level.

BBC applied Monte Carlo analysis to those disparity analysis results. Figure 7-7 presents the results from the Monte Carlo simulations as they relate to the statistical significance of disparities that the study team observed for MBE/WBEs. As shown in Figure 7-7, Monte Carlo simulations indicated that the disparities that MBEs exhibited on all contracts, construction contracts, and construction-related professional services contracts were statistically significant at the 95 percent confidence level. The disparity that the study team observed for WBEs on construction-related professional services contracts was not statistically significant at either the 95 percent confidence level or the 90 percent confidence level.

Figure 7-7.
Monte Carlo simulation results for disparity analysis results

MBE/WBE Group	Disparity index	Number of simulation runs out of one million that replicated observed utilization	Probability of observed disparity occurring due to "chance"
All contracts			
WBE	112	N/A	N/A
MBE	37	364	<0.1 %
Construction contracts			
WBE	134	N/A	N/A
MBE	41	10,944	1.1 %
Professional services contracts			
WBE	47	51,827	5.2 %
MBE	21	76	<0.1

Note: Numbers rounded to nearest tenth of 1 percent. Numbers may not add to totals due to rounding.

Source: BBC Research & Consulting availability and utilization analyses.

CHAPTER 8.

Further Exploration of Disparities

As presented in Chapter 7, the study team observed substantial disparities for various groups of minority- and women-owned business enterprises (MBE/WBEs) when examining disparity analysis results for all Port of Seattle (Port) construction and construction-related professional services contracts considered together and for construction and construction-related professional services contracts considered separately. Four areas of questions provide a framework for further exploration of the disparities that the study team observed between the utilization and availability of MBE/WBEs on Port contracts:

- A. Are there disparities for prime contracts and subcontracts?
- B. Are there disparities for large and small prime contracts?
- C. Are there disparities in different time periods during the study period?
- D. Do bid/proposal processes explain any disparities for prime contracts?

Answers to those questions may be relevant as the Port considers how to refine its implementation of the Federal Disadvantaged Business Enterprise (DBE) Program, the Small Business Enterprise (SBE) program, and the Small Contractors and Suppliers (SCS) program. Answers to those questions may also help the Port identify the specific racial/ethnic and gender groups, if any, that might be included in any future race- or gender-conscious programs.

A. Are there Disparities for Prime Contracts and Subcontracts?

BBC examined disparity analysis results separately for prime contracts and subcontracts to assess whether MBE/WBEs exhibited different outcomes based on their roles as either prime contractors or subcontractors during the study period. Figure 8-1 presents disparity indices for all MBE/WBE groups separately for prime contracts and subcontracts. Overall, MBE/WBEs exhibited substantial disparities for both prime contracts (disparity index of 56) and subcontracts (disparity index of 56).

- Asian-Pacific American-owned businesses (disparity index of 11), Subcontinent Asian American-owned businesses (disparity index of 1), Hispanic American-owned businesses (disparity index of 1), and Native American-owned businesses (disparity index of 83) exhibited disparities on construction and construction-related professional services prime contracts. Of those groups, only Native American-owned businesses did not exhibit a substantial disparity.
- Black American-owned businesses (disparity index of 42), Asian-Pacific American-owned businesses (disparity index of 61), Subcontinent Asian American-owned businesses (disparity index of 30), Hispanic American-owned businesses (disparity index of 39), and Native American-owned businesses (disparity index of 4) all exhibited substantial disparities on construction and construction-related professional services subcontracts.
- WBEs did not exhibit disparities on prime contracts (disparity index of 117) or subcontracts (disparity index of 110).

Figure 8-1.
Disparity indices
for construction
and construction-
related prime
contracts and
subcontracts

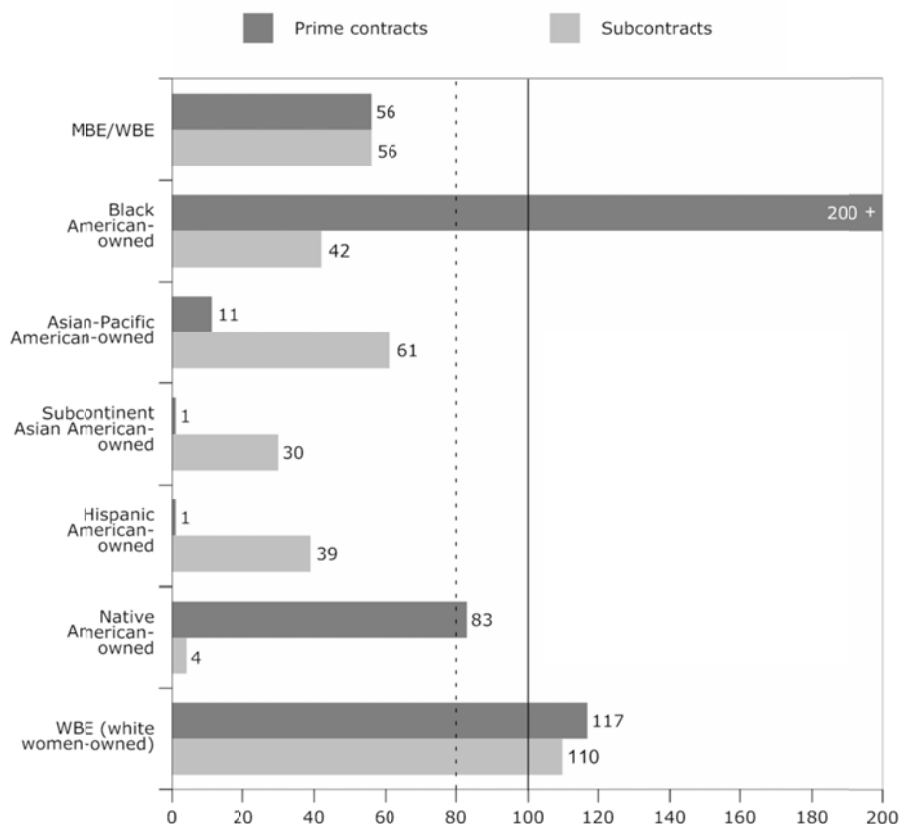
Note:

The study team analyzed 344 prime contracts and 704 subcontracts.

For more detail, see Figures K-9 and K-12 in Appendix K.

Source:

BBC Research & Consulting availability and utilization analyses.



B. Are there Disparities for Large and Small Prime Contracts?

BBC compared disparity analysis results for “large” prime contracts and “small” prime contracts that the Port awarded during the study period to assess whether contract size affected disparity analysis results for prime contracts. “Large” prime contracts were defined as construction contracts worth more than \$2 million and construction-related professional services contracts worth more than \$500,000. “Small” prime contracts were defined as construction contracts worth \$2 million or less and construction-related professional services contracts worth \$500,000 or less. Figure 8-2 presents disparity indices for all MBE/WBE groups separately for large and small prime contracts.

Overall, MBE/WBEs exhibited substantial disparities for large prime contracts (disparity index of 35) and small prime contracts (disparity index of 77).

- Asian-Pacific American-owned businesses (disparity index of 0), Subcontinent Asian American-owned businesses (disparity index of 0), Hispanic American-owned businesses (disparity index of 0), Native American-owned businesses (disparity index of 0), and WBEs (disparity index of 84) exhibited disparities on large prime contracts. Of those groups, only WBEs did not exhibit a substantial disparity.
- Black American-owned businesses (disparity index of 97), Asian-Pacific American-owned businesses (disparity index of 24), Subcontinent Asian American-owned businesses (disparity index of 2), and Hispanic American-owned businesses (disparity index of 2), all exhibited disparities on small prime contracts. Of those groups, only Black American-owned businesses did not exhibit a substantial disparity.

Figure 8-2.
Disparity indices for
large prime
contracts and small
prime contracts

Note:

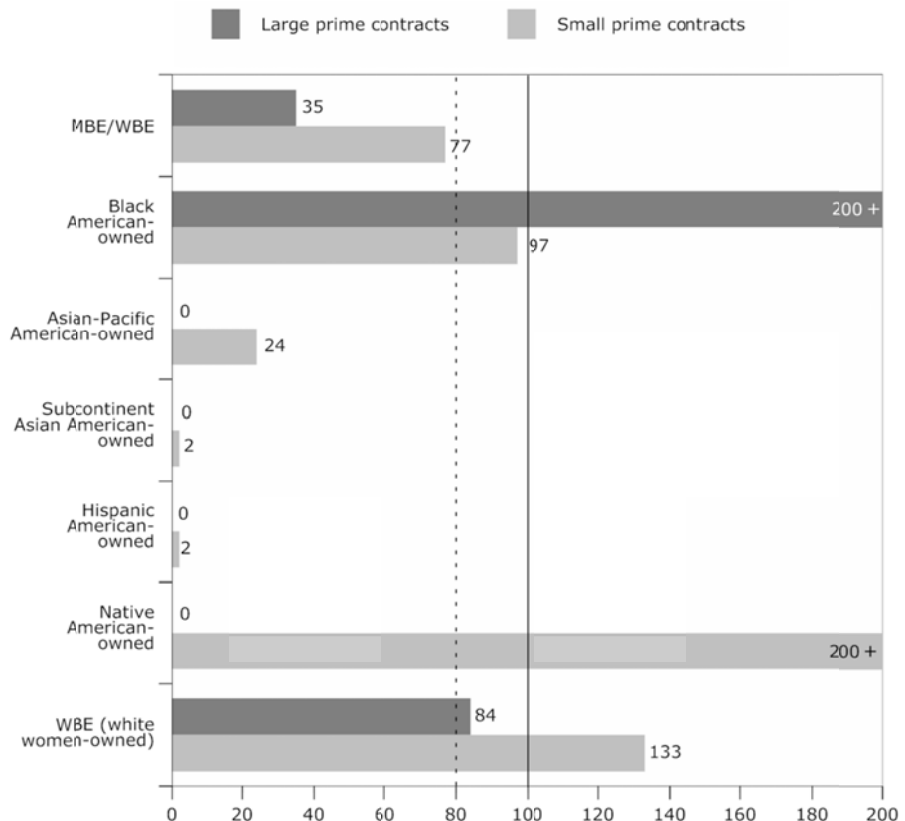
The study team analyzed 305 small prime contracts and 39 large prime contracts.

Small prime contracts were construction contracts worth \$2 million or less and construction-related professional services contracts worth \$500,000 or less. Large prime contracts were construction contracts worth more than \$2 million and construction-related professional services contracts worth more than \$500,000.

For more detail, see Figures K-15 and K-16 in Appendix K.

Source:

BBC Research & Consulting availability and utilization analyses.



C. Are there Disparities in Different Time Periods during the Study Period?

BBC examined disparity analysis results separately for two separate time periods (2010-2011 and 2012-2013) during the study period. Figure 8-3 presents disparity indices for all MBE/WBEs groups separately for the 2010-2011 and 2012-2013 periods. Overall, MBE/WBEs exhibited a substantial disparity in 2010-2011 (disparity index of 36) but not in 2012-2013 (disparity index of 96).

- Black American-owned businesses (disparity index of 30), Asian-Pacific American-owned businesses (disparity index of 21), Subcontinent Asian American-owned businesses (disparity index of 8), Hispanic American-owned businesses (disparity index of 23), Native American-owned businesses (disparity index of 57), and WBEs (disparity index of 59) exhibited substantial disparities in the 2010-2011 time period.
- Asian-Pacific American-owned businesses (disparity index of 43), Subcontinent Asian American-owned businesses (disparity index of 9), Hispanic American-owned businesses (disparity index of 17), and Native American-owned businesses (disparity index of 0) exhibited substantial disparities in the 2012-2013 time period.
- Both WBEs and Black American-owned businesses did not show disparities in the 2012-2013 time period. Both groups exhibited disparity indices of 200+.

Figure 8-3.
Disparity indices in
2010-2011 and
2012-2013

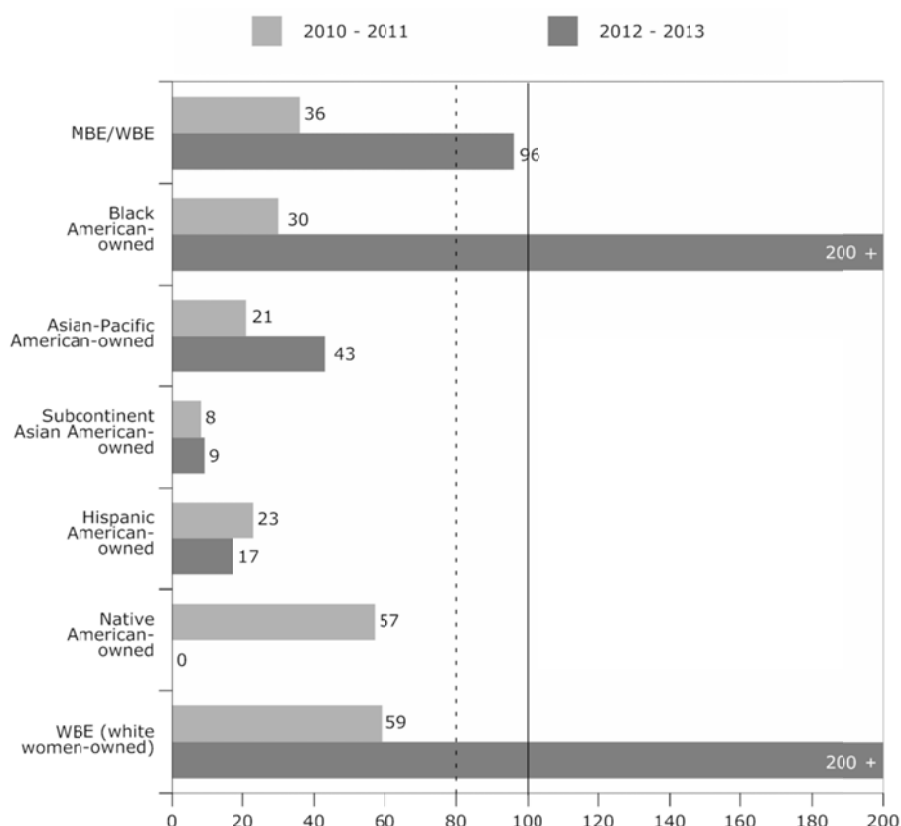
Note:

The study team analyzed 629 prime contracts/subcontracts for 2010-2011 and 419 prime contracts/subcontracts for 2012-2013.

For more detail, see Figures K-5 and K-6 in Appendix K.

Source:

BBC Research & Consulting availability and utilization analyses.



D. Do Bid/Proposal Processes Explain Any Disparities for Prime Contracts?

BBC completed a case study analysis to assess whether characteristics of the Port's bid or proposal evaluation processes help to explain any of the disparities that the study team observed for prime contracts. BBC analyzed bid and proposal information from samples of construction and construction-related professional services contracts that the Port awarded during the study period.

Construction. BBC examined bid information for a sample of 141 construction contracts that the Port executed during the study period. The study team did not analyze two of those contracts, because it was unable to determine ownership information for two of the businesses that submitted bids. The study team conducted an analysis of the bids submitted for the remaining 139 contracts.¹ In total, the Port received 576 bids for those contracts.

Number of bids from MBE/WBEs. MBE/WBEs submitted 111 of the 576 bids (19%) that the study team examined:

- Forty-five bids (8% of all bids) came from MBEs (21 different businesses); and
- Sixty-six bids (11% of all bids) came from WBEs (17 different businesses).

¹ The study team also conducted its analysis by leaving the two contracts in the analysis and removing the bidders whose information the study team could not determine. Results of the analyses showed no substantial difference for the success of bids submitted by MBE/WBEs and majority-owned businesses.

As part of availability surveys, the study team asked construction business owners and managers to indicate whether their companies compete as prime contractors on public contracts. Of the business owners and managers that indicated that their companies compete as prime contractors, 13 percent represented MBEs and 10 percent represented WBEs. Those percentages were higher than the percentage of MBEs that submitted bids on Port construction contracts during the study period but lower than the percentage of WBEs that submitted bids. Appendix H (specifically, Figure H-2) provides more information about those availability survey results.

Success of bids. BBC also examined the percentage of bids that MBE/WBEs submitted that resulted in contract awards. As shown in Figure 8-4, 27 percent of the bids that MBEs submitted resulted in contract awards, which was slightly higher than the percent of bids that non-Hispanic white male-owned businesses submitted that resulted in contract awards. Of the bids submitted by WBEs, 23 percent resulted in contract awards, slightly lower than the percent of bids that non-Hispanic white male-owned businesses submitted that resulted in contract awards.

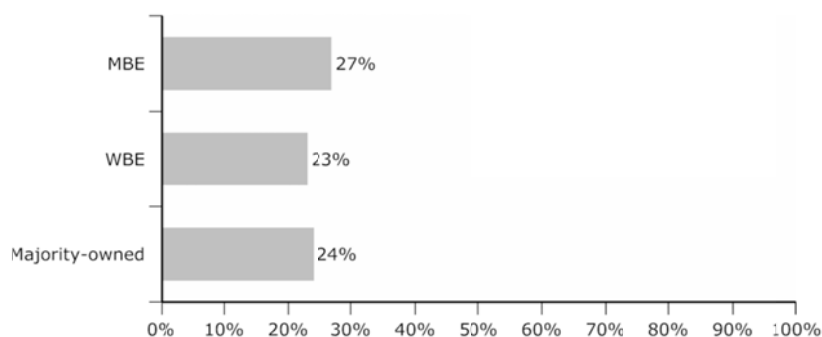
Figure 8-4.
Percentage of bids on
Port construction
contracts that resulted in
contract awards

Note:

Based on analysis of 576 bids on 139 contracts.

Source:

BBC Research & Consulting from Port of Seattle contract records.



Construction-related professional services. BBC examined proposal information for a sample of 48 construction-related professional services contracts that the Port executed during the study period. The study team did not analyze five of those contracts, because it was unable to determine ownership information for two of the businesses submitting bids. The study team conducted an analysis of the remaining 43 contracts.² In total, the Port received 175 proposals for those 43 contracts.

Number of bids from MBE/WBEs. MBE/WBEs submitted 20 of the 175 proposals that the study team examined (11%):

- 13 proposals (7% of all proposals) came from MBEs (10 different businesses); and
- 7 proposals (4% of all proposals) came from WBEs (6 different businesses).

Of the construction-related professional services business owners and managers that indicated in availability surveys that their companies are interested in competing as prime contractors on public contracts, 15 percent represented MBEs and 10 percent represented WBEs. Those percentages were higher than the percentage of MBEs and WBEs that actually submitted

² The study team also conducted its analysis by leaving the five contracts in the analysis and removing the bidders whose information the study team could not determine. Results of the analyses showed no substantial difference for the success of bids submitted by MBE/WBEs and majority-owned businesses.

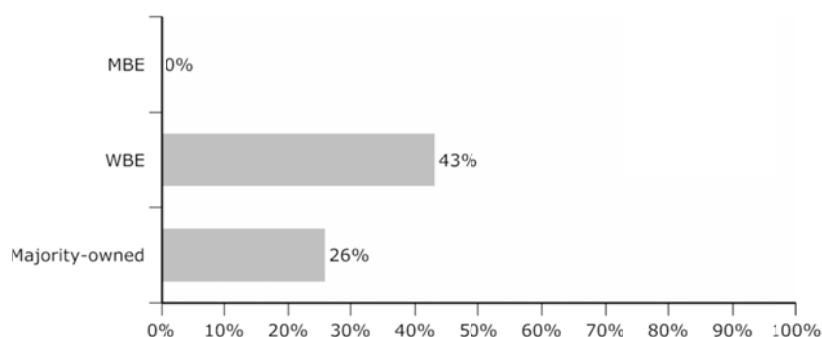
proposals on the Port’s construction-related professional services contracts during the study period. Appendix H (specifically, Figure H-3) provides more information about those availability survey results.

Success of proposals. BBC also examined the success rates of the proposals that MBE/WBEs submitted on the Port’s construction-related professional services contracts. As shown in Figure 8-5, none of the proposals submitted by MBEs resulted in contract awards. Forty-three percent of the proposals submitted by WBEs resulted in contract awards, which was substantially higher than the percentage of proposals that non-Hispanic white male-owned businesses submitted that resulted in contract awards.

Figure 8-5.
Percentage of bids on
Port construction-related
professional services
contracts that resulted in
contract awards

Note:
Based on analysis of 175 proposals on
43 contracts.

Source:
BBC Research & Consulting from Port
of Seattle contract records.



CHAPTER 9.

Race- and Gender-Neutral Measures

The Federal Disadvantaged Business Enterprise (DBE) Program requires state and local transportation agencies to meet the maximum feasible portion of their overall DBE goals using race- and gender-neutral measures.¹ Race- and gender-neutral measures are initiatives that agencies use to encourage the participation of all businesses—or, all small businesses—in their contracts. They are not specifically limited to minority- and women-owned business enterprises (MBE/WBEs) or to DBEs. Agencies must determine whether they can meet their overall DBE goals solely through neutral means or whether race- and gender-conscious measures—such as DBE contract goals—are also needed. As part of making that determination, agencies must project the portion of their overall DBE goals that they expect to meet through the use of race- and gender-neutral measures and the portion that they expect to meet through the use of race- and gender-conscious measures.

- If an agency determines that it can meet its overall DBE goal solely through race- and gender-neutral means, then the agency would propose using only neutral measures as part of its implementation of the Federal DBE Program. The agency would project that 100 percent of its overall DBE goal would be met through neutral means and that 0 percent would be met through race- and gender-conscious means.
- If an agency determines that a combination of race- and gender-neutral and race- and gender-conscious measures are needed to meet its overall DBE goal, then the agency would propose using a combination of neutral and conscious measures as part of its implementation of the Federal DBE Program. The agency would project that some percentage of its overall DBE goal would be met through neutral means, and that the remainder would be met through race- and gender-conscious means.

The United States Department of Transportation (USDOT) offers guidance concerning how transportation agencies should project the portions of their overall DBE goals that they will meet through race- and gender-neutral and race- and gender-conscious measures, including the following:

- “USDOT Questions and Answers about 49 CFR Part 26” addresses factors for federal aid recipients to consider when projecting the portion of their overall DBE goals that they will meet through race- and gender-neutral means.²
- USDOT’s “Tips for Goal-Setting” also suggests factors for federal aid recipients to consider when making such projections.³

¹ 49 CFR Section 26.51.

² See <http://www.dotcr.ost.dot.gov/Documents/Dbe/49CFRPART26.doc>.

³ <http://www.osdbu.dot.gov/DBEProgram/tips.cfm>.

- A Federal Highway Administration (FHWA) template for how the agency considers approving DBE goal and methodology submissions includes a section on projecting the percentage of overall DBE goals to be met through neutral and conscious means. An excerpt from that template is provided in Figure 9-1.

Based on 49 CFR Part 26 and the guidance described above, general areas of questions that transportation agencies might ask related to making any projections include:

- A. Is there evidence of discrimination within the local construction and construction-related professional services contracting marketplace for any racial/ethnic or gender groups?
- B. What has been the agency's past experience in meeting its overall DBE goal?
- C. What has DBE participation been when the agency did not use race- or gender-conscious measures?⁴
- D. What is the extent and effectiveness of race- and gender-neutral measures that the agency could have in place for the next fiscal year?

Chapter 9 is organized around each of those general areas of questions.

Figure 9-1.
Excerpt from Explanation of Approval
of [State] DBE Goal Setting Process for
FY [Year]

You must also explain the basis for the State's race-neutral/race-conscious division and why it is the State's best estimate of the maximum amount of participation that can be achieved through race-neutral means. There are a variety of types of information that can be relied upon when determining a recipient's race-neutral/race-conscious division. Appropriate information should give a sound analysis of the recipient's market, the race-neutral measures it employs and information on contracting in the recipient's contracting area. Information that could be relied on includes: the extent of participation of DBEs in the recipient's contracts that do not have contract goals; past prime contractors' achievements; excess DBE achievements over past goals; how many DBE primes have participated in the state's programs in the past; or information about state, local or private contracting in similar areas that do not use contracting goals and how many minority and women's businesses participate in programs without goals.

Source: FHWA, Explanation for Approval of [State] DBE Program Goal Setting Process for FY [Year].
http://www.fhwa.dot.gov/civilrights/dbe_memo_a4.htm.

⁴ To assess that question, USDOT guidance suggests evaluating (a) DBE participation as prime contractors if DBE contract goals did not affect utilization, (b) DBE participation as prime contractors and subcontractors for agency contracts without DBE goals, and (c) overall utilization for other public or private sector contracting where contract goals were not used.

A. Is there evidence of discrimination within the local construction and construction-related professional services contracting marketplace for any racial/ethnic or gender groups?

As discussed in previous chapters, BBC examined marketplace conditions in the Seattle Metropolitan Area, including:

- Entry and advancement;
- Business ownership;
- Access to capital, bonding, and insurance; and
- Success of businesses.

There was quantitative evidence of disparities for MBE/WBEs overall and for specific groups concerning the above issues. Qualitative information also indicated some evidence of discrimination affecting the local marketplace. However, some minority and female business owners that the study team interviewed as part of the disparity study did not think that their businesses had been affected by any race- or gender-based discrimination. The Port should review the information about marketplace conditions presented in this report as well as other information it may have when considering the extent to which it can meet its overall DBE goal through race- and gender-neutral measures.

B. What has been the agency's past experience in meeting its overall DBE goal?

Figure 9-2 presents the participation of certified DBEs on Federal Aviation Administration (FAA)-funded construction and construction-related professional services contracts that the Port awarded in recent years, as presented in Port reports to USDOT. Based on information about awards and commitments to DBE-certified businesses, the Port has exceeded its DBE goal in recent years. In federal fiscal years (FFYs) 2009 through 2011, DBE awards and commitments on FAA-funded contracts exceeded the Port's overall DBE goal by an average of 8.6 percentage points.

Figure 9-2.
Past certified DBE participation in the Port's
FAA-funded contracts, FFYs 2009, 2010, and 2011.

Note: The Port of Seattle did not award any USDOT-funded contracts in FFY 2012, so the agency did not set an overall DBE goal for that year.

Source: Port of Seattle DBE Program, 2012.

FFY	DBE attainment	Annual DBE goal	Difference
2009	17.5 %	3.0 %	14.5 %
2010	11.9	4.0	7.9
2011	3.3	0.0	3.3

C. What has DBE participation been when the agency did not use race- or gender-conscious measures?

The Port did not apply DBE contract goals or any other race- or gender-conscious measures to any contracts that the agency awarded during the study period. BBC's analysis shows that overall, certified DBEs received 3.4 percent of the dollars associated with those contracts. The

Port should consider that information when determining the percentage of its overall DBE goal that it can achieve through race- and gender-neutral measures.

D. What is the extent and effectiveness of race- and gender-neutral measures that the agency could have in place for the next fiscal year?

When determining the extent to which the Port could meet its overall DBE goal through the use of race- and gender-neutral measures, the agency should review the neutral measures that it and other local organizations already have in place. The Port should also review measures that it has planned or could consider for future implementation.

Current race- and gender-neutral measures. The Port currently has a broad range of race- and gender-neutral measures in place to encourage the participation of all small businesses—including DBEs—in its construction and construction-related professional services contracts. The agency plans on continuing the use of those measures in the future. The Port’s race- and gender-neutral efforts can be classified into three categories:

- Business outreach and communication;
- Technical assistance; and
- Improved contracting processes.

Business outreach and communication. The Port engages in various outreach and communication efforts across its relevant geographic market area to encourage the utilization and growth of small businesses, including many MBE/WBEs. Those efforts include:

- Meetings and relationship building;
- Website and communications; and
- Advertisements of contract opportunities.

Meetings and relationship building. In an effort to engage its stakeholders, the Port participates in information and communications programs related to contracting procedures and contracting opportunities. The Port maintains a mailing list of vendors that it uses to communicate with potential prime contractors to inform them about small businesses that could be available for subcontracting opportunities.

Website and communications. The Port revises and updates its website regularly. The website currently provides access to various business resources including links to the following information:

- Overall DBE goals for FFYs 2009-2012 and the methodology that the Port used to establish them;
- Guidance on how to do business with the Port; and
- Information about contracting opportunities.

The Port also provides information on its website about available small businesses and DBEs that are certified with the Washington State Office of Minority & Women's Business Enterprises (OMWBE) by referring interested businesses to OMWBE's website.

Advertisements of contract opportunities. The Port advertises construction and other contracting opportunities on its website. The Port also makes efforts to arrange bid solicitations, times for bid presentations, and delivery schedules in ways that facilitate participation by DBEs and other small businesses and that make contracts more accessible to small businesses.

Technical assistance. The Port provides technical assistance through partnerships with various businesses and organizations, including USDOT and the Washington State Department of Transportation.

Business and financial management. The Port partners with USDOT to help small businesses with the costs of bonds. The Port simplifies the bonding process, reduces bonding requirements, and offers assistance to small businesses struggling to obtain bonding. The Port also refers small businesses to services that other agencies offer in order to develop and improve immediate and long-term management and encourage greater self-sufficiency among such firms.

Technological training. The Port helps small businesses improve their ability to use technology and electronic media by referring them to programs that other agencies operate. Those efforts enable businesses to navigate the Port's online vendor database systems and other electronic systems more effectively.

Improved contracting practices. The Port engages in efforts to improve its contracting practices, making contracts more accessible to all businesses, including DBEs. The Port makes efforts to unbundle large contracts to make them more accessible to businesses of all sizes. The Port also encourages and, in some cases, requires prime contractors to consider subcontracting portions of contracts to qualified DBEs and other small businesses. Those efforts may include identifying economically-feasible subcontracts in instances where prime contractors are able to complete the work themselves. The Port finds that approach to be especially effective on projects that include tasks across different work areas (e.g., a project that involved carpentry, electricity, and cleaning).

Potential race-and gender-neutral measures. The Port is awaiting results of the 2014 disparity study to develop additional race- and gender-neutral measures. However, there are several organizations throughout Washington that are implementing efforts to encourage the participation of small businesses—including DBEs and many MBE/WBEs—in local contracting. The Port might consider adopting some of those measures to encourage small business and DBE participation in its construction and construction-related professional services contracts. Figure 9-3 provides examples of race- and gender-neutral programs that other organizations in Washington have in place. There may be several reasons why certain measures are not practicable for the Port, and there may also be measures in addition to those presented in Figure 9-3 that the Port might consider using.

Figure 9-3.
Examples of race- and gender-neutral programs that Washington organizations have in place

Neutral measure	Description
Technical assistance	<p>Technical assistance programs are available throughout Washington. Those programs primarily provide general information and assistance for business start-ups and growing businesses. Industry-specific resources often take the form of checklists of issues of which businesses should be aware and easily accessible business forms. Examples of general support providers include SCORE, Washington State Network Small Business Development Centers, and the Washington State Small Business Administration. Some large organizations that offer trade-specific classes and seminars are the Associated General Contractors and the American Council of Engineering Companies.</p> <p>Other programs focus on market development assistance and the use of electronic media and technology. Those programs are available through organizations such as The Foundation for the Advancement of Marketing Excellence in Entrepreneurs. More locally focused programs include the Business Development Center at UW Bothell, INROADS in Seattle and Northern Idaho, the Seattle Community Capital Development, and the Washington State Department of Transportation.</p>
Small business finance	<p>Washington State offers a program called the Linked Deposit Program which links the deposit of state funds to loans made by participating financial institutions to qualified MBE/WBEs. The deposit of the state funds is made at below market rates, and the savings are passed on by the bank to the Linked Deposit borrowers in the form of an interest rate not to exceed 2 percent. Sound Transit currently participates in the Linked Deposit Program.</p> <p>Other organizations providing financing or help finding financing in Washington include Community Capital Development, which provides both loans and training and technical assistance; the Rural Washington Loan Fund, which provides loans to businesses that would create jobs or help retain existing jobs in specific areas, especially for low income persons; the Coastal Revolving Loan Fund/Technical Assistance Loan Fund, which provides loans to businesses that would create jobs in regions affected by declines in fishing and timber industries; Evergreen Community Development; and organizations such as ACCION USA. Other local organizations, including minority and regional chambers, provide training and support on how to obtain financing and prepare funding documents.</p>
Bonding programs	<p>Bonding programs offering bonding and finance assistance and training have become more popular. Programs such as the SBA Bond Guarantee Program provide bid, performance, and payment bond guarantees for individual contracts. The USDOT Bonding Assistance Program also provides bonding assistance in the form of bonding fee cost reimbursements for DBEs performing transportation work and is a major bonding source for Washington DBE firms.</p> <p>The Washington Economic Development Finance Authority offers resources, bonds, and information for obtaining bond financing in Washington, particularly for smaller manufacturing and processing facilities and environmental preservation, energy, technology, and applied biological sciences as they overlap with waste disposal.</p>
Mentor-protégé programs	<p>The City of Tacoma's Historically Underutilized Business Program (HUB) offers a mentor-protégé program that connects HUB-certified businesses with a successful business owner mentor.</p> <p>Community Capital Development and the City of Shoreline, through their contracts with Shoreline Community College Small Business Accelerator, both provide free business mentoring.</p> <p>The Small Business Administration 8(a) Business Development Mentor-Protégé Program is an example of a mentor-protégé program that pairs subcontractors with prime contractors to assist in management, financial, and technical assistance and exploration of joint ventures and subcontractor opportunities for federal contracts.</p>

Source: BBC Research & Consulting.

CHAPTER 10.

Implementation of the Federal DBE Program, the SCS Program, and the SBE Program

The Port of Seattle (the Port) implements three programs to encourage the participation of minority- and women-owned business enterprises (MBE/WBEs)—the Federal Disadvantaged Business Enterprise (DBE) Program for United States Department of Transportation (USDOT)-funded contracts and the Small Contractor and Suppliers (SCS) and Small Business Enterprise (SBE) Programs for locally-funded contracts. The SCS Program is a joint partnership with King County that uses participation requirements and evaluation incentives to encourage prime contractors to use SCS-certified subcontractors on locally-funded Port contracts. The SBE Program is a collection of tools that the Port uses to track the participation of businesses that identify themselves as SBEs on locally-funded Port contracts.

Chapter 10 reviews information relevant to the Port's implementation of those programs. Chapter 10 is organized according to the regulations for the Federal DBE Program that are presented in 49 Code of Federal Regulations (CFR) Part 26 and associated documents.¹ That information is most directly relevant to the Port's implementation of the Federal DBE Program, but where appropriate, BBC also discusses how it is relevant to the SCS and SBE programs.

Reporting to DOT – 49 CFR Part 26.11 (b)

The Port must periodically report DBE participation on its federally-funded construction and construction-related professional services contracts to the Federal Aviation Administration (FAA). The Port tracks DBE and non-DBE participation through progress payments to prime contractors. Prime contractors must sign a certification for each progress payment indicating they have paid all subcontractors, and the Port tracks the total amount of those payments to calculate DBE participation. Based on that information, the Port prepares *Uniform Reports of DBE Awards or Commitments and Payments*, which it then submits to FAA. The Port should continue to do so.

As part of the SBE Program, the Port also tracks the participation of businesses that identify themselves as small businesses on locally-funded Port contracts. The Port should continue to do so. That practice can help the agency assess the effect of certain measures on the participation of small businesses in locally-funded Port contracts.

Bidders List – 49 CFR Part 26.11 (c)

As part of its implementation of the Federal DBE Program, the Port must develop a bidders list of businesses that are available for its FAA-funded contracts. The bidders list must include the following information about each available business:

¹ Because Chapter 10 discusses only certain portions of the Federal DBE Program, the Port should refer to the complete federal regulations when considering its implementation of the program.

- Firm name;
- Address;
- DBE status;
- Age of firm; and
- Annual gross receipts.

The Port currently maintains a bidders list that includes all of the above information for businesses that bid or propose on FAA-funded contracts.

As part of the SCS Program, the Port also maintains an online directory of all businesses that are SCS-certified with the agency. The directory allows prime contractors to search for SCS-certified businesses by industry, description, or business name when they are seeking to partner with those businesses.

Improving vendor data. In order to more effectively track the utilization of MBE/WBEs on its contracts, the Port should consider continuing to improve the information that it collects on the ownership status of utilized businesses, including both prime contractors and subcontractors. The Port should consider collecting information about the race/ethnicity and gender of business owners, regardless of certification status. The Port could use business information that BBC collected as part of the disparity study to update and improve its vendor data.

Information from availability telephone surveys. Availability telephone surveys that the study team conducted as part of the disparity study collected information about local businesses that are potentially available for different types of Port construction and construction-related professional services contracts. The Port should consider using that information to augment its current bidders lists.

Prompt Payment Mechanisms – 49 CFR Part 26.29

The Federal DBE Program requires fund recipients to establish policies that help ensure that prime contractors pay their subcontractors in a timely manner. The Port’s prompt payment requirements for its FAA-funded contracts appear to comply with Washington State law and with federal regulations in 49 CFR Part 26.29. The Port must pay a prime contractor no more than 30 days after its receipt of a properly completed invoice from that prime contractor. The agency requires that prime contractors pay subcontractors no later than 10 calendar days after receiving payment from the Port. Any delays or postponements in payment can only occur for “good cause following written approval of the Port of Seattle.”

In-depth anecdotal interviews with business owners and managers revealed some dissatisfaction with how promptly businesses are paid on public agency projects. One business owner specifically commented on the difficulty of getting paid on Port contracts.

DBE Directory – 49 CFR Part 26.31

The Port is required to maintain a directory that lists all DBEs that are eligible to participate in its contracts, including information about each business’ address, phone number, and relevant types of work. The Washington State Office of Minority and Women’s Business Enterprises

(OMWBE)—the unified DBE certifying agency for the state of Washington—maintains a DBE Directory that lists all businesses in the state that are certified as DBEs and includes all of the information that the Federal DBE Program requires. The Port directs prime contractors and other interested businesses to the DBE Directory to obtain information about eligible DBEs that are eligible to participate in its contracts.

Overconcentration – 49 CFR Part 26.33

Agencies implementing the Federal DBE Program are required to report and take corrective measures if they find that DBEs are so overconcentrated in certain work areas as to unduly burden non-DBEs working in those areas. Such measures may include, but are not limited to:

- Developing ways to assist DBEs to move into nontraditional areas of work;
- Varying the use of DBE contract goals; and
- Working with contractors to find and use DBEs in other industry areas.

BBC investigated potential overconcentration on Port contracts and identified two subindustries in which certified DBEs accounted for 50 percent or more of total subcontract dollars between January 1, 2010 and September 30, 2013:

- Landscaping services (83%); and
- Trucking (62%).

Because the above figures are based only on subcontract dollars, they do not include work that prime contractors self-performed in those areas. If the study team had included self-performed work in those analyses, the percentages for which DBEs accounted would likely have decreased. In addition, the above figures are based on both FAA- and locally-funded contracts and would likely differ if limited to FAA-funded contracts. The Port should consider reviewing similar information and continuing to monitor landscaping services, trucking, and other work specializations for potential overconcentration in the future.

Business Development Programs – 49 CFR Part 26.35 and Mentor-Protégé Programs – 49 CFR Appendix D to Part 26

In addition to their implementations of the Federal DBE Program, agencies are required to establish Business Development Programs (BDPs) to assist businesses gain the ability to compete successfully in the local marketplace. As part of a BDP, or separately, agencies may establish a mentor-protégé program, in which a non-DBE or another DBE serves as a mentor and principal source of business development assistance to a protégé DBE.

The Port has not established a formal BDP. However, the Port engages in several activities that help support DBEs that are seeking opportunities to participate in Port contracting. For example, the Port:

- Engages in outreach with DBEs related to contracting opportunities;
- Provides referrals to capacity-building and training opportunities in the local marketplace;
- Hosts information sessions and offers pre-bid technical assistance, as appropriate; and

- Participates in regional committees related to small business issues.

Some of the business owners that the study team interviewed as part of the disparity study cautioned that high-quality training programs specific to their fields were needed and that generalized or low-quality training could cause more harm than good. Many business owners and managers thought that mentor-protégé programs would be very useful. Some interviewees were critical of how such programs were structured, indicating shortages of mentors and lack of mentor commitment as potential issues.

The Port might explore additional partnerships to implement other BDPs, including implementing a mentor-protégé program. Such programs could provide specialized assistance that would be tailored to the needs of developing businesses.

Responsibilities for Monitoring the Performance of Other Program Participants – 49 CFR Part 26.37

The Final Rule effective February 28, 2011 revised requirements for monitoring and enforcing that the work that prime contractors commit to DBE subcontractors at contract award (or through contract modifications) is actually performed by those DBEs. The Final Rule states that prime contractors can only terminate DBEs for “good cause” and with written consent from the awarding agency.

To monitor the performance of DBEs, the Port has established extensive monitoring mechanisms. For example, the Port:

- Notifies USDOT of any false, fraudulent, or dishonest conduct in connection with the Port’s implementation of the Federal DBE program;
- Includes clauses in its contracts—such as breach of contract actions, audits, and reviews—to enforce requirements of the Federal DBE Program;
- Maintains a running tally of payments actually made to DBEs and compares those attainments to commitments, based on information from prime contractors; and
- Reports information about both commitments and attainments in its *Uniform Report of DBE Awards or Commitments and Payments* to USDOT.

The Port should review the requirements set forth in 49 CFR Part 26.37 and in The Final Rule to ensure that it has appropriately implemented its monitoring and enforcement mechanisms and that they are consistent with federal regulations and best practices.

Fostering Small Business Participation – 49 CFR Part 26.39

The Federal DBE Program requires agencies to implement measures that encourage small business participation in their contracting, “taking all reasonable steps to eliminate obstacles to their participation, including unnecessary and unjustified bundling of contract requirements that may preclude small business participation in procurements as prime contractors or

subcontractors.”² The Final Rule effective February 28, 2011 added a requirement for transportation agencies to submit a plan to USDOT for fostering small business participation.

The Port has several measures in place to encourage small business participation in its contracting. For example, the Port:

- Requires prime contractors to provide subcontracting opportunities of a size that small businesses—including DBEs—can reasonably perform on contracts that do not include DBE contract goals;
- Assesses the work involved on individual contracts and—when appropriate—unbundles contract elements to encourage small business participation;
- Works with small businesses and helps them better understand contracting and procurement opportunities with the agency;
- Encourages prime contractors and individual departments to use small businesses on contracts;
- Encourages small businesses, including many minority- and women-owned businesses, to pursue relevant certifications; and
- Hosts and participates in workshops, business development meetings, and other events that are intended to enhance contracting opportunities for small businesses.

In addition, the Port operates two race- and gender-neutral business programs—the SCS Program and the SBE Program—to encourage the participation of small businesses in its locally-funded contracts.

Prohibition of DBE Quotas and Set-asides for DBEs Unless in Limited and Extreme Circumstances – 49 CFR Part 26.43

The use of DBE quotas and set-asides are prohibited under the Federal DBE Program except in limited and extreme circumstances. Consistent with federal regulations, the Port does not use quotas or set-asides.

Setting Overall DBE Goals – 49 CFR Part 26.45

In The Final Rule effective February 28, 2011, USDOT changed how often agencies that implement the Federal DBE Program are required to submit overall DBE goals. As discussed in Chapter 1, agencies now need to develop and submit overall DBE goals every three years. That change was effective as of March 5, 2010.

Analysis of Reasons for not Meeting Overall DBE Goal – 49 CFR Part 26.47(c)

The Final Rule effective February 28, 2011 requires agencies to take the following actions if their DBE participation for a particular fiscal year is less than their overall DBE goal:

- Analyze in detail the reasons for the difference; and

² 49 CFR Part 26.39(a).

- Establish specific steps and milestones to address the difference and enable the agency to meet the goal in the next fiscal year.

Based on information about awards and commitments to DBE-certified businesses, the Port has met its DBE goal in recent years. In federal fiscal years 2009, 2010, and 2011, DBE awards and commitments on FAA-funded contracts exceeded the Port's overall DBE goal by an average of 8.6 percentage points.³

Need for separate accounting for participation of potential DBEs. In accordance with guidance in the Federal DBE Program, BBC's analysis of the overall DBE goal in this study is based on DBEs that are currently certified and on MBE/WBEs that could *potentially* be DBE-certified (i.e., potential DBEs). Potential DBEs that are available for Port work are counted in the overall DBE goal. However, potential DBEs that participate in Port contracts are not counted in *Uniform Reports of DBE Awards or Commitments and Payments*.

Based on verbal communication with USDOT in Washington, D.C. in 2011, agencies can explore whether one reason why they have not met their overall DBE goal is because they are not counting the participation of potential DBEs in their contracting. USDOT might then expect an agency to explore ways to further encourage potential DBEs to become DBE-certified as one way of closing the gap between reported DBE participation and its overall DBE goal. In order to have the information to explore that possibility, the Port should consider:

- Developing a system to collect information on the race/ethnicity and gender of the owners of all businesses—not just certified DBEs—participating as prime contractors or subcontractors in FAA-funded contracts;
- Developing internal reports of MBE/WBE participation in Port contracts, regardless of DBE certification and separately by race/ethnicity and gender; and
- Continuing to track participation of certified DBEs on FAA-funded contracts, per USDOT reporting requirements.

Other steps to evaluate how the Port might better meet its overall goal. Analyzing the utilization of uncertified MBE/WBEs that could be certified is one step among many that the Port might consider taking when examining any differences between DBE utilization and its overall DBE goal in the future. Based on its comprehensive review, the Port must establish specific steps and milestones to correct the problems it identifies in its analysis and to enable it to better meet its overall DBE goal in the future, per 49 CFR Part 26.47(c)(2).

Maximum Feasible Portion of Goal Met through Race- and Gender-Neutral Measures – 49 CFR Part 26.51(a)

The Port must meet the maximum feasible portion of its overall DBE goal through the use of race- and gender-neutral measures. The Port must project the portion of its overall DBE goal that could be achieved through such means.

³ The Port of Seattle did not award any USDOT-funded contracts in federal fiscal year 2012, so the agency did not set an overall DBE goal for that year

Use of DBE Contract Goals – 49 CFR Part 26.51(d)

The Federal DBE Program requires agencies to use race- and gender-conscious measures—such as DBE contract goals—to meet any portion of their overall DBE goals that they do not project being able to meet using race- and gender-neutral measures, as noted in 49 CFR Part 26.51(d). Based on information from the disparity study and other available information, the Port should assess whether the use of DBE contract goals is necessary in the future to meet any portion of its overall DBE goal.

USDOT guidelines on the use of DBE contract goals, which are presented in 49 CFR Part 26.51(e), include the following guidance:

- DBE contract goals may only be used on contracts that have subcontracting possibilities;
- Agencies are not required to set DBE contract goals on every FAA-funded contract;
- During the period covered by the overall DBE goal, an agency must set DBE contract goals so that they will cumulatively result in meeting the portion of the overall goal that the agency projects being unable to meet through race- and gender-neutral means;
- An agency's DBE contract goals must provide for participation by all DBE groups eligible for race- and gender-conscious measures and must not be subdivided into group-specific goals; and
- An agency must maintain and report data on DBE participation separately for contracts that include and that do not include DBE contract goals.

If the Port determines that it needs to begin using DBE contract goals, then it should also evaluate which DBE groups should be considered eligible for those goals. If the Port decides to include specific DBE groups (e.g., groups classified as underutilized DBEs) but not other groups in its DBE contract goals, it must submit a waiver request to FAA.

Some individuals participating in in-depth interviews and public meetings made comments related to the use of DBE contract goals.

- Several MBE/WBEs commented that DBE contract goals help their firms get their “foot in the door” with prime contractors. A few MBE/WBEs indicated that one of the primary reasons that their firms get work at all is because of the Federal DBE Program and DBE contract goals.
- Some interviewees suggested that DBE contract goals should only apply to those groups that experience discrimination. Many interviewees also indicated that they are aware of several fraudulent DBE firms that are taking advantage of DBE contract goals.

The Port should consider those comments if it determines that it is appropriate to use DBE contract goals in the future.

Flexible Use of any Race- and Gender-Conscious Measures – 49 CFR Part 26.51(f)

Agencies must exercise flexibility in any use of race- and gender-conscious measures such as DBE contract goals. The Port must comply with that section if it implements race- and gender-conscious measures in the future.

Good Faith Effort Procedures – 49 CFR Part 26.53

USDOT has provided guidance for agencies to review good faith efforts, including materials in Appendix A of 49 CFR Part 26. The Port's current implementation of the Federal DBE Program outlines its good faith efforts process. The Final Rule effective February 28, 2011 updated requirements for good faith efforts when agencies use DBE contract goals. If the Port implements DBE contract goals in the future, then it should review 49 CFR Part 26.53 and The Final Rule to ensure that its good faith efforts procedures are consistent with federal regulations.

The Port requires contractors to submit good faith efforts documentation in the event that their efforts to solicit sufficient DBE participation to meet a DBE contract goal are unsuccessful. The Port would consider the following efforts in determining whether a bidder's good faith efforts were acceptable:

- Bidder attended any Port-scheduled pre-solicitation or pre-bid meetings;
- Bidder advertised subcontracting opportunities in general circulation, trade association, or minority-focused media;
- Bidder sent written solicitations to a reasonable number of DBEs in sufficient time to allow the DBEs to participate effectively;
- Bidder followed up initial solicitations by contacting DBEs to determine whether the DBEs were interested;
- Bidder identified portions of work to be performed by DBEs in order to increase the possibility of meeting the DBE contract goal;
- Bidder provided interested DBEs with adequate information about the plans, specifications, and requirements of the contract;
- Bidder negotiated in good faith with interested DBEs and did not reject DBEs as unqualified without sound reasons based on a thorough investigation of their capabilities;
- Bidder made efforts to assist interested DBEs in obtaining bonding, lines of credit, or insurance; and
- Bidder effectively used the services of available minority and women community organizations; minority and women contractors' groups; local and federal minority business assistance offices; and other organizations which provide assistance in the recruitment and placement of socially- and economically-disadvantaged individuals.

During the study period, the Port did not award any contracts to bidders who submitted good faith efforts in lieu of meeting DBE contract goals.

Several individuals participating in in-depth interviews and public meetings made comments related to good faith efforts. Many MBE/WBEs indicated that, in many cases, prime contractors do not make genuine efforts to use MBE/WBEs.

- Several participants indicated that DBE contract goals used by other agencies produce an incentive for prime contractors to use perfunctory good faith efforts processes to comply with the goals rather than to seek meaningful DBE participation on projects.
- Several MBE/WBEs indicated that prime contractors have listed their businesses on project bids—sometimes without their knowledge—with no intention of actually using them on those projects.

The Port should review such concerns further when evaluating ways to improve its current implementation of the Federal DBE Program. It should also review legal issues, including state contracting laws and whether certain program options would meet USDOT regulations.

Counting DBE and MBE/WBE Participation – 49 CFR Part 26.55

Section 26.55 of 49 CFR Part 26 describes how agencies should count DBE participation and evaluate whether bidders have met DBE contract goals. Federal regulations also give specific guidance for counting the participation of different types of DBE suppliers and trucking companies. Section 26.11 discusses the *Uniform Report of DBE Awards or Commitments and Payments*.

As discussed above, the Port should consider developing procedures and databases to consistently track participation of MBE/WBEs and potential DBEs in FAA- and locally-funded contracts. Such efforts will help the agency track the effectiveness of the race- and gender-neutral measures that it uses to encourage DBE participation. If applicable, the Port should also consider collecting information regarding any shortfalls in annual DBE participation, including preparing utilization reports for all MBE/WBEs (not just those that are DBE-certified). The Port should consider collecting and using the following information:

- Databases that BBC developed as part of the study to track MBE/WBE utilization;
- Contractor/consultant registration documents from businesses working with the Port as prime contractors and subcontractors, which should include information about the race/ethnicity and gender of their owners;
- Prime contractor and subcontractor utilization on both FAA- and locally-funded contracts;
- Reports on the participation of certified DBEs in FAA-funded contracts, as required under the Federal DBE Program;
- Subcontractor utilization data (for all tiers and suppliers) for all businesses regardless of race/ethnicity, gender, or DBE-certification status;
- Invoices for prime contractors and subcontractors;
- Descriptions of the areas of contracts on which subcontractors worked; and
- Subcontractors' contact information and committed dollar amounts from prime contractors at the time of contract awards.

The Port should consider maintaining the information described above for some minimum amount of time (e.g., five years). The Port should also consider establishing a training process for all staff that is responsible for managing and entering contract and vendor data. Training should convey data entry rules and standards and ensure consistency in the data entry process.

DBE Certification – 49 CFR Part 26 Subpart D

OMWBE is responsible for all DBE and MBE/WBE certification in the state of Washington. OMWBE also maintains all of the certification records for the state of Washington. Businesses interested in working with the Port that are seeking DBE certification must obtain it through OMWBE. As the Port continues to work with DBE-certified businesses, the agency should consider ensuring that OMWBE continues to certify all groups that the Federal DBE Program presumes to be socially and economically disadvantaged in a manner that is consistent with federal regulations.

Many businesses participating in in-depth interviews and public meetings commented on the DBE certification process. Although some business owners gave favorable comments about the OMWBE certification process, several business owners were highly critical about the difficulties and time requirements associated with certification. Some interviewees also said that OMWBE is unfair in its treatment of WBEs seeking DBE certification.

- It appears that many businesses and local agencies are confused about the multiple Small Business Enterprise, MBE, WBE, and DBE programs that Washington agencies operate.
- Representatives of some MBE/WBEs reported that their businesses were not DBE-certified because they perceived the process to be difficult or that there would be little benefit from certification.
- Some business owners reported that they inquired about certification and were dissuaded from pursuing it after learning about the time and effort required, or after learning about the difficulties for WBEs to be certified when family members were also involved in the business.

The Port might consider more effectively communicating information about the Federal DBE Program, particularly information about the benefits of DBE certification. It may be effective for the Port to coordinate with other agencies that operate similar programs and to verify that the information that OMWBE provides is accurate and current. The Port should consider encouraging OMWBE to examine its staffing, training, and information systems to improve its implementation of the DBE certification process as well as other aspects of the Federal DBE Program.

Although the Port appears to follow federal regulations concerning DBE certification, which requires collecting and reviewing considerable information from program applicants, the agency might research other ways to make the certification process easier for potential DBEs.

Monitoring Changes to the Federal DBE Program

Federal regulations related to the Federal DBE Program change periodically, and USDOT also issues new guidance concerning implementation of the program. The Port should continue to

monitor such developments. Other transportation agencies' implementations of the Federal DBE Program are under review in federal district courts (for details, see Appendix B). The Port should continue to monitor court decisions in those and other relevant cases.

Locally-Funded Contracts

Certain improvements to the Port's implementation of the Federal DBE Program, especially tracking MBE/WBE participation, might also be implemented on a race- and gender-neutral basis for Port contracts that are entirely locally funded. The Port should review opportunities on its locally-funded contracts to further encourage participation of small businesses, including many MBE/WBEs, as allowable under state law. The Port should also consider that information as it considers refinements to the SCS and SBE Programs.

APPENDIX A.

Definitions of Terms

Appendix A provides explanations and definitions useful to understanding the Port of Seattle disparity study report. The following definitions are only relevant in the context of this report.

Anecdotal information. Anecdotal information includes personal qualitative accounts and perceptions of incidents—including any incidents of discrimination—told from individual interviewees’ or participants’ perspectives.

Availability analysis. The availability analysis examines the number of minority- and women-owned business enterprises that are ready, willing, and able to perform construction and construction-related professional services work for the Port of Seattle.

Business. A business is a for-profit company including all of its establishments (synonymous with “firm”).

Business listing. A business listing is a record in the Dun & Bradstreet database (or other database) of business information. A Dun & Bradstreet record is considered a “listing” until the study team determines the listing actually represents a business establishment with a working phone number.

Business establishment. A business establishment is a place of business with an address and working phone number. One business can have many business establishments.

Certified minority-owned business enterprise (certified MBE). A certified MBE is a business that is certified by the Washington State Office of Minority and Women’s Business Enterprises as being a business with at least 51 percent ownership and control by minorities. Minority groups are defined according to federal regulations as outlined in 49 Code of Federal Regulations (CFR) Part 26, Section 26.5.

Certified women-owned business enterprise (certified WBE). A certified WBE is a business that is certified by the Washington State Office of Minority and Women’s Business Enterprises as being a business with at least 51 percent ownership and control by women.

Contract. A contract is a legally binding relationship between the seller of goods or services and a buyer.

Contract element. A contract element is either a prime contract or subcontract that the study team included in its analyses.

Contractor. A contractor is a business performing on one or more construction contracts.

Control. Control means exercising management and executive authority for a company, per federal regulations, including 49 CFR Part 26, Section 26.71.

Disadvantaged Business Enterprise (DBE). A DBE is a small business that is owned and controlled by one or more individuals who are both socially and economically disadvantaged according to the guidelines in the Federal DBE Program (49 CFR Part 26) and that is certified as such through the Washington State Office of Minority and Women's Business Enterprises. The following groups are presumed to be socially and economically disadvantaged according to the Federal DBE Program:

- Asian-Pacific Americans;
- Black Americans;
- Hispanic Americans;
- Native Americans;
- Subcontinent Asian Americans;
- Women of any race or ethnicity; and
- Any additional groups whose members are designated as socially and economically disadvantaged by the Small Business Administration.

Examination of economic disadvantage also includes investigating the business' gross revenue and the business owner's personal net worth (maximum of \$1.32 million excluding equity in a home and in the business). Some minority- and women-owned businesses do not qualify as DBEs because of gross revenue or net worth requirements. A business owned by a non-minority male can be certified as a DBE if the business meets the requirements in 49 CFR Part 26.

Disparity. A disparity is a difference or gap between an actual outcome and a reference point. For example, a difference between an outcome for one racial/ethnic group and an outcome for non-Hispanic whites may constitute a disparity.

Disparity analysis. A disparity analysis compares actual outcomes with what might be expected based on other data. Analysis of whether there is a "disparity" between the utilization and availability of minority- and women-owned business enterprises is one tool in examining whether there is evidence consistent with discrimination against such businesses.

Disparity index. A disparity index is computed by dividing an actual outcome by what might be expected based on other data and then multiplying the result by 100. A disparity index of 100 indicates "parity." Smaller disparity indices indicate larger disparities.

Dun & Bradstreet (D&B). D&B is the leading global provider of lists of business establishments and other business information for specific industries and specific geographical areas (for details, see www.dnb.com).

Employer firms. Employer firms are firms with paid employees other than the business owner and family members.

Enterprise. An enterprise is an economic unit that could be a for-profit business or business establishment; not-for-profit organization; or public sector organization.

Establishment. See “business establishment.”

Federal Aviation Administration (FAA). The FAA is an agency of the United States Department of Transportation that serves as the national aviation authority of the United States. The FAA has authority to regulate and oversee all aspects of civil aviation in the United States.

Federal DBE Program. The Federal DBE Program was established by the United States Department of Transportation after enactment of the Transportation Equity Act for the 21st Century (TEA-21) as amended in 1998. Regulations for the Federal DBE Program are set forth in 49 CFR Part 26.

Firm. See “business.”

Federally-funded contract. A federally-funded contract is any contract or project funded in whole or in part with United States Department of Transportation financial assistance, including loans. As used in this study, it is synonymous with “USDOT-funded contract” or “FAA-funded contract.”

Industry. An industry is a broad classification for businesses providing related goods or services.

Locally-funded contract. A locally-funded contract is any contract or project that is wholly funded with local, non-federal funds. Those contracts do not include United States Department of Transportation funds.

Majority-owned business. A majority-owned business is a for-profit business that is not owned and controlled by minorities or women (see definition of “minorities” below).

MBE. See “minority-owned business enterprise.”

Minorities. Minorities are individuals who belong to one of the racial/ethnic groups identified in the federal regulations in 49 CFR Part 26 as presumed to be socially and economically disadvantaged:

- Black Americans, which include persons having origins in any of the black racial groups of Africa;
- Hispanic Americans, which include persons of Mexican, Puerto Rican, Cuban, Dominican, Central or South American, or other Spanish or Portuguese culture or origin, regardless of race;
- Native Americans, which include persons who are American Indians, Eskimos, Aleuts, or Native Hawaiians;
- Asian-Pacific Americans, which include persons whose origins are from Japan, China, Taiwan, Korea, Burma (Myanmar), Vietnam, Laos, Cambodia (Kampuchea), Thailand, Malaysia, Indonesia, the Philippines, Brunei, Samoa, Guam, Hong Kong, and other countries and territories in the Pacific; and
- Subcontinent Asian Americans, which include persons having origins in India, Pakistan, Bangladesh, Bhutan, the Maldives Islands, Nepal, or Sri Lanka.

Minority-owned business enterprise (MBE). An MBE is a business with at least 51 percent ownership and control by minorities. Minority groups are defined according to federal regulations, as outlined in 49 CFR Part 26, Section 26.5. For purposes of this study, a business need not be certified by the Washington State Office of Minority and Women's Business Enterprises to be counted as an MBE. Businesses owned by minority women are also counted as MBEs in this study.

North American Industry Classification System (NAICS) codes. NAICS codes identify the primary lines of business of a business enterprise. For details, see <http://www.census.gov/epcd/www/naics.html>.

Non-DBEs. Non-DBEs are businesses that are not certified as DBEs, regardless of the race/ethnicity or gender of the owner.

Non-response bias. Non-response bias occurs when the observed responses to a survey question differ in systematic ways from what would have been obtained if all individuals in a population, including non-respondents, had answered the question.

Owned. Owned indicates at least 51 percent ownership of a company. For example, a "minority-owned" business is at least 51 percent owned by one or more minorities.

Port of Seattle (the Port). The Port owns and operates the Seattle-Tacoma International Airport. The Port also operates four public marinas and partners with other local agencies to build road and rail infrastructure throughout the Seattle Metropolitan Area.

Potential DBE. A potential DBE is a minority- or women-owned business enterprise that is DBE-certified or appears that it could be DBE-certified (regardless of actual DBE certification) based on revenue requirements specified as part of the Federal DBE Program.

Prime consultant. A prime consultant is a professional services firm that performed a prime contract for an end user, such as the Port.

Prime contract. A prime contract is a contract between a prime contractor or a prime consultant and an end user, such as the Port.

Prime contractor. A prime contractor is a construction firm that performed a prime contract for an end user, such as the Port.

Project. A project refers to a construction or professional services endeavor that the Port bid out during the study period. A project could include one or multiple prime contracts and corresponding subcontracts.

Race-and gender-conscious measures. Race-and gender-conscious measures are contracting measures that are specifically designed to increase the participation of DBEs and MBE/WBEs. They apply to businesses owned by certain racial/ethnic groups but not others or to businesses owned by women but not men. A DBE contract goal is one example of a race- and gender-conscious measure. Note that the term is more accurately "race-, ethnicity-, and gender-

conscious measures.” However, for ease of communication, the study team uses the term “race- and gender-conscious measures.”

Race- and gender-neutral measures. Race- and gender-neutral measures are measures that are designed to remove potential barriers for all businesses attempting to do work with the agency or measures specifically designed to increase the participation of small or emerging businesses, regardless of the race/ethnicity or gender of ownership. Race- and gender-neutral measures may include assistance in overcoming bonding and financing obstacles; simplifying bidding procedures; providing technical assistance; establishing programs to assist start-up firms; and other methods open to all businesses regardless of race or gender of ownership. Note that the term is more accurately “race-, ethnicity-, and gender-neutral measures.” However, for ease of communication, the study team uses the term to “race- and gender-neutral measures.”

Relevant geographic market area. The relevant geographic market area is the geographic area in which the businesses to which the Port awards most of its contracting dollars are located. The relevant geographic market area is also referred to as the “local marketplace.” Case law related to MBE/WBE programs requires disparity analyses to focus on the “relevant geographic market area.” The relevant geographic market area for the Port includes King, Pierce, and Snohomish counties.

Small business enterprise (SBE). A SBE is a business of small size (based on number of employees) or with small revenue relative to other businesses in the industry. SBE does not necessarily mean that the business is certified as a small business enterprise.

Small Business Administration (SBA). The SBA refers to the United States Small Business Administration, which is an independent agency of the United States government.

Statistically significant difference. A statistically significant difference refers to a quantitative difference for which there is a 0.95 probability that chance can be correctly rejected as a reasonable explanation for the difference (meaning that there is a 0.05 probability that chance in the sampling process could correctly account for the difference).

Subconsultant. A subconsultant is a professional services firm that performed services for a prime consultant as part of a larger contract.

Subcontract. A subcontract is a contract between a prime contractor or prime consultant and another business selling goods or services to the prime contractor or prime consultant as part of a larger contract.

Subcontractor. A subcontractor is a construction firm that performed services for a prime contractor as part of a larger contract.

United States Departments of Transportation (USDOT). USDOT refers to the United States Department of Transportation, which includes the FAA.

Utilization. Utilization refers to the percentage of total contracting dollars of a particular work type that went to a specific group of businesses (e.g., DBEs).

Washington State Office of Minority and Women's Business Enterprises (OMWBE).

OMWBE is the State of Washington's Unified Certified Authority for DBE certification. OMWBE is responsible for certifying eligible businesses and maintains a statewide electronic directory of certified DBEs in Washington. OMWBE also has statewide responsibility for certifying businesses as MBEs and WBEs. For details, see <http://www.omwbe.wa.gov>.

WBE. See "women-owned business."

Women-owned business enterprise (WBE). A WBE is a business with at least 51 percent ownership and control by non-minority women. For this study, a business need not be certified by OMWBE to be considered a WBE. Businesses owned and controlled by minority women are counted as MBEs in this study.

HOLLAND & KNIGHT LLP

APPENDIX B

**PRIVILEGED AND CONFIDENTIAL
ATTORNEY-CLIENT PRIVILEGE
ATTORNEY WORK PRODUCT
NOT FOR PUBLIC DISSEMINATION**

**CONFIDENTIAL
FINAL REPORT**

PORT OF SEATTLE, WASHINGTON

**REPORT ON LEGAL FRAMEWORK
AND ANALYSIS**

**Keith M. Wiener
Partner**

**Holland & Knight LLP
One Atlantic Center
1201 West Peachtree Street, N.E.
Suite 2000
Atlanta, Georgia 30309-3473
(404) 817-8515**

Table of Contents

TABLE OF CONTENTS.....	I
APPENDIX B REPORT ON LEGAL ANALYSIS.....	1
A. Introduction.....	1
B. U.S. Supreme Court Cases.....	4
1. <i>City of Richmond v. J.A. Croson Co.</i> , 488 U.S. 469 (1989).....	4
2. <i>Adarand Constructors, Inc. v. Peña</i> (“Adarand I”), 515 U.S. 200 (1995).....	5
C. The Legal Framework Applied to the Federal DBE Program and State and Local Government MBE/WBE Programs.....	6
1. The Federal DBE Program.....	6
2. Strict Scrutiny Analysis.....	12
3. Intermediate Scrutiny Analysis.....	22
4. Washington State Civil Rights Act: RCW 49.60.400.....	23
5. Pending Cases (at the time of this report).....	23
D. Recent Decisions Involving the Federal DBE Program and State or Local Government MBE/WBE Programs In The Ninth Circuit.....	28
1. <i>Associated General Contractors of America, San Diego Chapter, Inc. v. California Department of Transportation, et al.</i> , 713 F.3d 1187 (9 th Cir. April 16, 2013).....	28
2. <i>Associated General Contractors of America, San Diego Chapter, Inc. v. California Department of Transportation, et al.</i> , U.S.D.C., E.D. Cal. Civil Action No. S-09-1622, Slip Opinion (E.D. Cal. April 20, 2011), <i>appeal dismissed based on standing, on other grounds Ninth Circuit held Caltrans’ DBE Program constitutional, Associated General Contractors of America, San Diego Chapter, Inc. v. California Department of Transportation, et al.</i> , 713 F.3d 1187 (9 th Cir. April 16, 2013).....	35
3. <i>Western States Paving Co. v. Washington State DOT</i> , 407 F.3d 983 (9 th Cir. 2005), <i>cert. denied</i> , 546 U.S. 1170 (2006).....	37
4. <i>Western States Paving Co. v. Washington DOT, US DOT & FHWA</i> , 2006 WL 1734163 (W.D. Wash. June 23, 2006) (unpublished opinion).....	42
5. <i>M.K. Weeden Construction v. State of Montana, Montana Department of Transportation, et al.</i> , 2013 WL 4774517 (D. Mont.) (September 4, 2013).....	43
6. <i>Monterey Mechanical v. Wilson</i> , 125 F.3d 702 (9 th Cir. 1997).....	46
7. <i>Associated Gen. Contractors of California, Inc. v. Coalition for Econ. Equity</i> (“AGCC”), 950 F.2d 1401 (9 th Cir. 1991).....	47
8. <i>Coral Construction Co. v. King County</i> , 941 F.2d 910 (9 th Cir. 1991).....	50
E. Recent Decisions Involving the Federal DBE Program and its Implementation in Other Jurisdictions.....	54
1. <i>Northern Contracting, Inc. v. Illinois</i> , 473 F.3d 715 (7 th Cir. 2007).....	54
2. <i>Northern Contracting, Inc. v. Illinois</i> , 2005 WL 2230195 (N.D. Ill. Sept. 8, 2005), <i>aff’d</i> 473 F.3d 715 (7 th Cir. 2007).....	56
3. <i>Northern Contracting, Inc. v. State of Illinois, Illinois DOT, and USDOT</i> , 2004 WL 422704 (N.D. Ill. March 3, 2004).....	61

4.	<i>Sherbrooke Turf, Inc. v. Minnesota DOT, and Gross Seed Company v. Nebraska Department of Road</i> , 345 F.3d 964 (8 th Cir. 2003), <i>cert. denied</i> , 541 U.S. 1041 (2004)	64
5.	<i>Sherbrooke Turf, Inc. v. Minnesota DOT</i> , 2001 WL 1502841, No. 00-CV-1026 (D. Minn. 2001) (unpublished opinion), <i>aff'd</i> 345 F.3d 964 (8 th Cir. 2003).....	67
6.	<i>Gross Seed Co. v. Nebraska Department of Roads</i> , Civil Action File No. 4:00CV3073 (D. Neb. May 6, 2002), <i>aff'd</i> 345 F.3d 964 (8 th Cir. 2003).....	68
7.	<i>Adarand Constructors, Inc. v. Slater</i> , 228 F.3d 1147 (10 th Cir. 2000) <i>cert. granted then dismissed as improvidently granted sub nom. Adarand Constructors, Inc. v. Mineta</i> , 532 U.S. 941, 534 U.S. 103 (2001).....	69
8.	<i>Geod Corporation v. New Jersey Transit Corporation, et. al.</i> , 746 F. Supp.2d 642, 2010 WL 4193051 (D. N. J. October 19, 2010).....	70
9.	<i>Geod Corporation v. New Jersey Transit Corporation, et. seq.</i> 678 F.Supp.2d 276, 2009 WL 2595607 (D.N.J. August 20, 2009).....	76
10.	<i>South Florida Chapter of the Associated General Contractors v. Broward County, Florida</i> , 544 F. Supp.2d 1336 (S.D. Fla. 2008)	79
11.	<i>Klaver Construction, Inc. v. Kansas DOT</i> , 211 F. Supp.2d 1296 (D. Kan. 2002).....	82
F.	Recent Decisions Involving State or Local Government MBE/WBE Programs in Other Jurisdictions	83
	<i>Recent Decisions in Federal Circuit Courts of Appeal</i>	83
1.	<i>H. B. Rowe Co., Inc. v. W. Lyndo Tippet, NCDOT, et al.</i> , 615 F.3d 233 (4 th Cir. 2010)	83
2.	<i>Jana-Rock Construction, Inc. v. New York State Dept. of Economic Development</i> , 438 F.3d 195 (2 ^d Cir. 2006).....	94
3.	<i>Rapid Test Prods., Inc. v. Durham Sch. Servs., Inc.</i> , 460 F.3d 859 (7 th Cir. 2006)	95
4.	<i>Virdi v. DeKalb County School District</i> , 135 Fed. Appx. 262, 2005 WL 138942 (11 th Cir. 2005) (unpublished opinion).....	96
5.	<i>Concrete Works of Colorado, Inc. v. City and County of Denver</i> , 321 F.3d 950 (10 th Cir. 2003), <i>cert. denied</i> , 540 U.S. 1027, 124 S. Ct. 556 (2003) (Scalia, Justice with whom the Chief Justice Rehnquist, joined, dissenting from the denial of certiorari).....	98
6.	<i>Kornhass Construction, Inc. v. State of Oklahoma, Department of Central Services</i> , 140 F.Supp.2d 1232 (W.D. OK. 2001)	110
7.	<i>In re City of Memphis</i> , 293 F.3d 345 (6 th Cir. 2002).....	115
8.	<i>Builders Ass'n of Greater Chicago v. County of Cook</i> , Chicago, 256 F.3d 642 (7 th Cir. 2001)	115
9.	<i>Associated Gen. Contractors v. Drabik</i> , 214 F.3d 730 (6 th Cir. 2000), <i>affirming</i> Case No. C2-98-943, 998 WL 812241 (S.D. Ohio 1998).....	117
10.	<i>W.H. Scott Constr. Co. v. City of Jackson</i> , 199 F.3d 206 (5 th Cir. 1999)	118
11.	<i>Eng'g Contractors Ass'n of S. Florida v. Metro. Dade County</i> , 122 F.3d 895 (11 th Cir. 1997)	118
	Recent District Court Decisions	130
12.	<i>H.B. Rowe Corp., Inc. v. W. Lyndo Tippet, North Carolina DOT, et al.</i> , 589 F. Supp.2d 587 (E.D.N.C. 2008), <i>affirmed in part, reversed in part, and remanded</i> , 615 F.3d 233 (4 th Cir. 2010)	130
13.	<i>Thomas v. City of Saint Paul</i> , 526 F. Supp.2d 959 (D. Minn 2007), <i>affirmed</i> , 321 Fed. Appx. 541, 2009 WL 777932 (8 th Cir. March 26, 2009) (unpublished opinion), <i>cert. denied</i> , 130 S.Ct. 408 (2009).....	135

14.	<i>Thompson Building Wrecking Co. v. Augusta, Georgia</i> , No. 1:07CV019, 2007 WL 926153 (S.D. Ga. Mar. 14, 2007)(Slip. Op.)	137
15.	<i>Hershell Gill Consulting Engineers, Inc. v. Miami-Dade County</i> , 333 F. Supp.2d 1305 (S.D. Fla. 2004)	139
16.	<i>Florida A.G.C. Council, Inc. v. State of Florida</i> , 303 F. Supp.2d 1307 (N.D. Fla. 2004).....	143
17.	<i>The Builders Ass’n of Greater Chicago v. The City of Chicago</i> , 298 F. Supp.2d 725 (N.D. Ill. 2003).....	145
18.	<i>Associated Utility Contractors of Maryland, Inc. v. Mayor and City Council of Baltimore</i> , 218 F. Supp.2d 749 (D. Md. 2002).....	146
19.	<i>Associated Utility Contractors of Maryland, Inc. v. The Mayor and City Council of Baltimore</i> , 83 F. Supp.2d 613 (D. Md. 2000)	147
20.	<i>Webster v. Fulton County</i> , 51 F. Supp.2d 1354 (N.D. Ga. 1999), <i>aff’d per curiam</i> 218 F.3d 1267 (11th Cir. 2000).....	147
21.	<i>Associated Gen. Contractors v. Drabik</i> , 50 F. Supp.2d 741 (S.D. Ohio 1999).....	150
22.	<i>Phillips & Jordan, Inc. v. Watts</i> , 13 F. Supp.2d 1308 (N.D. Fla. 1998)	151
G.	Recent Decisions and Authorities Involving Federal Procurement That May Impact DBE and MBE/WBE Programs	152
1.	<i>Rothe Development Corp. v. U.S. Department of Defense, et al.</i> , 545 F.3d 1023 (Fed. Cir. 2008)	152
2.	<i>DynaLantic Corp. v. United States Dept. of Defense, et al.</i> , 885 F.Supp.2d 237, 2012 WL 3356813 (D.D.C. Aug. 15, 2012), <i>appeal pending</i> , United States Court of Appeals for the District of Columbia, Docket Number 12-5330.....	161
3.	<i>DynaLantic Corp. v. United States Dept. of Defense, et al.</i> , 503 F. Supp.2d 262 (D.D.C. 2007)	169
4.	“Federal Procurement After Adarand” (USCCR Report September, 2005)	171

APPENDIX B.

Report on Legal Analysis

A. Introduction

In this section Holland & Knight LLP analyzes recent cases regarding the Transportation Equity Act for the 21st Century (TEA-21) as amended and reauthorized ("MAP-21," "SAFETEA" and "SAFETEA-LU"),¹ and the United States Department of Transportation ("USDOT" or "DOT") regulations promulgated to implement TEA-21 known as the Federal Disadvantaged Business Enterprise ("DBE") Program,² and local minority and women-owned business enterprise ("MBE/WBE") programs to provide a summary of the legal framework for the disparity study as applicable to Port of Seattle, Washington.

This section begins with a review of the landmark United States Supreme Court decision in *City of Richmond v. J.A. Croson*.³ *Croson* sets forth the strict scrutiny constitutional analysis applicable in the legal framework for conducting a disparity study. This section also notes the United States Supreme Court decision in *Adarand Constructors, Inc. v. Peña*,⁴ ("*Adarand I*"), which applied the strict scrutiny analysis set forth in *Croson* to federal programs that provide federal assistance to a recipient of federal funds. The Supreme Court's decisions in *Adarand I* and *Croson*, and subsequent cases and authorities provide the basis for the legal analysis in connection with Port of Seattle, Washington's participation in the Federal DBE Program.

The legal framework then analyzes and reviews significant recent court decisions that have followed, interpreted, and applied *Croson* and *Adarand I* to the present and that are applicable to Port of Seattle, Washington's disparity study and the strict scrutiny analysis. In particular, this analysis reviews the Ninth Circuit decisions in *Associated General Contractors of America, San Diego Chapter, Inc. v. California Department of Transportation ("Caltrans"), et al.*⁵ and *Western States Paving Co. v. Washington State DOT*.⁶

In *Associated General Contractors of America, San Diego Chapter, Inc. v. California Department of Transportation ("Caltrans"), et al.*, ("*AGC, SDC v. Caltrans*"), which is the most recent significant decision, the Ninth Circuit upheld the validity of the state DOT's implementation of the Federal DBE Program. In *Western States Paving*, the Ninth Circuit upheld the validity of the Federal DBE Program, but held that mere compliance with the Federal DBE Program by state recipients of

¹ Moving Ahead for Progress in the 21st Century Act ("MAP-21"), Pub L. 112-141, H.R. 4348, § 1101(b), July 6, 2012, 126 Stat. 405.; preceded by Pub L. 109-59, Title I, § 1101(b), August 10, 2005, 119 Stat. 1156; preceded by Pub L. 105-178, Title I, § 1101(b), June 9, 1998, 112 Stat. 107.

² 49 CFR Part 26 (Participation by Disadvantaged Business Enterprises in Department of Transportation Financial Assistance Programs ("Federal DBE Program").

³ *City of Richmond v. J.A. Croson*, 488 U.S. 469 (1989).

⁴ *Adarand Constructors, Inc. v. Peña*, 515 U.S. 200 (1995).

⁵ *Associated General Contractors of America, San Diego Chapter, Inc. v. California Department of Transportation, et al.*, 713 F.3d 1187 (9th Cir. April 16, 2013) (*AGC, SDC v. Caltrans*).

⁶ *Western States Paving Co. v. Washington State DOT*, 407 F.3d 983 (9th Cir. 2005), *cert. denied*, 546 U.S. 1170 (2006).

federal funds, absent independent and sufficient state-specific evidence of discrimination in the state's transportation contracting industry marketplace, did not satisfy the strict scrutiny analysis.

In addition, the analysis reviews other recent federal cases that have considered the validity of the Federal DBE Program and a state government agency's or recipient's implementation of the DBE program, including *Northern Contracting, Inc. v. Illinois DOT*,⁷ *Sherbrooke Turf, Inc. v. Minn DOT* and *Gross Seed v. Nebraska Department of Roads*,⁸ *Adarand Construction, Inc. v. Slater*⁹ ("*Adarand VII*"), *Geod Corporation v. New Jersey Transit Corporation*¹⁰, and *South Florida Chapter of the A.G.C. v. Broward County, Florida*.¹¹

The analyses of *AGC, SDC v. Caltrans*, *Western States Paving*, and these other recent cases are instructive to a recipient of federal funds and the disparity study because they are the most recent and significant decisions by federal courts setting forth the legal framework applied to the Federal DBE Program and its implementation by recipients of federal financial assistance governed by 49 CFR Part 26.¹² They also are applicable in terms of the preparation of their DBE Program by recipients of federal funds submitted in compliance with the Federal DBE regulations.

Following *Western States Paving*, it is noteworthy that the USDOT, in particular for agencies in states in the Ninth Circuit Court of Appeals, recommended the use of disparity studies by recipients of Federal financial assistance to examine whether or not there is evidence of discrimination and its effects, and how remedies might be narrowly tailored in developing their DBE Program to comply with the Federal DBE Program.¹³ The USDOT suggests consideration of both statistical and anecdotal evidence. The USDOT instructs that recipients should ascertain evidence for discrimination and its effects separately for each group presumed to be disadvantaged in 49 CFR Part 26.¹⁴ The USDOT's Guidance provides that recipients should consider evidence of discrimination and its effects.¹⁵ The USDOT's Guidance is recognized by the federal regulations as "valid and binding, and constitutes the official position of the Department of Transportation"¹⁶ for states in the Ninth Circuit.

⁷ 473 F.3d 715 (7th Cir. 2007).

⁸ 345 F.3d 964 (8th Cir. 2003), *cert. denied*, 541 U.S. 1041 (2004).

⁹ 228 F.3d 1147 (10th Cir. 2000) ("*Adarand VII*").

¹⁰ 766 F. Supp.2d 642, (D. N.J. 2010).

¹¹ 544 F. Supp.2d 1336 (S.D. Fla. 2008).

¹² See *AGC, SDC v. Caltrans*, 713 F.3d 1187 (9th Cir. 2013); *Northern Contracting, Inc. v. Illinois DOT*, 473 F.3d 715 (7th Cir. 2007); *Western States Paving*, 407 F.3d 983 (9th Cir. 2005); *Sherbrooke Turf, Inc. v. Minn. DOT*, 345 F.3d 964 (8th Cir. 2003), *cert. denied*, 541 U.S. 1041 (2004); *Adarand Constructors, Inc. v. Slater*, 228 F.3d 1147 (10th Cir. 2000) ("*Adarand VII*").

¹³ Questions and Answers Concerning Response to *Western States Paving Company v. Washington State Department of Transportation* (January 2006) [hereinafter USDOT Guidance], available at 71 Fed. Reg. 14,775 and http://www.fhwa.dot.gov/civilrights/dbe_memo_a5.htm; see 49 CFR § 26.9; see also 49 C.F.R. Section 26.45.

¹⁴ DOT Guidance, available at http://www.fhwa.dot.gov/civilrights/dbe_memo_a5.htm (January 2006)

¹⁵ *Id.*

¹⁶ *Id.*, 49 C.F.R. § 26.9.

In *Western States Paving*, the United States intervened to defend the Federal DBE Program's facial constitutionality, and, according to the Court, stated "that [the Federal DBE Program's] race conscious measures can be constitutionally applied only in those states where the effects of discrimination are present."¹⁷ Accordingly, the USDOT has advised federal aid recipients that any use of race-conscious measures must be predicated on evidence that the recipient has concerning discrimination or its effects within the local transportation contracting marketplace.¹⁸

Most recently in the Ninth Circuit, the Ninth Circuit Court of Appeals in *AGC, SDC v. Caltrans* (April 2013), and the United States District Court for the Eastern District of California in *AGC, SDC v. Caltrans* (2011), which are fully discussed below, held that Caltrans' current implementation of the Federal DBE Program is constitutional.¹⁹ The Ninth Circuit held that Caltrans' DBE Program implementing the Federal DBE Program was constitutional and survived strict scrutiny by: (1) having a strong basis in evidence of discrimination within the California transportation contracting industry based in substantial part on the evidence from the Disparity Study conducted for Caltrans; and (2) being "narrowly tailored" to benefit only those groups that have actually suffered discrimination.

The District Court had held that the "Caltrans DBE Program is based on substantial statistical and anecdotal evidence of discrimination in the California contracting industry," satisfied the strict scrutiny standard, and is "clearly constitutional" and "narrowly tailored" under *Western States Paving* and the Supreme Court cases.²⁰

¹⁷ *Western States Paving*, 407 F.3d at 996; see also Br. for the United States, at 28 (April 19, 2004).

¹⁸ DOT Guidance, available at 71 Fed. Reg. 14,775 and http://www.fhwa.dot.gov/civilrights/dbe_memo_a5.htm (January 2006).

¹⁹ *Associated General Contractors of America, San Diego Chapter, Inc. v. California DOT (Caltrans)*, 713 F. 3d 1187 (9th Cir. April 16, 2013); *Associated General Contractor of America, San Diego Chapter, Inc. v. California DOT (Caltrans)*, U.S.D.C. E.D. Cal., Civil Action No.S:09-cv-01622, Slip Opinion (E.D. Cal. April 20, 2011), *appeal dismissed based on standing, on other grounds Ninth Circuit held Caltrans' DBE Program constitutional, Associated General Contractors of America, San Diego Chapter, Inc. v. California DOT (Caltrans), et al.*, 713 F. 3d 1187 (9th Cir. April 16, 2013).

²⁰ *Id.*, *Associated General Contractors of America, San Diego Chapter, Inc. v. California DOT (Caltrans)*, Slip Opinion (E.D. Cal. April 20, 2011), Transcript of U.S. District Court, Eastern Division of California, at 42-56.

B. U.S. Supreme Court Cases

1. *City of Richmond v. J.A. Croson Co.*, 488 U.S. 469 (1989)

In *Croson*, the U.S. Supreme Court struck down the City of Richmond's "set-aside" program as unconstitutional because it did not satisfy the strict scrutiny analysis applied to "race-based" governmental programs. J.A. Croson Co. ("Croson") challenged the City of Richmond's minority contracting preference plan, which required prime contractors to subcontract at least 30 percent of the dollar amount of contracts to one or more Minority Business Enterprises ("MBE"). In enacting the plan, the City cited past discrimination and an intent to increase minority business participation in construction projects as motivating factors.

The Supreme Court held the City of Richmond's "set-aside" action plan violated the Equal Protection Clause of the Fourteenth Amendment. The Court applied the "strict scrutiny" standard, generally applicable to any race-based classification, which requires a governmental entity to have a "compelling governmental interest" in remedying past identified discrimination and that any program adopted by a local or state government must be "narrowly tailored" to achieve the goal of remedying the identified discrimination.

The Court determined that the plan neither served a "compelling governmental interest" nor offered a "narrowly tailored" remedy to past discrimination. The Court found no "compelling governmental interest" because the City had not provided "a strong basis in evidence for its conclusion that [race-based] remedial action was necessary." The Court held the City presented no direct evidence of any race discrimination on its part in awarding construction contracts or any evidence that the City's prime contractors had discriminated against minority-owned subcontractors. The Court also found there were only generalized allegations of societal and industry discrimination coupled with positive legislative motives. The Court concluded that this was insufficient evidence to demonstrate a compelling interest in awarding public contracts on the basis of race.

Similarly, the Court held the City failed to demonstrate that the plan was "narrowly tailored" for several reasons, including because there did not appear to have been any consideration of race-neutral means to increase minority business participation in city contracting, and because of the over inclusiveness of certain minorities in the "preference" program (for example, Aleuts) without any evidence they suffered discrimination in Richmond.

The Court further found "if the City could show that it had essentially become a 'passive participant' in a system of racial exclusion practiced by elements of the local construction industry, ... [i]t could take affirmative steps to dismantle such a system." The Court held that "[w]here there is a significant statistical disparity between the number of qualified minority contractors willing and able to perform a particular service and the number of such contractors actually engaged by the locality or the locality's prime contractors, an inference of discriminatory exclusion could arise." The Supreme Court noted that it did not intend its decision to preclude a state or local government from "taking action to rectify the effects of identified discrimination within its jurisdiction."

2. *Adarand Constructors, Inc. v. Peña* (“*Adarand I*”), 515 U.S. 200 (1995)

In *Adarand I*, the U.S. Supreme Court extended the holding in *Croson* and ruled that all federal government programs that use racial or ethnic criteria as factors in procurement decisions must pass a test of strict scrutiny in order to survive constitutional muster. The cases interpreting *Adarand I* are the most recent and significant decisions by federal courts setting forth the legal framework for disparity studies as well as the predicate to satisfy the constitutional strict scrutiny standard of review, which applies to the implementation of the Federal DBE Program by recipients of federal funds.

C. The Legal Framework Applied to the Federal DBE Program and State and Local Government MBE/WBE Programs

The following provides an analysis for the legal framework focusing on recent key cases regarding the Federal DBE Program and state and local MBE/WBE programs, and their implications for a disparity study. The recent decisions involving the Federal DBE Program are instructive to Port of Seattle, Washington and the disparity study because they concern the strict scrutiny analysis and legal framework in this area, and implementation of the DBE Program by recipients of federal financial assistance (like Port of Seattle, Washington) based on 49 C.F.R. Part 26.

1. The Federal DBE Program

After the *Adarand* decision, the U.S. Department of Justice in 1996 conducted a study of evidence on the issue of discrimination in government construction procurement contracts, which Congress relied upon as documenting a compelling governmental interest to have a federal program to remedy the effects of current and past discrimination in the transportation contracting industry for federally-funded contracts.²¹ Subsequently, in 1998, Congress passed the Transportation Equity Act for the 21st Century ("TEA-21"), which authorized the United States Department of Transportation to expend funds for federal highway programs for 1998 - 2003. Pub.L. 105-178, Title I, § 1101(b), 112 Stat. 107, 113 (1998). The USDOT promulgated new regulations in 1999 contained at 49 C.F.R. Part 26 to establish the current Federal DBE Program. The TEA-21 was subsequently extended in 2003, 2005 and 2012. The reauthorization of TEA-21 in 2005 was for a five year period from 2005 to 2009. Pub.L. 109-59, Title I, § 1101(b), August 10, 2005, 119 Stat. 1153-57 ("SAFETEA"). In July 2012, Congress passed the Moving Ahead for Progress in the 21st Century Act ("MAP-21").²²

The Federal DBE Program as amended changed certain requirements for federal aid recipients and accordingly changed how recipients of federal funds implemented the Federal DBE Program for federally-assisted contracts. The federal government determined that there is a compelling governmental interest for race- and gender-based programs at the national level, and that the program is narrowly tailored because of the federal regulations, including the flexibility in implementation provided to individual federal aid recipients by the regulations. State and local governments are not required to implement race- and gender-based measures where they are not necessary to achieve DBE goals and those goals may be achieved by race- and gender-neutral measures.²³

The Federal DBE Program established responsibility for implementing the DBE Program to state and local government recipients of federal funds. A recipient of federal financial assistance must set an annual DBE goal specific to conditions in the relevant marketplace. Even though an overall annual 10 percent aspirational goal applies at the federal level, it does not affect the goals established by individual state or local governmental recipients. The Federal DBE Program

²¹ Appendix-*The Compelling Interest for Affirmative Action in Federal Procurement*, 61 Fed. Reg. 26,050, 26,051-63 & nn. 1-136 (May 23, 1996) (hereinafter "The Compelling Interest"); see *Adarand VII*, 228 F.3d at 1167-1176, citing *The Compelling Interest*.

²² Pub L. 112-141, H.R. 4348, § 1101(b), July 6, 2012, 126 Stat 405.

²³ 49 C.F.R. § 26.51.

outlines certain steps a state or local government recipient can follow in establishing a goal, and USDOT considers and must approve the goal and the recipient's DBE program. The implementation of the Federal DBE Program is substantially in the hands of the state or local government recipient and is set forth in detail in the federal regulations, including 49 C.F.R. § 26.45.

Provided in 49 C.F.R. § 26.45 are instructions as to how recipients of federal funds should set the overall goals for their DBE programs. In summary, the recipient establishes a base figure for relative availability of DBEs.²⁴ This is accomplished by determining the relative number of ready, willing, and able DBEs in the recipient's market.²⁵ Second, the recipient must determine an appropriate adjustment, if any, to the base figure to arrive at the overall goal.²⁶ There are many types of evidence considered when determining if an adjustment is appropriate, according to 49 C.F.R. § 26.45(d). These include, among other types, the current capacity of DBEs to perform work on the recipient's contracts as measured by the volume of work DBEs have performed in recent years. If available, recipients consider evidence from related fields that affect the opportunities for DBEs to form, grow, and compete, such as statistical disparities between the ability of DBEs to obtain financing, bonding, and insurance, as well as data on employment, education, and training.²⁷ This process, based on the federal regulations, aims to establish a goal that reflects a determination of the level of DBE participation one would expect absent the effects of discrimination.²⁸

Further, the Federal DBE Program requires state and local government recipients of federal funds to assess how much of the DBE goal can be met through race- and gender-neutral efforts and what percentage, if any, should be met through race- and gender-based efforts.²⁹

A state or local government recipient is responsible for seriously considering and determining race- and gender-neutral measures that can be implemented.³⁰ A recipient of federal funds must establish a contract clause requiring prime contractors to promptly pay subcontractors in the Federal DBE Program (42 C.F.R. § 26.29). The Federal DBE Program also established certain record-keeping requirements, including maintaining a bidders list containing data on contractors and subcontractors seeking federally-assisted contracts from the agency (42 C.F.R. § 26.11). There are multiple administrative requirements that recipients must comply with in accordance with the regulations.³¹

Federal aid recipients are to certify DBEs according to their race/gender, size, net worth and other factors related to defining an economically and socially disadvantaged business as outlined in 49 C.F.R. §§ 26.61-26.73.

²⁴ 49 C.F.R. § 26.45(a), (b), (c).

²⁵ *Id.*

²⁶ *Id.* at § 26.45(d).

²⁷ *Id.*

²⁸ 49 C.F.R. § 26.45(b)-(d).

²⁹ 49 C.F.R. § 26.51.

³⁰ 49 C.F.R. § 26.51(b).

³¹ 49 C.F.R. §§ 26.21-26.37.

MAP-21 (July 2012).

In the 2012 Moving Ahead for Progress in the 21st Century Act (MAP-21), Congress provides "Findings" that "discrimination and related barriers" "merit the continuation of the" Federal DBE Program.³² In MAP-21, Congress specifically finds as follows:

"(A) while significant progress has occurred due to the establishment of the disadvantaged business enterprise program, discrimination and related barriers continue to pose significant obstacles for minority- and women-owned businesses seeking to do business in federally-assisted surface transportation markets across the United States;

(B) the continuing barriers described in subparagraph (A) merit the continuation of the disadvantaged business enterprise program;

(C) Congress has received and reviewed testimony and documentation of race and gender discrimination from numerous sources, including congressional hearings and roundtables, scientific reports, reports issued by public and private agencies, news stories, reports of discrimination by organizations and individuals, and discrimination lawsuits, which show that race- and gender-neutral efforts alone are insufficient to address the problem;

(D) the testimony and documentation described in subparagraph (C) demonstrate that discrimination across the United States poses a barrier to full and fair participation in surface transportation-related businesses of women business owners and minority business owners and has impacted firm development and many aspects of surface transportation-related business in the public and private markets; and

(E) the testimony and documentation described in subparagraph (C) provide a strong basis that there is a compelling need for the continuation of the disadvantaged business enterprise program to address race and gender discrimination in surface transportation-related business."³³

Thus, Congress in MAP-21 determined based on testimony and documentation of race and gender discrimination that there is "a compelling need for the continuation of the" Federal DBE Program.³⁴

U.S. DOT Final Rule, 76 Fed. Reg. 5083 (January 28, 2011).

The United States Department of Transportation promulgated a new Final Rule on January 28, 2011, effective February 28, 2011, 76 Fed. Reg. 5083 (January 28, 2011) ("Final Rule") amending the Federal DBE Program at 49 C.F.R. Part 26. According to the United States DOT, the Rule increases accountability for recipients with respect to meeting overall goals, modifies and

³² Pub L. 112-141, H.R. 4348, § 1101(b), July 6, 2012, 126 Stat 405.

³³ Pub L. 112-141, H.R. 4348, § 1101(b), July 6, 2012, 126 Stat 405.

³⁴ *Id.*

updates certification requirements, adjusts the personal net worth threshold for inflation to \$1.32 million dollars, provides for expedited interstate certification, adds provisions to foster small business participation, provides for additional post-award oversight and monitoring, and addresses other matters.³⁵

In particular, the Final Rule provides that a recipient's DBE Program must include a monitoring and enforcement mechanism to ensure that work committed to DBEs at contract award or subsequently is actually performed by the DBEs to which the work was committed and that this mechanism must include a written certification that the recipient has reviewed contracting records and monitored work sites for this purpose.³⁶

In addition, the Final Rule adds a Section 26.39 to Subpart B to provide for fostering small business participation.³⁷ The recipient's DBE program must include an element to structure contracting requirements to facilitate competition by small business concerns, which must be submitted to the appropriate DOT operating administration for approval by February 28, 2012.³⁸ The new Final Rule provides a list of "strategies" that may be included as part of the small business program, including establishing a race-neutral small business set-aside for prime contracts under a stated amount; requiring bidders on prime contracts to specify elements or specific subcontracts that are of a size that small businesses, including DBEs, can reasonably perform; requiring the prime contractor to provide subcontracting opportunities of a size that small businesses, including DBEs, can reasonably perform; and to meet the portion of the recipient's overall goal it projects to meet through race-neutral measures, ensuring that a reasonable number of prime contracts are of a size that small businesses, including DBEs, can reasonably perform and other strategies.³⁹ The new Final Rule provides that actively implementing program elements to foster small business participation is a requirement of good faith implementation of the recipient's DBE program.⁴⁰

The Final Rule also provides that recipients must take certain specific actions if the awards and commitments shown on its Uniform Report of Awards or Commitments and Payments, at the end of any fiscal year, are less than the overall goal applicable to that fiscal year, in order to be regarded by the DOT as implementing its DBE program in good faith.⁴¹ The Final Rule sets out what action the recipient must take in order to be regarded as implementing its DBE program in good faith, including analyzing the reasons for the difference between the overall goal and its awards and commitments, establishing specific steps and milestones to correct the problems identified, and submitting at the end of the fiscal year a timely analysis and corrective actions to the appropriate operating administration for approval, and additional actions.⁴² The Final Rule provides a list of acts or omissions that DOT will regard the recipient as being in non-compliance

³⁵ 76 F.R. 5083-5101.

³⁶ See 49 C.F.R. § 26.37, 76 F.R. at 5097.

³⁷ 76 F.R. at 5097, January 28, 2011.

³⁸ *Id.*

³⁹ *Id.* at 5097, amending 49 C.F.R. § 26.39(b)(1)-(5).

⁴⁰ *Id.* at 5097, amending 49 C.F.R. § 26.39(c).

⁴¹ 76 F.R. at 5098, amending 49 C.F.R. § 26.47(c).

⁴² *Id.*, amending 49 C.F.R. § 26.47(c)(1)-(5).

for failing to implement its DBE program in good faith, including not submitting its analysis and corrective actions, disapproval of its analysis or corrective actions, or if it does not fully implement the corrective actions.⁴³

The Department states in the Final Rule with regard to disparity studies and in calculating goals, that it agrees “it is reasonable, in calculating goals and in doing disparity studies, to consider potential DBEs (*e.g.*, firms apparently owned and controlled by minorities or women that have not been certified under the DBE program) as well as certified DBEs. This is consistent with good practice in the field as well as with DOT guidance.”⁴⁴

The United States DOT in the Final Rule states that there is a continuing compelling need for the DBE program.⁴⁵ The DOT concludes that, as court decisions have noted, the DOT’s DBE regulations and the statutes authorizing them, “are supported by a compelling need to address discrimination and its effects.”⁴⁶ The DOT says that the “basis for the program has been established by Congress and applies on a nationwide basis...”, notes that both the House and Senate Federal Aviation Administration (“FAA”) Reauthorization Bills contained findings reaffirming the compelling need for the program, and references additional information presented to the House of Representatives in a March 26, 2009 hearing before the Transportation and Infrastructure Committee, and a Department of Justice document entitled “The Compelling Interest for Race- and Gender-Conscious Federal Contracting Programs: A Decade Later An Update to the May 23, 1996 Review of Barriers for Minority- and Women-Owned Businesses.”⁴⁷ This information, the DOT states, “confirms the continuing compelling need for race- and gender-conscious programs such as the DOT DBE program.”⁴⁸

Notice of Proposed Rulemaking (NPRM) for the Disadvantaged Business Enterprise: Program Implementation Modifications for 49 CFR Part 26 (September 6, 2012)

On September 6, 2012, the Department of Transportation published a Notice of Proposed Rulemaking (NPRM) entitled, “Disadvantaged Business Enterprise: Program Implementation Modifications” in the Federal Register at 77 Fed. Reg. 54952.⁴⁹ On October 25, 2012, the USDOT issued an extension of time for the Comment Period to comment on the NPRM, by extending the Comment Period until December 26, 2012.⁵⁰ On September 18, 2013, the USDOT issued a Notice of Reopening Comment Period and a Public Listening Session, which provides another extension of time for the Comment Period by extending the Comment Period until October 30, 2013.⁵¹

⁴³ *Id.*, amending 49 C.F.R. § 26.47(c)(5).

⁴⁴ 76 F.R. at 5092.

⁴⁵ 76 F.R. at 5095.

⁴⁶ 76 F.R. at 5095.

⁴⁷ *Id.*

⁴⁸ *Id.*

⁴⁹ 77 F.R. 54952-55024 (September 6, 2012).

⁵⁰ 77 F.R. 65164 (October 25, 2012).

⁵¹ 78 F.R. 57336 (September 18, 2013). At the time of this report, the public listening session was cancelled on October 9, 2013, subject to rescheduling, and the comment period may be extended based on when the U.S. DOT reschedules the listening session.

This Notice of Proposed Rulemaking proposes three categories of changes that the Department indicates will improve implementation of the DOT's Federal DBE Program. First, the NPRM proposes revisions to personal net worth, application, and reporting forms. Second, the NPRM proposes modifications to certification-related provisions of the rule. Third, the NPRM would modify several other provisions of the rule, including concerning such subjects as good faith efforts, transit vehicle manufacturers and counting of trucking companies.⁵²

The USDOT notes the DBE Program was recently reauthorized in the Moving Ahead for Progress in the 21st Century Act ("MAP-21"), Public Law 112-141 (enacted July 6, 2012), and that the Department believes this reauthorization is intended to maintain the status quo of the DBE Program and does not include any significant substantive changes to the Program.⁵³

The Notice of Proposed Rulemaking proposes changes to the Personal Net Worth Form and related requirements of 49 CFR 26.67; certification provisions at Section 26.65; what rules govern determinations of ownership at Section 26.69; what rules govern determinations concerning control at Section 26.71; what are other rules affecting certification at Section 26.73; what procedures do recipients follow in making certification decisions at Section 26.83; what rules govern recipients' denials of initial requests for certification at Section 26.86; what procedures does a recipient use to remove a DBE's eligibility at Section 26.87; summary suspension of certification at Section 26.88; and what is the process for certification appeals to the USDOT at Section 26.89.⁵⁴

In addition, other provisions that are proposed to be amended include: what are the objectives of this Part at Section 26.1; specific definitions at Section 26.5 adding eight new definitions for the following words or phrases: "assets;" "business, business concern, or business enterprise;" "contingent liability;" "days;" "immediate family member;" "liabilities;" "non-disadvantaged individual;" "principal place of business;" and "transit vehicle manufacturer (TVM)."⁵⁵

Also, additional provisions proposed to be amended include: what records do recipients keep and report at Section 26.11; who must have a DBE Program at Section 26.21; how are overall goals established for transit vehicle manufacturers at Section 26.49; what means do recipients use to meet overall goals at Section 26.51; what are the rules governing information, confidentiality, cooperation, and intimidation or retaliation at Section 26.109.⁵⁶

The NPRM proposes adding language to Appendix A - Good Faith Efforts, including recommending that recipients scrutinize the documented good faith efforts by contractors, and at a minimum, review the performance of other bidders in meeting the contract goal; propose mirroring language added in Section 26.53 revisions that recipients require contractors to submit all subcontractor quotes in order to review whether DBE prices were substantially higher; require recipients to contact the DBEs listed on a contractor's solicitation to inquire as to

⁵² 77 F.R. 54952.

⁵³ *Id.* at 54952.

⁵⁴ *Id.* at 54952-54960.

⁵⁵ *Id.* at 54960.

⁵⁶ *Id.* at 54960-54965.

whether they were, in fact, contacted by the prime; and language stating that pro forma mailings to DBEs requesting bids are not alone sufficient to satisfy good faith efforts under the rule.⁵⁷

The NPRM proposed various modifications of the DBE Program, including four proposed modifications to existing and/or new information collections, including modifications to the Uniform Report of DBE Commitment/Awards and Payments Form found in Appendix B of 49 CFR Part 26.⁵⁸

As part of the Rulemaking the Department intends to reinstate the information collection entitled, "Uniform Report of DBE Commitment/Rewards and Payments," consistent with the changes proposed in the NPRM.⁵⁹ This information collection requires that DOT Form 4630 be submitted by each recipient and is used to enable DOT to conduct program oversight and recipients' DBE Programs.⁶⁰ In this NPRM, the Department proposes to modify certain aspects of this information collection in response to issues raised by stakeholders, including: (1) Creating separate forms for routine DBE reporting and for transit vehicle manufacturers and mega projects; (2) amending and clarifying the report's instructions to better explain how to fill out the form; and (3) changing the forms to better capture the desired DBE data on a more continuous basis.⁶¹

It should be noted that because this is a Notice of Proposed Rulemaking, which the Comment Period has been extended to October 30, 2013, at the time of this report it is not known whether any or all of these proposed rules actually will be promulgated as a Final Rule, which most likely would occur in 2014. It also is possible, based on the comments received by the USDOT, that there will be changes to the proposed amended language to these rules when they are published in the Final Rule.

2. Strict Scrutiny Analysis

A race- and ethnicity-based program implemented by a state or local government is subject to the strict scrutiny constitutional analysis.⁶² Implementation of the Federal DBE Program by a recipient of federal funds also is subject to the strict scrutiny analysis if it utilizes race- and ethnicity-based efforts. The strict scrutiny analysis is comprised of two prongs:

- The program must serve an established compelling governmental interest; and
- The program must be narrowly tailored to achieve that compelling government interest.⁶³

⁵⁷ *Id.* at 54965-54966.

⁵⁸ *Id.* at 54976-54978.

⁵⁹ *Id.* at 54966-54967; 77 F.R. 65165 (October 25, 2012).

⁶⁰ *Id.*

⁶¹ 77 F.R. 65165 (October 25, 2012).

⁶² *Croson*, 448 U.S. at 492-493; *Adarand Constructors, Inc. v. Peña* (*Adarand I*), 515 U.S. 200, 227 (1995); *See, Fisher v. University of Texas*, ___ U.S. ___, 133 S.Ct. 2411 (June 24, 2013).

⁶³ *Adarand I*, 515 U.S. 200, 227 (1995); *AGC, SDC v. Caltrans*, 713 F.3d 1187, 1195-1200 (9th Cir. 2013); *Northern Contracting*, 473 F.3d at 721; *Western States Paving*, 407 F.3d at 991; *Sherbrooke Turf*, 345 F.3d at 969; *Adarand VII*, 228 F.3d at 1176.; *Associated Gen. Contractors of Ohio, Inc. v. Drabik* ("*Drabik II*"), 214 F.3d 730 (6th Cir. 2000); *Eng'g Contractors Ass'n of South Florida, Inc. v. Metro. Dade County*, 122 F.3d 895 (11th Cir. 1997); *Contractors Ass'n of E. Pa. v. City of Philadelphia* ("*CAEP I*"), 6 F.3d 990 (3d Cir. 1993).

a. The Compelling Governmental Interest Requirement

The first prong of the strict scrutiny analysis requires a governmental entity to have a “compelling governmental interest” in remedying past identified discrimination in order to implement a race- and ethnicity-based program. State and local governments cannot rely on national statistics of discrimination in an industry to draw conclusions about the prevailing market conditions in their own regions.⁶⁴ Rather, state and local governments must measure discrimination in their state or local market. However, that is not necessarily confined by the jurisdiction’s boundaries.⁶⁵

The federal courts have held that, with respect to the Federal DBE Program, recipients of federal funds do not need to independently satisfy this prong because Congress has satisfied the compelling interest test of the strict scrutiny analysis.⁶⁶ The federal courts have held that Congress had ample evidence of discrimination in the transportation contracting industry to justify the Federal DBE Program (TEA-21), and the federal regulations implementing the program (49 C.F.R. Part 26).⁶⁷ Specifically, the federal courts found Congress “spent decades compiling evidence of race discrimination in government highway contracting, of barriers to the formation of minority-owned construction businesses, and of barriers to entry.”⁶⁸ The evidence found to satisfy the compelling interest standard included numerous congressional investigations and hearings, and outside studies of statistical and anecdotal evidence (*e.g.*, disparity studies).⁶⁹ The evidentiary basis on which Congress relied to support its finding of discrimination includes:

- **Barriers to minority business formation.** Congress found that discrimination by prime contractors, unions, and lenders has woefully impeded the formation of qualified minority

⁶⁴ See *e.g.*, *Concrete Works, Inc. v. City and County of Denver* (“Concrete Works I”), 36 F.3d 1513, 1520 (10th Cir. 1994).

⁶⁵ *Id.*

⁶⁶ *N. Contracting*, 473 F.3d at 721; *Western States Paving*, 407 F.3d at 991; *Sherbrooke Turf*, 345 F.3d at 969; *Adarand VII*, 228 F.3d at 1176.

⁶⁷ *Id.* In the case of *Rothe Dev. Corp. v. U.S. Dept. of Defense*, 545 F.3d 1023 (Fed. Cir. 2008), the Federal Circuit Court of Appeals pointed out it had questioned in its earlier decision whether the evidence of discrimination before Congress was in fact so “outdated” so as to provide an insufficient basis in evidence for the Department of Defense program (*i.e.*, whether a compelling interest was satisfied). 413 F.3d 1327 (Fed. Cir. 2005). The Federal Circuit Court of Appeals after its 2005 decision remanded the case to the district court to rule on this issue. *Rothe* considered the validity of race- and gender-conscious Department of Defense (“DOD”) regulations (2006 Reauthorization of the 1207 Program). The decisions in *N. Contracting*, *Sherbrooke Turf*, *Adarand VII*, and *Western States Paving* held the evidence of discrimination nationwide in transportation contracting was sufficient to find the Federal DBE Program on its face was constitutional. On remand, the district court in *Rothe* on August 10, 2007 issued its order denying plaintiff *Rothe*’s Motion for Summary Judgment and granting Defendant United States Department of Defense’s Cross-Motion for Summary Judgment, holding the 2006 Reauthorization of the 1207 DOD Program constitutional. *Rothe Devel. Corp. v. U.S. Dept. of Defense*, 499 F.Supp.2d 775 (W.D. Tex. Aug 10, 2007). The district court found the data contained in the Appendix (The Compelling Interest, 61 Fed. Reg. 26050 (1996)), the Urban Institute Report, and the Benchmark Study – relied upon in part by the courts in *Sherbrooke Turf*, *Adarand VII*, and *Western States Paving* in upholding the constitutionality of the Federal DBE Program – was “stale” as applied to and for purposes of the 2006 Reauthorization of the 1207 DOD Program. This district court finding was not appealed or considered by the Federal Circuit Court of Appeals. 545 F.3d 1023, 1037. The Federal Circuit Court of Appeals reversed the district court decision in part and held invalid the DOD Section 1207 program as enacted in 2006. 545 F.3d 1023, 1050. See the discussion of the 2008 Federal Circuit Court of Appeals decision in *Rothe* below in Section G. See also the discussion below in Section G of the 2012 district court decision in *DynaLantic Corp. v. U.S. Department of Defense, et al*, 885 F.Supp.2d 237, 2012 WL 3356813 (D.D.C. Aug. 15, 2012).

⁶⁸ *Sherbrooke Turf*, 345 F.3d at 970, (*citing Adarand VII*, 228 F.3d at 1167 – 76); *Western States Paving*, 407 F.3d at 992-93.

⁶⁹ See, *e.g.*, *Adarand VII*, 228 F.3d at 1167– 76; see also *Western States Paving*, 407 F.3d at 992 (Congress “explicitly relied upon” the Department of Justice study that “documented the discriminatory hurdles that minorities must overcome to secure federally funded contracts”).

business enterprises in the subcontracting market nationwide, noting the existence of “good ol’ boy” networks, from which minority firms have traditionally been excluded, and the race-based denial of access to capital, which affects the formation of minority subcontracting enterprise.⁷⁰

- Barriers to competition for existing minority enterprises. Congress found evidence showing systematic exclusion and discrimination by prime contractors, private sector customers, business networks, suppliers, and bonding companies precluding minority enterprises from opportunities to bid. When minority firms are permitted to bid on subcontracts, prime contractors often resist working with them. Congress found evidence of the same prime contractor using a minority business enterprise on a government contract not using that minority business enterprise on a private contract, despite being satisfied with that subcontractor’s work. Congress found that informal, racially exclusionary business networks dominate the subcontracting construction industry.⁷¹
- Local disparity studies. Congress found that local studies throughout the country tend to show a disparity between utilization and availability of minority-owned firms, raising an inference of discrimination.⁷²
- Results of removing affirmative action programs. Congress found evidence that when race-conscious public contracting programs are struck down or discontinued, minority business participation in the relevant market drops sharply or even disappears, which courts have found strongly supports the government’s claim that there are significant barriers to minority competition, raising the specter of discrimination.⁷³
- MAP-21. Recently, in July 2012, Congress passed MAP-21 (see above), which made “Findings” that “discrimination and related barriers continue to pose significant obstacles for minority- and women-owned businesses seeking to do business in federally-assisted surface transportation markets,” and that the continuing barriers “merit the continuation” of the Federal DBE Program.⁷⁴ Congress also found that it received and reviewed testimony and documentation of race and gender discrimination which “provide a strong basis that there is a compelling need for the continuation of the” Federal DBE Program.⁷⁵

Burden of proof. Under the strict scrutiny analysis, and to the extent a state or local governmental entity has implemented a race- and gender-conscious program, the governmental entity has the initial burden of showing a strong basis in evidence (including statistical and

⁷⁰ *Adarand VII*, 228 F.3d. at 1168-70; *Western States Paving*, 407 F.3d at 992; see *DynaLantic*, 885 F.Supp.2d 237, 2012 WL 3356813.

⁷¹ *Adarand VII*. at 1170-72; see *DynaLantic*, 885 F.Supp.2d 237, 2012 WL 3356813.

⁷² *Id.* at 1172-74; see *DynaLantic*, 885 F.Supp.2d 237, 2012 WL 3356813.

⁷³ *Id.* at 1174-75.

⁷⁴ Pub L. 112-141, H.R. 4348, § 1101(b), July 6, 2012, 126 Stat 405.

⁷⁵ *Id.* at § 1101(b)(1).

anecdotal evidence) to support its remedial action.⁷⁶ If the government makes its initial showing, the burden shifts to the challenger to rebut that showing.⁷⁷ The challenger bears the ultimate burden of showing that the governmental entity's evidence "did not support an inference of prior discrimination."⁷⁸

Statistical evidence. Statistical evidence of discrimination is a primary method used to determine whether or not a strong basis in evidence exists to develop, adopt and support a remedial program (i.e., to prove a compelling governmental interest), or in the case of a recipient complying with the Federal DBE Program, to prove narrow tailoring of program implementation at the state recipient level.⁷⁹ "Where gross statistical disparities can be shown, they alone in a proper case may constitute prima facie proof of a pattern or practice of discrimination."⁸⁰

One form of statistical evidence is the comparison of a government's utilization of MBE/WBEs compared to the relative availability of qualified, willing and able MBE/WBEs.⁸¹ The federal courts have held that a significant statistical disparity between the utilization and availability of minority- and women-owned firms may raise an inference of discriminatory exclusion.⁸² However, a small statistical disparity, standing alone, may be insufficient to establish discrimination.⁸³

Other considerations regarding statistical evidence include:

- **Availability analysis.** A disparity index requires an availability analysis. MBE/WBE and DBE availability measures the relative number of MBE/WBEs and DBEs among all firms ready, willing and able to perform a certain type of work within a particular geographic market area.⁸⁴ There is authority that measures of availability may be approached with different levels of specificity and the practicality of various approaches must be considered,⁸⁵ "An

⁷⁶ See *Rothe Development Corp. v. Department of Defense*, 545 F.3d 1023, 1036 (Fed. Cir. 2008); *N. Contracting, Inc. Illinois*, 473 F.3d at 715, 721 (7th Cir. 2007) (Federal DBE Program); *Western States Paving Co. v. Washington State DOT*, 407 F.3d 983, 991 (9th Cir. 2005) (Federal DBE Program); *Sherbrooke Turf, Inc. v. Minnesota DOT*, 345 F.3d 964, 969 (8th Cir. 2003) (Federal DBE Program); *Adarand Constructors Inc. v. Slater ("Adarand VII")*, 228 F.3d 1147, 1166 (10th Cir. 2000) (Federal DBE Program); *Eng'g Contractors Ass'n*, 122 F.3d at 916; *Monterey Mechanical Co. v. Wilson*, 125 F.3d 702, 713 (9th Cir. 1997); *DynaLantic*, 885 F.Supp.2d 237, 2012 WL 3356813; *Hershell Gill Consulting Engineers, Inc. v. Miami Dade County*, 333 F. Supp.2d 1305, 1316 (S.D. Fla. 2004).

⁷⁷ *Adarand VII*, 228 F.3d at 1166; *Eng'g Contractors Ass'n*, 122 F.3d at 916.

⁷⁸ See, e.g., *Adarand VII*, 228 F.3d at 1166; *Eng'g Contractors Ass'n*, 122 F.3d at 916; see also *Sherbrooke Turf*, 345 F.3d at 971; *N. Contracting*, 473 F.3d at 721.

⁷⁹ See, e.g., *Croson*, 488 U.S. at 509; *AGC, SDC v. Caltrans*, 713 F.3d at 1195-1196; *N. Contracting*, 473 F.3d at 718-19, 723-24; *Western States Paving*, 407 F.3d at 991; *Adarand VII*, 228 F.3d at 1166.

⁸⁰ *Croson*, 488 U.S. at 501, quoting *Hazelwood School Dist. v. United States*, 433 U.S. 299, 307-08 (1977).

⁸¹ *Croson*, 448 U.S. at 509; see *AGC, SDC v. Caltrans*, 713 F.3d at 1191-1197; *Rothe*, 545 F.3d at 1041-1042; *Concrete Works of Colo., Inc. v. City and County of Denver ("Concrete Works II")*, 321 F.3d 950, 959 (10th Cir. 2003); *Drabik II*, 214 F.3d 730, 734-736.

⁸² See, e.g., *Croson*, 488 U.S. at 509; *AGC, SDC v. Caltrans*, 713 F.3d at 1191-1197; *Rothe*, 545 F.3d at 1041; *Concrete Works II*, 321 F.3d at 970; see *Western States Paving*, 407 F.3d at 1001.

⁸³ *Western States Paving*, 407 F.3d at 1001.

⁸⁴ See, e.g., *Croson*, 448 U.S. at 509; 49 C.F.R. § 26.35; *AGC, SDC v. Caltrans*, 713 F.3d at 1191-1197; *Rothe*, 545 F.3d at 1041-1042; *N. Contracting*, 473 F.3d at 718, 722-23; *Western States Paving*, 407 F.3d at 995.

⁸⁵ *Contractors Ass'n of Eastern Pennsylvania, Inc. v. City of Philadelphia ("CAEP II")*, 91 F.3d 586, 603 (3d Cir. 1996).

analysis is not devoid of probative value simply because it may theoretically be possible to adopt a more refined approach.”⁸⁶

- **Utilization analysis.** Courts have accepted measuring utilization based on the proportion of an agency’s contract dollars going to MBE/WBEs and DBEs.⁸⁷
- **Disparity index.** An important component of statistical evidence is the “disparity index.”⁸⁸ A disparity index is defined as the ratio of the percent utilization to the percent availability times 100. A disparity index below 80 has been accepted as evidence of adverse impact or an inference of discrimination. This has been referred to as “The Rule of Thumb” or “The 80 percent Rule.”⁸⁹
- **Two standard deviation test.** The standard deviation figure describes the probability that the measured disparity is the result of mere chance. Some courts have held that a statistical disparity corresponding to a standard deviation of less than two is not considered statistically significant.⁹⁰

Anecdotal evidence. Anecdotal evidence includes personal accounts of incidents, including of discrimination, told from the witness’ perspective. Anecdotal evidence of discrimination, standing alone, generally is insufficient to show a systematic pattern of discrimination.⁹¹ But personal accounts of actual discrimination may complement empirical evidence and play an important role in bolstering statistical evidence.⁹² It has been held that anecdotal evidence of a local or state government’s institutional practices that exacerbate discriminatory market conditions are often particularly probative.⁹³

Examples of anecdotal evidence may include:

- Testimony of MBE/WBE or DBE owners regarding whether they face difficulties or barriers;

⁸⁶ *Id.*

⁸⁷ See, e.g., *AGC, SDC v. Caltrans*, 713 F.3d at 1191-1197; *Eng’g Contractors Ass’n*, 122 F.3d at 912; *N. Contracting*, 473 F.3d at 717-720; *Sherbrooke Turf*, 345 F.3d at 973.

⁸⁸ *Eng’g Contractors Ass’n*, 122 F.3d at 914; *W.H. Scott Constr. Co. v. City of Jackson*, 199 F.3d 206, 218 (5th Cir. 1999); *Contractors Ass’n of Eastern Pennsylvania, Inc. v. City of Philadelphia*, 6 F.3d 990 at 1005 (3rd Cir. 1993).

⁸⁹ See, e.g., *Ricci v. DeStefano*, 557 U.S. 557, 129 S.Ct. 2658, 2678 (2009); *AGC, SDC v. Caltrans*, 713 F.3d at 1191; *Rothe*, 545 F.3d at 1041; *Eng’g Contractors Ass’n*, 122 F.3d at 914, 923; *Concrete Works I*, 36 F.3d at 1524.

⁹⁰ *Eng’g Contractors Ass’n*, 122 F.3d at 914, 917, 923. The Eleventh Circuit found that a disparity greater than two or three standard deviations has been held to be statistically significant and may create a presumption of discriminatory conduct.; *Peightal v. Metropolitan Eng’g Contractors Ass’n*, 26 F.3d 1545, 1556 (11th Cir. 1994). The Seventh Circuit Court of Appeals in *Kadas v. MCI Systemhouse Corp.*, 255 F.3d 359 (7th Cir. 2001), raised questions as to the use of the standard deviation test alone as a controlling factor in determining the admissibility of statistical evidence to show discrimination. Rather, the Court concluded it is for the judge to say, on the basis of the statistical evidence, whether a particular significance level, in the context of a particular study in a particular case, is too low to make the study worth the consideration of judge or jury. 255 F.3d at 363.

⁹¹ See, e.g., *AGC, SDC v. Caltrans*, 713 F.3d at 1192, 1196-1198; *Eng’g Contractors Ass’n*, 122 F.3d at 924-25; *Coral Constr. Co. v. King County*, 941 F.2d 910, 919 (9th Cir. 1991); *O’Donnell Constr. Co. v. District of Columbia*, 963 F.2d 420, 427 (D.C. Cir. 1992).

⁹² See, e.g., *AGC, SDC v. Caltrans*, 713 F.3d at 1192, 1196-1198; *Eng’g Contractors Ass’n*, 122 F.3d at 925-26; *Concrete Works*, 36 F.3d at 1520; *Contractors Ass’n*, 6 F.3d at 1003; *Coral Constr. Co. v. King County*, 941 F.2d 910, 919 (9th Cir. 1991).

⁹³ *Concrete Works I*, 36 F.3d at 1520.

- Descriptions of instances in which MBE/WBE or DBE owners believe they were treated unfairly or were discriminated against based on their race, ethnicity, or gender or believe they were treated fairly without regard to race, ethnicity, or gender;
- Statements regarding whether firms solicit, or fail to solicit, bids or price quotes from MBE/WBEs or DBEs on non-goal projects; and
- Statements regarding whether there are instances of discrimination in bidding on specific contracts and in the financing and insurance markets.⁹⁴

Courts have accepted and recognize that anecdotal evidence is the witness' narrative of incidents told from his or her perspective, including the witness' thoughts, feelings, and perceptions, and thus anecdotal evidence need not be verified.⁹⁵

b. The Narrow Tailoring Requirement

The second prong of the strict scrutiny analysis requires that a race- or ethnicity-based program or legislation implemented to remedy past identified discrimination in the relevant market be "narrowly tailored" to reach that objective.

The narrow tailoring requirement has several components and the courts analyze several criteria or factors in determining whether a program or legislation satisfies this requirement including:

- The necessity for the relief and the efficacy of alternative race-, ethnicity-, and gender-neutral remedies;
- The program is limited to those groups that actually suffered discrimination;
- The flexibility and duration of the relief, including the availability of waiver provisions;
- The relationship of numerical goals to the relevant labor market; and
- The impact of a race-, ethnicity-, or gender-conscious remedy on the rights of third parties.⁹⁶

In connection with the implementation of the Federal DBE Program by recipients of federal funds, the courts hold that strict scrutiny requires the recipient's DBE Program be "narrowly

⁹⁴ See, e.g., *AGC, SDC v. Caltrans*, 713 F.3d at 1197; *Northern Contracting*, 2005 WL 2230195, at 13-15 (N.D. Ill. 2005), *affirmed*, 473 F.3d 715 (7th Cir. 2007); e.g., *Concrete Works*, 321 F.3d at 989; *Adarand VII*, 228 F.3d at 1166-76. For additional examples of anecdotal evidence, see *Eng'g Contractors Ass'n*, 122 F.3d at 924; *Concrete Works*, 36 F.3d at 1520; *Cone Corp. v. Hillsborough County*, 908 F.2d 908, 915 (11th Cir. 1990); *DynaLantic*, 885 F.Supp.2d 237, 2012 WL 3356813; *Florida A.G.C. Council, Inc. v. State of Florida*, 303 F. Supp.2d 1307, 1325 (N.D. Fla. 2004).

⁹⁵ See, e.g., *Concrete Works II*, 321 F.3d at 989; *Eng'g Contractors Ass'n*, 122 F.3d at 924-26; *Cone Corp.*, 908 F.2d at 915; *Northern Contracting, Inc. v. Illinois*, 2005 WL 2230195 at *21, N. 32 (N.D. Ill. Sept. 8, 2005), *aff'd* 473 F.3d 715 (7th Cir. 2007).

⁹⁶ See, e.g., *See, e.g., AGC, SDC v. Caltrans*, 713 F.3d at 1198-1199; *Rothe*, 545 F.3d at 1036; *Western States Paving*, 407 F.3d at 993-995; *Sherbrooke Turf*, 345 F.3d at 971; *Adarand VII*, 228 F.3d at 1181; *Eng'g Contractors Ass'n*, 122 F.3d at 927 (internal quotations and citations omitted).

tailored” to remedy identified discrimination in the particular recipient’s contracting and procurement market.⁹⁷

It should be pointed out that in the *Northern Contracting* decision (2007), the Seventh Circuit Court of Appeals cited its earlier precedent in *Milwaukee County Pavers v. Fielder* to hold “that a state is insulated from [a narrow tailoring] constitutional attack, absent a showing that the state exceeded its federal authority. IDOT [Illinois DOT] here is acting as an instrument of federal policy and Northern Contracting (NCI) cannot collaterally attack the federal regulations through a challenge to IDOT’s program.”⁹⁸ The Seventh Circuit Court of Appeals distinguished both the Ninth Circuit Court of Appeals decision in *Western States Paving* and the Eighth Circuit Court of Appeals decision in *Sherbrooke Turf*, relating to an as-applied narrow tailoring analysis.

The Seventh Circuit Court of Appeals held that the state DOT’s [Illinois DOT] application of a federally mandated program is limited to the question of whether the state exceeded its grant of federal authority under the Federal DBE Program.⁹⁹ The Seventh Circuit Court of Appeals analyzed IDOT’s compliance with the federal regulations regarding calculation of the availability of DBEs, adjustment of its goal based on local market conditions and its use of race-neutral methods set forth in the federal regulations.¹⁰⁰ The court held NCI failed to demonstrate that IDOT did not satisfy compliance with the federal regulations (49 C.F.R. Part 26).¹⁰¹ Accordingly, the Seventh Circuit Court of Appeals affirmed the district court’s decision upholding the validity of IDOT’s DBE program.¹⁰² See the discussion of the *Northern Contracting* decision below in Section E.

In *Western States Paving*, the Ninth Circuit held the recipient of federal funds must have independent evidence of discrimination within the recipient’s own transportation contracting and procurement marketplace in order to determine whether or not there is the need for race-, ethnicity-, or gender-conscious remedial action.¹⁰³ Thus, the Ninth Circuit held in *Western States Paving* that mere compliance with the Federal DBE Program does not satisfy strict scrutiny.¹⁰⁴

In *Western States Paving*, the Court found that even where evidence of discrimination is present in a recipient’s market, a narrowly tailored program must apply only to those minority groups who have actually suffered discrimination. Thus, under a race- or ethnicity -conscious program, for each of the minority groups to be included in any race- or ethnicity-conscious elements in a

⁹⁷ *Western States Paving*, 407 F.3d at 995-998; *Sherbrooke Turf*, 345 F.3d at 970-71.

⁹⁸ 473 F.3d at 722.

⁹⁹ *Id.* at 722.

¹⁰⁰ *Id.* at 723-24.

¹⁰¹ *Id.*

¹⁰² *Id.*; See, e.g., *Geod Corp. v. New Jersey Transit Corp., et al.*, 746 F.Supp.2d 642 (D.N.J. 2010); *South Florida Chapter of the A.G.C. v. Broward County, Florida*, 544 F.Supp.2d 1336 (S.D. Fla. 2008).

¹⁰³ *Western States Paving*, 407 F.3d at 997-98, 1002-03.

¹⁰⁴ *Id.* at 995-1003. The Seventh Circuit Court of Appeals in *Northern Contracting* stated in a footnote that the court in *Western States Paving* “misread” the decision in *Milwaukee County Pavers*. 473 F.3d at 722, n. 5.

recipient's implementation of the Federal DBE Program, there must be evidence that the minority group suffered discrimination within the recipient's marketplace.¹⁰⁵

To satisfy the narrowly tailored prong of the strict scrutiny analysis in the context of the Federal DBE Program, the federal courts, which evaluated state DOT DBE Programs and their implementation of the Federal DBE Program, have held the following factors are pertinent:

- Evidence of discrimination or its effects in the state transportation contracting industry;
- Flexibility and duration of a race- or ethnicity-conscious remedy;
- Relationship of any numerical DBE goals to the relevant market;
- Effectiveness of alternative race- and ethnicity-neutral remedies;
- Impact of a race- or ethnicity-conscious remedy on third parties; and
- Application of any race- or ethnicity-conscious program to only those minority groups who have actually suffered discrimination.¹⁰⁶

The Eleventh Circuit described the “the essence of the ‘narrowly tailored’ inquiry [as] the notion that explicitly racial preferences ... must only be a ‘last resort’ option.”¹⁰⁷ Courts have found that “[w]hile narrow tailoring does not require exhaustion of every conceivable race-neutral alternative, it does require serious, good faith consideration of whether such alternatives could serve the governmental interest at stake.”¹⁰⁸

Similarly, the Sixth Circuit Court of Appeals in *Associated Gen. Contractors v. Drabik* (“*Drabik II*”), stated: “*Adarand* teaches that a court called upon to address the question of narrow tailoring must ask, ‘for example, whether there was ‘any consideration of the use of race-neutral means to increase minority business participation’ in government contracting ... or whether the program was appropriately limited such that it ‘will not last longer than the discriminatory effects it is designed to eliminate.’”¹⁰⁹

The Supreme Court in *Parents Involved in Community Schools v. Seattle School District*¹¹⁰ also found that race- and ethnicity-based measures should be employed as a last resort. The majority opinion stated: “Narrow tailoring requires ‘serious, good faith consideration of workable race-neutral alternatives,’ and yet in Seattle several alternative assignment plans—many of which would not have used express racial classifications—were rejected with little or no

¹⁰⁵ 407 F.3d at 996-1000.

¹⁰⁶ See, e.g., *See, e.g., AGC, SDC v. Caltrans*, 713 F.3d at 1198-1199; *Western States Paving*, 407 F.3d at 998; *Sherbrooke Turf*, 345 F.3d at 971; *Adarand VII*, 228 F.3d at 1181; *Kornhass Construction, Inc. v. State of Oklahoma, Department of Central Services*, 140 F.Supp.2d at 1247-1248.

¹⁰⁷ *Eng’g Contractors Ass’n*, 122 F.3d at 926 (internal citations omitted); see also *Virdi v. DeKalb County School District*, 135 Fed. Appx. 262, 264, 2005 WL 138942 (11th Cir. 2005) (unpublished opinion); *Webster v. Fulton County*, 51 F. Supp.2d 1354, 1380 (N.D. Ga. 1999), *aff’d per curiam* 218 F.3d 1267 (11th Cir. 2000).

¹⁰⁸ See *Gutter v. Bollinger*, 539 U.S. 306, 339 (2003); *Richmond v. J.A. Croson Co.*, 488 U.S. 469, 509-10 (1989); *AGC, SDC v. Caltrans*, 713 F.3d at 1199; *Western States Paving*, 407 F.3d at 993; see also *Adarand I*, 515 U.S. at 237-38.

¹⁰⁹ *Associated Gen. Contractors of Ohio, Inc. v. Drabik* (“*Drabik II*”), 214 F.3d 730, 738 (6th Cir. 2000).

¹¹⁰ 551 U.S. 701, 734-37, 127 S.Ct. 2738, 2760-61 (2007).

consideration.”¹¹¹ The Court found that the District failed to show it seriously considered race-neutral measures.

The “narrowly tailored” analysis is instructive in terms of developing any potential legislation or programs that involve DBEs and implementing the Federal DBE Program, or in connection with determining appropriate remedial measures to achieve legislative objectives.

Race-, ethnicity-, and gender-neutral measures. To the extent a “strong basis in evidence” exists concerning discrimination in a local or state government’s relevant contracting and procurement market, the courts analyze several criteria or factors to determine whether a state’s implementation of a race- or ethnicity-conscious program is necessary and thus narrowly tailored to achieve remedying identified discrimination. One of the key factors discussed above is consideration of race-, ethnicity- and gender-neutral measures.

The courts require that a local or state government seriously consider race-, ethnicity- and gender-neutral efforts to remedy identified discrimination.¹¹² And the courts have held unconstitutional those race- and ethnicity-conscious programs implemented without consideration of race- and ethnicity-neutral alternatives to increase minority business participation in state and local contracting.¹¹³

The Court in *Croson* followed by decisions from federal courts of appeal found that local and state governments have at their disposal a “whole array of race-neutral devices to increase the accessibility of city contracting opportunities to small entrepreneurs of all races.”¹¹⁴

The federal regulations and the courts require that recipients of federal financial assistance governed by 49 C.F.R. Part 26 implement or seriously consider race-, ethnicity-, and gender-neutral remedies prior to the implementation of race-, ethnicity-, and gender-conscious remedies.¹¹⁵ The courts have also found “the regulations require a state to ‘meet the maximum feasible portion of [its] overall goal by using race neutral means.’¹¹⁶

Examples of race-, ethnicity-, and gender-neutral alternatives include, but are not limited to, the following:

¹¹¹ 551 U.S. 701, 734-37, 127 S.Ct. at 2760-61; *see also Grutter v. Bollinger*, 539 U.S. 305 (2003).

¹¹² *See, e.g., AGC, SDC v. Caltrans*, 713 F.3d at 1199; *Western States Paving*, 407 F.3d at 993; *Sherbrooke Turf*, 345 F.3d at 972; *Adarand VII*, 228 F.3d at 1179; *Eng’g Contractors Ass’n*, 122 F.3d at 927; *Coral Constr.*, 941 F.2d at 923.

¹¹³ *See Croson*, 488 U.S. at 507; *Drabik I*, 214 F.3d at 738 (citations and internal quotations omitted); *see also Eng’g Contractors Ass’n*, 122 F.3d at 927; *Virdi*, 135 Fed. Appx. At 268.

¹¹⁴ *Croson*, 488 U.S. at 509-510.

¹¹⁵ 49 C.F.R. § 26.51(a) requires recipients of federal funds to “meet the maximum feasible portion of your overall goal by using race-neutral means of facilitating DBE participation.” *See, e.g., Adarand VII*, 228 F.3d at 1179; *Western States Paving*, 407 F.3d at 993; *Sherbrooke Turf*, 345 F.3d at 972. Additionally, in September of 2005, the United States Commission on Civil Rights (the “Commission”) issued its report entitled “Federal Procurement After *Adarand*” setting forth its findings pertaining to federal agencies’ compliance with the constitutional standard enunciated in *Adarand*. United States Commission on Civil Rights: Federal Procurement After *Adarand* (Sept. 2005), available at <http://www.usccr.gov>. The Commission found that 10 years after the Court’s *Adarand* decision, federal agencies have largely failed to narrowly tailor their reliance on race-conscious programs and have failed to seriously consider race-neutral measures that would effectively redress discrimination. *See* discussion of USCCR Report at Section G. below.

¹¹⁶ *See, e.g., Northern Contracting*, 473 F.3d at 723 – 724; *Western States Paving*, 407 F.3d at 993 (*citing* 49 C.F.R. § 26.51(a)).

- Providing assistance in overcoming bonding and financing obstacles;
- Relaxation of bonding requirements;
- Providing technical, managerial and financial assistance;
- Establishing programs to assist start-up firms;
- Simplification of bidding procedures;
- Training and financial aid for all disadvantaged entrepreneurs;
- Non-discrimination provisions in contracts and in state law;
- Mentor-protégé programs and mentoring;
- Efforts to address prompt payments to smaller businesses;
- Small contract solicitations to make contracts more accessible to smaller businesses;
- Expansion of advertisement of business opportunities;
- Outreach programs and efforts;
- “How to do business” seminars;
- Sponsoring networking sessions throughout the state acquaint small firms with large firms;
- Creation and distribution of MBE/WBE and DBE directories; and
- Streamlining and improving the accessibility of contracts to increase small business participation.¹¹⁷

49 C.F.R. § 26.51(b) provides examples of race-, ethnicity-, and gender-neutral measures that should be seriously considered and utilized. The courts have held that while the narrow tailoring analysis does not require a governmental entity to exhaust every possible race-, ethnicity-, and gender-neutral alternative, it does “require serious, good faith consideration of workable race-neutral alternatives.”¹¹⁸

In *AGC, SDC v. Caltrans*, the Ninth Circuit rejected the assertion that the state DOT's DBE program was not narrowly tailored because it failed to evaluate race-neutral measures before implementing race conscious goals, and said the law imposes no such requirement.¹¹⁹ The court held states are not required to independently meet this aspect of narrow tailoring, and instead concludes *Western States Paving* focuses on whether the federal statute sufficiently considered race-neutral alternatives.¹²⁰ In *AGC, SDC v. Caltrans*, the court found that narrow tailoring only requires “serious, good faith consideration of workable race-neutral alternatives.”¹²¹

¹¹⁷ See 49 C.F.R. § 26.51(b); see, e.g., *Croson*, 488 U.S. at 509-510; *N. Contracting*, 473 F.3d at 724; *Adarand VII*, 228 F.3d 1179; 49 C.F.R. § 26.51(b); *Eng’g Contractors Ass’n*, 122 F.3d at 927-29.

¹¹⁸ *Western States Paving*, 407 F.3d at 993.

¹¹⁹ *AGC, SDC v. Caltrans*, 713 F.3d at 1199.

¹²⁰ *AGC, SDC v. Caltrans*, 713 F.3d at 1199.

¹²¹ *AGC, SDC v. Caltrans*, 713 F.3d at 1199; citing *Grutter v. Bollinger*, 539 U.S. 306, 339 (2003).

Additional factors considered under narrow tailoring. In addition to the required consideration of the necessity for the relief and the efficacy of alternative remedies (race- and ethnicity-neutral efforts), the courts require evaluation of additional factors as listed above.¹²² For example, to be considered narrowly tailored, courts have held that a MBE/WBE- or DBE-type program should include: (1) built-in flexibility;¹²³ (2) good faith efforts provisions;¹²⁴ (3) waiver provisions;¹²⁵ (4) a rational basis for goals;¹²⁶ (5) graduation provisions;¹²⁷ (6) remedies only for groups for which there were findings of discrimination;¹²⁸ (7) sunset provisions;¹²⁹ and (8) limitation in its geographical scope to the boundaries of the enacting jurisdiction.¹³⁰

3. Intermediate Scrutiny Analysis

Certain Federal Courts of Appeal, including the Ninth Circuit Court of Appeals, apply intermediate scrutiny to gender-conscious programs.¹³¹ The Ninth Circuit and other courts have interpreted this standard to require that gender-based classifications be:

1. Supported by both “sufficient probative” evidence or “exceedingly persuasive justification” in support of the stated rationale for the program; and
2. Substantially related to the achievement of that underlying objective.¹³²

Under the traditional intermediate scrutiny standard, the court reviews a gender-conscious program by analyzing whether the state actor has established a sufficient factual predicate for the claim that female-owned businesses have suffered discrimination, and whether the gender-conscious remedy is an appropriate response to such discrimination. This standard requires the state actor to present “sufficient probative” evidence in support of its stated rationale for the program.¹³³

Intermediate scrutiny, as interpreted by the Ninth Circuit and other federal circuit courts of appeal, requires a direct, substantial relationship between the objective of the gender

¹²² *Eng’g Contractors Ass’n*, 122 F.3d at 927.

¹²³ *CAEP I*, 6 F.3d at 1009; *Associated Gen. Contractors of Ca., Inc. v. Coalition for Economic Equality (“AGC of Ca.”)*, 950 F.2d 1401, 1417 (9th Cir. 1991); *Coral Constr. Co. v. King County*, 941 F.2d 910, 923 (9th Cir. 1991); *Cone Corp. v. Hillsborough County*, 908 F.2d 908, 917 (11th Cir. 1990).

¹²⁴ *CAEP I*, 6 F.3d at 1019; *Cone Corp.*, 908 F.2d at 917.

¹²⁵ *CAEP I*, 6 F.3d at 1009; *AGC of Ca.*, 950 F.2d at 1417; *Cone Corp.*, 908 F.2d at 917.

¹²⁶ *Id.*

¹²⁷ *Id.*

¹²⁸ *Western States Paving*, 407 F.3d at 998; *AGC of Ca.*, 950 F.2d at 1417.

¹²⁹ *Peightal*, 26 F.3d at 1559.

¹³⁰ *Coral Constr.*, 941 F.2d at 925.

¹³¹ See generally, *AGC, SDC v. Caltrans*, 713 F.3d at 1195; *Western States Paving*, 407 F.3d at 990 n. 6; *Coral Constr. Co.*, 941 F.2d at 931-932 (9th Cir. 1991); *Equal. Found. v. City of Cincinnati*, 128 F.3d 289 (6th Cir. 1997); *Eng’g Contractors Ass’n*, 122 F.3d at 905, 908, 910; *Ensley Branch N.A.A.C.P. v. Seibels*, 31 F.3d 1548 (11th Cir. 1994); see also *U.S. v. Virginia*, 518 U.S. 515, 532 and n. 6 (1996) (“exceedingly persuasive justification.”)

¹³² *Id.*

¹³³ *Id.* The Seventh Circuit Court of Appeals, however, in *Builders Ass’n of Greater Chicago v. County of Cook, Chicago*, did not hold there is a different level of scrutiny for gender discrimination or gender based programs. 256 F.3d 642, 644-45 (7th Cir. 2001). The Court in *Builders Ass’n* rejected the distinction applied by the Eleventh Circuit in *Engineering Contractors*.

preference and the means chosen to accomplish the objective. The measure of evidence required to satisfy intermediate scrutiny is less than that necessary to satisfy strict scrutiny. Unlike strict scrutiny, it has been held that the intermediate scrutiny standard does not require a showing of government involvement, active or passive, in the discrimination it seeks to remedy.¹³⁴ And the Eleventh Circuit has held that “[w]hen a gender-conscious affirmative action program rests on sufficient evidentiary foundation, the government is not required to implement the program only as a last resort... . Additionally, under intermediate scrutiny, a gender-conscious program need not closely tie its numerical goals to the proportion of qualified women in the market.”¹³⁵

4. Washington State Civil Rights Act: RCW 49.60.400

Initiative Measure No. 200 was approved by the State of Washington voters in 1998. Initiative 200 is an Act relating to "prohibiting government entities from discriminating or granting preferential treatment based on race, sex, color, ethnicity, or national origin...;" and adding new sections to Chapter 49.60 RCW.

RCW 49.60.400 is known as the Washington State Civil Rights Act. RCW 49.60.400(1) provides that the state shall not discriminate against, or grant preferential treatment to, any individual or group on the basis of race, sex, color, ethnicity, or national origin in the operation of public employment, public education, or public contracting.¹³⁶ The Washington State Civil Rights Act (the "Act") provides that it applies only to action taken after December 3, 1998.

The Act also provides a federal program exception as follows: "This section does not prohibit action that must be taken to establish or maintain eligibility for any federal program, if ineligibility would result in a loss of federal funds to the state."¹³⁷ For purposes of this section of the Act, the term "state" includes, but is not necessarily limited to, the state itself, any city, county, public college or university, community college, school district, special district, or other political subdivision or governmental instrumentality of or within the state.¹³⁸

5. Pending Cases (at the time of this report)

There are pending cases in the federal courts, at the time of this report, that may potentially impact and be instructive to Port of Seattle, Washington as a recipient of federal funding under the Federal DBE Program, including the following:

Midwest Fence Corporation v. United States Department of Transportation and Federal Highway Administration, the Illinois Department of Transportation, the Illinois State Toll Highway Authority, et al. In *Midwest Fence Corporation v. USDOT, the FHWA, the Illinois DOT and the Illinois State Toll Highway Authority*, Case No. 1:10-3-CV-5627, United States District Court for the Northern District of Illinois, Eastern Division, Plaintiff Midwest Fence Corporation, which is a guardrail, bridge rail and fencing contractor owned and controlled by white males is

¹³⁴ *Coral Constr. Co.*, 941 F.2d at 931-932; See *Eng'g Contractors Ass'n*, 122 F.3d at 910.

¹³⁵ 122 F.3d at 929 (internal citations omitted.)

¹³⁶ RCW 49.60.400(1).

¹³⁷ RCW 49.60.400(6).

¹³⁸ RCW 49.60.400(8).

challenging the constitutionality and the application of the USDOT, Disadvantaged Business Enterprise ("DBE") Program. In addition, Midwest Fence similarly challenges the IDOT's implementation of the Federal DBE Program for federally funded projects, IDOT's implementation of its own DBE Program for state-funded projects and the Illinois State Toll Highway Authority's separate DBE Program.

The federal district court has issued an Opinion and Order denying the Defendants' Motion to Dismiss for lack of standing, denying the federal Defendants' Motion to Dismiss certain Counts of the Complaint as a matter of law, granting IDOT Defendants' Motion to Dismiss certain Counts and granting the Tollway Defendants' Motion to Dismiss certain Counts, but giving leave to Midwest to replead subsequent to this Order. *Midwest Fence Corp. v. United States DOT, Illinois DOT, et al.*, 2011 WL 2551179 (N.D. Ill. June 27, 2011).

Midwest Fence in its Third Amended Complaint challenges the constitutionality of the Federal DBE Program on its face and as applied, and challenges the IDOT's implementation of the Federal DBE Program. Midwest Fence also seeks a declaration that the USDOT regulations have not been properly authorized by Congress and a declaration that SAFETEA-LU is unconstitutional. Midwest Fence seeks relief from the IDOT Defendants, including a declaration that state statutes authorizing IDOT's DBE Program for State-funded contracts are unconstitutional; a declaration that IDOT does not follow the USDOT regulations; a declaration that the IDOT DBE Program is unconstitutional and other relief against the IDOT. The remaining Counts seek relief against the Tollway Defendants, including that the Tollway's DBE Program is unconstitutional, and a request for punitive damages against the Tollway Defendants. The Court on September 27, 2012 granted the Tollway Defendants' Motion to Dismiss Midwest Fence's request for punitive damages.

This case, at the time of this report, is currently in the final expert witness discovery stage of the litigation to be followed by the dispositive motions and pretrial stage of the litigation.

Geyer Signal, Inc., et al. v. Minnesota DOT, the United States DOT, the Federal Highway Administration, et al. In *Geyer Signal, Inc., et al. v. Minnesota DOT, U.S. DOT, Federal Highway Administration, et al.*, Case No. 11-CV-321, United States District Court for the District Court of Minnesota, the Plaintiffs Geyer Signal, Inc. and its owner filed this lawsuit against the Minnesota DOT seeking a permanent injunction against enforcement and a declaration of unconstitutionality of the Federal DBE Program and Minnesota DOT's implementation of the DBE Program on its face and as applied. Geyer Signal seeks an injunction against the Minnesota DOT prohibiting it from enforcing the DBE Program or, alternatively, from implementing the Program improperly; a declaratory judgment declaring that the DBE Program violates the Equal protection element of the Fifth Amendment of the United States Constitution and/or the Equal Protection clause of the Fourteenth Amendment to the United States Constitution and is unconstitutional, or, in the alternative that Minnesota DOT's implementation of the Program is an unconstitutional violation of the Equal Protection Clause, and/or that the Program is void for vagueness; and other relief.

Plaintiff Geyer Signal is a small, family-owned business that performs traffic control work generally on road construction projects. Geyer Signal is a majority-owned firm by a Caucasian male, who also is a named plaintiff.

Subsequent to the lawsuit filed by Geyer Signal, the USDOT and the Federal Highway Administration ("FHWA") filed their Motion to permit them to intervene as defendants in this case. The Federal Defendant-Intervenors requested intervention on the case in order to defend the constitutionality of the Federal DBE Program and the federal regulations at issue. The Federal Defendant-Intervenors and the Plaintiffs filed a Stipulation that the Federal Defendant-Intervenors have the right to intervene and should be permitted to intervene in the matter, and consequently the Plaintiffs did not contest the Federal Defendant-Intervenor's Motion for Intervention. The Court issued an Order that the Stipulation of Intervention, agreeing that the Federal Defendant-Intervenors may intervene in this lawsuit, be approved and that the Federal Defendant-Intervenors are permitted to intervene in this case.

At the time of this report, the case is pending in the Federal District Court of the District of Minnesota and currently is in the dispositive motions and pretrial stage of the litigation. Dispositive Motions for Summary Judgment by Defendant US DOT and Minnesota DOT have been filed and are pending. The Court held a hearing on the motions on September 23, 2013, and has taken the motions "Under Advisement."

Dunnet Bay Construction Company v. Gary Hannig, in its official capacity as Secretary of Transportation for the Illinois DOT and the Illinois DOT. In *Dunnet Bay Construction Company v. Gary Hannig, in its official capacity as Secretary of the Illinois DOT and the Illinois DOT*, Case No. 3:10-CV-3051, in the United States District Court for the Central District of Illinois, Springfield Division, plaintiff Dunnet Bay Construction Company brought a lawsuit against the Secretary of the IDOT in its official capacity and the IDOT challenging the IDOT DBE Program and its implementation of the Federal DBE Program, including an alleged unwritten "no waiver" policy, and that the IDOT's program is not narrowly tailored. The IDOT filed a Motion to Dismiss certain Counts of the Complaint. In an Order from the United States District Court, the Court granted the Motion to Dismiss Counts I, II and III against the IDOT primarily based on the defense of immunity under the Eleventh Amendment to the United States Constitution. The Opinion held that claims in Counts I and II against Secretary Hannig of the IDOT in his official capacity remain pending.

In addition, there are other Counts of the Complaint that remain in the case that are not subject to the Motion to Dismiss, which seek injunctive relief and damages based on the challenge to the IDOT DBE Program and its application by the IDOT. Plaintiff Dunnet Bay alleges the IDOT DBE Program is unconstitutional based on the unwritten no-waiver policy, requiring Dunnet Bay to meet DBE goals and denying Dunnet Bay a waiver of the goals despite its good faith efforts, and based on other allegations.

This case is currently pending in the discovery stage with dispositive Motions and a pretrial conference, at the time of this report, scheduled for December 2013. *See, Dunnet Bay Construction Company v. Hannig*, (Text Orders by the Court dated October 4, 2013 and November 15, 2013). A date for the jury trial will be set at the final pretrial conference. (Text Orders, October 4, 2013 and November 15, 2013). *See also, Dunnet Bay*, 2011 WL 5417123 (C.D. Ill. November 9, 2011) (Court Order denying Dunnet Bay's Motion to Compel Production).

Mountain West Holding Co., Inc. v. The State of Montana, Montana DOT, et al. In *Mountain West Holding Co., Inc. v. The State of Montana, Montana DOT, et al.*, Case No. 1:13-CV-00049-DLC,

United States District Court for the District of Montana, Billings Division, Plaintiff Mountain West Holding Co., Inc. ("Mountain West"), alleges it is a contractor that provides construction-specific traffic planning and staffing for construction projects as well as the installation of signs, guardrails, and concrete barriers, sued the Montana Department of Transportation ("MDT") and the State of Montana, challenging their implementation of the Federal DBE Program. Mountain West brought this action alleging violation of the Equal Protection Clause of the Fourteenth Amendment of the United States Constitution, Title VI of the Civil Rights Act, 42 USC § 2000(d)(7), and 42 USC § 1983.

According to the First Amended Complaint, the State of Montana commissioned a disparity study in 2009. Based upon the disparity study, Mountain West alleges the State of Montana utilized race, national origin, and gender-conscious goals in highway construction contracts.

Mountain West claims the State did not have a strong basis in evidence to show there was past discrimination in the highway construction industry in Montana and that the implementation of race, gender, and national origin preferences were necessary or appropriate. Mountain West also alleges that Montana has instituted policies and practices which exceed the United States Department of Transportation DBE requirements.

Mountain West asserts that the 2009 study concluded all "relevant" minority groups were underutilized in "professional services" and Asian Pacific Americans and Hispanic Americans were underutilized in "business categories combined," but it also concluded that all "relevant" minority groups were significantly over-utilized in construction. Mountain West thus alleges that although the disparity study demonstrates that DBE groups are "significantly overrepresented" in the highway construction field, MDT has established preferences for DBE construction subcontractor firms over non-DBE construction subcontractor firms in the award of contracts.

Mountain West also asserts that the Montana DBE Program does not have a valid statistical basis for the establishment or inclusion of race, national origin, and gender conscious goals, that MDT inappropriately relies upon the 2009 study as the basis for its DBE Program, and that the study is flawed. Mountain West claims the Montana DBE Program is not narrowly tailored because it disregards large differences in DBE firm utilization in MDT contracts as among three different categories of subcontractors: business categories combined, construction, and professional services; the MDT DBE certification process does not require the applicant to specify any specific racial or ethnic prejudice or cultural bias that had a negative impact upon his or her business success; and the certification process does not require the applicant to certify that he or she was discriminated against in the State of Montana in highway construction.

The case is currently in the early discovery stage of litigation at this time with dispositive motions scheduled to be filed by the end of September 2014.

This list of pending cases is not exhaustive, but is illustrative of current pending cases that may impact recipients of federal funds implementing the Federal DBE Program.

Ongoing Review. The above represents a brief summary of the legal framework pertinent to implementation of the Federal DBE Program and DBE, MBE/WBE, or race-, ethnicity-, or gender-

neutral programs. Because this is a dynamic area of the law, the framework is subject to ongoing review as the law continues to evolve. The following provides more detailed summaries of key recent decisions.

D. Recent Decisions Involving the Federal DBE Program and State or Local Government MBE/WBE Programs In The Ninth Circuit.

1. *Associated General Contractors of America, San Diego Chapter, Inc. v. California Department of Transportation, et al.*, 713 F.3d 1187 (9th Cir. April 16, 2013)

The Associated General Contractors of America, Inc., San Diego Chapter, Inc. , ("AGC") sought declaratory and injunctive relief against the California Department of Transportation ("Caltrans") and its officers on the grounds that Caltrans' Disadvantaged Business Enterprise ("DBE") program unconstitutionally provided race -and sex-based preferences to African American, Native American-, Asian-Pacific American-, and women-owned firms on certain transportation contracts. The federal district court upheld the constitutionality of Caltrans' DBE program implementing the Federal DBE program and granted summary judgment to Caltrans. The district court held that Caltrans' DBE program implementing the federal DBE program satisfied strict scrutiny because Caltrans had a strong basis in evidence of discrimination in the California transportation contracting industry, and the program was narrowly tailored to those groups that actually suffered discrimination. The district court held that Caltrans' substantial statistical and anecdotal evidence from a disparity study conducted by BBC Research and Consulting, provided a strong basis in evidence of discrimination against the four named groups, and that the program was narrowly tailored to benefit only those groups. 713 F.3d at 1190.

The AGC appealed the decision to the Ninth Circuit Court of Appeals. The Ninth Circuit initially held that because the AGC did not identify any of the members who have suffered or will suffer harm as a result of Caltrans' program, the AGC did not establish that it had associational standing to bring the lawsuit. *Id.* Most significantly, the Ninth Circuit held that even if the AGC could establish standing, its appeal failed because the Court found Caltrans' DBE program implementing the Federal DBE program is constitutional and satisfied the applicable level of strict scrutiny required by the Equal Protection Clause of the United States Constitution. *Id.* at 1194-1200.

Western States Paving Co. v. Washington State DOT. In 2005 the Ninth Circuit Court of Appeal decided *Western States Paving Co. v. Washington State Department of Transportation*, 407 F. 3d. 983 (9th Cir. 2005), which involved a facial challenge to the constitutional validity of the federal law authorizing the United States Department of Transportation to distribute funds to States for transportation-related projects. *Id.* at 1191. The challenge in the *Western States Paving* case also included an as-applied challenge to the Washington DOT program implementing the federal mandate. *Id.* Applying strict scrutiny, the Ninth Circuit upheld the constitutionality of the federal statute and the federal regulations (the Federal DBE program), but struck down Washington DOT's program because it was not narrowly tailored. *Id.*, citing *Western States Paving Co.*, 407 F.3d at 990-995, 999-1002.

In *Western States Paving*, the Ninth Circuit announced a two-pronged test for "narrow tailoring":

“(1) the state must establish the presence of discrimination within its transportation contracting industry, and (2) the remedial program must be limited to those minority groups that have actually suffered discrimination.” *Id.* 1191, citing *Western States Paving Co.*, 407 F.3d at 997-998.

Evidence Gathering and the 2007 Disparity Study. On May 1, 2006, Caltrans ceased to use race- and gender-conscious measures in implementing their DBE program on federally assisted contracts while it gathered evidence in an effort to comply with the *Western States Paving* decision. *Id.* at 1191. Caltrans commissioned a disparity study by BBC Research and Consulting to determine whether there was evidence of discrimination in California’s transportation contracting industry. *Id.* The Court noted that disparity analysis involves making a comparison between the availability of minority- and women-owned businesses and their actual utilization, producing a number called a “disparity index.” *Id.* An index of 100 represents statistical parity between availability and utilization, and a number below 100 indicates underutilization. *Id.* An index below 80 is considered a substantial disparity that supports an inference of discrimination. *Id.*

The Court found the research firm and the disparity study gathered extensive data to calculate disadvantaged business availability in the California transportation contracting industry. *Id.* at 1191. The Court stated: “Based on review of public records, interviews, assessments as to whether a firm could be considered available, for Caltrans contracts, as well as numerous other adjustments, the firm concluded that minority- and women-owned businesses should be expected to receive 13.5% of contact dollars from Caltrans administered federally assisted contracts.” *Id.* At 1191-1192

The Court said the research firm “examined over 10,000 transportation-related contracts administered by Caltrans between 2002 and 2006 to determine actual DBE utilization. The firm assessed disparities across a variety of contracts, separately assessing contracts based on funding source (state or federal), type of contract (prime or subcontract), and type of project (engineering or construction).” *Id.* at 1192.

The Court pointed out a key difference between federally funded and state funded contracts is that race-conscious goals were in place for the federally funded contracts during the 2002–2006 period, but not for the state funded contracts. *Id.* at 1192. Thus, the Court stated: “state funded contracts functioned as a control group to help determine whether previous affirmative action programs skewed the data.” *Id.*

Moreover, the Court found the research firm measured disparities in all twelve of Caltrans’ administrative districts, and computed aggregate disparities based on statewide data. *Id.* at 1192. The firm evaluated statistical disparities by race and gender. The Court stated that within and across many categories of contracts, the research firm found substantial statistical disparities for African American, Asian–Pacific, and Native American firms. *Id.* However, the research firm found that there were not substantial disparities for these minorities in *every* subcategory of contract. *Id.* The Court noted that the disparity study also found substantial disparities in utilization of women-owned firms for some categories of contracts. *Id.* After publication of the disparity study, the Court pointed out the research firm calculated disparity indices for all women-owned firms, including female minorities, showing substantial disparities in the utilization of all women-owned firms similar to those measured for white women. *Id.*

The Court found that the disparity study and Caltrans also developed extensive anecdotal evidence, by (1) conducting twelve public hearings to receive comments on the firm's findings; (2) receiving letters from business owners and trade associations; and (3) interviewing representatives from twelve trade associations and 79 owners/managers of transportation firms. *Id.* at 1192. The Court stated that some of the anecdotal evidence indicated discrimination based on race or gender. *Id.*

Caltrans' DBE Program. Caltrans concluded that the evidence from the disparity study supported an inference of discrimination in the California transportation contracting industry. *Id.* at 1192-1193. Caltrans concluded that it had sufficient evidence to make race- and gender-conscious goals for African American-, Asian-Pacific American-, Native American-, and women-owned firms. *Id.* The Court stated that Caltrans adopted the recommendations of the disparity report and set an overall goal of 13.5% for disadvantaged business participation. Caltrans expected to meet one-half of the 13.5% goal using race-neutral measures. *Id.*

Caltrans submitted its proposed DBE program to the U.S. DOT for approval, including a request for a waiver to implement the program only for the four identified groups. *Id.* at 1193. The Caltrans' DBE program included 66 race-neutral measures that Caltrans already operated or planned to implement, and subsequent proposals increased the number of race-neutral measures to 150. *Id.* The U.S. DOT granted the waiver, but initially did not approve Caltrans' DBE program until in 2009, the DOT approved Caltrans' DBE program for fiscal year 2009.

District Court Proceedings. AGC then filed a complaint alleging that Caltrans' implementation of the federal DBE program violated the Fourteenth Amendment of the U.S. Constitution, Title VI of the Civil Rights Act, and other laws. Ultimately, the AGC only argued an as-applied challenge to Caltrans' DBE program. The district court on motions of summary judgment held that Caltrans' program was "clearly constitutional," as it "was supported by a strong basis in evidence of discrimination in the California contracting industry and was narrowly tailored to those groups which had actually suffered discrimination. *Id.* at 1193.

Subsequent Caltrans Study and Program. While the appeal by the AGC was pending, Caltrans commissioned a new disparity study from BBC to update its DBE program as required by the federal regulations. *Id.* at 1193. In August 2012, BBC published its second disparity report, and Caltrans concluded that the updated study provided evidence of continuing discrimination in the California transportation contracting industry against the same four groups and Hispanic Americans. *Id.* Caltrans submitted a modified DBE program that is nearly identical to the program approved in 2009, except that it now includes Hispanic Americans and sets an overall goal of 12.5%, of which 9.5% will be achieved through race- and gender-conscious measures. *Id.* The U.S. DOT approved Caltrans' updated program in November 2012. *Id.*

Jurisdiction Issue. Initially, the Ninth Circuit Court of Appeals considered whether it had jurisdiction over the AGC's appeal based on the doctrines of mootness and standing. The Court held that the appeal is not moot because Caltrans' new DBE program is substantially similar to the prior program and is alleged to disadvantage AGC's members "in the same fundamental way" as the previous program. *Id.* at 1194.

The Court, however, held that the AGC did not establish associational standing. *Id.* at 1194-1195: The Court found that the AGC did not identify any affected members by name nor has it submitted declarations by any of its members attesting to harm they have suffered or will suffer under Caltrans' program. *Id.* at 1194-1195. Because AGC failed to establish standing, the Court held it must dismiss the appeal due to lack of jurisdiction. *Id.* at 1195.

Caltrans' DBE Program Held Constitutional on the Merits. The Court then held that even if AGC could establish standing, its appeal would fail. *Id.* at 1195. The Court held that Caltrans' DBE program is constitutional because it survives the applicable level of scrutiny required by the Equal Protection Clause and jurisprudence. *Id.* at 1195-1200.

The Court stated that race-conscious remedial programs must satisfy strict scrutiny and that although strict scrutiny is stringent, it is not "fatal in fact." *Id.* at 1195 (quoting *Adarand Constructors, Inc. v. Peña*, 515 U.S. 200, 237 (1995) (*Adarand III*)). The Court quoted *Adarand III*: "The unhappy persistence of both the practice and the lingering effects of racial discrimination against minority groups in this country is an unfortunate reality, and government is not disqualified from acting in response to it." *Id.* (quoting *Adarand III*, 515 U.S. at 237.)

The Court pointed out that gender-conscious programs must satisfy intermediate scrutiny which requires that gender-conscious programs be supported by an 'exceedingly persuasive justification' and be substantially related to the achievement of that underlying objective. *Id.* at 1195 (citing *Western States Paving*, 407 F.3d at 990 n. 6.).

The Court held that Caltrans' DBE program contains both race- and gender-conscious measures, and that the "entire program passes strict scrutiny." *Id.* at 1195.

A. Application of Strict Scrutiny Standard Articulated in *Western States Paving*. The Court held that the framework for AGC's as-applied challenge to Caltrans' DBE program is governed by *Western States Paving*. The Ninth Circuit in *Western States Paving* devised a two-pronged test for narrow tailoring: (1) the state must establish the presence of discrimination within its transportation contracting industry, and (2) the remedial program must be "limited to those minority groups that have actually suffered discrimination." *Id.* at 1195-1196 (quoting *Western States Paving*, 407 F.3d at 997-99).

1. Evidence of Discrimination in California Contracting Industry. The Court held that in Equal Protection cases, courts consider statistical and anecdotal evidence to identify the existence of discrimination. *Id.* at 1196. The U.S. Supreme Court has suggested that a "significant statistical disparity" could be sufficient to justify race-conscious remedial programs. *Id.* at 1196 (citing *City of Richmond v. J.A. Croson Co.*, 488 U.S. 469, 509 (1989)). The Court stated that although generally not sufficient, anecdotal evidence complements statistical evidence because of its ability to bring "the cold numbers convincingly to life." *Id.* (quoting *Int'l Bhd. of Teamsters v. United States*, 431 U.S. 324, 339 (1977)).

The Court pointed out that Washington DOT's DBE program in the *Western States Paving* case was held invalid because Washington DOT had performed no statistical studies and it offered no anecdotal evidence. *Id.* at 1196. The Court also stated that the Washington DOT used an oversimplified methodology resulting in little weight being given by the Court to the purported

disparity because Washington's data "did not account for the relative capacity of disadvantaged businesses to perform work, nor did it control for the fact that existing affirmative action programs skewed the prior utilization of minority businesses in the state." *Id.* (quoting *Western States Paving*, 407 F.3d at 999-1001). The Court said that it struck down Washington's program after determining that the record was devoid of any evidence suggesting that minorities currently suffer – or have ever suffered – discrimination in the Washington transportation contracting industry." *Id.*

Significantly, the Court held in this case as follows: "In contrast, Caltrans' affirmative action program is supported by substantial statistical and anecdotal evidence of discrimination in the California transportation contracting industry." *Id.* at 1196. The Court noted that the disparity study documented disparities in many categories of transportation firms and the utilization of certain minority- and women-owned firms. *Id.* The Court found the disparity study "accounted for the factors mentioned in *Western States Paving* as well as others, adjusting availability data based on capacity to perform work and controlling for previously administered affirmative action programs." *Id.* (citing *Western States*, 407 F.3d at 1000).

The Court also held: "Moreover, the statistical evidence from the disparity study is bolstered by anecdotal evidence supporting an inference of discrimination. The substantial statistical disparities alone would give rise to an inference of discrimination, *see Croson*, 488 U.S. at 509, and certainly Caltrans' statistical evidence combined with anecdotal evidence passes constitutional muster." *Id.* at 1196.

The Court specifically rejected the argument by AGC that strict scrutiny requires Caltrans to provide evidence of "specific acts" of "deliberate" discrimination by Caltrans employees or prime contractors. *Id.* at 1196-1197. The Court found that the Supreme Court in *Croson* explicitly states that "[t]he degree of specificity required in the findings of discrimination ... may vary." *Id.* at 1197 (quoting *Croson*, 488 U.S. at 489). The Court concluded that a rule requiring a state to show specific acts of deliberate discrimination by identified individuals would run contrary to the statement in *Croson* that statistical disparities alone could be sufficient to support race-conscious remedial programs. *Id.* (citing *Croson*, 488 U.S. at 509). The Court rejected AGC's argument that Caltrans' program does not survive strict scrutiny because the disparity study does not identify individual acts of deliberate discrimination. *Id.*

The Court rejected a second argument by AGC that this study showed inconsistent results for utilization of minority businesses depending on the type and nature of the contract, and thus cannot support an inference of discrimination in the entire transportation contracting industry. *Id.* at 1197. AGC argued that each of these subcategories of contracts must be viewed in isolation when considering whether an inference of discrimination arises, which the Court rejected. *Id.* The Court found that AGC's argument overlooks the rationale underpinning the constitutional justification for remedial race-conscious programs: they are designed to root out "patterns of discrimination." *Id.* quoting *Croson*, 488 U.S. at 504.

The Court stated that the issue is not whether Caltrans can show underutilization of disadvantaged businesses in *every* measured category of contract. But rather, the issue is whether Caltrans can meet the evidentiary standard required by *Western States Paving* if, looking at the evidence in its entirety, the data show substantial disparities in utilization of

minority firms suggesting that public dollars are being poured into “a system of racial exclusion practiced by elements of the local construction industry.” *Id.* at 1197 *quoting Croson* 488 U.S. at 492.

The Court concluded that the disparity study and anecdotal evidence document a pattern of disparities for the four groups, and that the study found substantial underutilization of these groups in numerous categories of California transportation contracts, which the anecdotal evidence confirms. *Id.* at 1197. The Court held this is sufficient to enable Caltrans to infer that these groups are systematically discriminated against in publicly-funded contracts. *Id.*

Third, the Court considered and rejected AGC’s argument that the anecdotal evidence has little or no probative value in identifying discrimination because it is not verified. *Id.* at 1197. The Court noted that the Fourth and Tenth Circuits have rejected the need to verify anecdotal evidence, and the Court stated the AGC made no persuasive argument that the Ninth Circuit should hold otherwise. *Id.*

The Court pointed out that AGC attempted to discount the anecdotal evidence because some accounts ascribe minority underutilization to factors other than overt discrimination, such as difficulties with obtaining bonding and breaking into the “good ole boy” network of contractors. *Id.* at 1197-1198. The Court held, however, that the federal courts and regulations have identified precisely these factors as barriers that disadvantage minority firms because of the lingering effects of discrimination. *Id.* at 1198., *citing Western States*, 407 and *AGCC II*, 950 F.2d at 1414.

The Court found that AGC ignores the many incidents of racial and gender discrimination presented in the anecdotal evidence. *Id.* at 1198. The Court said that Caltrans does not claim, and the anecdotal evidence does not need to prove, that *every* minority-owned business is discriminated against. *Id.* The Court concluded : “It is enough that the anecdotal evidence supports Caltrans’ statistical data showing a pervasive pattern of discrimination.” *Id.* The individual accounts of discrimination offered by Caltrans, according to the Court, met this burden. *Id.*

Fourth, the Court rejected AGC’s contention that Caltrans’ evidence does not support an inference of discrimination against all women because gender-based disparities in the study are limited to white women. *Id.* at 1198. AGC, the Court said, misunderstands the statistical techniques used in the disparity study, and that the study correctly isolates the effect of gender by limiting its data pool to white women, ensuring that statistical results for gender-based discrimination are not skewed by discrimination against minority women on account of their race. *Id.*

In addition, after AGC’s early incorrect objections to the methodology, the research firm conducted a follow-up analysis of all women-owned firms that produced a disparity index of 59. *Id.* at 1198. The Court held that this index is evidence of a substantial disparity that raises an inference of discrimination and is sufficient to support Caltrans’ decision to include all women in its DBE program. *Id.* at 1195.

2. Program Tailored to Groups Who Actually Suffered Discrimination. The Court pointed out that the second prong of the test articulated in *Western States Paving* requires that a DBE program be limited to those groups that actually suffered discrimination in the state's contracting industry. *Id.* at 1198. The Court found Caltrans' DBE program is limited to those minority groups that have actually suffered discrimination. *Id.* The Court held that the 2007 disparity study showed systematic and substantial underutilization of African American-, Native American-, Asian-Pacific American-, and women-owned firms across a range of contract categories. *Id.* at 1198-1199. These disparities, according to the Court, support an inference of discrimination against those groups. *Id.*

Caltrans concluded that the statistical evidence did not support an inference of a pattern of discrimination against Hispanic or Subcontinent Asian Americans. *Id.* at 1199. California applied for and received a waiver from the US DOT in order to limit its 2009 program to African American, Native American, Asian-Pacific American, and women-owned firms. *Id.* The Court held that Caltrans' program "adheres precisely to the narrow tailoring requirements of *Western States*." *Id.*

The Court rejected the AGC contention that the DBE program is not narrowly tailored because it creates race-based preferences for all transportation-related contracts, rather than distinguishing between construction and engineering contracts. *Id.* at 1199. The Court stated that AGC cited no case that requires a state preference program to provide separate goals for disadvantaged business participation on construction and engineering contracts. *Id.* The Court noted that to the contrary, the federal guidelines for implementing the federal program instruct states *not* to separate different types of contracts. *Id.* The Court found there are "sound policy reasons to not require such parsing, including the fact that there is substantial overlap in firms competing for construction and engineering contracts, as prime *and* subcontractors." *Id.*

B. Consideration of Race-Neutral Alternatives. The Court rejected the AGC assertion that Caltrans' program is not narrowly tailored because it failed to evaluate race-neutral measures before implementing the system of racial preferences, and stated the law imposes no such requirement. *Id.* at 1199. The Court held that *Western States Paving* does not require states to independently meet this aspect of narrow tailoring, and instead focuses on whether the federal statute sufficiently considered race-neutral alternatives. *Id.*

Second, the Court found that even if this requirement does apply to Caltrans' program, narrow tailoring only requires "serious, good faith consideration of workable race-neutral alternatives." *Id.* at 1199, citing *Grutter v. Bollinger*, 539 U.S. 306, 339 (2003). The Court found that the Caltrans program has considered an increasing number of race-neutral alternatives, and it rejected AGC's claim that Caltrans' program does not sufficiently consider race-neutral alternatives. *Id.* at 1199.

C. Certification Affidavits for Disadvantaged Business Enterprises. The Court rejected the AGC argument that Caltrans' program is not narrowly tailored because affidavits that applicants must submit to obtain certification as DBEs do not require applicants to assert they have suffered discrimination in California. *Id.* at 1199-1200. The Court held the certification process employed by Caltrans follows the process detailed in the federal regulations, and that this is an impermissible collateral attack on the facial validity of the Congressional Act authorizing the

federal DBE program and the federal regulations promulgated by the U.S. DOT (The Safe, Accountable, Flexible, Efficient Transportation Equity Act: A Legacy for Users, Pub.L.No. 109-59, § 1101(b), 119 Stat. 1144 (2005)). *Id.* at 1200.

D. Application of Program to Mixed State and Federally Funded Contracts. The Court also rejected AGC's challenge that Caltrans applies its program to transportation contracts funded by both federal and state money. *Id.* at 1200. The Court held that this is another impermissible collateral attack on the federal program, which explicitly requires goals to be set for mix-funded contracts. *Id.*

E. CONCLUSION. The Court concluded that the AGC did not have standing, and that further, Caltrans' DBE program survives strict scrutiny by: 1) having a strong basis in evidence of discrimination within the California transportation contracting industry, and 2) being narrowly tailored to benefit only those groups that have actually suffered discrimination. *Id.* at 1200. The Court then dismissed the appeal. *Id.*

2. *Associated General Contractors of America, San Diego Chapter, Inc. v. California Department of Transportation, et al.*, U.S.D.C., E.D. Cal. Civil Action No. S-09-1622, Slip Opinion (E.D. Cal. April 20, 2011), *appeal dismissed based on standing, on other grounds Ninth Circuit held Caltrans' DBE Program constitutional, Associated General Contractors of America, San Diego Chapter, Inc. v. California Department of Transportation, et al.*, 713 F.3d 1187 (9th Cir. April 16, 2013)

This case involved a challenge by the Associated General Contractors of America, San Diego Chapter, Inc. ("AGC") against the California Department of Transportation ("Caltrans"), to the DBE program adopted by Caltrans implementing the Federal DBE Program at 49 C.F.R. Part 26. The AGC sought an injunction against Caltrans enjoining its use of the DBE program and declaratory relief from the court declaring the Caltrans DBE program to be unconstitutional.

Caltrans' DBE program set a 13.5 percent DBE goal for its federally-funded contracts. The 13.5 percent goal, as implemented by Caltrans, included utilizing half race-neutral means and half race-conscious means to achieve the goal. Slip Opinion Transcript at 42. Caltrans did not include all minorities in the race-conscious component of its goal, excluding Hispanic males and Subcontinent Asian American males. *Id.* at 42. Accordingly, the race-conscious component of the Caltrans DBE program applied only to African Americans, Native Americans, Asian Pacific Americans, and white women. *Id.*

Caltrans established this goal and its DBE program following a disparity study conducted by BBC Research & Consulting, which included gathering statistical and anecdotal evidence of race and gender disparities in the California construction industry. Slip Opinion Transcript at 42.

The parties filed motions for summary judgment. The district court issued its ruling at the hearing on the motions for summary judgment granting Caltrans' motion for summary judgment in support of its DBE program and denying the motion for summary judgment filed by the plaintiffs. Slip Opinion Transcript at 54. The court held Caltrans' DBE program applying and implementing the provisions of the Federal DBE Program is valid and constitutional. *Id.* at 56.

The district court analyzed Caltrans' implementation of the DBE program under the strict scrutiny doctrine and found the burden of justifying different treatment by ethnicity or gender is on the government. The district court applied the Ninth Circuit Court of Appeals ruling in *Western States Paving Company v. Washington State DOT*, 407 F.3d 983 (9th Cir. 2005). The court stated that the federal government has a compelling interest "in ensuring that its funding is not distributed in a manner that perpetuates the effects of either public or private discrimination within the transportation contracting industry." Slip Opinion Transcript at 43, *quoting Western States Paving*, 407 F.3d at 991, *citing City of Richmond v. J.A. Croson Company*, 488 U.S. 469 (1989).

The district court pointed out that the Ninth Circuit in *Western States Paving* and the Tenth Circuit Court of Appeals and the Eighth Circuit Court of Appeals have upheld the facial validity of the Federal DBE Program.

The district court stated that based on *Western States Paving*, the court is required to look at the Caltrans DBE program itself to see if there is a strong basis in evidence to show that Caltrans is acting for a proper purpose and if the program itself has been narrowly tailored. Slip Opinion Transcript at 45. The court concluded that narrow tailoring "does not require exhaustion of every conceivable race-neutral alternative, but it does require serious, good-faith consideration of workable race-neutral alternatives." Slip Opinion Transcript at 45.

The district court identified the issues as whether Caltrans has established a compelling interest supported by a strong basis in evidence for its program, and does Caltrans' race-conscious program meet the strict scrutiny required. Slip Opinion Transcript at 51-52. The court also phrased the issue as whether the Caltrans DBE program, "which does give preference based on race and sex, whether that program is narrowly tailored to remedy the effects of identified discrimination...", and whether Caltrans has complied with the Ninth Circuit's guidance in *Western States Paving*. Slip Opinion Transcript at 52.

The district court held "that Caltrans has done what the Ninth Circuit has required it to do, what the federal government has required it to do, and that it clearly has implemented a program which is supported by a strong basis in evidence that gives rise to a compelling interest, and that its race-conscious program, the aspect of the program that does implement race-conscious alternatives, it does under a strict-scrutiny standard meet the requirement that it be narrowly tailored as set forth in the case law." Slip Opinion Transcript at 52.

The court rejected the plaintiff's arguments that anecdotal evidence failed to identify specific acts of discrimination, finding "there are numerous instances of specific discrimination." Slip Opinion Transcript at 52. The district court found that after the *Western States Paving* case, Caltrans went to a racially neutral program, and the evidence showed that the program would not meet the goals of the federally-funded program, and the federal government became concerned about what was going on with Caltrans' program applying only race-neutral alternatives. *Id.* at 52-53. The court then pointed out that Caltrans engaged in an "extensive disparity study, anecdotal evidence, both of which is what was missing" in the *Western States Paving* case. *Id.* at 53.

The court concluded that Caltrans “did exactly what the Ninth Circuit required” and that Caltrans has gone “as far as is required.” Slip Opinion Transcript at 53.

The court held that as a matter of law, the Caltrans DBE program is, under *Western States Paving* and the Supreme Court cases, “clearly constitutional,” and “narrowly tailored.” Slip Opinion Transcript at 56. The court found there are significant differences between Caltrans’ program and the program in the *Western States Paving* case. *Id.* at 54-55. In *Western States Paving*, the court said there were no statistical studies performed to try and establish the discrimination in the highway contracting industry, and that Washington simply compared the proportion of DBE firms in the state with the percentage of contracting funds awarded to DBEs on race-neutral contracts to calculate a disparity. *Id.* at 55.

The district court stated that the Ninth Circuit in *Western States Paving* found this to be oversimplified and entitled to little weight “because it did not take into account factors that may affect the relative capacity of DBEs to undertake contracting work.” Slip Opinion Transcript at 55. Whereas, the district court held the “disparity study used by Caltrans was much more comprehensive and accounted for this and other factors.” *Id.* at 55. The district noted that the State of Washington did not introduce any anecdotal information. The difference in this case, the district court found, “is that the disparity study includes both extensive statistical evidence, as well as anecdotal evidence gathered through surveys and public hearings, which support the statistical findings of the underutilization faced by DBEs without the DBE program. Add to that the anecdotal evidence submitted in support of the summary judgment motion as well. And this evidence before the Court clearly supports a finding that this program is constitutional.” *Id.* at 56.

The court held that because “Caltrans’ DBE program is based on substantial statistical and anecdotal evidence of discrimination in the California contracting industry and because the Court finds that it is narrowly tailored, the Court upholds the program as constitutional.” Slip Opinion Transcript at 56.

The decision of the district court was appealed to the Ninth Circuit Court of Appeals. The Ninth Circuit dismissed the appeal based on lack of standing by the AGC, San Diego Chapter, but ruled on the merits on alternative grounds holding constitutional Caltrans’ DBE Program. See discussion above of *AGC, SDC v. Cal. DOT*, 713 F.3d 1187 (9th Cir. April 16, 2013).

3. *Western States Paving Co. v. Washington State DOT*, 407 F.3d 983 (9th Cir. 2005), cert. denied, 546 U.S. 1170 (2006)

This case out of the Ninth Circuit struck down a state’s implementation of the Federal DBE Program for failure to pass constitutional muster. In *Western States Paving*, the Ninth Circuit held that the State of Washington’s implementation of the Federal DBE Program was unconstitutional because it did not satisfy the narrow tailoring element of the constitutional test. The Ninth Circuit held that the State must present its own evidence of past discrimination within its own boundaries in order to survive constitutional muster and could not merely rely upon data supplied by Congress. The United States Supreme Court denied certiorari. The analysis in the decision also is instructive in particular as to the application of the narrowly tailored prong of the strict scrutiny test.

Plaintiff Western States Paving Co. (“plaintiff”) was a white male-owned asphalt and paving company. 407 F.3d 983, 987 (9th Cir. 2005). In July of 2000, plaintiff submitted a bid for a project for the City of Vancouver; the project was financed with federal funds provided to the Washington State DOT (“WSDOT”) under the Transportation Act for the 21st Century (“TEA-21”). *Id.*

Congress enacted TEA-21 in 1991 and after multiple renewals, it was set to expire on May 31, 2004. *Id.* at 988. TEA-21 established minimum minority-owned business participation requirements (10%) for certain federally-funded projects. *Id.* The regulations require each state accepting federal transportation funds to implement a DBE program that comports with the TEA-21. *Id.* TEA-21 indicates the 10 percent DBE utilization requirement is “aspirational,” and the statutory goal “does not authorize or require recipients to set overall or contract goals at the 10 percent level, or any other particular level, or to take any special administrative steps if their goals are above or below 10 percent.” *Id.*

TEA-21 sets forth a two-step process for a state to determine its own DBE utilization goal: (1) the state must calculate the relative availability of DBEs in its local transportation contracting industry (one way to do this is to divide the number of ready, willing and able DBEs in a state by the total number of ready, willing and able firms); and (2) the state is required to “adjust this base figure upward or downward to reflect the proven capacity of DBEs to perform work (as measured by the volume of work allocated to DBEs in recent years) and evidence of discrimination against DBEs obtained from statistical disparity studies.” *Id.* at 989 (citing regulation). A state is also permitted to consider discrimination in the bonding and financing industries and the present effects of past discrimination. *Id.* (citing regulation). TEA-21 requires a generalized, “undifferentiated” minority goal and a state is prohibited from apportioning their DBE utilization goal among different minority groups (*e.g.*, between Hispanics, blacks, and women). *Id.* at 990 (citing regulation).

“A state must meet the maximum feasible portion of this goal through race- [and gender-] neutral means, including informational and instructional programs targeted toward all small businesses.” *Id.* (citing regulation). Race- and gender-conscious contract goals must be used to achieve any portion of the contract goals not achievable through race- and gender-neutral measures. *Id.* (citing regulation). However, TEA-21 does not require that DBE participation goals be used on every contract or at the same level on every contract in which they are used; rather, the overall effect must be to “obtain that portion of the requisite DBE participation that cannot be achieved through race- [and gender-] neutral means.” *Id.* (citing regulation).

A prime contractor must use “good faith efforts” to satisfy a contract’s DBE utilization goal. *Id.* (citing regulation). However, a state is prohibited from enacting rigid quotas that do not contemplate such good faith efforts. *Id.* (citing regulation).

Under the TEA-21 minority utilization requirements, the City set a goal of 14 percent minority participation on the first project plaintiff bid on; the prime contractor thus rejected plaintiff’s bid in favor of a higher bidding minority-owned subcontracting firm. *Id.* at 987. In September of 2000, plaintiff again submitted a bid on a project financed with TEA-21 funds and was again rejected in favor of a higher bidding minority-owned subcontracting firm. *Id.* The prime

contractor expressly stated that he rejected plaintiff's bid due to the minority utilization requirement. *Id.*

Plaintiff filed suit against the WSDOT, Clark County, and the City, challenging the minority preference requirements of TEA-21 as unconstitutional both facially and as applied. *Id.* The district court rejected both of plaintiff's challenges. The district court held the program was facially constitutional because it found that Congress had identified significant evidence of discrimination in the transportation contracting industry and the TEA-21 was narrowly tailored to remedy such discrimination. *Id.* at 988. The district court rejected the as-applied challenge concluding that Washington's implementation of the program comported with the federal requirements and the state was not required to demonstrate that its minority preference program independently satisfied strict scrutiny. *Id.* Plaintiff appealed to the Ninth Circuit Court of Appeals. *Id.*

The Ninth Circuit considered whether the TEA-21, which authorizes the use of race- and gender-based preferences in federally-funded transportation contracts, violated equal protection, either on its face or as applied by the State of Washington.

The court applied a strict scrutiny analysis to both the facial and as-applied challenges to TEA-21. *Id.* at 990-91. The court did not apply a separate intermediate scrutiny analysis to the gender-based classifications because it determined that it "would not yield a different result." *Id.* at 990, n. 6.

Facial challenge (Federal Government). The court first noted that the federal government has a compelling interest in "ensuring that its funding is not distributed in a manner that perpetuates the effects of either public or private discrimination within the transportation contracting industry." *Id.* at 991, citing *City of Richmond v. J.A. Croson Co.*, 488 U.S. 469, 492 (1989) and *Adarand Constructors, Inc. v. Slater ("Adarand VII")*, 228 F.3d 1147, 1176 (10th Cir. 2000). The court found that "[b]oth statistical and anecdotal evidence are relevant in identifying the existence of discrimination." *Id.* at 991. The court found that although Congress did not have evidence of discrimination against minorities in every state, such evidence was unnecessary for the enactment of nationwide legislation. *Id.* However, citing both the Eighth and Tenth Circuits, the court found that Congress had ample evidence of discrimination in the transportation contracting industry to justify TEA-21. *Id.* The court also found that because TEA-21 set forth flexible race-conscious measures to be used only when race-neutral efforts were unsuccessful, the program was narrowly tailored and thus satisfied strict scrutiny. *Id.* at 992-93. The court accordingly rejected plaintiff's facial challenge. *Id.*

As-applied challenge (State of Washington). Plaintiff alleged TEA-21 was unconstitutional as-applied because there was no evidence of discrimination in Washington's transportation contracting industry. *Id.* at 995. The State alleged that it was not required to independently demonstrate that its application of TEA-21 satisfied strict scrutiny. *Id.* The United States intervened to defend TEA-21's facial constitutionality, and "unambiguously conceded that TEA-21's race conscious measures can be constitutionally applied only in those states where the effects of discrimination are present." *Id.* at 996; see also *Br. for the United States* at 28 (April 19, 2004) ("DOT's regulations ... are designed to assist States in ensuring that race-conscious

remedies are limited to *only* those jurisdictions where discrimination or its effects are a problem and *only* as a last resort when race-neutral relief is insufficient.” (emphasis in original)).

The court found that the Eighth Circuit was the only other court to consider an as-applied challenge to TEA-21 in *Sherbrooke Turf, Inc. v. Minnesota DOT*, 345 F.3d 964 (8th Cir. 2003), *cert. denied* 124 S. Ct. 2158 (2004). *Id.* at 996. The Eighth Circuit did not require Minnesota and Nebraska to identify a compelling purpose for their programs independent of Congress’s nationwide remedial objective. *Id.* However, the Eighth Circuit did consider whether the states’ implementation of TEA-21 was narrowly tailored to achieve Congress’s remedial objective. *Id.* The Eighth Circuit thus looked to the states’ independent evidence of discrimination because “to be narrowly tailored, a *national* program must be limited to those parts of the country where its race-based measures are demonstrably needed.” *Id.* (internal citations omitted). The Eighth Circuit relied on the states’ statistical analyses of the availability and capacity of DBEs in their local markets conducted by outside consulting firms to conclude that the states satisfied the narrow tailoring requirement. *Id.* at 997.

The court concurred with the Eighth Circuit and found that Washington did not need to demonstrate a compelling interest for its DBE program, independent from the compelling nationwide interest identified by Congress. *Id.* However, the court determined that the district court erred in holding that mere compliance with the federal program satisfied strict scrutiny. *Id.* Rather, the court held that whether Washington’s DBE program was narrowly tailored was dependent on the presence or absence of discrimination in Washington’s transportation contracting industry. *Id.* at 997-98. “If no such discrimination is present in Washington, then the State’s DBE program does not serve a remedial purpose; it instead provides an unconstitutional windfall to minority contractors solely on the basis of their race or sex.” *Id.* at 998. The court held that a Sixth Circuit decision to the contrary, *Tennessee Asphalt Co. v. Farris*, 942 F.2d 969, 970 (6th Cir. 1991), misinterpreted earlier case law. *Id.* at 997, n. 9.

The court found that moreover, even where discrimination is present in a state, a program is narrowly tailored only if it applies only to those minority groups who have actually suffered discrimination. *Id.* at 998, *citing Croson*, 488 U.S. at 478. The court also found that in *Monterey Mechanical Co. v. Wilson*, 125 F.3d 702, 713 (9th Cir. 1997), it had “previously expressed similar concerns about the haphazard inclusion of minority groups in affirmative action programs ostensibly designed to remedy the effects of discrimination.” *Id.* In *Monterey Mechanical*, the court held that “the overly inclusive designation of benefited minority groups was a ‘red flag signaling that the statute is not, as the Equal Protection Clause requires, narrowly tailored.’” *Id.*, *citing Monterey Mechanical*, 125 F.3d at 714. The court found that other courts are in accord. *Id.* at 998-99, *citing Builders Ass’n of Greater Chi. v. County of Cook*, 256 F.3d 642, 647 (7th Cir. 2001); *Associated Gen. Contractors of Ohio, Inc. v. Drabik*, 214 F.3d 730, 737 (6th Cir. 2000); *O’Donnell Constr. Co. v. District of Columbia*, 963 F.2d 420, 427 (D.C. Cir. 1992). Accordingly, the court found that each of the principal minority groups benefited by WSDOT’s DBE program must have suffered discrimination within the State. *Id.* at 999.

The court found that WSDOT’s program closely tracked the sample USDOT DBE program. *Id.* WSDOT calculated its DBE participation goal by first calculating the availability of ready, willing and able DBEs in the State (dividing the number of transportation contracting firms in the Washington State Office of Minority, Women and Disadvantaged Business Enterprises Directory

by the total number of transportation contracting firms listed in the Census Bureau's Washington database, which equaled 11.17%). *Id.* WSDOT then upwardly adjusted the 11.17 percent base figure to 14 percent "to account for the proven capacity of DBEs to perform work, as reflected by the volume of work performed by DBEs [during a certain time period]." *Id.* Although DBEs performed 18 percent of work on State projects during the prescribed time period, Washington set the final adjusted figure at 14 percent because TEA-21 reduced the number of eligible DBEs in Washington by imposing more stringent certification requirements. *Id.* at 999, n. 11. WSDOT did not make an adjustment to account for discriminatory barriers in obtaining bonding and financing. *Id.* WSDOT similarly did not make any adjustment to reflect present or past discrimination "because it lacked any statistical studies evidencing such discrimination." *Id.*

WSDOT then determined that it needed to achieve 5 percent of its 14 percent goal through race-conscious means based on a 9 percent DBE participation rate on state-funded contracts that did not include affirmative action components (*i.e.*, 9% participation could be achieved through race-neutral means). *Id.* at 1000. The USDOT approved WSDOT goal-setting program and the totality of its 2000 DBE program. *Id.*

Washington conceded that it did not have statistical studies to establish the existence of past or present discrimination. *Id.* It argued, however, that it had evidence of discrimination because minority-owned firms had the capacity to perform 14 percent of the State's transportation contracts in 2000 but received only 9 percent of the subcontracting funds on contracts that did not include an affirmative action's component. *Id.* The court found that the State's methodology was flawed because the 14 percent figure was based on the earlier 18 percent figure, discussed *supra*, which included contracts with affirmative action components. *Id.* The court concluded that the 14 percent figure did not accurately reflect the performance capacity of DBEs in a race-neutral market. *Id.* The court also found the State conceded as much to the district court. *Id.*

The court held that a disparity between DBE performance on contracts with an affirmative action component and those without "does not provide any evidence of discrimination against DBEs." *Id.* The court found that the only evidence upon which Washington could rely was the disparity between the proportion of DBE firms in the State (11.17%) and the percentage of contracts awarded to DBEs on race-neutral grounds (9%). *Id.* However, the court determined that such evidence was entitled to "little weight" because it did not take into account a multitude of other factors such as firm size. *Id.*

Moreover, the court found that the minimal statistical evidence was insufficient evidence, standing alone, of discrimination in the transportation contracting industry. *Id.* at 1001. The court found that WSDOT did not present any anecdotal evidence. *Id.* The court rejected the State's argument that the DBE applications themselves constituted evidence of past discrimination because the applications were not properly in the record, and because the applicants were not required to certify that they had been victims of discrimination in the contracting industry. *Id.* Accordingly, the court held that because the State failed to proffer evidence of discrimination within its own transportation contracting market, its DBE program was not narrowly tailored to Congress's compelling remedial interest. *Id.* at 1002-03.

The court affirmed the district court's grant on summary judgment to the United States regarding the facial constitutionality of TEA-21, reversed the grant of summary judgment to Washington on the as-applied challenge, and remanded to determine the State's liability for damages.

The dissent argued that where the State complied with TEA-21 in implementing its DBE program, it was not susceptible to an as-applied challenge.

4. *Western States Paving Co. v. Washington DOT, US DOT & FHWA*, 2006 WL 1734163 (W.D. Wash. June 23, 2006) (unpublished opinion)

This case was before the district court pursuant to the Ninth Circuit's remand order in *Western States Paving Co. Washington DOT, US DOT, and FHWA*, 407 F.3d 983 (9th Cir. 2005), *cert. denied*, 546 U.S. 1170 (2006). In this decision, the district court adjudicated cross Motions for Summary Judgment on plaintiff's claim for injunction and for damages under 42 U.S.C. §§1981, 1983, and §2000d.

Because the WSDOT voluntarily discontinued its DBE program after the Ninth Circuit decision, *supra*, the district court dismissed plaintiff's claim for injunctive relief as moot. The court found "it is absolutely clear in this case that WSDOT will not resume or continue the activity the Ninth Circuit found unlawful in *Western States*," and cited specifically to the informational letters WSDOT sent to contractors informing them of the termination of the program.

Second, the court dismissed Western States Paving's claims under 42 U.S.C. §§ 1981, 1983, and 2000d against Clark County and the City of Vancouver holding neither the City or the County acted with the requisite discriminatory intent. The court held the County and the City were merely implementing the WSDOT's unlawful DBE program and their actions in this respect were involuntary and required no independent activity. The court also noted that the County and the City were not parties to the precise discriminatory actions at issue in the case, which occurred due to the conduct of the "State defendants." Specifically, the WSDOT — and not the County or the City — developed the DBE program without sufficient anecdotal and statistical evidence, and improperly relied on the affidavits of contractors seeking DBE certification "who averred that they had been subject to 'general societal discrimination.'"

Third, the court dismissed plaintiff's 42 U.S.C. §§ 1981 and 1983 claims against WSDOT, finding them barred by the Eleventh Amendment sovereign immunity doctrine. However, the court allowed plaintiff's 42 U.S.C. §2000d claim to proceed against WSDOT because it was not similarly barred. The court held that Congress had conditioned the receipt of federal highway funds on compliance with Title VI (42 U.S.C. § 2000d et seq.) and the waiver of sovereign immunity from claims arising under Title VI. Section 2001 specifically provides that "a State shall not be immune under the Eleventh Amendment of the Constitution of the United States from suit in Federal court for a violation of ... Title VI." The court held that this language put the WSDOT on notice that it faced private causes of action in the event of noncompliance.

The court held that WSDOT's DBE program was not narrowly tailored to serve a compelling government interest. The court stressed that discriminatory intent is an essential element of a plaintiff's claim under Title VI. WSDOT argued that even if sovereign immunity did not bar

plaintiff's §2000d claim, WSDOT could not be held liable for damages because there was no evidence that WSDOT staff knew of or consciously considered plaintiff's race when calculating the annual utilization goal. The court held that since the policy was not "facially neutral" — and was in fact "specifically race conscious" — any resulting discrimination was therefore intentional, whether the reason for the classification was benign or its purpose remedial. As such, WSDOT's program was subject to strict scrutiny.

In order for the court to uphold the DBE program as constitutional, WSDOT had to show that the program served a compelling interest and was narrowly tailored to achieve that goal. The court found that the Ninth Circuit had already concluded that the program was not narrowly tailored and the record was devoid of any evidence suggesting that minorities currently suffer or have suffered discrimination in the Washington transportation contracting industry. The court therefore denied WSDOT's Motion for Summary Judgment on the §2000d claim. The remedy available to Western States remains for further adjudication and the case is currently pending.

5. *M.K. Weeden Construction v. State of Montana, Montana Department of Transportation, et al.*, 2013 WL 4774517 (D. Mont.) (September 4, 2013)

This case involved a challenge by a prime contractor, M.K. Weeden Construction, Inc. ("Weeden") against the State of Montana, Montana Department of Transportation ("DOT") and others, to the DBE Program adopted by Montana DOT implementing the Federal DBE Program at 49 C.F.R. Part 26. Weeden sought an application for Temporary Restraining Order and Preliminary Injunction against the State of Montana and the Montana DOT.

Factual Background and Claims. Weeden was the low dollar bidder with a bid of \$14,770,163.01 on the Arrow Creek Slide Project. The project received federal funding, and as such, was required to comply with the U.S. DOT's DBE Program. 2013 WL 4774517 at *1. Montana DOT had established an overall goal of 5.83% DBE participation in Montana's highway construction projects. On the Arrow Creek Slide Project, Montana DOT established a DBE goal of 2%. *Id.*

Plaintiff Weeden, although it submitted the low dollar bid, did not meet the 2% DBE requirement. 2013 WL 4774517 at *1. Weeden claimed that its bid relied upon only 1.87% DBE subcontractors (although the court points out that Weeden's bid actually identified only .81% DBE subcontractors). Weeden was the only bidder out of the six bidders who did not meet the 2% DBE goal. The other five bidders exceeded the 2% goal, with bids ranging from 2.19% DBE participation to 6.98% DBE participation. *Id.* at *2.

Weeden attempted to utilize a good faith exception to the DBE requirement under the Federal DBE Program and Montana's DBE Program. Montana DOT's DBE Participation Review Committee considered Weeden's good faith documentation and found that Weeden's bid was non-compliant as to the DBE requirement, and that Weeden failed to demonstrate good faith efforts to solicit DBE subcontractor participation in the contract. 2013 WL 4774517 at *2. Weeden appealed that decision to the Montana DOT DBE Review Board and appeared before the Board at a hearing. The DBE Review Board affirmed the Committee decision finding that Weeden's bid was not in compliance with the contract DBE goal and that Weeden had failed to make a good faith effort to comply with the goal. *Id.* at *2. The DBE Review Board found that

Weeden had received a DBE bid for traffic control, but Weeden decided to perform that work itself in order to lower its bid amount. *Id.* at *2. Additionally, the DBE Review Board found that Weeden's mass email to 158 DBE subcontractors without any follow up was a *pro forma* effort not credited by the Review Board as an active and aggressive effort to obtain DBE participation. *Id.*

Plaintiff Weeden sought an injunction in federal district court against Montana DOT to prevent it from letting the contract to another bidder. Weeden claimed that Montana DOT's DBE Program violated the Equal Protection Clause of the U.S. Constitution and the Montana Constitution, asserting that there was no supporting evidence of discrimination in the Montana highway construction industry, and therefore, there was no government interest that would justify favoring DBE entities. 2013 WL 4774517 at *2. Weeden also claimed that its right to Due Process under the U.S. Constitution and Montana Constitution had been violated. Specifically, Weeden claimed that Montana DOT did not provide reasonable notice of the good faith effort requirements. *Id.*

No proof of irreparable harm and balance of equities favor Montana DOT. First, the Court found that Weeden did not prove for a certainty that it would suffer irreparable harm based on the Court's conclusion that in the past four years, Weeden had obtained six state highway construction contracts valued at approximately \$26 million, and that Montana DOT had \$50 million more in highway construction projects to be let during the remainder of 2013 alone. 2013 WL 4774517 at *3. Thus, the Court concluded that as demonstrated by its past performance, Weeden has the capacity to obtain other highway construction contracts and thus there is little risk of irreparable injury in the event Montana DOT awards the Project to another bidder. *Id.*

Second, the Court found the balance of the equities did not tip in Weeden's favor. 2013 WL 4774517 at *3. Weeden had asserted that Montana DOT and U.S. DOT rules regarding good faith efforts to obtain DBE subcontractor participation are confusing, non-specific and contradictory. *Id.* The Court held that it is obvious the other five bidders were able to meet and exceed the 2% DBE requirement without any difficulty whatsoever. *Id.* The Court found that Weeden's bid is not responsive to the requirements, therefore is not and cannot be the lowest responsible bid. *Id.* The balance of the equities, according to the Court, do not tilt in favor of Weeden, who did not meet the requirements of the contract, especially when numerous other bidders ably demonstrated an ability to meet those requirements. *Id.*

No Standing. The Court also questioned whether Weeden raised any serious issues on the merits of its equal protection claim because Weeden is a prime contractor and not a subcontractor. Since Weeden is a prime contractor, the Court held it is clear that Weeden lacks Article III standing to assert its equal protection claim. *Id.* at *3. The Court held that a prime contractor, such as Weeden, is not permitted to challenge Montana DOT's DBE Project as if it were a non-DBE subcontractor because Weeden cannot show that *it* was subjected to a racial or gender-based barrier in its competition for the prime contract. *Id.* at *3. Because Weeden was deprived of the ability to compete on equal footing with the other bidders, the Court found Weeden suffered no equal protection injury and lacks standing to assert an equal protection claim as it were a non-DBE subcontractor. *Id.*

Court applies *AGC v. California DOT* case; evidence supports narrowly tailored DBE program. Significantly, the Court found that even if Weeden had standing to present an equal protection claim, Montana DOT presented significant evidence of underutilization of DBE's generally, evidence that supports a narrowly tailored race and gender preference program. 2013 WL 4774517 at *4. Moreover, the Court noted that although Weeden points out that some business categories in Montana's highway construction industry do not have a history of discrimination (namely, the category of construction businesses in contrast to the category of professional businesses), the Ninth Circuit "has recently rejected a similar argument requiring the evidence of discrimination in every single segment of the highway construction industry before a preference program can be implemented." *Id.*, citing *Associated General Contractors v. California Dept. of Transportation*, 713 F.3d 1187 (9th Cir. 2013)(holding that Caltrans' DBE program survived strict scrutiny, was narrowly tailored, did not violate equal protection, and was supported by substantial statistical and anecdotal evidence of discrimination).

The Court stated that particularly relevant in this case, "the Ninth Circuit held that California's DBE program need not isolate construction from engineering contracts or prime from subcontracts to determine whether the evidence in each and every category gives rise to an inference of discrimination." *Id.* at 4, citing *Associated General Contractors v. California DOT*, 713 F.3d at 1197. Instead, according to the Court, California – and, by extension, Montana – "is entitled to look at the evidence 'in its entirety' to determine whether there are 'substantial disparities in utilization of minority firms' practiced by some elements of the construction industry." 2013 WL 4774517 at *4, quoting *AGC v. California DOT*, 713 F.3d at 1197. The Court, also quoting the decision in *AGC v. California DOT*, said: "It is enough that the anecdotal evidence supports Caltrans' statistical data showing a pervasive pattern of discrimination." *Id.* at *4, quoting *AGC v. California DOT*, 713 F.3d at 1197.

The Court pointed out that there is no allegation that Montana DOT has exceeded any federal requirement or done other than complied with U.S. DOT regulations. 2013 WL 4774517 at *4. Therefore, the Court concluded that given the similarities between Weeden's claim and AGC's equal protection claim against California DOT in the *AGC v. California DOT* case, it does not appear likely that Weeden will succeed on the merits of its equal protection claim. *Id.* at *4.

Due Process claim. The Court also rejected Weeden's bald assertion that it has a protected property right in the contract that has not been awarded to it where the government agency retains discretion to determine the responsiveness of the bid. The Court found that Montana law requires that an award of a public contract for construction must be made to the lowest *responsible* bidder and that the applicable Montana statute confers upon the government agency broad discretion in the award of a public works contract. Thus, a lower bidder such as Weeden requires no vested property right in a contract until the contract has been awarded, which here obviously had not yet occurred. 2013 WL 4774517 at *5. In any event, the Court noted that Weeden was granted notice, hearing and appeal for Montana DOT's decision denying the good faith exception to the DBE contract requirement, and therefore it does not appear likely that Weeden would succeed on its due process claim. *Id.* at *5.

Holding and Voluntary Dismissal. The Court denied Plaintiff Weeden's application for Temporary Restraining Order and Preliminary Injunction. Subsequently, Weeden filed a Notice of Voluntary Dismissal Without Prejudice on September 10, 2013.

6. ***Monterey Mechanical v. Wilson*, 125 F.3d 702 (9th Cir. 1997)**

This case is instructive in that the Ninth Circuit analyzed and held invalid the enforcement of a MBE/WBE-type program. Although the program at issue utilized the term “goals” as opposed to “quotas,” the Ninth Circuit rejected such a distinction, holding “[t]he relevant question is not whether a statute requires the use of such measures, but whether it authorizes or encourages them.” The case also is instructive because it found the use of “goals” and the application of “good faith efforts” in connection with achieving goals to trigger strict scrutiny.

Monterey Mechanical Co. (the “plaintiff”) submitted the low bid for a construction project for the California Polytechnic State University (the “University”). 125 F.3d 702, 704 (9th Cir. 1994). The University rejected the plaintiff’s bid because the plaintiff failed to comply with a state statute requiring prime contractors on such construction projects to subcontract 23 percent of the work to MBE/WBEs or, alternatively, demonstrate good faith outreach efforts. *Id.* The plaintiff conducted good faith outreach efforts but failed to provide the requisite documentation; the awardee prime contractor did not subcontract any portion of the work to MBE/WBEs but did include documentation of good faith outreach efforts. *Id.*

Importantly, the University did not conduct a disparity study, and instead argued that because “the ‘goal requirements’ of the scheme ‘[did] not involve racial or gender quotas, set-asides or preferences,’” the University did not need a disparity study. *Id.* at 705. The plaintiff protested the contract award and sued the University’s trustees, and a number of other individuals (collectively the “defendants”) alleging the state law was violative of the Equal Protection Clause. *Id.* The district court denied the plaintiff’s motion for an interlocutory injunction and the plaintiff appealed to the Ninth Circuit Court of Appeals. *Id.*

The defendants first argued that the statute was constitutional because it treated all general contractors alike, by requiring all to comply with the MBE/WBE participation goals. *Id.* at 708. The court held, however, that a minority or women business enterprise could satisfy the participation goals by allocating the requisite percentage of work to itself. *Id.* at 709. The court held that contrary to the district court’s finding, such a difference was not *de minimis*. *Id.*

The defendant’s also argued that the statute was not subject to strict scrutiny because the statute did not impose rigid quotas, but rather only required good faith outreach efforts. *Id.* at 710. The court rejected the argument finding that although the statute permitted awards to bidders who did not meet the percentage goals, “they are rigid in requiring precisely described and monitored efforts to attain those goals.” *Id.* The court cited its own earlier precedent to hold that “the provisions are not immunized from scrutiny because they purport to establish goals rather than quotas ... [T]he relevant question is not whether a statute requires the use of such measures, but whether it authorizes or encourages them.” *Id.* at 710-11 (internal citations and quotations omitted). The court found that the statute encouraged set asides and cited *Concrete Works of Colorado v. Denver*, 36 F.3d 1512 (10th Cir. 1994), as analogous support for the proposition. *Id.* at 711.

The court found that the statute treated contractors differently based upon their race, ethnicity and gender, and although “worded in terms of goals and good faith, the statute imposes mandatory requirements with concreteness.” *Id.* The court also noted that the statute may

impose additional compliance expenses upon non-MBE/WBE firms who are required to make good faith outreach efforts (*e.g.*, advertising) to MBE/WBE firms. *Id.* at 712.

The court then conducted strict scrutiny (race), and an intermediate scrutiny (gender) analyses. *Id.* at 712-13. The court found the University presented “no evidence” to justify the race- and gender-based classifications and thus did not consider additional issues of proof. *Id.* at 713. The court found that the statute was not narrowly tailored because the definition of “minority” was overbroad (*e.g.*, inclusion of Aleuts). *Id.* at 714, citing *Wygant v. Jackson Board of Education*, 476 U.S. 267, 284, n. 13 (1986) and *City of Richmond v. J.A. Croson, Co.*, 488 U.S. 469, 505-06 (1989). The court found “[a] broad program that sweeps in all minorities with a remedy that is in no way related to past harms cannot survive constitutional scrutiny.” *Id.* at 714, citing *Hopwood v. State of Texas*, 78 F.3d 932, 951 (5th Cir. 1996). The court held that the statute violated the Equal Protection Clause.

7. *Associated Gen. Contractors of California, Inc. v. Coalition for Econ. Equity (“AGCC”), 950 F.2d 1401 (9th Cir. 1991)*

In *Associated Gen. Contractors of California, Inc. v. Coalition for Econ. Equity (“AGCC”)*, the Ninth Circuit Court of Appeals denied plaintiffs request for preliminary injunction to enjoin enforcement of the city’s bid preference program. 950 F.2d 1401 (9th Cir. 1991). Although an older case, *AGCC* is instructive as to the analysis conducted by the Ninth Circuit. The court discussed the utilization of statistical evidence and anecdotal evidence in the context of the strict scrutiny analysis. *Id.* at 1413-18.

The City of San Francisco adopted an ordinance in 1989 providing bid preferences to prime contractors who were members of groups found disadvantaged by previous bidding practices, and specifically provided a 5 percent bid preference for LBEs, WBEs and MBEs. 950 F.2d at 1405. Local MBEs and WBEs were eligible for a 10 percent total bid preference, representing the cumulative total of the five percent preference given Local Business Enterprises (“LBEs”) and the 5 percent preference given MBEs and WBEs. *Id.* The ordinance defined “MBE” as an economically disadvantaged business that was owned and controlled by one or more minority persons, which were defined to include Asian, blacks and Latinos. “WBE” was defined as an economically disadvantaged business that was owned and controlled by one or more women. Economically disadvantaged was defined as a business with average gross annual receipts that did not exceed \$14 million. *Id.*

The Motion for Preliminary Injunction challenged the constitutionality of the MBE provisions of the 1989 Ordinance insofar as it pertained to Public Works construction contracts. *Id.* at 1405. The district court denied the Motion for Preliminary Injunction on the AGCC’s constitutional claim on the ground that AGCC failed to demonstrate a likelihood of success on the merits. *Id.* at 1412.

The Ninth Circuit Court of Appeals applied the strict scrutiny analysis following the decision of the U.S. Supreme Court in *City of Richmond v. Croson*. The court stated that according to the U.S. Supreme Court in *Croson*, a municipality has a compelling interest in redressing, not only discrimination committed by the municipality itself, but also discrimination committed by private parties within the municipalities’ legislative jurisdiction, so long as the municipality in

some way perpetuated the discrimination to be remedied by the program. *Id.* at 1412-13, citing *Croson* at 488 U.S. at 491-92, 537-38. To satisfy this requirement, “the governmental actor need not be an active perpetrator of such discrimination; passive participation will satisfy this sub-part of strict scrutiny review.” *Id.* at 1413, quoting *Coral Construction Company v. King County*, 941 F.2d 910 at 916 (9th Cir. 1991). In addition, the [m]ere infusion of tax dollars into a discriminatory industry may be sufficient governmental involvement to satisfy this prong.” *Id.* at 1413 quoting *Coral Construction*, 941 F.2d at 916.

The court pointed out that the City had made detailed findings of prior discrimination in construction and building within its borders, had testimony taken at more than ten public hearings and received numerous written submissions from the public as part of its anecdotal evidence. *Id.* at 1414. The City Departments continued to discriminate against MBEs and WBEs and continued to operate under the “old boy network” in awarding contracts, thereby disadvantaging MBEs and WBEs. *Id.* And, the City found that large statistical disparities existed between the percentage of contracts awarded to MBEs and the percentage of available MBEs. 950 F.2d at 1414. The court stated the City also found “discrimination in the private sector against MBEs and WBEs that is manifested in and exacerbated by the City’s procurement practices.” *Id.* at 1414.

The Ninth Circuit found the study commissioned by the City indicated the existence of large disparities between the award of city contracts to available non-minority businesses and to MBEs. *Id.* at 1414. Using the City and County of San Francisco as the “relevant market,” the study compared the number of available MBE prime construction contractors in San Francisco with the amount of contract dollars awarded by the City to San Francisco-based MBEs for a particular year. *Id.* at 1414. The study found that available MBEs received far fewer city contracts in proportion to their numbers than their available non-minority counterparts. *Id.* Specifically, the study found that with respect to prime construction contracting, disparities between the number of available local Asian-, black- and Hispanic-owned firms and the number of contracts awarded to such firms were statistically significant and supported an inference of discrimination. *Id.* For example, in prime contracting for construction, although MBE availability was determined to be at 49.5 percent, MBE dollar participation was only 11.1 percent. *Id.* The Ninth Circuit stated that in its decision in *Coral Construction*, it emphasized that such statistical disparities are “an invaluable tool and demonstrating the discrimination necessary to establish a compelling interest. *Id.* at 1414, citing to *Coral Construction*, 941 F.2d at 918 and *Croson*, 488 U.S. at 509.

The court noted that the record documents a vast number of individual accounts of discrimination, which bring “the cold numbers convincingly to life. *Id.* at 1414, quoting *Coral Construction*, 941 F.2d at 919. These accounts include numerous reports of MBEs being denied contracts despite being the low bidder, MBEs being told they were not qualified although they were later found qualified when evaluated by outside parties, MBEs being refused work even after they were awarded contracts as low bidder, and MBEs being harassed by city personnel to discourage them from bidding on city contracts. *Id.* at 1415. The City pointed to numerous individual accounts of discrimination, that an “old boy network” still exists, and that racial discrimination is still prevalent within the San Francisco construction industry. *Id.* The court found that such a “combination of convincing anecdotal and statistical evidence is potent.” *Id.* at 1415 quoting *Coral Construction*, 941 F.2d at 919.

The court also stated that the 1989 Ordinance applies only to resident MBEs. The City, therefore, according to the court, appropriately confined its study to the city limits in order to focus on those whom the preference scheme targeted. *Id.* at 1415. The court noted that the statistics relied upon by the City to demonstrate discrimination in its contracting processes considered only MBEs located within the City of San Francisco. *Id.*

The court pointed out the City's findings were based upon dozens of specific instances of discrimination that are laid out with particularity in the record, as well as the significant statistical disparities in the award of contracts. The court noted that the City must simply demonstrate the existence of past discrimination with specificity, but there is no requirement that the legislative findings specifically detail each and every incidence that the legislative body has relied upon in support of this decision that affirmative action is necessary. *Id.* at 1416.

In its analysis of the "narrowly tailored" requirement, the court focused on three characteristics identified by the decision in *Croson* as indicative of narrow tailoring. First, an MBE program should be instituted either after, or in conjunction with, race-neutral means of increasing minority business participation in public contracting. *Id.* at 1416. Second, the plan should avoid the use of "rigid numerical quotas." *Id.* According to the Supreme Court, systems that permit waiver in appropriate cases and therefore require some individualized consideration of the applicants pose a lesser danger of offending the Constitution. *Id.* Mechanisms that introduce flexibility into the system also prevent the imposition of a disproportionate burden on a few individuals. *Id.* Third, "an MBE program must be limited in its effective scope to the boundaries of the enacting jurisdiction. *Id.* at 1416 quoting *Coral Construction*, 941 F.2d at 922.

The court found that the record showed the City considered, but rejected as not viable, specific race-neutral alternatives including a fund to assist newly established MBEs in meeting bonding requirements. The court stated that "while strict scrutiny requires serious, good faith consideration of race-neutral alternatives, strict scrutiny does not require exhaustion of every possible such alternative ... however irrational, costly, unreasonable, and unlikely to succeed such alternative may be." *Id.* at 1417 quoting *Coral Construction*, 941 F.2d at 923. The court found the City ten years before had attempted to eradicate discrimination in city contracting through passage of a race-neutral ordinance that prohibited city contractors from discriminating against their employees on the basis of race and required contractors to take steps to integrate their work force; and that the City made and continues to make efforts to enforce the anti-discrimination ordinance. *Id.* at 1417. The court stated inclusion of such race-neutral measures is one factor suggesting that an MBE plan is narrowly tailored. *Id.* at 1417.

The court also found that the Ordinance possessed the requisite flexibility. Rather than a rigid quota system, the City adopted a more modest system according to the court, that of bid preferences. *Id.* at 1417. The court pointed out that there were no goals, quotas, or set-asides and moreover, the plan remedies only specifically identified discrimination: the City provides preferences only to those minority groups found to have previously received a lower percentage of specific types of contracts than their availability to perform such work would suggest. *Id.* at 1417.

The court rejected the argument of AGCC that to pass constitutional muster any remedy must provide redress only to specific individuals who have been identified as victims of

discrimination. *Id.* at 1417, n. 12. The Ninth Circuit agreed with the district court that an iron-clad requirement limiting any remedy to individuals personally proven to have suffered prior discrimination would render any race-conscious remedy “superfluous,” and would thwart the Supreme Court’s directive in *Croson* that race-conscious remedies may be permitted in some circumstances. *Id.* at 1417, n. 12. The court also found that the burdens of the bid preferences on those not entitled to them appear “relatively light and well distributed.” *Id.* at 1417. The court stated that the Ordinance was “limited in its geographical scope to the boundaries of the enacting jurisdiction. *Id.* at 1418, *quoting Coral Construction*, 941 F.2d at 925. The court found that San Francisco had carefully limited the ordinance to benefit only those MBEs located within the City’s borders. *Id.* 1418.

8. *Coral Construction Co. v. King County*, 941 F.2d 910 (9th Cir. 1991)

In *Coral Construction Co. v. King County*, 941 F.2d 910 (9th Cir. 1991), the Ninth Circuit examined the constitutionality of King County, Washington’s minority and women business set-aside program in light of the standard set forth in *City of Richmond v. J.A. Croson Co.* The court held that although the County presented ample anecdotal evidence of disparate treatment of MBE contractors and subcontractors, the total absence of pre-program enactment statistical evidence was problematic to the compelling government interest component of the strict scrutiny analysis. The court remanded to the district court for a determination of whether the post-program enactment studies constituted a sufficient compelling government interest. Per the narrow tailoring prong of the strict scrutiny test, the court found that although the program included race-neutral alternative measures and was flexible (*i.e.*, included a waiver provision), the over breadth of the program to include MBEs outside of King County was fatal to the narrow tailoring analysis.

The court also remanded on the issue of whether the plaintiffs were entitled to damages under 42 U.S.C. §§ 1981 and 1983, and in particular to determine whether evidence of causation existed. With respect to the WBE program, the court held the plaintiff had standing to challenge the program, and applying the intermediate scrutiny analysis, held the WBE program survived the facial challenge.

In finding the absence of any statistical data in support of the County’s MBE Program, the court made it clear that statistical analyses have served and will continue to serve an important role in cases in which the existence of discrimination is a disputed issue. 941 F.2d at 918. The court noted that it has repeatedly approved the use of statistical proof to establish a *prima facie* case of discrimination. *Id.* The court pointed out that the U.S. Supreme Court in *Croson* held that where “gross statistical disparities can be shown, they alone may in a proper case constitute *prima facie* proof of a pattern or practice of discrimination.” *Id.* at 918, *quoting Hazelwood School Dist. v. United States*, 433 U.S. 299, 307-08, and *Croson*, 488 U.S. at 501.

The court points out that statistical evidence may not fully account for the complex factors and motivations guiding employment decisions, many of which may be entirely race-neutral. *Id.* at 919. The court noted that the record contained a plethora of anecdotal evidence, but that anecdotal evidence, standing alone, suffers the same flaws as statistical evidence. *Id.* at 919. While anecdotal evidence may suffice to prove individual claims of discrimination, rarely,

according to the court, if ever, can such evidence show a systemic pattern of discrimination necessary for the adoption of an affirmative action plan. *Id.*

Nonetheless, the court held that the combination of convincing anecdotal and statistical evidence is potent. *Id.* at 919. The court pointed out that individuals who testified about their personal experiences brought the cold numbers of statistics “convincingly to life.” *Id.* at 919, quoting *International Brotherhood of Teamsters v. United States*, 431 U.S. 324, 339 (1977). The court also pointed out that the Eleventh Circuit Court of Appeals, in passing upon a minority set aside program similar to the one in King County, concluded that the testimony regarding complaints of discrimination combined with the gross statistical disparities uncovered by the County studies provided more than enough evidence on the question of prior discrimination and need for racial classification to justify the denial of a Motion for Summary Judgment. *Id.* at 919, citing *Cone Corp. v. Hillsborough County*, 908 F.2d 908, 916 (11th Cir. 1990).

The court found that the MBE Program of the County could not stand without a proper statistical foundation. *Id.* at 919. The court addressed whether post-enactment studies done by the County of a statistical foundation could be considered by the court in connection with determining the validity of the County MBE Program. The court held that a municipality must have *some* concrete evidence of discrimination in a particular industry before it may adopt a remedial program. *Id.* at 920. However, the court said this requirement of *some* evidence does not mean that a program will be automatically struck down if the evidence before the municipality at the time of enactment does not completely fulfill both prongs of the strict scrutiny test. *Id.* Rather, the court held, the factual predicate for the program should be evaluated based upon all evidence presented to the district court, whether such evidence was adduced before or after enactment of the MBE Program. *Id.* Therefore, the court adopted a rule that a municipality should have before it some evidence of discrimination before adopting a race-conscious program, while allowing post-adoption evidence to be considered in passing on the constitutionality of the program. *Id.*

The court, therefore, remanded the case to the district court for determination of whether the consultant studies that were performed after the enactment of the MBE Program could provide an adequate factual justification to establish a “propelling government interest” for King County’s adopting the MBE Program. *Id.* at 922.

The court also found that *Croson* does not require a showing of active discrimination by the enacting agency, and that passive participation, such as the infusion of tax dollars into a discriminatory industry, suffices. *Id.* at 922, citing *Croson*, 488 U.S. at 492. The court pointed out that the Supreme Court in *Croson* concluded that if the City had evidence before it, that non-minority contractors were systematically excluding minority businesses from subcontracting opportunities, it could take action to end the discriminatory exclusion. *Id.* at 922. The court points out that if the record ultimately supported a finding of systemic discrimination, the County adequately limited its program to those businesses that receive tax dollars, and the program imposed obligations upon only those businesses which voluntarily sought King County tax dollars by contracting with the County. *Id.*

The court addressed several factors in terms of the narrowly tailored analysis, and found that first, an MBE program should be instituted either after, or in conjunction with, race-neutral means of increasing minority business participation and public contracting. *Id.* at 922, citing

Crosby, 488 U.S. at 507. The second characteristic of the narrowly-tailored program, according to the court, is the use of minority utilization goals on a case-by-case basis, rather than upon a system of rigid numerical quotas. *Id.* Finally, the court stated that an MBE program must be limited in its effective scope to the boundaries of the enacting jurisdiction. *Id.*

Among the various narrowly tailored requirements, the court held consideration of race-neutral alternatives is among the most important. *Id.* at 922. Nevertheless, the court stated that while strict scrutiny requires serious, good faith consideration of race-neutral alternatives, strict scrutiny does not require exhaustion of every possible such alternative. *Id.* at 923. The court noted that it does not intend a government entity exhaust *every* alternative, however irrational, costly, unreasonable, and unlikely to succeed such alternative might be. *Id.* Thus, the court required only that governments, such as states, cities or counties, exhaust race-neutral measures that the government is authorized to enact, and that have a reasonable possibility of being effective. *Id.* The court noted in this case the County considered alternatives, but determined that they were not available as a matter of law. *Id.* The County cannot be required to engage in conduct that may be illegal, nor can it be compelled to expend precious tax dollars on projects where potential for success is marginal at best. *Id.*

The court noted that King County had adopted some race-neutral measures in conjunction with the MBE Program, for example, hosting one or two training sessions for small businesses, covering such topics as doing business with the government, small business management, and accounting techniques. *Id.* at 923. In addition, the County provided information on assessing Small Business Assistance Programs. *Id.* The court found that King County fulfilled its burden of considering race-neutral alternative programs. *Id.*

A second indicator of a program's narrowly tailoring is program flexibility. *Id.* at 924. The court found that an important means of achieving such flexibility is through use of case-by-case utilization goals, rather than rigid numerical quotas or goals. *Id.* at 924. The court pointed out that King County used a "percentage preference" method, which is not a quota, and while the preference is locked at five percent, such a fixed preference is not unduly rigid in light of the waiver provisions. The court found that a valid MBE Program should include a waiver system that accounts for both the availability of qualified MBEs and whether the qualified MBEs have suffered from the effects of past discrimination by the County or prime contractors. *Id.* at 924. The court found that King County's program provided waivers in both instances, including where neither minority nor a woman's business is available to provide needed goods or services and where available minority and/or women's businesses have given price quotes that are unreasonably high. *Id.*

The court also pointed out other attributes of the narrowly tailored and flexible MBE program, including a bidder that does not meet planned goals, may nonetheless be awarded the contract by demonstrating a good faith effort to comply. *Id.* The actual percentages of required MBE participation are determined on a case-by-case basis. Levels of participation may be reduced if the prescribed levels are not feasible, if qualified MBEs are unavailable, or if MBE price quotes are not competitive. *Id.*

The court concluded that an MBE program must also be limited in its geographical scope to the boundaries of the enacting jurisdiction. *Id.* at 925. Here the court held that King County's MBE

program fails this third portion of “narrowly tailored” requirement. The court found the definition of “minority business” included in the Program indicated that a minority-owned business may qualify for preferential treatment if the business has been discriminated against in the particular geographical areas in which it operates. The court held this definition as overly broad. *Id.* at 925. The court held that the County should ask the question whether a business has been discriminated against in King County. *Id.* This determination, according to the court, is not an insurmountable burden for the County, as the rule does not require finding specific instances of discriminatory exclusion for each MBE. *Id.* Rather, if the County successfully proves malignant discrimination within the King County business community, an MBE would be presumptively eligible for relief if it had previously sought to do business in the County. *Id.*

In other words, if systemic discrimination in the County is shown, then it is fair to presume that an MBE was victimized by the discrimination. *Id.* at 925. For the presumption to attach to the MBE, however, it must be established that the MBE is, or attempted to become, an active participant in the County’s business community. *Id.* Because King County’s program permitted MBE participation even by MBEs that have no prior contact with King County, the program was overbroad to that extent. *Id.* Therefore, the court reversed the grant of summary judgment to King County on the MBE program on the basis that it was geographically overbroad.

The court considered the gender-specific aspect of the MBE program. The court determined the degree of judicial scrutiny afforded gender-conscious programs was intermediate scrutiny, rather than strict scrutiny. *Id.* at 930. Under intermediate scrutiny, gender-based classification must serve an important governmental objective, and there must be a direct, substantial relationship between the objective and the means chosen to accomplish the objective. *Id.* at 931.

In this case, the court concluded, that King County’s WBE preference survived a facial challenge. *Id.* at 932. The court found that King County had a legitimate and important interest in remedying the many disadvantages that confront women business owners and that the means chosen in the program were substantially related to the objective. *Id.* The court found the record adequately indicated discrimination against women in the King County construction industry, noting the anecdotal evidence including an affidavit of the president of a consulting engineering firm. *Id.* at 933. Therefore, the court upheld the WBE portion of the MBE program and affirmed the district court’s grant of summary judgment to King County for the WBE program.

E. Recent Decisions Involving the Federal DBE Program and its Implementation in Other Jurisdictions

There are several recent and pending cases involving challenges to the United States Federal DBE Program and its implementation by the states and their governmental entities for federally-funded projects. These cases could have a significant impact on the nature and provisions of contracting and procurement on federally-funded projects, including and relating to the utilization of DBEs. In addition, these cases provide an instructive analysis of the recent application of the strict scrutiny test to MBE/WBE- and DBE-type programs.

1. *Northern Contracting, Inc. v. Illinois*, 473 F.3d 715 (7th Cir. 2007)

In *Northern Contracting, Inc. v. Illinois*, the Seventh Circuit affirmed the district court decision upholding the validity and constitutionality of the Illinois Department of Transportation's ("IDOT") DBE Program. Plaintiff Northern Contracting Inc. ("NCI") was a white male-owned construction company specializing in the construction of guardrails and fences for highway construction projects in Illinois. 473 F.3d 715, 717 (7th Cir. 2007). Initially, NCI challenged the constitutionality of both the federal regulations and the Illinois statute implementing these regulations. *Id.* at 719. The district court granted the USDOT's Motion for Summary Judgment, concluding that the federal government had demonstrated a compelling interest and that TEA-21 was sufficiently narrowly tailored. NCI did not challenge this ruling and thereby forfeited the opportunity to challenge the federal regulations. *Id.* at 720. NCI also forfeited the argument that IDOT's DBE program did not serve a compelling government interest. *Id.* The sole issue on appeal to the Seventh Circuit was whether IDOT's program was narrowly tailored. *Id.*

IDOT typically adopted a new DBE plan each year. *Id.* at 718. In preparing for Fiscal Year 2005, IDOT retained a consulting firm to determine DBE availability. *Id.* The consultant first identified the relevant geographic market (Illinois) and the relevant product market (transportation infrastructure construction). *Id.* The consultant then determined availability of minority- and women-owned firms through analysis of Dun & Bradstreet's Marketplace data. *Id.* This initial list was corrected for errors in the data by surveying the D&B list. *Id.* In light of these surveys, the consultant arrived at a DBE availability of 22.77 percent. *Id.* The consultant then ran a regression analysis on earnings and business information and concluded that in the absence of discrimination, relative DBE availability would be 27.5 percent. *Id.* IDOT considered this, along with other data, including DBE utilization on IDOTs "zero goal" experiment conducted in 2002 to 2003, in which IDOT did not use DBE goals on 5 percent of its contracts (1.5% utilization) and data of DBE utilization on projects for the Illinois State Toll Highway Authority which does not receive federal funding and whose goals are completely voluntary (1.6% utilization). *Id.* at 719. On the basis of all of this data, IDOT adopted a 22.77 percent goal for 2005. *Id.*

Despite the fact the NCI forfeited the argument that IDOT's DBE program did not serve a compelling state interest, the Seventh Circuit briefly addressed the compelling interest prong of the strict scrutiny analysis, noting that IDOT had satisfied its burden. *Id.* at 720. The court noted that, post-*Adarand*, two other circuits have held that a state may rely on the federal government's compelling interest in implementing a local DBE plan. *Id.* at 720-21, citing *Western States Paving Co., Inc. v. Washington State DOT*, 407 F.3d 983, 987 (9th Cir. 2005), *cert. denied*, 126 S.Ct. 1332 (Feb. 21, 2006) and *Sherbrooke Turf, Inc. v. Minnesota DOT*, 345 F.3d 964, 970 (8th

Cir. 2003), *cert. denied*, 541 U.S. 1041 (2004). The court stated that NCI had not articulated any reason to break ranks from the other circuits and explained that “[i]nsofar as the state is merely complying with federal law it is acting as the agent of the federal government If the state does exactly what the statute expects it to do, and the statute is conceded for purposes of litigation to be constitutional, we do not see how the state can be thought to have violated the Constitution.” *Id.* at 721, quoting *Milwaukee County Pavers Association v. Fielder*, 922 F.2d 419, 423 (7th Cir. 1991). The court did not address whether IDOT had an independent interest that could have survived constitutional scrutiny.

In addressing the narrowly tailored prong with respect to IDOT’s DBE program, the court held that IDOT had complied. *Id.* The court concluded its holding in *Milwaukee* that a state is insulated from a constitutional attack absent a showing that the state exceeded its federal authority remained applicable. *Id.* at 721-22. The court noted that the Supreme Court in *Adarand Constructors v. Peña*, 515 U.S. 200 (1995) did not seize the opportunity to overrule that decision, explaining that the Court did not invalidate its conclusion that a challenge to a state’s application of a federally mandated program must be limited to the question of whether the state exceeded its authority. *Id.* at 722.

The court further clarified the *Milwaukee* opinion in light of the interpretations of the opinions offered in by the Ninth Circuit in *Western States* and Eighth Circuit in *Sherbrooke*. *Id.* The court stated that the Ninth Circuit in *Western States* misread the *Milwaukee* decision in concluding that *Milwaukee* did not address the situation of an as-applied challenge to a DBE program. *Id.* at 722, n. 5. Relatedly, the court stated that the Eighth Circuit’s opinion in *Sherbrooke* (that the *Milwaukee* decision was compromised by the fact that it was decided under the prior law “when the 10 percent federal set-aside was more mandatory”) was unconvincing since all recipients of federal transportation funds are still required to have compliant DBE programs. *Id.* at 722. Federal law makes more clear now that the compliance could be achieved even with no DBE utilization if that were the result of a good faith use of the process. *Id.* at 722, n. 5. The court stated that IDOT in this case was acting as an instrument of federal policy and NCI’s collateral attack on the federal regulations was impermissible. *Id.* at 722.

The remainder of the court’s opinion addressed the question of whether IDOT exceeded its grant of authority under federal law, and held that all of NCI’s arguments failed. *Id.* First, NCI challenged the method by which the local base figure was calculated, the first step in the goal-setting process. *Id.* NCI argued that the number of registered and prequalified DBEs in Illinois should have simply been counted. *Id.* The court stated that while the federal regulations list several examples of methods for determining the local base figure, *Id.* at 723, these examples are not intended as an exhaustive list. The court pointed out that the fifth item in the list is entitled “Alternative Methods,” and states: “You may use other methods to determine a base figure for your overall goal. Any methodology you choose must be based on demonstrable evidence of local market conditions and be designated to ultimately attain a goal that is rationally related to the relative availability of DBEs in your market.” *Id.* (citing 49 C.F.R. § 26.45(c)(5)). According to the court, the regulations make clear that “relative availability” means “the availability of ready, willing and able DBEs relative to all business ready, willing, and able to participate” on DOT contracts. *Id.* The court stated NCI pointed to nothing in the federal regulations that indicated that a recipient must so narrowly define the scope of the ready, willing, and available firms to a simple count of the number of registered and prequalified DBEs. *Id.* The court agreed with the

district court that the remedial nature of the federal scheme militates in favor of a method of DBE availability calculation that casts a broader net. *Id.*

Second, NCI argued that the IDOT failed to properly adjust its goal based on local market conditions. *Id.* The court noted that the federal regulations do not require any adjustments to the base figure, but simply provide recipients with authority to make such adjustments if necessary. *Id.* According to the court, NCI failed to identify any aspect of the regulations requiring IDOT to separate prime contractor availability from subcontractor availability, and pointed out that the regulations require the local goal to be focused on overall DBE participation. *Id.*

Third, NCI contended that IDOT violated the federal regulations by failing to meet the maximum feasible portion of its overall goal through race-neutral means of facilitating DBE participation. *Id.* at 723-24. NCI argued that IDOT should have considered DBEs who had won subcontracts on goal projects where the prime contractor did not consider DBE status, instead of only considering DBEs who won contracts on no-goal projects. *Id.* at 724. The court held that while the regulations indicate that where DBEs win subcontracts on goal projects strictly through low bid this can be counted as race-neutral participation, the regulations did not require IDOT to search for this data, for the purpose of calculating past levels of race-neutral DBE participation. *Id.* According to the court, the record indicated that IDOT used nearly all the methods described in the regulations to maximize the portion of the goal that will be achieved through race-neutral means. *Id.*

The court affirmed the decision of the district court upholding the validity of the IDOT DBE program and found that it was narrowly tailored to further a compelling governmental interest. *Id.*

2. *Northern Contracting, Inc. v. Illinois*, 2005 WL 2230195 (N.D. Ill. Sept. 8, 2005), *aff'd* 473 F.3d 715 (7th Cir. 2007)

This decision is the district court's order that was affirmed by the Seventh Circuit Court of Appeals. This decision is instructive in that it is one of the recent cases to address the validity of the Federal DBE Program and local and state governments' implementation of the program as recipients of federal funds. The case also is instructive in that the court set forth a detailed analysis of race-, ethnicity-, and gender-neutral measures as well as evidentiary data required to satisfy constitutional scrutiny.

The district court conducted a trial after denying the parties' Motions for Summary Judgment in *Northern Contracting, Inc. v. State of Illinois, Illinois DOT, and USDOT*, 2004 WL 422704 (N.D. Ill. March 3, 2004), discussed *infra*. The following summarizes the opinion of the district court.

Northern Contracting, Inc. (the "plaintiff"), an Illinois highway contractor, sued the State of Illinois, the Illinois DOT, the United States DOT, and federal and state officials seeking a declaration that federal statutory provisions, the federal implementing regulations ("TEA-21"), the state statute authorizing the DBE program, and the Illinois DBE program itself were unlawful and unconstitutional. 2005 WL 2230195 at *1 (N.D. Ill. Sept. 8, 2005).

Under TEA-21, a recipient of federal funds is required to meet the “maximum feasible portion” of its DBE goal through race-neutral means. *Id.* at *4 (citing regulations). If a recipient projects that it cannot meet its overall DBE goal through race-neutral means, it must establish contract goals to the extent necessary to achieve the overall DBE goal. *Id.* (citing regulation). [The court provided an overview of the pertinent regulations including compliance requirements and qualifications for DBE status.]

Statistical evidence. To calculate its 2005 DBE participation goals, IDOT followed the two-step process set forth in TEA-21: (1) calculation of a base figure for the relative availability of DBEs, and (2) consideration of a possible adjustment of the base figure to reflect the effects of the DBE program and the level of participation that would be expected but for the effects of past and present discrimination. *Id.* at *6. IDOT engaged in a study to calculate its base figure and conduct a custom census to determine whether a more reliable method of calculation existed as opposed to its previous method of reviewing a bidder’s list. *Id.*

In compliance with TEA-21, IDOT used a study to evaluate the base figure using a six-part analysis: (1) the study identified the appropriate and relevant geographic market for its contracting activity and its prime contractors; (2) the study identified the relevant product markets in which IDOT and its prime contractors contract; (3) the study sought to identify all available contractors and subcontractors in the relevant industries within Illinois using Dun & Bradstreet’s *Marketplace*; (4) the study collected lists of DBEs from IDOT and 20 other public and private agencies; (5) the study attempted to correct for the possibility that certain businesses listed as DBEs were no longer qualified or, alternatively, businesses not listed as DBEs but qualified as such under the federal regulations; and (6) the study attempted to correct for the possibility that not all DBE businesses were listed in the various directories. *Id.* at *6-7. The study utilized a standard statistical sampling procedure to correct for the latter two biases. *Id.* at *7. The study thus calculated a weighted average base figure of 22.7 percent. *Id.*

IDOT then adjusted the base figure based upon two disparity studies and some reports considering whether the DBE availability figures were artificially low due to the effects of past discrimination. *Id.* at *8. One study examined disparities in earnings and business formation rates as between DBEs and their white male-owned counterparts. *Id.* Another study included a survey reporting that DBEs are rarely utilized in non-goals projects. *Id.*

IDOT considered three reports prepared by expert witnesses. *Id.* at *9. The first report concluded that minority- and women-owned businesses were underutilized relative to their capacity and that such underutilization was due to discrimination. *Id.* The second report concluded, after controlling for relevant variables such as credit worthiness, “that minorities and women are less likely to form businesses, and that when they do form businesses, those businesses achieve lower earnings than did businesses owned by white males.” *Id.* The third report, again controlling for relevant variables (education, age, marital status, industry and wealth), concluded that minority- and female-owned businesses’ formation rates are lower than those of their white male counterparts, and that such businesses engage in a disproportionate amount of government work and contracts as a result of their inability to obtain private sector work. *Id.*

IDOT also conducted a series of public hearings in which a number of DBE owners who testified that they “were rarely, if ever, solicited to bid on projects not subject to disadvantaged-firm hiring goals.” *Id.* Additionally, witnesses identified 20 prime contractors in IDOT District 1 alone who rarely or never solicited bids from DBEs on non-goals projects. *Id.* The prime contractors did not respond to IDOT’s requests for information concerning their utilization of DBEs. *Id.*

Finally, IDOT reviewed unremediated market data from four different markets (the Illinois State Toll Highway Authority, the Missouri DOT, Cook County’s public construction contracts, and a “non-goals” experiment conducted by IDOT between 2001 and 2002), and considered past utilization of DBEs on IDOT projects. *Id.* at *11. After analyzing all of the data, the study recommended an upward adjustment to 27.51 percent. However, IDOT decided to maintain its figure at 22.77 percent. *Id.*

IDOT’s representative testified that the DBE program was administered on a “contract-by-contract basis.” *Id.* She testified that DBE goals have no effect on the award of prime contracts but that contracts are awarded exclusively to the “lowest responsible bidder.” IDOT also allowed contractors to petition for a waiver of individual contract goals in certain situations (*e.g.*, where the contractor has been unable to meet the goal despite having made reasonable good faith efforts). *Id.* at *12. Between 2001 and 2004, IDOT received waiver requests on 8.53 percent of its contracts and granted three out of four; IDOT also provided an appeal procedure for a denial from a waiver request. *Id.*

IDOT implemented a number of race- and gender-neutral measures both in its fiscal year 2005 plan and in response to the district court’s earlier summary judgment order, including:

1. A “prompt payment provision” in its contracts, requiring that subcontractors be paid promptly after they complete their work, and prohibiting prime contractors from delaying such payments;
2. An extensive outreach program seeking to attract and assist DBE and other small firms enter and achieve success in the industry (including retaining a network of consultants to provide management, technical and financial assistance to small businesses, and sponsoring networking sessions throughout the state to acquaint small firms with larger contractors and to encourage the involvement of small firms in major construction projects);
3. Reviewing the criteria for prequalification to reduce any unnecessary burdens;
4. “Unbundling” large contracts; and
5. Allocating some contracts for bidding only by firms meeting the SBA’s definition of small businesses.

Id. (internal citations omitted). IDOT was also in the process of implementing bonding and financing initiatives to assist emerging contractors obtain guaranteed bonding and lines of credit, and establishing a mentor-protégé program. *Id.*

The court found that IDOT attempted to achieve the “maximum feasible portion” of its overall DBE goal through race- and gender-neutral measures. *Id.* at *13. The court found that IDOT

determined that race- and gender-neutral measures would account for 6.43 percent of its DBE goal, leaving 16.34 percent to be reached using race- and gender-conscious measures. *Id.*

Anecdotal evidence. A number of DBE owners testified to instances of perceived discrimination and to the barriers they face. *Id.* The DBE owners also testified to difficulties in obtaining work in the private sector and “unanimously reported that they were rarely invited to bid on such contracts.” *Id.* The DBE owners testified to a reluctance to submit unsolicited bids due to the expense involved and identified specific firms that solicited bids from DBEs for goals projects but not for non-goals projects. *Id.* A number of the witnesses also testified to specific instances of discrimination in bidding, on specific contracts, and in the financing and insurance markets. *Id.* at *13-14. One witness acknowledged that all small firms face difficulties in the financing and insurance markets, but testified that it is especially burdensome for DBEs who “frequently are forced to pay higher insurance rates due to racial and gender discrimination.” *Id.* at *14. The DBE witnesses also testified they have obstacles in obtaining prompt payment. *Id.*

The plaintiff called a number of non-DBE business owners who unanimously testified that they solicit business equally from DBEs and non-DBEs on non-goals projects. *Id.* Some non-DBE firm owners testified that they solicit bids from DBEs on a goals project for work they would otherwise complete themselves absent the goals; others testified that they “occasionally award work to a DBE that was not the low bidder in order to avoid scrutiny from IDOT.” *Id.* A number of non-DBE firm owners accused of failing to solicit bids from DBEs on non-goals projects testified and denied the allegations. *Id.* at *15.

Strict scrutiny. The court applied strict scrutiny to the program as a whole (including the gender-based preferences). *Id.* at *16. The court, however, set forth a different burden of proof, finding that the government must demonstrate identified discrimination with specificity and must have a “‘strong basis in evidence’ to conclude that remedial action was necessary, *before* it embarks on an affirmative action program ... If the government makes such a showing, the party challenging the affirmative action plan bears the ‘ultimate burden’ of demonstrating the unconstitutionality of the program.” *Id.* The court held that challenging party’s burden “can only be met by presenting credible evidence to rebut the government’s proffered data.” *Id.* at *17.

To satisfy strict scrutiny, the court found that IDOT did not need to demonstrate an independent compelling interest; however, as part of the narrowly tailored prong, IDOT needed to show “that there is a demonstrable need for the implementation of the Federal DBE Program within its jurisdiction.” *Id.* at *16.

The court found that IDOT presented “an abundance” of evidence documenting the disparities between DBEs and non-DBEs in the construction industry. *Id.* at *17. The plaintiff argued that the study was “erroneous because it failed to limit its DBE availability figures to those firms ... registered and pre-qualified with IDOT.” *Id.* The plaintiff also alleged the calculations of the DBE utilization rate were incorrect because the data included IDOT subcontracts and prime contracts, despite the fact that the latter are awarded to the lowest bidder as a matter of law. *Id.* Accordingly, the plaintiff alleged that IDOT’s calculation of DBE availability and utilization rates was incorrect. *Id.*

The court found that other jurisdictions had utilized the custom census approach without successful challenge. *Id.* at *18. Additionally, the court found “that the remedial nature of the federal statutes counsels for the casting of a broader net when measuring DBE availability.” *Id.* at *19. The court found that IDOT presented “an array of statistical studies concluding that DBEs face disproportionate hurdles in the credit, insurance, and bonding markets.” *Id.* at *21. The court also found that the statistical studies were consistent with the anecdotal evidence. *Id.* The court did find, however, that “there was no evidence of even a single instance in which a prime contractor failed to award a job to a DBE that offered the low bid. This ... is [also] supported by the statistical data ... which shows that at least at the level of subcontracting, DBEs are generally utilized at a rate in line with their ability.” *Id.* at *21, n. 31. Additionally, IDOT did not verify the anecdotal testimony of DBE firm owners who testified to barriers in financing and bonding. However, the court found that such verification was unnecessary. *Id.* at *21, n. 32.

The court further found:

That such discrimination indirectly affects the ability of DBEs to compete for prime contracts, despite the fact that they are awarded solely on the basis of low bid, cannot be doubted: ‘[E]xperience and size are not race- and gender-neutral variables ... [DBE] construction firms are generally smaller and less experienced because of industry discrimination.’

Id. at *21, citing *Concrete Works of Colorado, Inc. v. City and County of Denver*, 321 F.3d 950 (10th Cir. 2003).

The parties stipulated to the fact that DBE utilization goals exceed DBE availability for 2003 and 2004. *Id.* at *22. IDOT alleged, and the court so found, that the high utilization on goals projects was due to the success of the DBE program, and not to an absence of discrimination. *Id.* The court found that the statistical disparities coupled with the anecdotal evidence indicated that IDOT’s fiscal year 2005 goal was a “‘plausible lower-bound estimate’ of DBE participation in the absence of discrimination.” *Id.* The court found that the plaintiff did not present persuasive evidence to contradict or explain IDOT’s data. *Id.*

The plaintiff argued that even if accepted at face value, IDOT’s marketplace data did not support the imposition of race- and gender-conscious remedies because there was no evidence of direct discrimination by prime contractors. *Id.* The court found first that IDOT’s indirect evidence of discrimination in the bonding, financing, and insurance markets was sufficient to establish a compelling purpose. *Id.* Second, the court found:

[M]ore importantly, Plaintiff fails to acknowledge that, in enacting its DBE program, IDOT acted not to remedy its own prior discriminatory practices, but pursuant to federal law, which both authorized and required IDOT to remediate the effects of *private* discrimination on federally-funded highway contracts. This is a fundamental distinction ... [A] state or local government need not independently identify a compelling interest when its actions come in the course of enforcing a federal statute.

Id. at *23. The court distinguished *Builders Ass’n of Greater Chicago v. County of Cook*, 123 F. Supp.2d 1087 (N.D. Ill. 2000), *aff’d* 256 F.3d 642 (7th Cir. 2001), noting that the program in that case was not federally-funded. *Id.* at *23, n. 34.

The court also found that “IDOT has done its best to maximize the portion of its DBE goal” through race- and gender-neutral measures, including anti-discrimination enforcement and small business initiatives. *Id.* at *24. The anti-discrimination efforts included: an internet website where a DBE can file an administrative complaint if it believes that a prime contractor is discriminating on the basis of race or gender in the award of sub-contracts; and requiring contractors seeking prequalification to maintain and produce solicitation records on all projects, both public and private, with and without goals, as well as records of the bids received and accepted. *Id.* The small business initiative included: “unbundling” large contracts; allocating some contracts for bidding only by firms meeting the SBA’s definition of small businesses; a “prompt payment provision” in its contracts, requiring that subcontractors be paid promptly after they complete their work, and prohibiting prime contractors from delaying such payments; and an extensive outreach program seeking to attract and assist DBE and other small firms DBE and other small firms enter and achieve success in the industry (including retaining a network of consultants to provide management, technical and financial assistance to small businesses, and sponsoring networking sessions throughout the state to acquaint small firms with larger contractors and to encourage the involvement of small firms in major construction projects). *Id.*

The court found “[s]ignificantly, Plaintiff did not question the efficacy or sincerity of these race- and gender-neutral measures.” *Id.* at *25. Additionally, the court found the DBE program had significant flexibility in that utilized contract-by-contract goal setting (without a fixed DBE participation minimum) and contained waiver provisions. *Id.* The court found that IDOT approved 70 percent of waiver requests although waivers were requested on only 8 percent of all contracts. *Id.*, citing *Adarand Constructors, Inc. v. Slater* “*Adarand VII*”, 228 F.3d 1147, 1177 (10th Cir. 2000) (citing for the proposition that flexibility and waiver are critically important).

The court held that IDOT’s DBE plan was narrowly tailored to the goal of remedying the effects of racial and gender discrimination in the construction industry, and was therefore constitutional.

3. *Northern Contracting, Inc. v. State of Illinois, Illinois DOT, and USDOT*, 2004 WL 422704 (N.D. Ill. March 3, 2004)

This is the earlier decision in *Northern Contracting, Inc.*, 2005 WL 2230195 (N.D. Ill. Sept. 8, 2005), *see above*, which resulted in the remand of the case to consider the implementation of the Federal DBE Program by the IDOT. This case involves the challenge to the Federal DBE Program. The plaintiff contractor sued the IDOT and the USDOT challenging the facial constitutionality of the Federal DBE Program (TEA-21 and 49 C.F.R. Part 26) as well as the implementation of the Federal Program by the IDOT (*i.e.*, the IDOT DBE Program). The court held valid the Federal DBE Program, finding there is a compelling governmental interest and the federal program is narrowly tailored. The court also held there are issues of fact regarding whether IDOT’s DBE Program is narrowly tailored to achieve the federal government’s compelling interest. The court denied the Motions for Summary Judgment filed by the plaintiff and by IDOT, finding there were issues of material fact relating to IDOT’s implementation of the Federal DBE Program.

The court in *Northern Contracting*, held that there is an identified compelling governmental interest for implementing the Federal DBE Program and that the Federal DBE Program is narrowly tailored to further that interest. Therefore, the court granted the Federal defendants' Motion for Summary Judgment challenging the validity of the Federal DBE Program. In this connection, the district court followed the decisions and analysis in *Sherbrooke Turf, Inc. v. Minnesota Department of Transportation*, 345 F.3d 964 (8th Cir. 2003) and *Adarand Constructors, Inc. v. Slater*, 228 F.3d 1147 (10th Cir. 2000) ("*Adarand VII*"), *cert. granted then dismissed as improvidently granted*, 532 U.S. 941, 534 U.S. 103 (2001). The court held, like these two Courts of Appeals that have addressed this issue, that Congress had a strong basis in evidence to conclude that the DBE Program was necessary to redress private discrimination in federally-assisted highway subcontracting. The court agreed with the *Adarand VII* and *Sherbrooke Turf* courts that the evidence presented to Congress is sufficient to establish a compelling governmental interest, and that the contractors had not met their burden of introducing credible particularized evidence to rebut the Government's initial showing of the existence of a compelling interest in remedying the nationwide effects of past and present discrimination in the federal construction procurement subcontracting market. 2004 WL422704 at *34, *citing Adarand VII*, 228 F.3d at 1175.

In addition, the court analyzed the second prong of the strict scrutiny test, whether the government provided sufficient evidence that its program is narrowly tailored. In making this determination, the court looked at several factors, such as the efficacy of alternative remedies; the flexibility and duration of the race-conscious remedies, including the availability of waiver provisions; the relationships between the numerical goals and relevant labor market; the impact of the remedy on third parties; and whether the program is over-or-under-inclusive. The narrow tailoring analysis with regard to the as-applied challenge focused on IDOT's implementation of the Federal DBE Program.

First, the court held that the Federal DBE Program does not mandate the use of race-conscious measures by recipients of federal dollars, but in fact requires only that the goal reflect the recipient's determination of the level of DBE participation it would expect absent the effects of the discrimination. 49 C.F.R. § 26.45(b). The court recognized, as found in the *Sherbrooke Turf* and *Adarand VII* cases, that the Federal Regulations place strong emphasis on the use of race-neutral means to increase minority business participation in government contracting, that although narrow tailoring does not require exhaustion of every conceivable race-neutral alternative, it does require "serious, good faith consideration of workable race-neutral alternatives." 2004 WL422704 at *36, *citing and quoting Sherbooke Turf*, 345 F.3d at 972, *quoting Grutter v. Bollinger*, 539 U.S. 306 (2003). The court held that the Federal regulations, which prohibit the use of quotas and severely limit the use of set-asides meet this requirement. The court agreed with the *Adarand VII* and *Sherbrooke Turf* courts that the Federal DBE Program does require recipients to make a serious good faith consideration of workable race-neutral alternatives before turning to race-conscious measures.

Second, the court found that because the Federal DBE Program is subject to periodic reauthorization, and requires recipients of Federal dollars to review their programs annually, the Federal DBE scheme is appropriately limited to last no longer than necessary.

Third, the court held that the Federal DBE Program is flexible for many reasons, including that the presumption that women and minority are socially disadvantaged is deemed rebutted if an individual's personal net worth exceeds \$750,000.00, and a firm owned by individual who is not presumptively disadvantaged may nevertheless qualify for such status if the firm can demonstrate that its owners are socially and economically disadvantaged. 49 C.F.R. § 26.67(b)(1)(d). The court found other aspects of the Federal Regulations provide ample flexibility, including recipients may obtain waivers or exemptions from any requirements. Recipients are not required to set a contract goal on every USDOT-assisted contract. If a recipient estimates that it can meet the entirety of its overall goals for a given year through race-neutral means, it must implement the Program without setting contract goals during the year. If during the course of any year in which it is using contract goals a recipient determines that it will exceed its overall goals, it must adjust the use of race-conscious contract goals accordingly. 49 C.F.R. § 26.51(e)(f). Recipients also administering a DBE Program in good faith can not be penalized for failing to meet their DBE goals, and a recipient may terminate its DBE Program if it meets its annual overall goal through race-neutral means for two consecutive years. 49 C.F.R. § 26.51(f). Further, a recipient may award a contract to a bidder/offeror that does not meet the DBE Participation goals so long as the bidder has made adequate good faith efforts to meet the goals. 49 C.F.R. § 26.53(a)(2). The regulations also prohibit the use of quotas. 49 C.F.R. § 26.43.

Fourth, the court agreed with the *Sherbrooke Turf* court's assessment that the Federal DBE Program requires recipients to base DBE goals on the number of ready, willing and able disadvantaged business in the local market, and that this exercise requires recipients to establish realistic goals for DBE participation in the relevant labor markets.

Fifth, the court found that the DBE Program does not impose an unreasonable burden on third parties, including non-DBE subcontractors and taxpayers. The court found that the Federal DBE Program is a limited and properly tailored remedy to cure the effects of prior discrimination, a sharing of the burden by parties such as non-DBEs is not impermissible.

Finally, the court found that the Federal DBE Program was not over-inclusive because the regulations do not provide that every women and every member of a minority group is disadvantaged. Preferences are limited to small businesses with a specific average annual gross receipts over three fiscal years of \$16.6 million or less (at the time of this decision), and businesses whose owners' personal net worth exceed \$750,000.00 are excluded. 49 C.F.R. § 26.67(b)(1). In addition, a firm owned by a white male may qualify as socially and economically disadvantaged. 49 C.F.R. § 26.67(d).

The court analyzed the constitutionality of the IDOT DBE Program. The court adopted the reasoning of the Eighth Circuit in *Sherbrooke Turf*, that a recipient's implementation of the Federal DBE Program must be analyzed under the narrow tailoring analysis but not the compelling interest inquiry. Therefore, the court agreed with *Sherbrooke Turf* that a recipient need not establish a distinct compelling interest before implementing the Federal DBE Program, but did conclude that a recipient's implementation of the Federal DBE Program must be narrowly tailored. The court found that issues of fact remain in terms of the validity of the IDOT's DBE Program as implemented in terms of whether it was narrowly tailored to achieve the Federal Government's compelling interest. The court, therefore, denied the contractor plaintiff's Motion for Summary Judgment and the Illinois DOT's Motion for Summary Judgment.

4. *Sherbrooke Turf, Inc. v. Minnesota DOT, and Gross Seed Company v. Nebraska Department of Road*, 345 F.3d 964 (8th Cir. 2003), cert. denied, 541 U.S. 1041 (2004)

This case is instructive in its analysis of state DOT DBE-type programs and their evidentiary basis and implementation. This case also is instructive in its analysis of the narrowly tailored requirement for state DBE programs. In upholding the challenged Federal DBE Program at issue in this case, the Eighth Circuit emphasized the race-, ethnicity- and gender-neutral elements, the ultimate flexibility of the Program, and the fact the Program was tied closely only to labor markets with identified discrimination.

In *Sherbrooke Turf, Inc. v. Minnesota DOT, and Gross Seed Company v. Nebraska Department of Road*, the U.S. Court of Appeals for the Eighth Circuit upheld the constitutionality of the Federal DBE Program (49 C.F.R. Part 26). The court held the Federal Program was narrowly tailored to remedy a compelling governmental interest. The court also held the federal regulations governing the states' implementation of the Federal DBE Program were narrowly tailored, and the state DOT's implementation of the Federal DBE Program was narrowly tailored to serve a compelling government interest.

Sherbrooke and Gross Seed both contended that the Federal DBE Program on its face and as applied in Minnesota and Nebraska violated the Equal Protection component of the Fifth Amendment's Due Process Clause. The Eighth Circuit engaged in a review of the Federal DBE Program and the implementation of the Program by the Minnesota DOT and the Nebraska Department of Roads ("Nebraska DOR") under a strict scrutiny analysis and held that the Federal DBE Program was valid and constitutional and that the Minnesota DOT's and Nebraska DOR's implementation of the Program also was constitutional and valid. Applying the strict scrutiny analysis, the court first considered whether the Federal DBE Program established a compelling governmental interest, and found that it did. It concluded that Congress had a strong basis in evidence to support its conclusion that race-based measures were necessary for the reasons stated by the Tenth Circuit in *Adarand*, 228 F.3d at 1167-76. Although the contractors presented evidence that challenged the data, they failed to present affirmative evidence that no remedial action was necessary because minority-owned small businesses enjoy non-discriminatory access to participation in highway contracts. Thus, the court held they failed to meet their ultimate burden to prove that the DBE Program is unconstitutional on this ground.

Finally, Sherbrooke and Gross Seed argued that the Minnesota DOT and Nebraska DOR must independently satisfy the compelling governmental interest test aspect of strict scrutiny review. The government argued, and the district courts below agreed, that participating states need not independently meet the strict scrutiny standard because under the DBE Program the state must still comply with the DOT regulations. The Eighth Circuit held that this issue was not addressed by the Tenth Circuit in *Adarand*. The Eighth Circuit concluded that neither side's position is entirely sound.

The court rejected the contention of the contractors that their facial challenges to the DBE Program must be upheld unless the record before Congress included strong evidence of race discrimination in construction contracting in Minnesota and Nebraska. On the other hand, the court held a valid race-based program must be narrowly tailored, and to be narrowly tailored, a

national program must be limited to those parts of the country where its race-based measures are demonstrably needed to the extent that the federal government delegates this tailoring function, as a state's implementation becomes relevant to a reviewing court's strict scrutiny. Thus, the court left the question of state implementation to the narrow tailoring analysis.

The court held that a reviewing court applying strict scrutiny must determine if the race-based measure is narrowly tailored. That is, whether the means chosen to accomplish the government's asserted purpose are specifically and narrowly framed to accomplish that purpose. The contractors have the ultimate burden of establishing that the DBE Program is not narrowly tailored. *Id.* The compelling interest analysis focused on the record before Congress; the narrow-tailoring analysis looks at the roles of the implementing highway construction agencies.

For determining whether a race-conscious remedy is narrowly tailored, the court looked at factors such as the efficacy of alternative remedies, the flexibility and duration of the race-conscious remedy, the relationship of the numerical goals to the relevant labor market, and the impact of the remedy on third parties. *Id.* Under the DBE Program, a state receiving federal highway funds must, on an annual basis, submit to USDOT an overall goal for DBE participation in its federally-funded highway contracts. *See*, 49 C.F.R. § 26.45(f)(1). The overall goal "must be based on demonstrable evidence" as to the number of DBEs who are ready, willing, and able to participate as contractors or subcontractors on federally-assisted contracts. 49 C.F.R. § 26.45(b). The number may be adjusted upward to reflect the state's determination that more DBEs would be participating absent the effects of discrimination, including race-related barriers to entry. *See*, 49 C.F.R. § 26.45(d).

The state must meet the "maximum feasible portion" of its overall goal by race-neutral means and must submit for approval a projection of the portion it expects to meet through race-neutral means. *See*, 49 C.F.R. § 26.45(a), (c). If race-neutral means are projected to fall short of achieving the overall goal, the state must give preference to firms it has certified as DBEs. However, such preferences may not include quotas. 49 C.F.R. § 26.45(b). During the course of the year, if a state determines that it will exceed or fall short of its overall goal, it must adjust its use of race-conscious and race-neutral methods "[t]o ensure that your DBE program continues to be narrowly tailored to overcome the effects of discrimination." 49 C.F.R. § 26.51(f).

Absent bad faith administration of the program, a state's failure to achieve its overall goal will not be penalized. *See*, 49 C.F.R. § 26.47. If the state meets its overall goal for two consecutive years through race-neutral means, it is not required to set an annual goal until it does not meet its prior overall goal for a year. *See*, 49 C.F.R. § 26.51(f)(3). In addition, DOT may grant an exemption or waiver from any and all requirements of the Program. *See*, 49 C.F.R. § 26.15(b).

Like the district courts below, the Eighth Circuit concluded that the USDOT regulations, on their face, satisfy the Supreme Court's narrowing tailoring requirements. First, the regulations place strong emphasis on the use of race-neutral means to increase minority business participation in government contracting. 345 F.3d at 972. Narrow tailoring does not require exhaustion of every conceivable race-neutral alternative, but it does require serious good faith consideration of workable race-neutral alternatives. 345 F.3d at 971, *citing Grutter v. Bollinger*, 539 U.S. 306.

Second, the revised DBE program has substantial flexibility. A state may obtain waivers or exemptions from any requirements and is not penalized for a good faith effort to meet its overall goal. In addition, the program limits preferences to small businesses falling beneath an earnings threshold, and any individual whose net worth exceeds \$750,000.00 cannot qualify as economically disadvantaged. *See*, 49 C.F.R. § 26.67(b). Likewise, the DBE program contains built-in durational limits. 345 F.3d at 972. A state may terminate its DBE program if it meets or exceeds its annual overall goal through race-neutral means for two consecutive years. *Id.*; 49 C.F.R. § 26.51(f)(3).

Third, the court found, the USDOT has tied the goals for DBE participation to the relevant labor markets. The regulations require states to set overall goals based upon the likely number of minority contractors that would have received federal assisted highway contracts but for the effects of past discrimination. *See*, 49 C.F.R. § 26.45(c)-(d)(Steps 1 and 2). Though the underlying estimates may be inexact, the exercise requires states to focus on establishing realistic goals for DBE participation in the relevant contracting markets. *Id.* at 972.

Finally, Congress and DOT have taken significant steps, the court held, to minimize the race-based nature of the DBE Program. Its benefits are directed at all small businesses owned and controlled by the socially and economically disadvantaged. While TEA-21 creates a presumption that members of certain racial minorities fall within that class, the presumption is rebuttable, wealthy minority owners and wealthy minority-owned firms are excluded, and certification is available to persons who are not presumptably disadvantaged that demonstrate actual social and economic disadvantage. Thus, race is made relevant in the Program, but it is not a determinative factor. 345 F.3d at 973. For these reasons, the court agreed with the district courts that the revised DBE Program is narrowly tailored on its face.

Sherbrooke and Gross Seed also argued that the DBE Program as applied in Minnesota and Nebraska is not narrowly tailored. Under the Federal Program, states set their own goals, based on local market conditions; their goals are not imposed by the federal government; nor do recipients have to tie them to any uniform national percentage. 345 F.3d at 973, citing 64 Fed. Reg. at 5102.

The court analyzed what Minnesota and Nebraska did in connection with their implementation of the Federal DBE Program. Minnesota DOT commissioned a disparity study of the highway contracting market in Minnesota. The study group determined that DBEs made up 11.4 percent of the prime contractors and subcontractors in a highway construction market. Of this number, 0.6 percent were minority-owned and 10.8 percent women-owned. Based upon its analysis of business formation statistics, the consultant estimated that the number of participating minority-owned business would be 34 percent higher in a race-neutral market. Therefore, the consultant adjusted its DBE availability figure from 11.4 percent to 11.6 percent. Based on the study, Minnesota DOT adopted an overall goal of 11.6 percent DBE participation for federally-assisted highway projects. Minnesota DOT predicted that it would need to meet 9 percent of that overall goal through race and gender-conscious means, based on the fact that DBE participation in State highway contracts dropped from 10.25 percent in 1998 to 2.25 percent in 1999 when its previous DBE Program was suspended by the injunction by the district court in an earlier decision in *Sherbrooke*. Minnesota DOT required each prime contract bidder to make a good faith effort to subcontract a prescribed portion of the project to DBEs, and determined that

portion based on several individualized factors, including the availability of DBEs in the extent of subcontracting opportunities on the project.

The contractor presented evidence attacking the reliability of the data in the study, but it failed to establish that better data were available or that Minnesota DOT was otherwise unreasonable in undertaking this thorough analysis and relying on its results. *Id.* The precipitous drop in DBE participation when no race-conscious methods were employed, the court concluded, supports Minnesota DOT's conclusion that a substantial portion of its overall goal could not be met with race-neutral measures. *Id.* On that record, the court agreed with the district court that the revised DBE Program serves a compelling government interest and is narrowly tailored on its face and as applied in Minnesota.

In Nebraska, the Nebraska DOR commissioned a disparity study also to review availability and capability of DBE firms in the Nebraska highway construction market. The availability study found that between 1995 and 1999, when Nebraska followed the mandatory 10 percent set-aside requirement, 9.95 percent of all available and capable firms were DBEs, and DBE firms received 12.7 percent of the contract dollars on federally assisted projects. After apportioning part of this DBE contracting to race-neutral contracting decisions, Nebraska DOR set an overall goal of 9.95 percent DBE participation and predicted that 4.82 percent of this overall goal would have to be achieved by race-and-gender conscious means. The Nebraska DOR required that prime contractors make a good faith effort to allocate a set portion of each contract's funds to DBE subcontractors. The Eighth Circuit concluded that Gross Seed, like Sherbrooke, failed to prove that the DBE Program is not narrowly tailored as applied in Nebraska. Therefore, the court affirmed the district courts' decisions in *Gross Seed* and *Sherbrooke*. (See district court opinions discussed *infra*.)

5. *Sherbrooke Turf, Inc. v. Minnesota DOT*, 2001 WL 1502841, No. 00-CV-1026 (D. Minn. 2001) (unpublished opinion), *aff'd* 345 F.3d 964 (8th Cir. 2003)

Sherbrooke involved a landscaping service contractor owned and operated by Caucasian males. The contractor sued the Minnesota DOT claiming the Federal DBE provisions of the TEA-21 are unconstitutional. *Sherbrooke* challenged the "federal affirmative action programs," the USDOT implementing regulations, and the Minnesota DOT's participation in the DBE Program. The USDOT and the FHWA intervened as Federal defendants in the case. *Sherbrooke*, 2001 WL 1502841 at *1.

The United States District Court in *Sherbrooke* relied substantially on the Tenth Circuit Court of Appeals decision in *Adarand Constructors, Inc. v. Slater*, 228 F.3d 1147 (10th Cir. 2000), in holding that the Federal DBE Program is constitutional. The district court addressed the issue of "random inclusion" of various groups as being within the Program in connection with whether the Federal DBE Program is "narrowly tailored." The court held that Congress cannot enact a national program to remedy discrimination without recognizing classes of people whose history has shown them to be subject to discrimination and allowing states to include those people in its DBE Program.

The court held that the Federal DBE Program attempts to avoid the "potentially invidious effects of providing blanket benefits to minorities" in part,

by restricting a state's DBE preference to identified groups actually appearing in the target state. In practice, this means Minnesota can only certify members of one or another group as potential DBEs if they are present in the local market. This minimizes the chance that individuals — simply on the basis of their birth — will benefit from Minnesota's DBE program. If a group is not present in the local market, or if they are found in such small numbers that they cannot be expected to be able to participate in the kinds of construction work TEA-21 covers, that group will not be included in the accounting used to set Minnesota's overall DBE contracting goal.

Sherbrooke, 2001 WL 1502841 at *10 (D. Minn.).

The court rejected plaintiff's claim that the Minnesota DOT must independently demonstrate how its program comports with *Croson's* strict scrutiny standard. The court held that the "Constitution calls out for different requirements when a state implements a federal affirmative action program, as opposed to those occasions when a state or locality initiates the Program." *Id.* at *11 (emphasis added). The court in a footnote ruled that TEA-21, being a federal program, "relieves the state of any burden to independently carry the strict scrutiny burden." *Id.* at *11 n. 3. The court held states that establish DBE programs under TEA-21 and 49 C.F.R. Part 26 are implementing a Congressionally-required program and not establishing a local one. As such, the court concluded that the state need not independently prove its DBE program meets the strict scrutiny standard. *Id.*

6. *Gross Seed Co. v. Nebraska Department of Roads*, Civil Action File No. 4:00CV3073 (D. Neb. May 6, 2002), *aff'd* 345 F.3d 964 (8th Cir. 2003)

The United States District Court for the District of Nebraska held in *Gross Seed Co. v. Nebraska* (with the USDOT and FHWA as Interveners), that the Federal DBE Program (codified at 49 C.F.R. Part 26) is constitutional. The court also held that the Nebraska Department of Roads ("Nebraska DOR") DBE Program adopted and implemented solely to comply with the Federal DBE Program is "approved" by the court because the court found that 49 C.F.R. Part 26 and TEA-21 were constitutional.

The court concluded, similar to the court in *Sherbrooke Turf*, that the State of Nebraska did not need to independently establish that its program met the strict scrutiny requirement because the Federal DBE Program satisfied that requirement, and was therefore constitutional. The court did not engage in a thorough analysis or evaluation of the Nebraska DOR Program or its implementation of the Federal DBE Program. The court points out that the Nebraska DOR Program is adopted in compliance with the Federal DBE Program, and that the USDOT approved the use of Nebraska DOR's proposed DBE goals for fiscal year 2001, pending completion of USDOT's review of those goals. Significantly, however, the court in its findings does note that the Nebraska DOR established its overall goals for fiscal year 2001 based upon an independent availability/disparity study.

The court upheld the constitutionality of the Federal DBE Program by finding the evidence presented by the federal government and the history of the federal legislation are sufficient to

demonstrate that past discrimination does exist “in the construction industry” and that racial and gender discrimination “within the construction industry” is sufficient to demonstrate a compelling interest in individual areas, such as highway construction. The court held that the Federal DBE Program was sufficiently “narrowly tailored” to satisfy a strict scrutiny analysis based again on the evidence submitted by the federal government as to the Federal DBE Program.

7. *Adarand Constructors, Inc. v. Slater*, 228 F.3d 1147 (10th Cir. 2000) cert. granted then dismissed as improvidently granted sub nom. *Adarand Constructors, Inc. v. Mineta*, 532 U.S. 941, 534 U.S. 103 (2001)

This is the *Adarand* decision by the United States Court of Appeals for the Tenth Circuit, which was on remand from the earlier Supreme Court decision applying the strict scrutiny analysis to any constitutional challenge to the Federal DBE Program. *See Adarand Constructors, Inc. v. Pena*, 515 U.S. 200 (1995). The decision of the Tenth Circuit in this case was considered by the United States Supreme Court, after that court granted certiorari to consider certain issues raised on appeal. The Supreme Court subsequently dismissed the writ of certiorari “as improvidently granted” without reaching the merits of the case. The court did not decide the constitutionality of the Federal DBE Program as it applies to state DOTs or local governments.

The Supreme Court held that the Tenth Circuit had not considered the issue before the Supreme Court on certiorari, namely whether a race-based program applicable to direct federal contracting is constitutional. This issue is distinguished from the issue of the constitutionality of the USDOT DBE Program as it pertains to procurement of federal funds for highway projects let by states, and the implementation of the Federal DBE Program by state DOTs. Therefore, the Supreme Court held it would not reach the merits of a challenge to federal laws relating to direct federal procurement.

Turning to the Tenth Circuit decision in *Adarand Constructors, Inc. v. Slater*, 228 F.3d 1147 (10th Cir. 2000), the Tenth Circuit upheld in general the facial constitutionality of the Federal DBE Program. The court found that the federal government had a compelling interest in not perpetuating the effects of racial discrimination in its own distribution of federal funds and in remediating the effects of past discrimination in government contracting, and that the evidence supported the existence of past and present discrimination sufficient to justify the Federal DBE Program. The court also held that the Federal DBE Program is “narrowly tailored,” and therefore upheld the constitutionality of the Federal DBE Program.

It is significant to note that the court in determining the Federal DBE Program is “narrowly tailored” focused on the current regulations, 49 C.F.R. Part 26, and in particular § 26.1(a), (b), and (f). The court pointed out that the federal regulations instruct recipients as follows:

[y]ou must meet the maximum feasible portion of your overall goal by using race-neutral means of facilitating DBE participation, 49 C.F.R. § 26.51(a)(2000); *see also* 49 C.F.R. § 26.51(f)(2000) (if a recipient can meet its overall goal through race-neutral means, it must implement its program without the use of race-conscious contracting measures), and

enumerate a list of race-neutral measures, see 49 C.F.R. § 26.51(b)(2000). The current regulations also outline several race-neutral means available to program recipients including assistance in overcoming bonding and financing obstacles, providing technical assistance, establishing programs to assist start-up firms, and other methods. See 49 C.F.R. § 26.51(b). We therefore are dealing here with revisions that emphasize the continuing need to employ non-race-conscious methods even as the need for race-conscious remedies is recognized. 228 F.3d at 1178-1179.

In considering whether the Federal DBE Program is narrowly tailored, the court also addressed the argument made by the contractor that the program is over- and under-inclusive for several reasons, including that Congress did not inquire into discrimination against each particular minority racial or ethnic group. The court held that insofar as the scope of inquiry suggested was a particular state's construction industry alone, this would be at odds with its holding regarding the compelling interest in Congress's power to enact nationwide legislation. *Id.* at 1185-1186. The court held that because of the "unreliability of racial and ethnic categories and the fact that discrimination commonly occurs based on much broader racial classifications," extrapolating findings of discrimination against the various ethnic groups "is more a question of nomenclature than of narrow tailoring." *Id.* The court found that the "Constitution does not erect a barrier to the government's effort to combat discrimination based on broad racial classifications that might prevent it from enumerating particular ethnic origins falling within such classifications." *Id.*

Finally, the Tenth Circuit did not specifically address a challenge to the letting of federally-funded construction contracts by state departments of transportation. The court pointed out that plaintiff Adarand "conceded that its challenge in the instant case is to 'the federal program, implemented by federal officials,' and not to the letting of federally-funded construction contracts by state agencies." 228 F.3d at 1187. The court held that it did not have before it a sufficient record to enable it to evaluate the separate question of Colorado DOT's implementation of race-conscious policies. *Id.* at 1187-1188.

8. *Geod Corporation v. New Jersey Transit Corporation, et. al.*, 746 F. Supp.2d 642, 2010 WL 4193051 (D. N. J. October 19, 2010)

Plaintiffs, white male owners of Geod Corporation ("Geod"), brought this action against the New Jersey Transit Corporation ("NJT") alleging discriminatory practices by NJT in designing and implementing the Federal DBE program. 746 F. Supp 2d at 644. The Plaintiffs alleged that the NJT's DBE program violated the United States Constitution, 42 U.S.C. § 1981, Title VI of the Civil Rights Act of 1964, 42 U.S.C. § 2000(d) and state law. The district court previously dismissed the Complaint against all Defendants except for NJT and concluded that a genuine issue material fact existed only as to whether the method used by NJT to determine its DBE goals during 2010 were sufficiently narrowly tailored, and thus constitutional. *Id.*

New Jersey Transit Program and Disparity Study

NJT relied on the analysis of consultants for the establishment of their goals for the DBE program. The study established the effects of past discrimination, the district court found, by looking at the disparity and utilization of DBEs compared to their availability in the market. *Id.* at 648. The study used several data sets and averaged the findings in order to calculate this ratio, including: (1) the New Jersey DBE vendor List; (2) a Survey of Minority-Owned Business Enterprises (SMOBE) and a Survey of Women-Owned Enterprises (SWOBE) as determined by the U.S. Census Bureau; and (3) detailed contract files for each racial group. *Id.*

The court found the study determined an average annual utilization of 23 percent for DBEs, and to examine past discrimination, several analyses were run to measure the disparity among DBEs by race. *Id.* at 648. The Study found that all but one category was underutilized among the racial and ethnic groups. *Id.* All groups other than Asian DBEs were found to be underutilized. *Id.*

The court held that the test utilized by the study, “conducted to establish a pattern of discrimination against DBEs, proved that discrimination occurred against DBEs during the pre-qualification process and in the number of contracts that are awarded to DBEs. *Id.* at 649. The court found that DBEs are more likely than non-DBEs to be pre-qualified for small construction contracts, but are less likely to pre-qualify for larger construction projects. *Id.*

For fiscal year 2010, the study consultant followed the “three-step process pursuant to USDOT regulations to establish the NJT DBE goal.” *Id.* at 649. First, the consultant determined “the base figure for the relative availability of DBEs in the specific industries and geographical market from which DBE and non-DBE contractors are drawn.” *Id.* In determining the base figure, the consultant (1) defined the geographic marketplace, (2) identified “the relevant industries in which NJ Transit contracts,” and (3) calculated “the weighted availability measure.” *Id.* at 649.

The court found that the study consultant used political jurisdictional methods and virtual methods to pinpoint the location of contracts and/or contractors for NJT, and determined that the geographical market place for NJT contracts included New Jersey, New York and Pennsylvania. *Id.* at 649. The consultant used contract files obtained from NJT and data obtained from Dun & Bradstreet to identify the industries with which NJT contracts in these geographical areas. *Id.* The consultant then used existing and estimated expenditures in these particular industries to determine weights corresponding to NJT contracting patterns in the different industries for use in the availability analysis. *Id.*

The availability of DBEs was calculated by using the following data: Unified Certification Program Business Directories for the states of New Jersey, New York and Pennsylvania; NJT Vendor List; Dun & Bradstreet database; 2002 Survey of Small Business Owners; and NJT Pre-Qualification List. *Id.* at 649-650. The availability rates were then “calculated by comparing the number of ready, willing, and able minority and women-owned firms in the defined geographic marketplace to the total number of ready, willing, and able firms in the same geographic marketplace. *Id.* The availability rates in each industry were weighed in accordance with NJT expenditures to determine a base figure. *Id.*

Second, the consultant adjusted the base figure due to evidence of discrimination against DBE prime contractors and disparities in small purchases and construction pre-qualification. *Id.* at 650. The discrimination analysis examined discrimination in small purchases, discrimination in pre-qualification, two regression analyses, an Essex County disparity study, market discrimination, and previous utilization. *Id.* at 650.

The Final Recommendations Report noted that there were sizeable differences in the small purchases awards to DBEs and non-DBEs with the awards to DBEs being significantly smaller. *Id.* at 650. DBEs were also found to be less likely to be pre-qualified for contracts over \$1 million in comparison to similarly situated non-DBEs. *Id.* The regression analysis using the dummy variable method yielded an average estimate of a discriminatory effect of -28.80 percent. *Id.* The discrimination regression analysis using the residual difference method showed that on average 12.2 percent of the contract amount disparity awarded to DBEs and non-DBEs was unexplained. *Id.*

The consultant also considered evidence of discrimination in the local market in accordance with 49 C.F.R. § 26.45(d). The Final Recommendations Report cited in the 2005 Essex County Disparity Study suggested that discrimination in the labor market contributed to the unexplained portion of the self-employment, employment, unemployment, and wage gaps in Essex County, New Jersey. *Id.* at 650.

The consultant recommended that NJT focus on increasing the number of DBE prime contractors. Because qualitative evidence is difficult to quantify, according to the consultant, only the results from the regression analyses were used to adjust the base goal. *Id.* The base goal was then adjusted from 19.74 percent to 23.79 percent. *Id.*

Third, in order to partition the DBE goal by race-neutral and race-conscious methods, the consultant analyzed the share of all DBE contract dollars won with no goals. *Id.* at 650. He also performed two different regression analyses: one involving predicted DBE contract dollars and DBE receipts if the goal was set at zero. *Id.* at 651. The second method utilized predicted DBE contract dollars with goals and predicted DBE contract dollars without goals to forecast how much firms with goals would receive had they not included the goals. *Id.* The consultant averaged his results from all three methods to conclude that the fiscal year 2010 NJT a portion of the race-neutral DBE goal should be 11.94 percent and a portion of the race-conscious DBE goal should be 11.84 percent. *Id.* at 651.

The district court applied the strict scrutiny standard of review. The district court already decided, in the course of the motions for summary judgment, that compelling interest was satisfied as New Jersey was entitled to adopt the federal government's compelling interest in enacting TEA-21 and its implementing regulations. *Id.* at 652, citing *Geod v. N.J. Transit Corp.*, 678 F.Supp.2d 276, 282 (D.N.J. 2009). Therefore, the court limited its analysis to whether NJT's DBE program was narrowly tailored to further that compelling interest in accordance with "its grant of authority under federal law." *Id.* at 652 citing *Northern Contracting, Inc. v. Illinois Department of Transportation*, 473 F.3d 715, 722 (7th Cir. 2007).

Applying *Northern Contracting v. Illinois*

The district court clarified its prior ruling in 2009 (*see* 678 F.Supp.2d 276) regarding summary judgment, that the court agreed with the holding in *Northern Contracting, Inc. v. Illinois*, that “a challenge to a state’s application of a federally mandated program must be limited to the question of whether the state exceeded its authority.” *Id.* at 652 *quoting Northern Contracting*, 473 F.3d at 721. The district court in *Geod* followed the Seventh Circuit explanation that when a state department of transportation is acting as an instrument of federal policy, a plaintiff cannot collaterally attack the federal regulations through a challenge to a state’s program. *Id.* at 652, *citing Northern Contracting*, 473 F.3d at 722. Therefore, the district court held that the inquiry is limited to the question of whether the state department of transportation “exceeded its grant of authority under federal law.” *Id.* at 652-653, *quoting Northern Contracting*, 473 F.3d at 722 and *citing also Tennessee Asphalt Co. v. Farris*, 942 F.2d 969, 975 (6th Cir. 1991).

The district court found that the holding and analysis in *Northern Contracting* does not contradict the Eighth Circuit’s analysis in *Sherbrooke Turf, Inc. v. Minnesota Department of Transportation*, 345 F.3d 964, 970-71 (8th Cir. 2003). *Id.* at 653. The court held that the Eighth Circuit’s discussion of whether the DBE programs as implemented by the State of Minnesota and the State of Nebraska were narrowly tailored focused on whether the states were following the USDOT regulations. *Id.* at 653 *citing Sherbrooke Turf*, 345 F.3d 973-74. Therefore, “only when the state exceeds its federal authority is it susceptible to an as-applied constitutional challenge.” *Id.* at 653 *quoting Western States Paving Co., Inc. v. Washington State Department of Transportation*, 407 F.3d 983 (9th Cir. 2005)(McKay, C.J.)(concurring in part and dissenting in part) and *citing South Florida Chapter of the Associated General Contractors v. Broward County*, 544 F.Supp.2d 1336, 1341 (S.D.Fla.2008).

The court held the initial burden of proof falls on the government, but once the government has presented proof that its affirmative action plan is narrowly tailored, the party challenging the affirmative action plan bears the ultimate burden of proving that the plan is unconstitutional. *Id.* at 653.

In analyzing whether NJT’s DBE program was constitutionally defective, the district court focused on the basis of plaintiffs’ argument that it was not narrowly tailored because it includes in the category of DBEs racial or ethnic groups as to which the plaintiffs alleged NJT had no evidence of past discrimination. *Id.* at 653. The court found that most of plaintiffs’ arguments could be summarized as questioning whether NJT presented demonstrable evidence of the availability of ready, willing and able DBEs as required by 49 C.F.R. § 26.45. *Id.* The court held that NJT followed the goal setting process required by the federal regulations. *Id.* The court stated that NJT began this process with the 2002 disparity study that examined past discrimination and found that all of the groups listed in the regulations were underutilized with the exception of Asians. *Id.* at 654. In calculating the fiscal year 2010 goals, the consultant used contract files and data from Dun & Bradstreet to determine the geographical location corresponding to NJT contracts and then further focused that information by weighting the industries according to NJT’s use. *Id.*

The consultant used various methods to calculate the availability of DBEs, including: the UCP Business Directories for the states of New Jersey, New York and Pennsylvania; NJT Vendor List;

Dun & Bradstreet database; 2002 Survey of Small Business Owners; and NJT Pre-Qualification List. *Id.* at 654. The court stated that NJT only utilized one of the examples listed in 49 C.F.R. § 26.45(c), the DBE directories method, in formulating the fiscal year 2010 goals. *Id.*

The district court pointed out, however, the regulations state that the “examples are provided as a starting point for your goal setting process and that the examples are not intended as an exhaustive list. *Id.* at 654, *citing* 46 C.F.R. § 26.45(c). The court concluded the regulations clarify that other methods or combinations of methods to determine a base figure may be used. *Id.* at 654.

The court stated that NJT had used these methods in setting goals for prior years as demonstrated by the reports for 2006 and 2009. *Id.* at 654. In addition, the court noted that the Seventh Circuit held that a custom census, the Dun & Bradstreet database, and the IDOT’s list of DBEs were an acceptable combination of methods with which to determine the base figure for TEA-21 purposes. *Id.* at 654, *citing Northern Contracting*, 473 F.3d at 718.

The district court found that the expert witness for plaintiffs had not convinced the court that the data were faulty, and the testimony at trial did not persuade the court that the data or regression analyses relied upon by NJT were unreliable or that another method would provide more accurate results. *Id.* at 654-655.

The court in discussing step two of the goals setting process pointed out that the data examined by the consultant is listed in the regulations as proper evidence to be used to adjust the base figure. *Id.* at 655, *citing* 49 C.F.R. § 26.45(d). These data included evidence from disparity studies and statistical disparities in the ability of DBEs to get pre-qualification. *Id.* at 655. The consultant stated that evidence of societal discrimination was not used to adjust the base goal and that the adjustment to the goal was based on the discrimination analysis, which controls for size of firm and effect of having a DBE goal. *Id.* at 655.

The district court then analyzed NJT’s division of the adjusted goal into race-conscious and race-neutral portions. *Id.* at 655. The court noted that narrowly tailoring does not require exhaustion of every conceivable race-neutral alternative, but instead requires serious, good faith consideration of workable race-neutral alternatives. *Id.* at 655. The court agreed with *Western States Paving* that only “when race-neutral efforts prove inadequate do these regulations authorize a State to resort to race-conscious measures to achieve the remainder of its DBE utilization goal.” *Id.* at 655, *quoting Western States Paving*, 407 F.3d at 993-94.

The court found that the methods utilized by NJT had been used by it on previous occasions, which were approved by the USDOT. *Id.* at 655. The methods used by NJT, the court found, also complied with the examples listed in 49 C.F.R. § 26.51, including arranging solicitations, times for the presentation of bids, quantities, specifications, and delivery schedules in ways that facilitate DBE participation; providing pre-qualification assistance; implementing supportive services programs; and ensuring distribution of DBE directories. *Id.* at 655. The court held that based on these reasons and following the *Northern Contracting, Inc. v. Illinois* line of cases, NJT’s DBE program did not violate the Constitution as it did not exceed its federal authority. *Id.* at 655.

However, the district court also found that even under the *Western States Paving Co., Inc. v. Washington State DOT* standard, the NJT program still was constitutional. *Id.* at 655. Although the court found that the appropriate inquiry is whether NJT exceeded its federal authority as detailed in *Northern Contracting, Inc. v. Illinois*, the court also examined the NJT DBE program under *Western States Paving Co. v. Washington State DOT*. *Id.* at 655-656. The court stated that under *Western States Paving*, a Court must “undertake an as-applied inquiry into whether [the state’s] DBE program is narrowly tailored.” *Id.* at 656, quoting *Western States Paving*, 407 F.3d at 997.

Applying *Western States Paving*

The district court then analyzed whether the NJT program was narrowly tailored applying *Western States Paving*. Under the first prong of the narrowly tailoring analysis, a remedial program is only narrowly tailored if its application is limited to those minority groups that have actually suffered discrimination. *Id.* at 656, citing *Western States Paving*, 407 F.3d at 998. The court acknowledged that according to the 2002 Final Report, the ratios of DBE utilization to DBE availability was 1.31. *Id.* at 656. However, the court found that the Plaintiffs’ argument failed as the facts in *Western States Paving* were distinguishable from those of NJT, because NJT did receive complaints, *i.e.*, anecdotal evidence, of the lack of opportunities for Asian firms. *Id.* at 656. NJT employees testified that Asian firms informally and formally complained of a lack of opportunity to grow and indicated that the DBE program was assisting with this issue. *Id.* In addition, Plaintiff’s expert conceded that Asian firms have smaller average contract amounts in comparison to non-DBE firms. *Id.*

The Plaintiff relied solely on the utilization rate as evidence that Asians are not discriminated against in NJT contracting. *Id.* at 656. The court held this was insufficient to overcome the consultant’s determination that discrimination did exist against Asians, and thus this group was properly included in the DBE program. *Id.* at 656.

The district court rejected Plaintiffs’ argument that the first step of the narrow tailoring analysis was not met because NJT focuses its program on sub-contractors when NJT’s expert identified “prime contracting” as the area in which NJT procurements evidence discrimination. *Id.* at 656. The court held that narrow tailoring does not require exhaustion of every conceivable race-neutral alternative but it does require serious, good faith consideration of workable race-neutral alternatives. *Id.* at 656, citing *Sherbrook Turf*, 345 F.3d at 972 (quoting *Grutter v. Bollinger*, 539 U.S. 306, 339, (2003)). In its efforts to implement race-neutral alternatives, the court found NJT attempted to break larger contracts up in order to make them available to smaller contractors and continues to do so when logistically possible and feasible to the procurement department. *Id.* at 656-657.

The district court found NJT satisfied the third prong of the narrowly tailored analysis, the “relationship of the numerical goals to the relevant labor market.” *Id.* at 657. Finally, under the fourth prong, the court addressed the impact on third-parties. *Id.* at 657. The court noted that placing a burden on third parties is not impermissible as long as that burden is minimized. *Id.* at 657, citing *Western States Paving*, 407 F.3d at 995. The court stated that instances will inevitably occur where non-DBEs will be bypassed for contracts that require DBE goals. However, TEA-21

and its implementing regulations contain provisions intended to minimize the burden on non-DBEs. *Id.* at 657, citing *Western States Paving*, 407 F.3d at 994-995.

The court pointed out the Ninth Circuit in *Western States Paving* found that inclusion of regulations allowing firms that were not presumed to be DBEs to demonstrate that they were socially and economically disadvantaged, and thus qualified for DBE programs, as well as the net worth limitations, were sufficient to minimize the burden on DBEs. *Id.* at 657, citing *Western States Paving*, 407 F.3d at 955. The court held that the Plaintiffs did not provide evidence that NJT was not complying with implementing regulations designed to minimize harm to third parties. *Id.*

Therefore, even if the district court utilized the as-applied narrow tailoring inquiry set forth in *Western States Paving*, NJT's DBE program would not be found to violate the Constitution, as the court held it was narrowly tailored to further a compelling governmental interest. *Id.* at 657.

9. *Geod Corporation v. New Jersey Transit Corporation, et. seq.* 678 F.Supp.2d 276, 2009 WL 2595607 (D.N.J. August 20, 2009)

Plaintiffs Geod and its officers, who are white males, sued the NJT and state officials seeking a declaration that NJT's DBE program was unconstitutional and in violation of the United States 5th and 14th Amendment to the United States Constitution and the Constitution of the State of New Jersey, and seeking a permanent injunction against NJT for enforcing or utilizing its DBE program. The NJT's DBE program was implemented in accordance with the Federal DBE Program and TEA-21 and 49 C.F.R. Part 26.

The parties filed cross Motions for Summary Judgment. The plaintiff Geod challenged the constitutionality of NJT's DBE program for multiple reasons, including alleging NJT could not justify establishing a program using race- and sex-based preferences; the NJT's disparity study did not provide a sufficient factual predicate to justify the DBE Program; NJT's statistical evidence did not establish discrimination; NJT did not have anecdotal data evidencing a "strong basis in evidence" of discrimination which justified a race- and sex-based program; NJT's program was not narrowly tailored and over-inclusive; NJT could not show an exceedingly persuasive justification for gender preferences; and that NJT's program was not narrowly tailored because race-neutral alternatives existed. In opposition, NJT filed a Motion for Summary Judgment asserting that its DBE program was narrowly tailored because it fully complied with the requirements of the Federal DBE Program and TEA-21.

The district court held that states and their agencies are entitled to adopt the federal governments' compelling interest in enacting TEA-21 and its implementing regulations. 2009 WL 2595607 at *4. The court stated that plaintiff's argument that NJT cannot establish the need for its DBE program was a "red herring, which is unsupported." The plaintiff did not question the constitutionality of the compelling interest of the Federal DBE Program. The court held that all states "inherit the federal governments' compelling interest in establishing a DBE program." *Id.*

The court found that establishing a DBE program "is not contingent upon a state agency demonstrating a need for same, as the federal government has already done so." *Id.* The court concluded that this reasoning rendered plaintiff's assertions that NJT's disparity study did not

have sufficient factual predicate for establishing its DBE program, and that no exceedingly persuasive justification was found to support gender based preferences, as without merit. *Id.* The court held that NJT does not need to justify establishing its DBE program, as it has already been justified by the legislature. *Id.*

The court noted that both plaintiff's and defendant's arguments were based on an alleged split in the Federal Circuit Courts of Appeal. Plaintiff Geod relies on *Western States Paving Company v. Washington State DOT*, 407 F.3d 983 (9th Cir. 2005) for the proposition that an as-applied challenge to the constitutionality of a particular DBE program requires a demonstration by the recipient of federal funds that the program is narrowly tailored. *Id.* at *5. In contrast, the NJT relied primarily on *Northern Contracting, Inc. v. State of Illinois*, 473 F.3d 715 (7th Cir. 2007) for the proposition that if a DBE program complies with TEA-21, it is narrowly tailored. *Id.*

The court viewed the various Federal Circuit Court of Appeals decisions as fact specific determinations which have lead to the parties distinguishing cases without any substantive difference in the application of law. *Id.*

The court reviewed the decisions by the Ninth Circuit in *Western States Paving* and the Seventh Circuit of *Northern Contracting*. In *Western States Paving*, the district court stated that the Ninth Circuit held for a DBE program to pass constitutional muster, it must be narrowly tailored; specifically, the recipient of federal funds must evidence past discrimination in the relevant market in order to utilize race conscious DBE goals. *Id.* at *5. The Ninth Circuit, according to district court, made a fact specific determination as to whether the DBE program complied with TEA-21 in order to decide if the program was narrowly tailored to meet the federal regulation's requirements. The district court stated that the requirement that a recipient must evidence past discrimination "is nothing more than a requirement of the regulation." *Id.*

The court stated that the Seventh Circuit in *Northern Contracting* held a recipient must demonstrate that its program is narrowly tailored, and that generally a recipient is insulated from this sort of constitutional attack absent a showing that the state exceeded its federal authority. *Id.*, citing *Northern Contracting*, 473 F.3d at 721. The district court held that implicit in *Northern Contracting* is the fact one may challenge the constitutionality of a DBE program, as it is applied, to the extent that the program exceeds its federal authority. *Id.*

The court, therefore, concluded that it must determine first whether NJT's DBE program complies with TEA-21, then whether NJT exceeded its federal authority in its application of its DBE program. In other words, the district court stated it must determine whether the NJT DBE program complies with TEA-21 in order to determine whether the program, as implemented by NJT, is narrowly tailored. *Id.*

The court pointed out that the Eighth Circuit Court of Appeals in *Sherbrook Turf, Inc. v. Minnesota DOT*, 345 F.3d 964 (8th Cir. 2003) found Minnesota's DBE program was narrowly tailored because it was in compliance with TEA-21's requirements. The Eighth Circuit in *Sherbrook*, according to the district court, analyzed the application of Minnesota's DBE program to ensure compliance with TEA-21's requirements to ensure that the DBE program implemented by Minnesota DOT was narrowly tailored. *Id.* at *5.

The court held that TEA-21 delegates to each state that accepts federal transportation funds the responsibility of implementing a DBE program that comports with TEA-21. In order to comport with TEA-21, the district court stated a recipient must (1) determine an appropriate DBE participation goal, (2) examine all evidence and evaluate whether an adjustment, if any, is needed to arrive at their goal, and (3) if the adjustment is based on continuing effects of past discrimination, provide demonstrable evidence that is logically and directly related to the effect for which the adjustment is sought. *Id.* at *6, citing *Western States Paving Company*, 407 F.3d at 983, 988.

First, the district court stated a recipient of federal funds must determine, at the local level, the figure that would constitute an appropriate DBE involvement goal, based on their relative availability of DBEs. *Id.* at *6, citing 49 C.F.R. § 26.45(c). In this case, the court found that NJT did determine a base figure for the relative availability of DBEs, which accounted for demonstrable evidence of local market conditions and was designed to be rationally related to the relative availability of DBEs. *Id.* The court pointed out that NJT conducted a disparity study, and the disparity study utilized NJT's DBE lists from fiscal years 1995-1999 and Census Data to determine its base DBE goal. The court noted that the plaintiffs' argument that the data used in the disparity study were stale, was without merit and had no basis in law. The court found that the disparity study took into account the primary industries, primary geographic market, and race neutral alternatives, then adjusted its goal to encompass these characteristics. *Id.* at *6.

The court stated that the use of DBE directories and Census data are what the legislature intended for state agencies to utilize in making a base DBE goal determination. *Id.* Also, the court stated that "perhaps more importantly, NJT's DBE goal was approved by the USDOT every year from 2002 until 2008." *Id.* at *6. Thus, the court found NJT appropriately determined their DBE availability, which was approved by the USDOT, pursuant to 49 C.F.R. § 26.45(c). *Id.* at *6. The court held that NJT demonstrated its overall DBE goal is based on demonstrable evidence of the availability of ready, willing, and able DBEs relative to all businesses ready, willing, and able to participate in DOT assisted contracts and reflects its determination of the level of DBE participation it would expect absent the effects of discrimination. *Id.*

Also of significance, the court pointed out that plaintiffs did not provide any evidence that NJT did not set a DBE goal based upon 49 C.F. § 26.45(c). The court thus held that genuine issues of material fact remain only as to whether a reasonable jury may find that the method used by NJT to determine its DBE goal was sufficiently narrowly tailored. *Id.* at *6.

The court pointed out that to determine what adjustment to make, the disparity study examined qualitative data such as focus groups on the pre-qualification status of DBEs, working with prime contractors, securing credit, and its effect on DBE participation, as well as procurement officer interviews to analyze, and compare and contrast their relationships with non-DBE vendors and DBE vendors. *Id.* at *7. This qualitative information was then compared to DBE bids and DBE goals for each year in question. NJT's adjustment to its DBE goal also included an analysis of the overall disparity ratio, as well as, DBE utilization based on race, gender and ethnicity. *Id.* A decomposition analysis was also performed. *Id.*

The court concluded that NJT provided evidence that it, at a minimum, examined the current capacity of DBEs to perform work in its DOT-assisted contracting program, as measured by the

volume of work DBEs have performed in recent years, as well as utilizing the disparity study itself. The court pointed out there were two methods specifically approved by 49 C.F.R. § 26.45(d). *Id.*

The court also found that NJT took into account race neutral measures to ensure that the greatest percentage of DBE participation was achieved through race and gender neutral means. The district court concluded that “critically,” plaintiffs failed to provide evidence of another, more perfect, method that could have been utilized to adjust NJT’s DBE goal. *Id.* at *7. The court held that genuine issues of material fact remain only as to whether NJT’s adjustment to its DBE goal is sufficiently narrowly tailored and thus constitutional. *Id.*

NJT, the court found, adjusted its DBE goal to account for the effects of past discrimination, noting the disparity study took into account the effects of past discrimination in the pre-qualification process of DBEs. *Id.* at *7. The court quoted the disparity study as stating that it found non-trivial and statistically significant measures of discrimination in contract amounts awarded during the study period. *Id.* at *8.

The court found, however, that what was “gravely critical” about the finding of the past effects of discrimination is that it only took into account six groups including American Indian, Hispanic, Asian, blacks, women and “unknown,” but did not include an analysis of past discrimination for the ethnic group “Iraqi,” which is now a group considered to be a DBE by the NJT. *Id.* Because the disparity report included a category entitled “unknown,” the court held a genuine issue of material fact remains as to whether “Iraqi” is legitimately within NJT’s defined DBE groups and whether a demonstrable finding of discrimination exists for Iraqis. Therefore, the court denied both plaintiffs’ and defendants’ Motions for Summary Judgment as to the constitutionality of NJT’s DBE program.

The court also held that because the law was not clearly established at the time NJT established its DBE program to comply with TEA-21, the individual state defendants were entitled to qualified immunity and their Motion for Summary Judgment as to the state officials was granted. The court, in addition, held that plaintiff’s Title VI claims were dismissed because the individual defendants were not recipients of federal funds, and that the NJT as an instrumentality of the State of New Jersey is entitled to sovereign immunity. Therefore, the court held that the plaintiff’s claims based on the violation of 42 U.S.C. § 1983 were dismissed and NJT’s Motion for Summary Judgment was granted as to that claim.

10. *South Florida Chapter of the Associated General Contractors v. Broward County, Florida*, 544 F. Supp.2d 1336 (S.D. Fla. 2008)

Plaintiff, the South Florida Chapter of the Associated General Contractors, brought suit against the Defendant, Broward County, Florida challenging Broward County’s implementation of the Federal DBE Program and Broward County’s issuance of contracts pursuant to the Federal DBE Program. Plaintiff filed a Motion for a Preliminary Injunction. The court considered only the threshold legal issue raised by Plaintiff in the Motion, namely whether or not the decision in *Western States Paving Company v. Washington State Department of Transportation*, 407 F.3d 983 (9th Cir. 2005) should govern the Court’s consideration of the merits of Plaintiffs’ claim. 544 F.Supp.2d at 1337. The court identified the threshold legal issue presented as essentially,

“whether compliance with the federal regulations is all that is required of Defendant Broward County.” *Id.* at 1338.

The Defendant County contended that as a recipient of federal funds implementing the Federal DBE Program, all that is required of the County is to comply with the federal regulations, relying on case law from the Seventh Circuit in support of its position. 544 F.Supp.2d at 1338, *citing Northern Contracting v. Illinois*, 473 F.3d 715 (7th Cir. 2007). The Plaintiffs disagreed, and contended that the County must take additional steps beyond those explicitly provided for in the federal regulations to ensure the constitutionality of the County’s implementation of the Federal DBE Program, as administered in the County, *citing Western States Paving*, 407 F.3d 983. The court found that there was no case law on point in the Eleventh Circuit Court of Appeals. *Id.* at 1338.

Ninth Circuit Approach: *Western States*

The district court analyzed the Ninth Circuit Court of Appeals approach in *Western States Paving* and the Seventh Circuit approach in *Milwaukee County Pavers Association v. Fiedler*, 922 F.2d 419 (7th Cir. 1991) and *Northern Contracting*, 473 F.3d 715. The district court in *Broward County* concluded that the Ninth Circuit in *Western States Paving* held that whether Washington’s DBE program is narrowly tailored to further Congress’s remedial objective depends upon the presence or absence of discrimination in the State’s transportation contracting industry, and that it was error for the district court in *Western States Paving* to uphold Washington’s DBE program simply because the state had complied with the federal regulations. 544 F.Supp.2d at 1338-1339. The district court in *Broward County* pointed out that the Ninth Circuit in *Western States Paving* concluded it would be necessary to undertake an as-applied inquiry into whether the state’s program is narrowly tailored. 544 F.Supp.2d at 1339, *citing Western States Paving*, 407 F.3d at 997.

In a footnote, the district court in *Broward County* noted that the USDOT “appears not to be of one mind on this issue, however.” 544 F.Supp.2d at 1339, n. 3. The district court stated that the “United States DOT has, in analysis posted on its Web site, implicitly instructed states and localities outside of the Ninth Circuit to ignore the *Western States Paving* decision, which would tend to indicate that this agency may not concur with the ‘opinion of the United States’ as represented in *Western States*.” 544 F.Supp.2d at 1339, n. 3. The district court noted that the United States took the position in the *Western States Paving* case that the “state would have to have evidence of past or current effects of discrimination to use race-conscious goals.” 544 F.Supp.2d at 1338, *quoting Western States Paving*.

The Court also pointed out that the Eighth Circuit Court of Appeals in *Sherbrooke Turf, Inc. v. Minnesota Department of Transportation*, 345 F.3d 964 (8th Cir. 2003) reached a similar conclusion as in *Western States Paving*. 544 F.Supp.2d at 1339. The Eighth Circuit in *Sherbrooke*, like the court in *Western States Paving*, “concluded that the federal government had delegated the task of ensuring that the state programs are narrowly tailored, and looked to the underlying data to determine whether those programs were, in fact, narrowly tailored, rather than simply relying on the states’ compliance with the federal regulations.” 544 F.Supp.2d at 1339.

Seventh Circuit Approach: *Milwaukee County and Northern Contracting*

The district court in *Broward County* next considered the Seventh Circuit approach. The Defendants in *Broward County* agreed that the County must make a local finding of discrimination for its program to be constitutional. 544 F.Supp.2d at 1339. The County, however, took the position that it must make this finding through the process specified in the federal regulations, and should not be subject to a lawsuit if that process is found to be inadequate. *Id.* In support of this position, the County relied primarily on the Seventh Circuit's approach, first articulated in *Milwaukee County Pavers Association v. Fiedler*, 922 F.2d 419 (7th Cir. 1991), then reaffirmed in *Northern Contracting*, 473 F.3d 715 (7th Cir. 2007). 544 F.Supp.2d at 1339.

Based on the Seventh Circuit approach, insofar as the state is merely doing what the statute and federal regulations envisage and permit, the attack on the state is an impermissible collateral attack on the federal statute and regulations. 544 F.Supp.2d at 1339-1340. This approach concludes that a state's role in the federal program is simply as an agent, and insofar "as the state is merely complying with federal law it is acting as the agent of the federal government and is no more subject to being enjoined on equal protection grounds than the federal civil servants who drafted the regulations." 544 F.Supp.2d at 1340, *quoting Milwaukee County Pavers*, 922 F.2d at 423.

The Ninth Circuit addressed the *Milwaukee County Pavers* case in *Western States Paving*, and attempted to distinguish that case, concluding that the constitutionality of the federal statute and regulations were not at issue in *Milwaukee County Pavers*. 544 F.Supp.2d at 1340. In 2007, the Seventh Circuit followed up the critiques made in *Western States Paving* in the *Northern Contracting* decision. *Id.* The Seventh Circuit in *Northern Contracting* concluded that the majority in *Western States Paving* misread its decision in *Milwaukee County Pavers* as did the Eighth Circuit Court of Appeals in *Sherbrooke*. 544 F.Supp.2d at 1340, *citing Northern Contracting*, 473 F.3d at 722, n.5. The district court in *Broward County* pointed out that the Seventh Circuit in *Northern Contracting* emphasized again that the state DOT is acting as an instrument of federal policy, and a plaintiff cannot collaterally attack the federal regulations through a challenge to the state DOT's program. 544 F.Supp.2d at 1340, *citing Northern Contracting*, 473 F.3d at 722.

The district court in *Broward County* stated that other circuits have concurred with this approach, including the Sixth Circuit Court of Appeals decision in *Tennessee Asphalt Company v. Farris*, 942 F.2d 969 (6th Cir. 1991). 544 F.Supp.2d at 1340. The district court in *Broward County* held that the Tenth Circuit Court of Appeals took a similar approach in *Ellis v. Skinner*, 961 F.2d 912 (10th Cir. 1992). 544 F.Supp.2d at 1340. The district court in *Broward County* held that these Circuit Courts of Appeal have concluded that "where a state or county fully complies with the federal regulations, it cannot be enjoined from carrying out its DBE program, because any such attack would simply constitute an improper collateral attack on the constitutionality of the regulations." 544 F.Supp.2d at 1340-41.

The district court in *Broward County* held that it agreed with the approach taken by the Seventh Circuit Court of Appeals in *Milwaukee County Pavers* and *Northern Contracting* and concluded that "the appropriate factual inquiry in the instant case is whether or not Broward County has fully complied with the federal regulations in implementing its DBE program." 544 F.Supp.2d at 1341. It is significant to note that the Plaintiffs did not challenge the as-applied constitutionality

of the federal regulations themselves, but rather focused their challenge on the constitutionality of Broward County's actions in carrying out the DBE program. 544 F.Supp.2d at 1341. The district court in *Broward County* held that this type of challenge is "simply an impermissible collateral attack on the constitutionality of the statute and implementing regulations." *Id.*

The district court concluded that it would apply the case law as set out in the Seventh Circuit Court of Appeals and concurring circuits, and that the trial in this case would be conducted solely for the purpose of establishing whether or not the County has complied fully with the federal regulations in implementing its DBE program. 544 F.Supp.2d at 1341.

Subsequently, there was a Stipulation of Dismissal filed by all parties in the district court, and an Order of Dismissal was filed without a trial of the case in November 2008.

11. *Klaver Construction, Inc. v. Kansas DOT*, 211 F. Supp.2d 1296 (D. Kan. 2002)

This is another case that involved a challenge to the USDOT Regulations that implement TEA-21 (49 C.F.R. Part 26), in which the plaintiff contractor sought to enjoin the Kansas Department of Transportation ("DOT") from enforcing its DBE Program on the grounds that it violates the Equal Protection Clause under the Fourteenth Amendment. This case involves a direct constitutional challenge to racial and gender preferences in federally-funded state highway contracts. This case concerned the constitutionality of the Kansas DOT's implementation of the Federal DBE Program, and the constitutionality of the gender-based policies of the federal government and the race- and gender-based policies of the Kansas DOT. The court granted the federal and state defendants' (USDOT and Kansas DOT) Motions to Dismiss based on lack of standing. The court held the contractor could not show the specific aspects of the DBE Program that it contends are unconstitutional have caused its alleged injuries.

F. Recent Decisions Involving State or Local Government MBE/WBE Programs in Other Jurisdictions

Recent Decisions in Federal Circuit Courts of Appeal

1. *H. B. Rowe Co., Inc. v. W. Lyndo Tippet, NCDOT, et al.*, 615 F.3d 233 (4th Cir. 2010)

The State of North Carolina enacted statutory legislation that required prime contractors to engage in good faith efforts to satisfy participation goals for minority and women subcontractors on state-funded projects. (See facts as detailed in the decision of the United States District Court for the Eastern District of North Carolina discussed below.). The plaintiff, a prime contractor, brought this action after being denied a contract because of its failure to demonstrate good faith efforts to meet the participation goals set on a particular contract that it was seeking an award to perform work with the North Carolina Department of Transportation (“NCDOT”). Plaintiff asserted that the participation goals violated the Equal Protection Clause and sought injunctive relief and money damages.

After a bench trial, the district court held the challenged statutory scheme constitutional both on its face and as applied, and the plaintiff prime contractor appealed. 615 F.3d 233 at 236. The Court of Appeals held that the State did not meet its burden of proof in all respects to uphold the validity of the state legislation. But, the Court agreed with the district court that the State produced a strong basis in evidence justifying the statutory scheme on its face, and as applied to African American and Native American subcontractors, and that the State demonstrated that the legislative scheme is narrowly tailored to serve its compelling interest in remedying discrimination against these racial groups. The Court thus affirmed the decision of the district court in part, reversed it in part and remanded for further proceedings consistent with the opinion. *Id.*

The Court found that the North Carolina statutory scheme “largely mirrored the federal Disadvantaged Business Enterprise (“DBE”) program, with which every state must comply in awarding highway construction contracts that utilize federal funds.” 615 F.3d 233 at 236. The Court also noted that federal courts of appeal “have uniformly upheld the Federal DBE Program against equal-protection challenges.” *Id.*, at footnote 1, *citing, Adarand Constructors, Inc. v. Slater*, 228 F.3d 1147 (10th Cir. 2000).

In 2004, the State retained a consultant to prepare and issue a third study of subcontractors employed in North Carolina’s highway construction industry. The study, according to the Court, marshaled evidence to conclude that disparities in the utilization of minority subcontractors persisted. 615 F.3d 233 at 238. The Court pointed out that in response to the study, the North Carolina General Assembly substantially amended state legislation section 136-28.4 and the new law went into effect in 2006. The new statute modified the previous statutory scheme, according to the Court in five important respects. *Id.*

First, the amended statute expressly conditions implementation of any participation goals on the findings of the 2004 study. Second, the amended statute eliminates the 5 and 10 percent annual goals that were set in the predecessor statute. 615 F.3d 233 at 238-239. Instead, as amended, the statute requires the NCDOT to “establish annual aspirational goals, not mandatory

goals, ... for the overall participation in contracts by disadvantaged minority-owned and women-owned businesses ... [that] shall not be applied rigidly on specific contracts or projects.” *Id.* at 239, *quoting*, N.C. Gen.Stat. § 136-28.4(b)(2010). The statute further mandates that the NCDOT set “contract-specific goals or project-specific goals ... for each disadvantaged minority-owned and women-owned business category that has demonstrated significant disparity in contract utilization” based on availability, as determined by the study. *Id.*

Third, the amended statute narrowed the definition of “minority” to encompass only those groups that have suffered discrimination. *Id.* at 239. The amended statute replaced a list of defined minorities to any certain groups by defining “minority” as “only those racial or ethnicity classifications identified by [the study] ... that have been subjected to discrimination in the relevant marketplace and that have been adversely affected in their ability to obtain contracts with the Department.” *Id.* at 239 *quoting* section 136-28.4(c)(2)(2010).

Fourth, the amended statute required the NCDOT to reevaluate the Program over time and respond to changing conditions. 615 F.3d 233 at 239. Accordingly, the NCDOT must conduct a study similar to the 2004 study at least every five years. *Id.* § 136-28.4(b). Finally, the amended statute contained a sunset provision which was set to expire on August 31, 2009, but the General Assembly subsequently extended the sunset provision to August 31, 2010. *Id.* Section 136-28.4(e) (2010).

The Court also noted that the statute required only good faith efforts by the prime contractors to utilize subcontractors, and that the good faith requirement, the Court found, proved permissive in practice: prime contractors satisfied the requirement in 98.5 percent of cases, failing to do so in only 13 of 878 attempts. 615 F.3d 233 at 239.

Strict scrutiny. The Court stated the strict scrutiny standard was applicable to justify a race-conscious measure, and that it is a substantial burden but not automatically “fatal in fact.” 615 F.3d 233 at 241. The Court pointed out that “[t]he unhappy persistence of both the practice and the lingering effects of racial discrimination against minority groups in this country is an unfortunate reality, and government is not disqualified from acting in response to it.” *Id.* at 241 *quoting Alexander v. Estepp*, 95 F.3d 312, 315 (4th Cir. 1996). In so acting, a governmental entity must demonstrate it had a compelling interest in “remedying the effects of past or present racial discrimination.” *Id.*, *quoting Shaw v. Hunt*, 517 U.S. 899, 909 (1996).

Thus, the Court found that to justify a race-conscious measure, a state must identify that discrimination, public or private, with some specificity, and must have a strong basis in evidence for its conclusion that remedial action is necessary. 615 F.3d 233 at 241 *quoting Croson*, 488 U.S. at 504 and *Wygant v. Jackson Board of Education*, 476 U.S. 267, 277 (1986)(plurality opinion).

The Court significantly noted that: “There is no ‘precise mathematical formula to assess the quantum of evidence that rises to the *Croson* ‘strong basis in evidence’ benchmark.” 615 F.3d 233 at 241, *quoting Rothe Dev. Corp. v. Department of Defense*, 545 F.3d 1023, 1049 (Fed.Cir. 2008). The Court stated that the sufficiency of the State’s evidence of discrimination “must be evaluated on a case-by-case basis.” *Id.* at 241. (internal quotation marks omitted).

The Court held that a state “need not conclusively prove the existence of past or present racial discrimination to establish a strong basis in evidence for concluding that remedial action is necessary. 615 F.3d 233 at 241, *citing Concrete Works*, 321 F.3d at 958. “Instead, a state may meet its burden by relying on “a significant statistical disparity” between the availability of qualified, willing, and able minority subcontractors and the utilization of such subcontractors by the governmental entity or its prime contractors. *Id.* at 241, *citing Croson*, 488 U.S. at 509 (plurality opinion). The Court stated that we “further require that such evidence be ‘corroborated by significant anecdotal evidence of racial discrimination.’” *Id.* at 241, *quoting Maryland Troopers Association, Inc. v. Evans*, 993 F.2d 1072, 1077 (4th Cir. 1993).

The Court pointed out that those challenging race-based remedial measures must “introduce credible, particularized evidence to rebut” the state’s showing of a strong basis in evidence for the necessity for remedial action. *Id.* at 241-242, *citing Concrete Works*, 321 F.3d at 959. Challengers may offer a neutral explanation for the state’s evidence, present contrasting statistical data, or demonstrate that the evidence is flawed, insignificant, or not actionable. *Id.* at 242 (citations omitted). However, the Court stated “that mere speculation that the state’s evidence is insufficient or methodologically flawed does not suffice to rebut a state’s showing. *Id.* at 242, *citing Concrete Works*, 321 F.3d at 991.

The Court held that to satisfy strict scrutiny, the state’s statutory scheme must also be “narrowly tailored” to serve the state’s compelling interest in not financing private discrimination with public funds. 615 F.3d 233 at 242, *citing Alexander*, 95 F.3d at 315 (*citing Adarand*, 515 U.S. at 227).

Intermediate scrutiny. The Court held that courts apply “intermediate scrutiny” to statutes that classify on the basis of gender. *Id.* at 242. The Court found that a defender of a statute that classifies on the basis of gender, meets this intermediate scrutiny burden “by showing at least that the classification serves important governmental objectives and that the discriminatory means employed are substantially related to the achievement of those objectives.” *Id.*, *quoting Mississippi University for Women v. Hogan*, 458 U.S. 718, 724 (1982). The Court noted that intermediate scrutiny requires less of a showing than does “the most exacting” strict scrutiny standard of review. *Id.* at 242. The Court found that its “sister circuits” provide guidance in formulating a governing evidentiary standard for intermediate scrutiny. These courts agree that such a measure “can rest safely on something less than the ‘strong basis in evidence’ required to bear the weight of a race- or ethnicity-conscious program.” *Id.* at 242, *quoting Engineering Contractors*, 122 F.3d at 909 (other citations omitted).

In defining what constitutes “something less” than a ‘strong basis in evidence,’ the courts, ... also agree that the party defending the statute must ‘present [] sufficient probative evidence in support of its stated rationale for enacting a gender preference, *i.e.*,...the evidence [must be] sufficient to show that the preference rests on evidence-informed analysis rather than on stereotypical generalizations.” 615 F.3d 233 at 242 *quoting Engineering Contractors*, 122 F.3d at 910 and *Concrete Works*, 321 F.3d at 959. The gender-based measures must be based on “reasoned analysis rather than on the mechanical application of traditional, often inaccurate, assumptions.” *Id.* at 242 *quoting Hogan*, 458 U.S. at 726.

Plaintiff's burden. The Court found that when a plaintiff alleges that a statute violates the Equal Protection Clause as applied and on its face, the plaintiff bears a heavy burden. In its facial challenge, the Court held that a plaintiff "has a very heavy burden to carry, and must show that [a statutory scheme] cannot operate constitutionally under any circumstance." *Id.* at 243, quoting *West Virginia v. U.S. Department of Health & Human Services*, 289 F.3d 281, 292 (4th Cir. 2002).

Statistical evidence. The Court examined the State's statistical evidence of discrimination in public-sector subcontracting, including its disparity evidence and regression analysis. The Court noted that the statistical analysis analyzed the difference or disparity between the amount of subcontracting dollars minority- and women-owned businesses actually won in a market and the amount of subcontracting dollars they would be expected to win given their presence in that market. 615 F.3d 233 at 243. The Court found that the study grounded its analysis in the "disparity index," which measures the participation of a given racial, ethnic, or gender group engaged in subcontracting. *Id.* In calculating a disparity index, the study divided the percentage of total subcontracting dollars that a particular group won by the percent that group represents in the available labor pool, and multiplied the result by 100. *Id.* The closer the resulting index is to 100, the greater that group's participation. *Id.*

The Court held that after *Croson*, "a number of our sister circuits have recognized the utility of the disparity index in determining statistical disparities in the utilization of minority- and women-owned businesses." *Id.* at 243-244 (Citations to multiple federal circuit court decisions omitted.) The Court also found that generally "courts consider a disparity index lower than 80 as an indication of discrimination." *Id.* at 244. Accordingly, the study considered only a disparity index lower than 80 as warranting further investigation. *Id.*

The Court pointed out that after calculating the disparity index for each relevant racial or gender group, the consultant tested for the statistical significance of the results by conducting standard deviation analysis through the use of t-tests. The Court noted that standard deviation analysis "describes the probability that the measured disparity is the result of mere chance." 615 F.3d 233 at 244, quoting *Eng'g Contractors*, 122 F.3d at 914. The consultant considered the finding of two standard deviations to demonstrate "with 95 percent certainty that disparity, as represented by either overutilization or underutilization, is actually present." *Id.*, citing *Eng'g Contractors*, 122 F.3d at 914.

The study analyzed the participation of minority and women subcontractors in construction contracts awarded and managed from the central NCDOT office in Raleigh, North Carolina. 615 F.3d 233 at 244. To determine utilization of minority and women subcontractors, the consultant developed a master list of contracts mainly from State-maintained electronic databases and hard copy files; then selected from that list a statistically valid sample of contracts, and calculated the percentage of subcontracting dollars awarded to minority- and women-owned businesses during the 5-year period ending in June 2003. (The study was published in 2004). *Id.* at 244.

The Court found that the use of data for centrally-awarded contracts was sufficient for its analysis. It was noted that data from construction contracts awarded and managed from the NCDOT divisions across the state and from preconstruction contracts, which involve work from

engineering firms and architectural firms on the design of highways, was incomplete and not accurate. 615 F.3d 233 at 244, n.6. These data were not relied upon in forming the opinions relating to the study. *Id.* at 244, n. 6.

To estimate availability, which the Court defined as the percentage of a particular group in the relevant market area, the consultant created a vendor list comprising: (1) subcontractors approved by the department to perform subcontract work on state-funded projects, (2) subcontractors that performed such work during the study period, and (3) contractors qualified to perform prime construction work on state-funded contracts. 615 F.3d 233 at 244. The Court noted that prime construction work on state-funded contracts was included based on the testimony by the consultant that prime contractors are qualified to perform subcontracting work and often do perform such work. *Id.* at 245. The Court also noted that the consultant submitted its master list to the NCDOT for verification. *Id.* at 245.

Based on the utilization and availability figures, the study prepared the disparity analysis comparing the utilization based on the percentage of subcontracting dollars over the five year period, determining the availability in numbers of firms and their percentage of the labor pool, a disparity index which is the percentage of utilization in dollars divided by the percentage of availability multiplied by 100, and a T Value. 615 F.3d 233 at 245.

The Court concluded that the figures demonstrated prime contractors underutilized all of the minority subcontractor classifications on state-funded construction contracts during the study period. 615 F.3d 233 245. The disparity index for each group was less than 80 and, thus, the Court found warranted further investigation. *Id.* The t-test results, however, demonstrated marked underutilization only of African American and Native American subcontractors. *Id.* For African Americans the t-value fell outside of two standard deviations from the mean and, therefore, was statistically significant at a 95 percent confidence level. *Id.* The Court found there was at least a 95 percent probability that prime contractors' underutilization of African American subcontractors was *not* the result of mere chance. *Id.*

For Native American subcontractors, the t-value of 1.41 was significant at a confidence level of approximately 85 percent. 615 F.3d 233 at 245. The t-values for Hispanic American and Asian American subcontractors, demonstrated significance at a confidence level of approximately 60 percent. The disparity index for women subcontractors found that they were overutilized during the study period. The overutilization was statistically significant at a 95 percent confidence level. *Id.*

To corroborate the disparity study, the consultant conducted a regression analysis studying the influence of certain company and business characteristics – with a particular focus on owner race and gender – on a firm's gross revenues. 615 F.3d 233 at 246. The consultant obtained the data from a telephone survey of firms that conducted or attempted to conduct business with the NCDOT. The survey pool consisted of a random sample of such firms. *Id.*

The consultant used the firms' gross revenues as the dependent variable in the regression analysis to test the effect of other variables, including company age and number of full-time employees, and the owners' years of experience, level of education, race, ethnicity, and gender. 615 F.3d 233 at 246. The analysis revealed that minority and women ownership universally had

a negative effect on revenue, and African American ownership of a firm had the largest negative effect on that firm's gross revenue of all the independent variables included in the regression model. *Id.* These findings led to the conclusion that for African Americans the disparity in firm revenue was not due to capacity-related or managerial characteristics alone. *Id.*

The Court rejected the arguments by the plaintiffs attacking the availability estimates. The Court rejected the plaintiff's expert, Dr. George LaNoue, who testified that bidder data – reflecting the number of subcontractors that actually bid on Department subcontracts – estimates availability better than “vendor data.” 615 F.3d 233 at 246. Dr. LaNoue conceded, however, that the State does not compile bidder data and that bidder data actually reflects skewed availability in the context of a goals program that urges prime contractors to solicit bids from minority and women subcontractors. *Id.* The Court found that the plaintiff's expert did not demonstrate that the vendor data used in the study was unreliable, or that the bidder data would have yielded less support for the conclusions reached. In sum, the Court held that the plaintiffs challenge to the availability estimate failed because it could not demonstrate that the 2004 study's availability estimate was inadequate. *Id.* at 246. The Court cited *Concrete Works*, 321 F.3d at 991 for the proposition that a challenger cannot meet its burden of proof through conjecture and unsupported criticisms of the state's evidence,” and that the plaintiff Rowe presented no viable alternative for determining availability. *Id.* at 246-247, citing *Concrete Works*, 321 F.3d 991 and *Sherbrooke Turf, Inc. v. Minn. Department of Transportation*, 345 F.3d 964, 973 (8th Cir. 2003).

The Court also rejected the plaintiff's argument that minority subcontractors participated on state-funded projects at a level consistent with their availability in the relevant labor pool, based on the state's response that evidence as to the *number* of minority subcontractors working with state-funded projects does not effectively rebut the evidence of discrimination in terms of subcontracting *dollars*. 615 F.3d 233 at 247. The State pointed to evidence indicating that prime contractors used minority businesses for low-value work in order to comply with the goals, and that African American ownership had a significant negative impact on firm revenue unrelated to firm capacity or experience. *Id.* The Court concluded plaintiff did not offer any contrary evidence. *Id.*

The Court found that the State bolstered its position by presenting evidence that minority subcontractors have the capacity to perform higher-value work. 615 F.3d 233 at 247. The study concluded, based on a sample of subcontracts and reports of annual firm revenue, that exclusion of minority subcontractors from contracts under \$500,000 was not a function of capacity. *Id.* at 247. Further, the State showed that over 90 percent of the NCDOT's subcontracts were valued at \$500,000 or less, and that capacity constraints do not operate with the same force on subcontracts as they may on prime contracts because subcontracts tend to be relatively small. *Id.* at 247. The Court pointed out that the Court in *Rothe II*, 545 F.3d at 1042-45, faulted disparity analyses of total construction dollars, including prime contracts, for failing to account for the relative capacity of firms in that case. *Id.* at 247.

The Court pointed out that in addition to the statistical evidence, the State also presented evidence demonstrating that from 1991 to 1993, during the Program's suspension, prime contractors awarded substantially fewer subcontracting dollars to minority and women subcontractors on state-funded projects. The Court rejected the plaintiff's argument that evidence of a decline in utilization does not raise an inference of discrimination. 615 F.3d 233 at

247-248. The Court held that the very significant decline in utilization of minority and women-subcontractors – nearly 38 percent – “surely provides a basis for a fact finder to infer that discrimination played some role in prime contractors’ reduced utilization of these groups during the suspension.” *Id.* at 248, *citing Adarand v. Slater*, 228 F.3d at 1174 (finding that evidence of declining minority utilization after a program has been discontinued “strongly supports the government’s claim that there are significant barriers to minority competition in the public subcontracting market, raising the specter of racial discrimination.”) The Court found such an inference is particularly compelling for minority-owned businesses because, even during the study period, prime contractors continue to underutilize them on state-funded road projects. *Id.* at 248.

Anecdotal evidence. The State additionally relied on three sources of anecdotal evidence contained in the study: a telephone survey, personal interviews, and focus groups. The Court found the anecdotal evidence showed an informal “good old boy” network of white contractors that discriminated against minority subcontractors. 615 F.3d 233 at 248. The Court noted that three-quarters of African American respondents to the telephone survey agreed that an informal network of prime and subcontractors existed in the State, as did the majority of other minorities, that more than half of African American respondents believed the network excluded their companies from bidding or awarding a contract as did many of the other minorities. *Id.* at 248. The Court found that nearly half of nonminority male respondents corroborated the existence of an informal network, however, only 17 percent of them believed that the network excluded their companies from bidding or winning contracts. *Id.*

Anecdotal evidence also showed a large majority of African American respondents reported that double standards in qualifications and performance made it more difficult for them to win bids and contracts, that prime contractors view minority firms as being less competent than nonminority firms, and that nonminority firms change their bids when not required to hire minority firms. 615 F.3d 233 at 248. In addition, the anecdotal evidence showed African American and Native American respondents believed that prime contractors sometimes dropped minority subcontractors after winning contracts. *Id.* at 248. The Court found that interview and focus-group responses echoed and underscored these reports. *Id.*

The anecdotal evidence indicated that prime contractors already know who they will use on the contract before they solicit bids: that the “good old boy network” affects business because prime contractors just pick up the phone and call their buddies, which excludes others from that market completely; that prime contractors prefer to use other less qualified minority-owned firms to avoid subcontracting with African American-owned firms; and that prime contractors use their preferred subcontractor regardless of the bid price. 615 F.3d 233 at 248-249. Several minority subcontractors reported that prime contractors do not treat minority firms fairly, pointing to instances in which prime contractors solicited quotes the day before bids were due, did not respond to bids from minority subcontractors, refused to negotiate prices with them, or gave minority subcontractors insufficient information regarding the project. *Id.* at 249.

The Court rejected the plaintiffs’ contention that the anecdotal data was flawed because the study did not verify the anecdotal data and that the consultant oversampled minority subcontractors in collecting the data. The Court stated that the plaintiffs offered no rationale as to why a fact finder could not rely on the State’s “unverified” anecdotal data, and pointed out

that a fact finder could very well conclude that anecdotal evidence need not- and indeed cannot- be verified because it “is nothing more than a witness’ narrative of an incident told from the witness’ perspective and including the witness’ perceptions.” 615 F.3d 233 at 249, *quoting Concrete Works*, 321 F.3d at 989.

The Court held that anecdotal evidence simply supplements statistical evidence of discrimination. *Id.* at 249. The Court rejected plaintiffs’ argument that the study oversampled representatives from minority groups, and found that surveying more non-minority men would not have advanced the inquiry. *Id.* at 249. It was noted that the samples of the minority groups were randomly selected. *Id.* The Court found the state had compelling anecdotal evidence that minority subcontractors face race-based obstacles to successful bidding. *Id.* at 249.

Strong basis in evidence that the minority participation goals were necessary to remedy discrimination. The Court held that the State presented a “strong basis in evidence” for its conclusion that minority participation goals were necessary to remedy discrimination against African American and Native American subcontractors.” 615 F.3d 233 at 250. Therefore, the Court held that the State satisfied the strict scrutiny test. The Court found that the State’s data demonstrated that prime contractors grossly underutilized African American and Native American subcontractors in public sector subcontracting during the study. *Id.* at 250. The Court noted that these findings have particular resonance because since 1983, North Carolina has encouraged minority participation in state-funded highway projects, and yet African American and Native American subcontractors continue to be underutilized on such projects. *Id.* at 250.

In addition, the Court found the disparity index in the study demonstrated statistically significant underutilization of African American subcontractors at a 95 percent confidence level, and of Native American subcontractors at a confidence level of approximately 85 percent. 615 F.3d 233 at 250. The Court concluded the State bolstered the disparity evidence with regression analysis demonstrating that African American ownership correlated with a significant, negative impact on firm revenue, and demonstrated there was a dramatic decline in the utilization of minority subcontractors during the suspension of the program in the 1990s. *Id.*

Thus, the Court held the State’s evidence showing a gross statistical disparity between the availability of qualified American and Native American subcontractors and the amount of subcontracting dollars they win on public sector contracts established the necessary statistical foundation for upholding the minority participation goals with respect to these groups. 615 F.3d 233 at 250. The Court then found that the State’s anecdotal evidence of discrimination against these two groups sufficiently supplemented the State’s statistical showing. *Id.* The survey in the study exposed an informal, racially exclusive network that systemically disadvantaged minority subcontractors. *Id.* at 251. The Court held that the State could conclude with good reason that such networks exert a chronic and pernicious influence on the marketplace that calls for remedial action. *Id.* The Court found the anecdotal evidence indicated that racial discrimination is a critical factor underlying the gross statistical disparities presented in the study. *Id.* at 251. Thus, the Court held that the State presented substantial statistical evidence of gross disparity, corroborated by “disturbing” anecdotal evidence.

The Court held in circumstances like these, the Supreme Court has made it abundantly clear a state can remedy a public contracting system that withholds opportunities from minority groups because of their race. 615 F.3d 233 at 251-252.

Narrowly tailored. The Court then addressed whether the North Carolina statutory scheme was narrowly tailored to achieve the State's compelling interest in remedying discrimination against African American and Native American subcontractors in public-sector subcontracting. The following factors were considered in determining whether the statutory scheme was narrowly tailored.

Neutral measures. The Court held that narrowly tailoring requires "serious, good faith consideration of workable race-neutral alternatives," but a state need not "exhaust [] ... every conceivable race-neutral alternative." 615 F.3d 233 at 252 quoting *Grutter v. Bollinger*, 539 U.S. 306, 339 (2003). The Court found that the study details numerous alternative race-neutral measures aimed at enhancing the development and competitiveness of small or otherwise disadvantaged businesses in North Carolina. *Id.* at 252. The Court pointed out various race-neutral alternatives and measures, including a Small Business Enterprise Program; waiving institutional barriers of bonding and licensing requirements on certain small business contracts of \$500,000 or less; and the Department contracts for support services to assist disadvantaged business enterprises with bookkeeping and accounting, taxes, marketing, bidding, negotiation, and other aspects of entrepreneurial development. *Id.* at 252.

The Court found that plaintiff identified no viable race-neutral alternatives that North Carolina had failed to consider and adopt. The Court also found that the State had undertaken most of the race-neutral alternatives identified by USDOT in its regulations governing the Federal DBE Program. 615 F.3d 233 at 252, *citing* 49 C.F.R. § 26.51(b). The Court concluded that the State gave serious good faith consideration to race-neutral alternatives prior to adopting the statutory scheme. *Id.*

The Court concluded that despite these race-neutral efforts, the study demonstrated disparities continue to exist in the utilization of African American and Native American subcontractors in state-funded highway construction subcontracting, and that these "persistent disparities indicate the necessity of a race-conscious remedy." 615 F.3d 233 at 252.

Duration. The Court agreed with the district court that the program was narrowly tailored in that it set a specific expiration date and required a new disparity study every five years. 615 F.3d 233 at 253. The Court found that the program's inherent time limit and provisions requiring regular reevaluation ensure it is carefully designed to endure only until the discriminatory impact has been eliminated. *Id.* at 253, *citing* *Adarand Constructors v. Slater*, 228 F.3d at 1179 (quoting *United States v. Paradise*, 480 U.S. 149, 178 (1987)).

Program's goals related to percentage of minority subcontractors. The Court concluded that the State had demonstrated that the Program's participation goals are related to the percentage of minority subcontractors in the relevant markets in the State. 615 F.3d 233 at 253. The Court found that the NCDOT had taken concrete steps to ensure that these goals accurately reflect the availability of minority-owned businesses on a project-by-project basis. *Id.*

Flexibility. The Court held that the Program was flexible and thus satisfied this indicator of narrow tailoring. 615 F.3d 233 at 253. The Program contemplated a waiver of project-specific goals when prime contractors make good faith efforts to meet those goals, and that the good faith efforts essentially require only that the prime contractor solicit and consider bids from minorities. *Id.* The State does not require or expect the prime contractor to accept any bid from an unqualified bidder, or any bid that is not the lowest bid. *Id.* The Court found there was a lenient standard and flexibility of the “good faith” requirement, and noted the evidence showed only 13 of 878 good faith submissions failed to demonstrate good faith efforts. *Id.*

Burden on non-MWBE/DBEs. The Court rejected the two arguments presented by plaintiff that the Program created onerous solicitation and follow-up requirements, finding that there was no need for additional employees dedicated to the task of running the solicitation program to obtain MBE/WBEs, and that there was no evidence to support the claim that plaintiff was required to subcontract millions of dollars of work that it could perform itself for less money. 615 F.3d 233 at 254. The State offered evidence from the study that prime contractors need not submit subcontract work that they can self-perform. *Id.*

Overinclusive. The Court found by its own terms the statutory scheme is not overinclusive because it limited relief to only those racial or ethnicity classifications that have been subjected to discrimination in the relevant marketplace and that had been adversely affected in their ability to obtain contracts with the Department. 615 F.3d 233 at 254. The Court concluded that in tailoring the remedy this way, the legislature did not randomly include racial groups that may never have suffered from discrimination in the construction industry, but rather, contemplated participation goals only for those groups shown to have suffered discrimination. *Id.*

In sum, the Court held that the statutory scheme is narrowly tailored to achieve the State’s compelling interest in remedying discrimination in public-sector subcontracting against African American and Native American subcontractors. *Id.* at 254.

Women-owned businesses overutilized. The study’s public-sector disparity analysis demonstrated that women-owned businesses won far more than their expected share of subcontracting dollars during the study period. 615 F.3d 233 at 254. In other words, the Court concluded that prime contractors substantially overutilized women subcontractors on public road construction projects. *Id.* The Court found the public-sector evidence did not evince the “exceedingly persuasive justification” the Supreme Court requires. *Id.* at 255.

The Court noted that the State relied heavily on private-sector data from the study attempting to demonstrate that prime contractors significantly underutilized women subcontractors in the general construction industry statewide and in the Charlotte, North Carolina area. 615 F.3d 233 at 255. However, because the study did not provide a t-test analysis on the private-sector disparity figures to calculate statistical significance, the Court could not determine whether this private underutilization was “the result of mere chance.” *Id.* at 255. The Court found troubling the “evidentiary gap” that there was no evidence indicating the extent to which women-owned businesses competing on public-sector road projects vied for private-sector subcontracts in the general construction industry. *Id.* at 255. The Court also found that the State did not present any anecdotal evidence indicating that women subcontractors successfully bidding on State contracts faced private-sector discrimination. *Id.* In addition, the Court found missing any

evidence prime contractors that discriminate against women subcontractors in the private sector nevertheless win public-sector contracts. *Id.*

The Court pointed out that it did not suggest that the proponent of a gender-conscious program “must always tie private discrimination to public action.” 615 F.3d 233 at 255, n. 11. But, the Court held where, as here, there existed substantial probative evidence of overutilization in the relevant public sector, a state must present something more than generalized private-sector data unsupported by compelling anecdotal evidence to justify a gender-conscious program. *Id.* at 255, n. 11.

Moreover, the Court found the state failed to establish the amount of overlap between general construction and road construction subcontracting. 615 F.3d 233 at 256. The Court said that the dearth of evidence as to the correlation between public road construction subcontracting and private general construction subcontracting severely limits the private data’s probative value in this case. *Id.*

Thus, the Court held that the State could not overcome the strong evidence of overutilization in the public sector in terms of gender participation goals, and that the proffered private-sector data failed to establish discrimination in the particular field in question. 615 F.3d 233 at 256. Further, the anecdotal evidence, the Court concluded, indicated that most women subcontractors do not experience discrimination. *Id.* Thus, the Court held that the State failed to present sufficient evidence to support the Program’s current inclusion of women subcontractors in setting participation goals. *Id.*

Holding. The Court held that the state legislature had crafted legislation that withstood the constitutional scrutiny. 615 F.3d 233 at 257. The Court concluded that in light of the statutory scheme’s flexibility and responsiveness to the realities of the marketplace, and given the State’s strong evidence of discrimination against African American and Native American subcontractors in public-sector subcontracting, the State’s application of the statute to these groups is constitutional. *Id.* at 257. However, the Court also held that because the State failed to justify its application of the statutory scheme to women, Asian American, and Hispanic American subcontractors, the Court found those applications were not constitutional.

Therefore, the Court affirmed the judgment of the district court with regard to the facial validity of the statute, and with regard to its application to African American and Native American subcontractors. 615 F.3d 233 at 258. The Court reversed the district court’s judgment insofar as it upheld the constitutionality of the state legislature as applied to women, Asian American and Hispanic American subcontractors. *Id.* The Court thus remanded the case to the district court to fashion an appropriate remedy consistent with the opinion. *Id.*

Concurring opinions. It should be pointed out that there were two concurring opinions by the three Judge panel: one judge concurred in the judgment, and the other judge concurred fully in the majority opinion and the judgment.

2. *Jana-Rock Construction, Inc. v. New York State Dept. of Economic Development*, 438 F.3d 195 (2d Cir. 2006)

This recent case is instructive in connection with the determination of the groups that may be included in a MBE/WBE-type program, and the standard of analysis utilized to evaluate a local government's non-inclusion of certain groups. In this case, the Second Circuit Court of Appeals held racial classifications that are challenged as "under-inclusive" (*i.e.*, those that exclude persons from a particular racial classification) are subject to a "rational basis" review, not strict scrutiny.

Plaintiff Luiere, a 70 percent shareholder of Jana-Rock Construction, Inc. ("Jana Rock") and the "son of a Spanish mother whose parents were born in Spain," challenged the constitutionality of the State of New York's definition of "Hispanic" under its local minority-owned business program. 438 F.3d 195, 199-200 (2d Cir. 2006). Under the USDOT regulations, 49 C.F.R. § 26.5, "Hispanic Americans" are defined as "persons of Mexican, Puerto Rican, Cuban, Dominican, Central or South American, or other Spanish or Portuguese culture or origin, regardless of race." *Id.* at 201. Upon proper application, Jana-Rock was certified by the New York Department of Transportation as a Disadvantaged Business Enterprise ("DBE") under the federal regulations. *Id.*

However, unlike the federal regulations, the State of New York's local minority-owned business program included in its definition of minorities "Hispanic persons of Mexican, Puerto Rican, Dominican, Cuban, Central or South American of either Indian or Hispanic origin, regardless of race." The definition did not include all persons from, or descendants of persons from, Spain or Portugal. *Id.* Accordingly, Jana-Rock was denied MBE certification under the local program; Jana-Rock filed suit alleging a violation of the Equal Protection Clause. *Id.* at 202-03. The plaintiff conceded that the overall minority-owned business program satisfied the requisite strict scrutiny, but argued that the definition of "Hispanic" was fatally under-inclusive. *Id.* at 205.

The Second Circuit found that the narrow-tailoring prong of the strict scrutiny analysis "allows New York to identify which groups it is prepared to prove are in need of affirmative action without demonstrating that no other groups merit consideration for the program." *Id.* at 206. The court found that evaluating under-inclusiveness as an element of the strict scrutiny analysis was at odds with the United States Supreme Court decision in *City of Richmond v. J.A. Croson Co.*, 488 U.S. 469 (1989) which required that affirmative action programs be no broader than necessary. *Id.* at 207-08. The court similarly rejected the argument that the state should mirror the federal definition of "Hispanic," finding that Congress has more leeway than the states to make broader classifications because Congress is making such classifications on the national level. *Id.* at 209.

The court opined — without deciding — that it may be impermissible for New York to simply adopt the "federal USDOT definition of Hispanic without at least making an independent assessment of discrimination against Hispanics of Spanish Origin in New York." *Id.* Additionally, finding that the plaintiff failed to point to any discriminatory purpose by New York in failing to include persons of Spanish or Portuguese descent, the court determined that the rational basis analysis was appropriate. *Id.* at 213.

The court held that the plaintiff failed the rational basis test for three reasons: (1) because it was not irrational nor did it display animus to exclude persons of Spanish and Portuguese descent from the definition of Hispanic; (2) because the fact the plaintiff could demonstrate evidence of discrimination that he personally had suffered did not render New York's decision to exclude persons of Spanish and Portuguese descent irrational; and (3) because the fact New York may have relied on Census data including a small percentage of Hispanics of Spanish descent did not mean that it was irrational to conclude that Hispanics of Latin American origin were in greater need of remedial legislation. *Id.* at 213-14. Thus, the Second Circuit affirmed the conclusion that New York had a rational basis for its definition to not include persons of Spanish and Portuguese descent, and thus affirmed the district court decision upholding the constitutionality of the challenged definition.

3. *Rapid Test Prods., Inc. v. Durham Sch. Servs., Inc.*, 460 F.3d 859 (7th Cir. 2006)

In *Rapid Test Products, Inc. v. Durham School Services Inc.*, the Seventh Circuit Court of Appeals held that 42 U.S.C. § 1981 (the federal anti-discrimination law) did not provide an "entitlement" in disadvantaged businesses to receive contracts subject to set aside programs; rather, § 1981 provided a remedy for individuals who were subject to discrimination.

Durham School Services, Inc. ("Durham"), a prime contractor, submitted a bid for and won a contract with an Illinois school district. The contract was subject to a set-aside program reserving some of the subcontracts for disadvantaged business enterprises (a race- and gender-conscious program). Prior to bidding, Durham negotiated with Rapid Test Products, Inc. ("Rapid Test"), made one payment to Rapid Test as an advance, and included Rapid Test in its final bid. Rapid Test believed it had received the subcontract. However, after the school district awarded the contract to Durham, Durham gave the subcontract to one of Rapid Test's competitor's, a business owned by an Asian male. The school district agreed to the substitution. Rapid Test brought suit against Durham under 42 U.S.C. § 1981 alleging that Durham discriminated against it because Rapid's owner was a black woman.

The district court granted summary judgment in favor of Durham holding the parties' dealing had been too indefinite to create a contract. On appeal, the Seventh Circuit Court of Appeals stated that "§ 1981 establishes a rule against discrimination in contracting and does not create any entitlement to be the beneficiary of a contract reserved for firms owned by specified racial, sexual, ethnic, or religious groups. Arguments that a particular set-aside program is a lawful remedy for prior discrimination may or may not prevail if a potential subcontractor claims to have been excluded, but it is to victims of discrimination rather than frustrated beneficiaries that § 1981 assigns the right to litigate."

The court held that if race or sex discrimination is the reason why Durham did not award the subcontract to Rapid Test, then § 1981 provides relief. Having failed to address this issue, the Seventh Circuit Court of Appeals remanded the case to the district court to determine whether Rapid Test had evidence to back up its claim that race and sex discrimination, rather than a nondiscriminatory reason such as inability to perform the services Durham wanted, accounted for Durham's decision to hire Rapid Test's competitor.

4. *Virdi v. DeKalb County School District*, 135 Fed. Appx. 262, 2005 WL 138942 (11th Cir. 2005) (unpublished opinion)

Although it is an unpublished opinion, *Virdi v. DeKalb County School District* is a recent Eleventh Circuit decision reviewing a challenge to a local government MBE/WBE-type program, which is instructive to the disparity study. In *Virdi*, the Eleventh Circuit struck down a MBE/WBE goal program that the court held contained racial classifications. The court based its ruling primarily on the failure of the DeKalb County School District (the “District”) to seriously consider and implement a race-neutral program and to the infinite duration of the program.

Plaintiff Virdi, an Asian American architect of Indian descent, filed suit against the District, members of the DeKalb County Board of Education (both individually and in their official capacities) (the “Board”) and the Superintendent (both individually and in his official capacity) (collectively “defendants”) pursuant to 42 U.S.C. §§ 1981 and 1983 and the Fourteenth Amendment alleging that they discriminated against him on the basis of race when awarding architectural contracts. 135 Fed. Appx. 262, 264 (11th Cir. 2005). Virdi also alleged the school district’s Minority Vendor Involvement Program was facially unconstitutional. *Id.*

The district court initially granted the defendants’ Motions for Summary Judgment on all of Virdi’s claims and the Eleventh Circuit Court of Appeals reversed in part, vacated in part, and remanded. *Id.* On remand, the district court granted the defendants’ Motion for Partial Summary Judgment on the facial challenge, and then granted the defendants’ motion for a judgment as a matter of law on the remaining claims at the close of Virdi’s case. *Id.*

In 1989, the Board appointed the Tillman Committee (the “Committee”) to study participation of female- and minority-owned businesses with the District. *Id.* The Committee met with various District departments and a number of minority contractors who claimed they had unsuccessfully attempted to solicit business with the District. *Id.* Based upon a “general feeling” that minorities were under-represented, the Committee issued the Tillman Report (the “Report”) stating “the Committee’s impression that ‘[m]inorities ha[d] not participated in school board purchases and contracting in a ratio reflecting the minority make-up of the community.’” *Id.* The Report contained no specific evidence of past discrimination nor any factual findings of discrimination. *Id.*

The Report recommended that the District: (1) Advertise bids and purchasing opportunities in newspapers targeting minorities, (2) conduct periodic seminars to educate minorities on doing business with the District, (3) notify organizations representing minority firms regarding bidding and purchasing opportunities, and (4) publish a “how to” booklet to be made available to any business interested in doing business with the District.

Id. The Report also recommended that the District adopt annual, aspirational participation goals for women- and minority-owned businesses. *Id.* The Report contained statements indicating the selection process should remain neutral and recommended that the Board adopt a non-discrimination statement. *Id.*

In 1991, the Board adopted the Report and implemented several of the recommendations, including advertising in the AJC, conducting seminars, and publishing the “how to” booklet. *Id.*

The Board also implemented the Minority Vendor Involvement Program (the “MVP”) which adopted the participation goals set forth in the Report. *Id.* at 265.

The Board delegated the responsibility of selecting architects to the Superintendent. *Id.* Virdi sent a letter to the District in October 1991 expressing interest in obtaining architectural contracts. *Id.* Virdi sent the letter to the District Manager and sent follow-up literature; he re-contacted the District Manager in 1992 and 1993. *Id.* In August 1994, Virdi sent a letter and a qualifications package to a project manager employed by Heery International. *Id.* In a follow-up conversation, the project manager allegedly told Virdi that his firm was not selected not based upon his qualifications, but because the “District was only looking for ‘black-owned firms.’” *Id.* Virdi sent a letter to the project manager requesting confirmation of his statement in writing and the project manager forwarded the letter to the District. *Id.*

After a series of meetings with District officials, in 1997, Virdi met with the newly hired Executive Director. *Id.* at 266. Upon request of the Executive Director, Virdi re-submitted his qualifications but was informed that he would be considered only for future projects (Phase III SPLOST projects). *Id.* Virdi then filed suit before any Phase III SPLOST projects were awarded. *Id.*

The Eleventh Circuit considered whether the MVP was facially unconstitutional and whether the defendants intentionally discriminated against Virdi on the basis of his race. The court held that strict scrutiny applies to all racial classifications and is not limited to merely set-asides or mandatory quotas; therefore, the MVP was subject to strict scrutiny because it contained racial classifications. *Id.* at 267. The court first questioned whether the identified government interest was compelling. *Id.* at 268. However, the court declined to reach that issue because it found the race-based participation goals were not narrowly tailored to achieving the identified government interest. *Id.*

The court held the MVP was not narrowly tailored for two reasons. *Id.* First, because no evidence existed that the District considered race-neutral alternatives to “avoid unwitting discrimination.” The court found that “[w]hile narrow tailoring does not require exhaustion of every conceivable race-neutral alternative, it does require serious, good faith consideration of whether such alternatives could serve the governmental interest at stake.” *Id.*, citing *Grutter v. Bollinger*, 539 U.S. 306, 339 (2003), and *Richmond v. J.A. Croson Co.*, 488 U.S. 469, 509-10 (1989). The court found that District could have engaged in any number of equally effective race-neutral alternatives, including using its outreach procedure and tracking the participation and success of minority-owned business as compared to non-minority-owned businesses. *Id.* at 268, n.8. Accordingly, the court held the MVP was not narrowly tailored. *Id.* at 268.

Second, the court held that the unlimited duration of the MVP’s racial goals negated a finding of narrow tailoring. *Id.* “[R]ace conscious ... policies must be limited in time.” *Id.*, citing *Grutter*, 539 U.S. at 342, and *Walker v. City of Mesquite, TX*, 169 F.3d 973, 982 (5th Cir. 1999). The court held that because the government interest could have been achieved utilizing race-neutral measures, and because the racial goals were not temporally limited, the MVP could not withstand strict scrutiny and was unconstitutional on its face. *Id.* at 268.

With respect to Virdi’s claims of intentional discrimination, the court held that although the MVP was facially unconstitutional, no evidence existed that the MVP or its unconstitutionality caused

Viridi to lose a contract that he would have otherwise received. *Id.* Thus, because Viridi failed to establish a causal connection between the unconstitutional aspect of the MVP and his own injuries, the court affirmed the district court's grant of judgment on that issue. *Id.* at 269. Similarly, the court found that Viridi presented insufficient evidence to sustain his claims against the Superintendent for intentional discrimination. *Id.*

The court reversed the district court's order pertaining to the facial constitutionality of the MVP's racial goals, and affirmed the district court's order granting defendants' motion on the issue of intentional discrimination against Viridi. *Id.* at 270.

5. *Concrete Works of Colorado, Inc. v. City and County of Denver*, 321 F.3d 950 (10th Cir. 2003), cert. denied, 540 U.S. 1027, 124 S. Ct. 556 (2003) (Scalia, Justice with whom the Chief Justice Rehnquist, joined, dissenting from the denial of certiorari)

This case is instructive to the disparity study because it is one of the only recent decisions to uphold the validity of a local government MBE/WBE program. It is significant to note that the Tenth Circuit did not apply the narrowly tailored test and thus did not rule on an application of the narrowly tailored test, instead finding that the plaintiff had waived that challenge in one of the earlier decisions in the case. This case also is one of the only cases to have found private sector marketplace discrimination as a basis to uphold an MBE/WBE-type program.

In *Concrete Works* the United States Court of Appeals for the Tenth Circuit held that the City and County of Denver had a compelling interest in limiting race discrimination in the construction industry, that the City had an important governmental interest in remedying gender discrimination in the construction industry, and found that the City and County of Denver had established a compelling governmental interest to have a race- and gender-based program. In *Concrete Works*, the Court of Appeals did not address the issue of whether the MWBE Ordinance was narrowly tailored because it held the district court was barred under the law of the case doctrine from considering that issue since it was not raised on appeal by the plaintiff construction companies after they had lost that issue on summary judgment in an earlier decision. Therefore, the Court of Appeals did not reach a decision as to narrowly tailoring or consider that issue in the case.

Case history. Plaintiff, Concrete Works of Colorado, Inc. ("CWC") challenged the constitutionality of an "affirmative action" ordinance enacted by the City and County of Denver (hereinafter the "City" or "Denver"). 321 F.3d 950, 954 (10th Cir. 2003). The ordinance established participation goals for racial minorities and women on certain City construction and professional design projects. *Id.*

The City enacted an Ordinance No. 513 ("1990 Ordinance") containing annual goals for MBE/WBE utilization on all competitively bid projects. *Id.* at 956. A prime contractor could also satisfy the 1990 Ordinance requirements by using "good faith efforts." *Id.* In 1996, the City replaced the 1990 Ordinance with Ordinance No. 304 (the "1996 Ordinance"). The district court stated that the 1996 Ordinance differed from the 1990 Ordinance by expanding the definition of covered contracts to include some privately financed contracts on City-owned land; added updated information and findings to the statement of factual support for continuing the

program; refined the requirements for MBE/WBE certification and graduation; mandated the use of MBEs and WBEs on change orders; and expanded sanctions for improper behavior by MBEs, WBEs or majority-owned contractors in failing to perform the affirmative action commitments made on City projects. *Id.* at 956-57.

The 1996 Ordinance was amended in 1998 by Ordinance No. 948 (the “1998 Ordinance”). The 1998 Ordinance reduced annual percentage goals and prohibited an MBE or a WBE, acting as a bidder, from counting self-performed work toward project goals. *Id.* at 957.

CWC filed suit challenging the constitutionality of the 1990 Ordinance. *Id.* The district court conducted a bench trial on the constitutionality of the three ordinances. *Id.* The district court ruled in favor of CWC and concluded that the ordinances violated the Fourteenth Amendment. *Id.* The City then appealed to the Tenth Circuit Court of Appeals. *Id.* The Court of Appeals reversed and remanded. *Id.* at 954.

The Court of Appeals applied strict scrutiny to race-based measures and intermediate scrutiny to the gender-based measures. *Id.* at 957-58, 959. The Court of Appeals also cited *Richmond v. J.A. Croson Co.*, for the proposition that a governmental entity “can use its spending powers to remedy private discrimination, if it identifies that discrimination with the particularity required by the Fourteenth Amendment.” 488 U.S. 469, 492 (1989) (plurality opinion). Because “an effort to alleviate the effects of *societal* discrimination is not a compelling interest,” the Court of Appeals held that Denver could demonstrate that its interest is compelling only if it (1) identified the past or present discrimination “with some specificity,” and (2) demonstrated that a “strong basis in evidence” supports its conclusion that remedial action is necessary. *Id.* at 958, quoting *Shaw v. Hunt*, 517 U.S. 899, 909-10 (1996).

The court held that Denver could meet its burden without conclusively proving the existence of past or present racial discrimination. *Id.* Rather, Denver could rely on “empirical evidence that demonstrates ‘a significant statistical disparity between the number of qualified minority contractors ... and the number of such contractors actually engaged by the locality or the locality’s prime contractors.’” *Id.*, quoting *Croson*, 488 U.S. at 509 (plurality opinion). Furthermore, the Court of Appeals held that Denver could rely on statistical evidence gathered from the six-county Denver Metropolitan Statistical Area (MSA) and could supplement the statistical evidence with anecdotal evidence of public and private discrimination. *Id.*

The Court of Appeals held that Denver could establish its compelling interest by presenting evidence of its own direct participation in racial discrimination or its passive participation in private discrimination. *Id.* The Court of Appeals held that once Denver met its burden, CWC had to introduce “credible, particularized evidence to rebut [Denver’s] initial showing of the existence of a compelling interest, which could consist of a neutral explanation for the statistical disparities.” *Id.* (internal citations and quotations omitted). The Court of Appeals held that CWC could also rebut Denver’s statistical evidence “by (1) showing that the statistics are flawed; (2) demonstrating that the disparities shown by the statistics are not significant or actionable; or (3) presenting contrasting statistical data.” *Id.* (internal citations and quotations omitted). The Court of Appeals held that the burden of proof at all times remained with CWC to demonstrate the unconstitutionality of the ordinances. *Id.* at 960.

The Court of Appeals held that to meet its burden of demonstrating an important governmental interest per the intermediate scrutiny analysis, Denver must show that the gender-based measures in the ordinances were based on “reasoned analysis rather than through the mechanical application of traditional, often inaccurate, assumptions.” *Id.*, quoting *Miss. Univ. for Women v. Hogan*, 458 U.S. 718, 726 (1982).

The studies. Denver presented historical, statistical and anecdotal evidence in support of its MBE/WBE programs. Denver commissioned a number of studies to assess its MBE/WBE programs. *Id.* at 962. The consulting firm hired by Denver utilized disparity indices in part. *Id.* at 962. The 1990 Study also examined MBE and WBE utilization in the overall Denver MSA construction market, both public and private. *Id.* at 963.

The consulting firm also interviewed representatives of MBEs, WBEs, majority-owned construction firms, and government officials. *Id.* Based on this information, the 1990 Study concluded that, despite Denver’s efforts to increase MBE and WBE participation in Denver Public Works projects, some Denver employees and private contractors engaged in conduct designed to circumvent the goals program. *Id.* After reviewing the statistical and anecdotal evidence contained in the 1990 Study, the City Council enacted the 1990 Ordinance. *Id.*

After the Tenth Circuit decided *Concrete Works II*, Denver commissioned another study (the “1995 Study”). *Id.* at 963. Using 1987 Census Bureau data, the 1995 Study again examined utilization of MBEs and WBEs in the construction and professional design industries within the Denver MSA. *Id.* The 1995 Study concluded that MBEs and WBEs were more likely to be one-person or family-run businesses. The Study concluded that Hispanic-owned firms were less likely to have paid employees than white-owned firms but that Asian/Native American-owned firms were more likely to have paid employees than white- or other minority-owned firms. To determine whether these factors explained overall market disparities, the 1995 Study used the Census data to calculate disparity indices for all firms in the Denver MSA construction industry and separately calculated disparity indices for firms with paid employees and firms with no paid employees. *Id.* at 964.

The Census Bureau information was also used to examine average revenues per employee for Denver MSA construction firms with paid employees. Hispanic-, Asian-, Native American-, and women-owned firms with paid employees all reported lower revenues per employee than majority-owned firms. The 1995 Study also used 1990 Census data to calculate rates of self-employment within the Denver MSA construction industry. The Study concluded that the disparities in the rates of self-employment for blacks, Hispanics, and women persisted even after controlling for education and length of work experience. The 1995 Study controlled for these variables and reported that blacks and Hispanics working in the Denver MSA construction industry were less than half as likely to own their own businesses as were whites of comparable education and experience. *Id.*

In late 1994 and early 1995, a telephone survey of construction firms doing business in the Denver MSA was conducted. *Id.* at 965. Based on information obtained from the survey, the consultant calculated percentage utilization and percentage availability of MBEs and WBEs. Percentage utilization was calculated from revenue information provided by the responding firms. Percentage availability was calculated based on the number of MBEs and WBEs that

responded to the survey question regarding revenues. Using these utilization and availability percentages, the 1995 Study showed disparity indices of 64 for MBEs and 70 for WBEs in the construction industry. In the professional design industry, disparity indices were 67 for MBEs and 69 for WBEs. The 1995 Study concluded that the disparity indices obtained from the telephone survey data were more accurate than those obtained from the 1987 Census data because the data obtained from the telephone survey were more recent, had a narrower focus, and included data on C corporations. Additionally, it was possible to calculate disparity indices for professional design firms from the survey data. *Id.*

In 1997, the City conducted another study to estimate the availability of MBEs and WBEs and to examine, *inter alia*, whether race and gender discrimination limited the participation of MBEs and WBEs in construction projects of the type typically undertaken by the City (the “1997 Study”). *Id.* at 966. The 1997 Study used geographic and specialization information to calculate MBE/WBE availability. Availability was defined as “the ratio of MBE/WBE firms to the total number of firms in the four-digit SIC codes and geographic market area relevant to the City’s contracts.” *Id.*

The 1997 Study compared MBE/WBE availability and utilization in the Colorado construction industry. *Id.* The statewide market was used because necessary information was unavailable for the Denver MSA. *Id.* at 967. Additionally, data collected in 1987 by the Census Bureau was used because more current data was unavailable. The Study calculated disparity indices for the statewide construction market in Colorado as follows: 41 for African American firms, 40 for Hispanic firms, 14 for Asian and other minorities, and 74 for women-owned firms. *Id.*

The 1997 Study also contained an analysis of whether African Americans, Hispanics, or Asian Americans working in the construction industry are less likely to be self-employed than similarly situated whites. *Id.* Using data from the Public Use Microdata Samples (“PUMS”) of the 1990 Census of Population and Housing, the Study used a sample of individuals working in the construction industry. The Study concluded that in both Colorado and the Denver MSA, African Americans, Hispanics, and Native Americans working in the construction industry had lower self-employment rates than whites. Asian Americans had higher self-employment rates than whites.

Using the availability figures calculated earlier in the Study, the Study then compared the actual availability of MBE/WBEs in the Denver MSA with the potential availability of MBE/WBEs if they formed businesses at the same rate as whites with the same characteristics. *Id.* Finally, the Study examined whether self-employed minorities and women in the construction industry have lower earnings than white males with similar characteristics. *Id.* at 968. Using linear regression analysis, the Study compared business owners with similar years of education, of similar age, doing business in the same geographic area, and having other similar demographic characteristics. Even after controlling for several factors, the results showed that self-employed African Americans, Hispanics, Native Americans, and women had lower earnings than white males. *Id.*

The 1997 Study also conducted a mail survey of both MBE/WBEs and non-MBE/WBEs to obtain information on their experiences in the construction industry. Of the MBE/WBEs who responded, 35 percent indicated that they had experienced at least one incident of disparate

treatment within the last five years while engaged in business activities. The survey also posed the following question: “How often do prime contractors who use your firm as a subcontractor on public sector projects with [MBE/WBE] goals or requirements ... also use your firm on public sector or private sector projects without [MBE/WBE] goals or requirements?” Fifty-eight percent of minorities and 41 percent of white women who responded to this question indicated they were “seldom or never” used on non-goals projects. *Id.*

MBE/WBEs were also asked whether the following aspects of procurement made it more difficult or impossible to obtain construction contracts: (1) bonding requirements, (2) insurance requirements, (3) large project size, (4) cost of completing proposals, (5) obtaining working capital, (6) length of notification for bid deadlines, (7) prequalification requirements, and (8) previous dealings with an agency. This question was also asked of non-MBE/WBEs in a separate survey. With one exception, MBE/WBEs considered each aspect of procurement more problematic than non-MBE/WBEs. To determine whether a firm’s size or experience explained the different responses, a regression analysis was conducted that controlled for age of the firm, number of employees, and level of revenues. The results again showed that with the same, single exception, MBE/WBEs had more difficulties than non-MBE/WBEs with the same characteristics. *Id.* at 968-69.

After the 1997 Study was completed, the City enacted the 1998 Ordinance. The 1998 Ordinance reduced the annual goals to 10 percent for both MBEs and WBEs and eliminated a provision which previously allowed MBE/WBEs to count their own work toward project goals. *Id.* at 969.

The anecdotal evidence included the testimony of the senior vice-president of a large, majority-owned construction firm who stated that when he worked in Denver, he received credible complaints from minority and women-owned construction firms that they were subject to different work rules than majority-owned firms. *Id.* He also testified that he frequently observed graffiti containing racial or gender epithets written on job sites in the Denver metropolitan area. Further, he stated that he believed, based on his personal experiences, that many majority-owned firms refused to hire minority- or women-owned subcontractors because they believed those firms were not competent. *Id.*

Several MBE/WBE witnesses testified that they experienced difficulty prequalifying for private sector projects and projects with the City and other governmental entities in Colorado. One individual testified that her company was required to prequalify for a private sector project while no similar requirement was imposed on majority-owned firms. Several others testified that they attempted to prequalify for projects but their applications were denied even though they met the prequalification requirements. *Id.*

Other MBE/WBEs testified that their bids were rejected even when they were the lowest bidder; that they believed they were paid more slowly than majority-owned firms on both City projects and private sector projects; that they were charged more for supplies and materials; that they were required to do additional work not part of the subcontracting arrangement; and that they found it difficult to join unions and trade associations. *Id.* There was testimony detailing the difficulties MBE/WBEs experienced in obtaining lines of credit. One WBE testified that she was given a false explanation of why her loan was declined; another testified that the lending institution required the co-signature of her husband even though her husband, who also owned

a construction firm, was not required to obtain her co-signature; a third testified that the bank required her father to be involved in the lending negotiations. *Id.*

The court also pointed out anecdotal testimony involving recitations of racially- and gender-motivated harassment experienced by MBE/WBEs at work sites. There was testimony that minority and female employees working on construction projects were physically assaulted and fondled, spat upon with chewing tobacco, and pelted with two-inch bolts thrown by males from a height of 80 feet. *Id.* at 969-70.

The legal framework applied by the court. The Court held that the district court incorrectly believed Denver was required to prove the existence of discrimination. Instead of considering whether Denver had demonstrated strong evidence from which an inference of past or present discrimination could be drawn, the district court analyzed whether Denver's evidence showed that there is pervasive discrimination. *Id.* at 970. The court, *quoting Concrete Works II*, stated that "the Fourteenth Amendment does not require a court to make an ultimate finding of discrimination before a municipality may take affirmative steps to eradicate discrimination." *Id.* at 970, *quoting Concrete Works II*, 36 F.3d 1513, 1522 (10th Cir. 1994). Denver's initial burden was to demonstrate that strong evidence of discrimination supported its conclusion that remedial measures were necessary. Strong evidence is that "approaching a prima facie case of a constitutional or statutory violation," not irrefutable or definitive proof of discrimination. *Id.* at 97, *quoting Croson*, 488 U.S. at 500. The burden of proof at all times remained with the contractor plaintiff to prove by a preponderance of the evidence that Denver's "evidence did not support an inference of prior discrimination and thus a remedial purpose." *Id.*, *quoting Adarand VII*, 228 F.3d at 1176.

Denver, the Court held, did introduce evidence of discrimination against each group included in the ordinances. *Id.* at 971. Thus, Denver's evidence did not suffer from the problem discussed by the court in *Croson*. The Court held the district court erroneously concluded that Denver must demonstrate that the private firms directly engaged in any discrimination in which Denver passively participates do so intentionally, with the purpose of disadvantaging minorities and women. The *Croson* majority concluded that a "city would have a compelling interest in preventing its tax dollars from assisting [local trade] organizations in maintaining a racially segregated construction market." *Id.* at 971, *quoting Croson*, 488 U.S. 503. Thus, the Court held Denver's burden was to introduce evidence which raised the inference of discriminatory exclusion in the local construction industry and linked its spending to that discrimination. *Id.*

The Court noted the Supreme Court has stated that the inference of discriminatory exclusion can arise from statistical disparities. *Id.*, *citing Croson*, 488 U.S. at 503. Accordingly, it concluded that Denver could meet its burden through the introduction of statistical and anecdotal evidence. To the extent the district court required Denver to introduce additional evidence to show discriminatory motive or intent on the part of private construction firms, the district court erred. Denver, according to the Court, was under no burden to identify any specific practice or policy that resulted in discrimination. Neither was Denver required to demonstrate that the purpose of any such practice or policy was to disadvantage women or minorities. *Id.* at 972.

The court found Denver's statistical and anecdotal evidence relevant because it identifies discrimination in the local construction industry, not simply discrimination in society. The court

held the genesis of the identified discrimination is irrelevant and the district court erred when it discounted Denver's evidence on that basis. *Id.*

The court held the district court erroneously rejected the evidence Denver presented on marketplace discrimination. *Id.* at 973. The court rejected the district court's erroneous legal conclusion that a municipality may only remedy its own discrimination. The court stated this conclusion is contrary to the holdings in *Concrete Works II* and the plurality opinion in *Croson*. *Id.* The court held it previously recognized in this case that "a municipality has a compelling interest in taking affirmative steps to remedy both public *and private* discrimination specifically identified in its area." *Id.*, quoting *Concrete Works II*, 36 F.3d at 1529 (emphasis added). In *Concrete Works II*, the court stated that "we do not read *Croson* as requiring the municipality to identify an exact linkage between its award of public contracts and private discrimination." *Id.*, quoting *Concrete Works II*, 36 F.3d at 1529.

The court stated that Denver could meet its burden of demonstrating its compelling interest with evidence of private discrimination in the local construction industry coupled with evidence that it has become a passive participant in that discrimination. *Id.* at 973. Thus, Denver was not required to demonstrate that it is "guilty of prohibited discrimination" to meet its initial burden. *Id.*

Additionally, the court had previously concluded that Denver's statistical studies, which compared utilization of MBE/WBEs to availability, supported the inference that "local prime contractors" are engaged in racial and gender discrimination. *Id.* at 974, quoting *Concrete Works II*, 36 F.3d at 1529. Thus, the court held Denver's disparity studies should not have been discounted because they failed to specifically identify those individuals or firms responsible for the discrimination. *Id.*

The Court's rejection of CWC's arguments and the district court findings

Use of marketplace data. The court held the district court, inter alia, erroneously concluded that the disparity studies upon which Denver relied were significantly flawed because they measured discrimination in the overall Denver MSA construction industry, not discrimination by the City itself. *Id.* at 974. The court found that the district court's conclusion was directly contrary to the holding in *Adarand VII* that evidence of both public and private discrimination in the construction industry is relevant. *Id.*, citing *Adarand VII*, 228 F.3d at 1166-67).

The court held the conclusion reached by the majority in *Croson* that marketplace data are relevant in equal protection challenges to affirmative action programs was consistent with the approach later taken by the court in *Shaw v. Hunt*. *Id.* at 975. In *Shaw*, a majority of the court relied on the majority opinion in *Croson* for the broad proposition that a governmental entity's "interest in remedying the effects of past or present racial discrimination may in the proper case justify a government's use of racial distinctions." *Id.*, quoting *Shaw*, 517 U.S. at 909. The *Shaw* court did not adopt any requirement that only discrimination by the governmental entity, either directly or by utilizing firms engaged in discrimination on projects funded by the entity, was remediable. The court, however, did set out two conditions that must be met for the governmental entity to show a compelling interest. "First, the discrimination must be identified discrimination." *Id.* at 976, quoting *Shaw*, 517 U.S. at 910. The City can satisfy this condition by

identifying the discrimination, “‘public or private, with some specificity.’” *Id.* at 976, citing *Shaw*, 517 U.S. at 910, quoting *Croson*, 488 U.S. at 504 (emphasis added). The governmental entity must also have a “strong basis in evidence to conclude that remedial action was necessary.” *Id.* Thus, the court concluded *Shaw* specifically stated that evidence of either public or private discrimination could be used to satisfy the municipality’s burden of producing strong evidence. *Id.* at 976.

In *Adarand VII*, the court noted it concluded that evidence of marketplace discrimination can be used to support a compelling interest in remedying past or present discrimination through the use of affirmative action legislation. *Id.*, citing *Adarand VII*, 228 F.3d at 1166-67 (“[W]e may consider public and private discrimination not only in the specific area of government procurement contracts but also in the construction industry generally; thus *any findings Congress has made as to the entire construction industry are relevant.*” (emphasis added)). Further, the court pointed out in this case it earlier rejected the argument CWC reasserted here that marketplace data are irrelevant and remanded the case to the district court to determine whether Denver could link its public spending to “the Denver MSA evidence of industry-wide discrimination.” *Id.*, quoting *Concrete Works II*, 36 F.3d at 1529. The court stated that evidence explaining “the Denver government’s role in contributing to the underutilization of MBEs and WBEs in the *private construction market in the Denver MSA*” was relevant to Denver’s burden of producing strong evidence. *Id.*, quoting *Concrete Works II*, 36 F.3d at 1530 (emphasis added).

Consistent with the court’s mandate in *Concrete Works II*, the City attempted to show at trial that it “indirectly contributed to private discrimination by awarding public contracts to firms that in turn discriminated against MBE and/or WBE subcontractors in other private portions of their business.” *Id.* The City can demonstrate that it is a “‘passive participant’ in a system of racial exclusion practiced by elements of the local construction industry” by compiling evidence of marketplace discrimination and then linking its spending practices to the private discrimination. *Id.*, quoting *Croson*, 488 U.S. at 492.

The court rejected CWC’s argument that the lending discrimination studies and business formation studies presented by Denver were irrelevant. In *Adarand VII*, the court concluded that evidence of discriminatory barriers to the formation of businesses by minorities and women and fair competition between MBE/WBEs and majority-owned construction firms shows a “strong link” between a government’s “disbursements of public funds for construction contracts and the channeling of those funds due to private discrimination.” *Id.* at 977, quoting *Adarand VII*, 228 F.3d at 1167-68. The court found that evidence that private discrimination resulted in barriers to business formation is relevant because it demonstrates that MBE/WBEs are precluded *at the outset* from competing for public construction contracts. The court also found that evidence of barriers to fair competition is relevant because it again demonstrates that *existing* MBE/WBEs are precluded from competing for public contracts. Thus, like the studies measuring disparities in the utilization of MBE/WBEs in the Denver MSA construction industry, studies showing that discriminatory barriers to business formation exist in the Denver construction industry are relevant to the City’s showing that it indirectly participates in industry discrimination. *Id.* at 977.

The City presented evidence of lending discrimination to support its position that MBE/WBEs in the Denver MSA construction industry face discriminatory barriers to business formation.

Denver introduced a disparity study prepared in 1996 and sponsored by the Denver Community Reinvestment Alliance, Colorado Capital Initiatives, and the City. The Study ultimately concluded that “despite the fact that loan applicants of three different racial/ethnic backgrounds in this sample were not appreciably different as businesspeople, they were ultimately treated differently by the lenders on the crucial issue of loan approval or denial.” *Id.* at 977-78. In *Adarand VII*, the court concluded that this study, among other evidence, “strongly support[ed] an initial showing of discrimination in lending.” *Id.* at 978, *quoting*, *Adarand VII*, 228 F.3d at 1170, n. 13 (“Lending discrimination alone of course does not justify action in the construction market. However, the persistence of such discrimination ... supports the assertion that the formation, as well as utilization, of minority-owned construction enterprises has been impeded.”). The City also introduced anecdotal evidence of lending discrimination in the Denver construction industry.

CWC did not present any evidence that undermined the reliability of the lending discrimination evidence but simply repeated the argument, foreclosed by circuit precedent, that it is irrelevant. The court rejected the district court criticism of the evidence because it failed to determine whether the discrimination resulted from discriminatory attitudes or from the neutral application of banking regulations. The court concluded that discriminatory motive can be inferred from the results shown in disparity studies. The court held the district court’s criticism did not undermine the study’s reliability as an indicator that the City is passively participating in marketplace discrimination. The court noted that in *Adarand VII* it took “judicial notice of the obvious causal connection between access to capital and ability to implement public works construction projects.” *Id.* at 978, *quoting* *Adarand VII*, 228 F.3d at 1170.

Denver also introduced evidence of discriminatory barriers to competition faced by MBE/WBEs in the form of business formation studies. The 1990 Study and the 1995 Study both showed that all minority groups in the Denver MSA formed their own construction firms at rates lower than the total population but that women formed construction firms at higher rates. The 1997 Study examined self-employment rates and controlled for gender, marital status, education, availability of capital, and personal/family variables. As discussed, *supra*, the Study concluded that African Americans, Hispanics, and Native Americans working in the construction industry have lower rates of self-employment than similarly situated whites. Asian Americans had higher rates. The 1997 Study also concluded that minority and female business owners in the construction industry, with the exception of Asian American owners, have lower earnings than white male owners. This conclusion was reached after controlling for education, age, marital status, and disabilities. *Id.* at 978.

The court held that the district court’s conclusion that the business formation studies could not be used to justify the ordinances conflicts with its holding in *Adarand VII*. “[T]he existence of evidence indicating that the number of [MBEs] would be significantly (but unquantifiably) higher but for such barriers is nevertheless relevant to the assessment of whether a disparity is sufficiently significant to give rise to an inference of discriminatory exclusion.” *Id.* at 979, *quoting* *Adarand VII*, 228 F.3d at 1174.

In sum, the court held the district court erred when it refused to consider or give sufficient weight to the lending discrimination study, the business formation studies, and the studies measuring marketplace discrimination. That evidence was legally relevant to the City’s burden

of demonstrating a strong basis in evidence to support its conclusion that remedial legislation was necessary. *Id.* at 979-80.

Variables. CWC challenged Denver's disparity studies as unreliable because the disparities shown in the studies may be attributable to firm size and experience rather than discrimination. Denver countered, however, that a firm's size has little effect on its qualifications or its ability to provide construction services and that MBE/WBEs, like all construction firms, can perform most services either by hiring additional employees or by employing subcontractors. CWC responded that elasticity itself is relative to size and experience; MBE/WBEs are less capable of expanding because they are smaller and less experienced. *Id.* at 980.

The court concluded that even if it assumed that MBE/WBEs are less able to expand because of their smaller size and more limited experience, CWC did not respond to Denver's argument and the evidence it presented showing that experience and size are not race- and gender-neutral variables and that MBE/WBE construction firms are generally smaller and less experienced *because of industry discrimination*. *Id.* at 981. The lending discrimination and business formation studies, according to the court, both strongly supported Denver's argument that MBE/WBEs are smaller and less experienced because of marketplace and industry discrimination. In addition, Denver's expert testified that discrimination by banks or bonding companies would reduce a firm's revenue and the number of employees it could hire. *Id.*

Denver also argued its Studies controlled for size and the 1995 Study controlled for experience. It asserted that the 1990 Study measured revenues per employee for construction for MBE/WBEs and concluded that the resulting disparities, "suggest[] that even among firms of the same employment size, industry utilization of MBEs and WBEs was lower than that of non-minority male-owned firms." *Id.* at 982. Similarly, the 1995 Study controlled for size, calculating, *inter alia*, disparity indices for firms with no paid employees which presumably are the same size.

Based on the uncontroverted evidence presented at trial, the court concluded that the district court did not give sufficient weight to Denver's disparity studies because of its erroneous conclusion that the studies failed to adequately control for size and experience. The court held that Denver is permitted to make assumptions about capacity and qualification of MBE/WBEs to perform construction services if it can support those assumptions. The court found the assumptions made in this case were consistent with the evidence presented at trial and supported the City's position that a firm's size does not affect its qualifications, willingness, or ability to perform construction services and that the smaller size and lesser experience of MBE/WBEs are, themselves, the result of industry discrimination. Further, the court pointed out CWC did not conduct its own disparity study using marketplace data and thus did not demonstrate that the disparities shown in Denver's studies would decrease or disappear if the studies controlled for size and experience to CWC's satisfaction. Consequently, the court held CWC's rebuttal evidence was insufficient to meet its burden of discrediting Denver's disparity studies on the issue of size and experience. *Id.* at 982.

Specialization. The district court also faulted Denver's disparity studies because they did not control for firm specialization. The court noted the district court's criticism would be

appropriate only if there was evidence that MBE/WBEs are more likely to specialize in certain construction fields. *Id.* at 982.

The court found there was no identified evidence showing that certain construction specializations require skills less likely to be possessed by MBE/WBEs. The court found relevant the testimony of the City's expert, that the data he reviewed showed that MBEs were represented "widely across the different [construction] specializations." *Id.* at 982-83. There was no contrary testimony that aggregation bias caused the disparities shown in Denver's studies. *Id.* at 983.

The court held that CWC failed to demonstrate that the disparities shown in Denver's studies are eliminated when there is control for firm specialization. In contrast, one of the Denver studies, which controlled for SIC-code subspecialty and still showed disparities, provided support for Denver's argument that firm specialization does not explain the disparities. *Id.* at 983.

The court pointed out that disparity studies may make assumptions about availability as long as the same assumptions can be made for all firms. *Id.* at 983.

Utilization of MBE/WBEs on City projects. CWC argued that Denver could not demonstrate a compelling interest because it overutilized MBE/WBEs on City construction projects. This argument, according to the court, was an extension of CWC's argument that Denver could justify the ordinances only by presenting evidence of discrimination by the City itself or by contractors while working on City projects. Because the court concluded that Denver could satisfy its burden by showing that it is an indirect participant in industry discrimination, CWC's argument relating to the utilization of MBE/WBEs on City projects goes only to the weight of Denver's evidence. *Id.* at 984.

Consistent with the court's mandate in *Concrete Works II*, at trial Denver sought to demonstrate that the utilization data from projects subject to the goals program were tainted by the program and "reflect[ed] the intended remedial effect on MBE and WBE utilization." *Id.* at 984, *quoting Concrete Works II*, 36 F.3d at 1526. Denver argued that the non-goals data were the better indicator of past discrimination in public contracting than the data on all City construction projects. *Id.* at 984-85. The court concluded that Denver presented ample evidence to support the conclusion that the evidence showing MBE/WBE utilization on City projects not subject to the ordinances or the goals programs is the better indicator of discrimination in City contracting. *Id.* at 985.

The court rejected CWC's argument that the marketplace data were irrelevant but agreed that the non-goals data were also relevant to Denver's burden. The court noted that Denver did not rely heavily on the non-goals data at trial but focused primarily on the marketplace studies to support its burden. *Id.* at 985.

In sum, the court held Denver demonstrated that the utilization of MBE/WBEs on City projects had been affected by the affirmative action programs that had been in place in one form or another since 1977. Thus, the non-goals data were the better indicator of discrimination in public contracting. The court concluded that, on balance, the non-goals data provided some

support for Denver's position that racial and gender discrimination existed in public contracting before the enactment of the ordinances. *Id.* at 987-88.

Anecdotal evidence. The anecdotal evidence, according to the court, included several incidents involving profoundly disturbing behavior on the part of lenders, majority-owned firms, and individual employees. *Id.* at 989. The court found that the anecdotal testimony revealed behavior that was not merely sophomoric or insensitive, but which resulted in real economic or physical harm. While CWC also argued that all new or small contractors have difficulty obtaining credit and that treatment the witnesses characterized as discriminatory is experienced by all contractors, Denver's witnesses specifically testified that they believed the incidents they experienced were motivated by race or gender discrimination. The court found they supported those beliefs with testimony that majority-owned firms were not subject to the same requirements imposed on them. *Id.*

The court held there was no merit to CWC's argument that the witnesses' accounts must be verified to provide support for Denver's burden. The court stated that anecdotal evidence is nothing more than a witness' narrative of an incident told from the witness' perspective and including the witness' perceptions. *Id.*

After considering Denver's anecdotal evidence, the district court found that the evidence "shows that race, ethnicity and gender affect the construction industry and those who work in it" and that the egregious mistreatment of minority and women employees "had direct financial consequences" on construction firms. *Id.* at 989, *quoting Concrete Works III*, 86 F. Supp.2d at 1074, 1073. Based on the district court's findings regarding Denver's anecdotal evidence and its review of the record, the court concluded that the anecdotal evidence provided persuasive, un rebutted support for Denver's initial burden. *Id.* at 989-90, *citing Int'l Bhd. of Teamsters v. United States*, 431 U.S. 324, 339 (1977) (concluding that anecdotal evidence presented in a pattern or practice discrimination case was persuasive because it "brought the cold [statistics] convincingly to life").

Summary. The court held the record contained extensive evidence supporting Denver's position that it had a strong basis in evidence for concluding that the 1990 Ordinance and the 1998 Ordinance were necessary to remediate discrimination against both MBEs and WBEs. *Id.* at 990. The information available to Denver and upon which the ordinances were predicated, according to the court, indicated that discrimination was persistent in the local construction industry and that Denver was, at least, an indirect participant in that discrimination.

To rebut Denver's evidence, the court stated CWC was required to "establish that Denver's evidence did not constitute strong evidence of such discrimination." *Id.* at 991, *quoting Concrete Works II*, 36 F.3d at 1523. CWC could not meet its burden of proof through conjecture and unsupported criticisms of Denver's evidence. Rather, it must present "credible, particularized evidence." *Id.*, *quoting Adarand VII*, 228 F.3d at 1175. The court held that CWC did not meet its burden. CWC *hypothesized* that the disparities shown in the studies on which Denver relies could be explained by any number of factors other than racial discrimination. However, the court found it did not conduct its own marketplace disparity study controlling for the disputed variables and presented no other evidence from which the court could conclude that such variables explain the disparities. *Id.* at 991-92.

Narrow tailoring. Having concluded that Denver demonstrated a compelling interest in the race-based measures and an important governmental interest in the gender-based measures, the court held it must examine whether the ordinances were narrowly tailored to serve the compelling interest and are substantially related to the achievement of the important governmental interest. *Id.* at 992.

The court stated it had previously concluded in its earlier decisions that Denver's program was narrowly tailored. CWC appealed the grant of summary judgment and that appeal culminated in the decision in *Concrete Works II*. The court reversed the grant of summary judgment on the compelling-interest issue and concluded that CWC had waived any challenge to the narrow tailoring conclusion reached by the district court. Because the court found Concrete Works did not challenge the district court's conclusion with respect to the second prong of *Croson's* strict scrutiny standard — *i.e.*, that the Ordinance is narrowly tailored to remedy past and present discrimination — the court held it need not address this issue. *Id.* at 992, *citing Concrete Works II*, 36 F.3d at 1531, n. 24.

The court concluded that the district court lacked authority to address the narrow tailoring issue on remand because none of the exceptions to the law of the case doctrine are applicable. The district court's earlier determination that Denver's affirmative-action measures were narrowly tailored is law of the case and binding on the parties.

6. *Kornhass Construction, Inc. v. State of Oklahoma, Department of Central Services*, 140 F.Supp.2d 1232 (W.D. OK. 2001)

Plaintiffs, non-minority contractors, brought this action against the State of Oklahoma challenging minority bid preference provisions in the Oklahoma Minority Business Enterprise Assistance Act ("MBE Act"). The Oklahoma MBE Act established a bid preference program by which certified minority business enterprises are given favorable treatment on competitive bids submitted to the state. 140 F.Supp.2d at 1235–36. Under the MBE Act, the bids of non-minority contractors were raised by 5 percent, placing them at a competitive disadvantage according to the district court. *Id.* at 1235–1236.

The named plaintiffs bid on state contracts in which their bids were increased by 5 percent as they were non-minority business enterprises. Although the plaintiffs actually submitted the lowest dollar bids, once the 5 percent factor was applied, minority bidders became the successful bidders on certain contracts. 140 F.Supp. at 1237.

In determining the constitutionality or validity of the Oklahoma MBE Act, the district court was guided in its analysis by the Tenth Circuit Court of Appeals decision in *Adarand Constructors, Inc. v. Slater*, 288 F.3d 1147 (10th Cir. 2000). The district court pointed out that in *Adarand VII*, the Tenth Circuit found compelling evidence of barriers to both minority business formation and existing minority businesses. *Id.* at 1238. In sum, the district court noted that the Tenth Circuit concluded that the Government had met its burden of presenting a strong basis in evidence sufficient to support its articulated, constitutionally valid, compelling interest. 140 F.Supp.2d at 1239, *citing Adarand VII*, 228 F.3d 1147, 1174.

Compelling state interest. The district court, following *Adarand VII*, applied the strict scrutiny analysis, arising out of the Fourteenth Amendment’s Equal Protection Clause, in which a race-based affirmative action program withstands strict scrutiny only if it is narrowly tailored to serve a compelling governmental interest. *Id.* at 1239. The district court pointed out that it is clear from Supreme Court precedent, there may be a compelling interest sufficient to justify race-conscious affirmative action measures. *Id.* The Fourteenth Amendment permits race-conscious programs that seek both to eradicate discrimination by the governmental entity itself and to prevent the governmental entity from becoming a “passive participant” in a system of racial exclusion practiced by private businesses. *Id.* at 1240. Therefore, the district court concluded that both the federal and state governments have a compelling interest assuring that public dollars do not serve to finance the evil of private prejudice. *Id.*

The district court stated that a “mere statistical disparity in the proportion of contracts awarded to a particular group, standing alone, does not demonstrate the evil of private or public racial prejudice.” *Id.* Rather, the court held that the “benchmark for judging the adequacy of a state’s factual predicate for affirmative action legislation is whether there exists a strong basis in the evidence of the state’s conclusion that remedial action was necessary.” *Id.* The district court found that the Supreme Court made it clear that the state bears the burden of demonstrating a strong basis in evidence for its conclusion that remedial action was necessary by proving either that the state itself discriminated in the past or was “a passive participant” in private industry’s discriminatory practices. *Id.* at 1240, citing to *Associated General Contractors of Ohio, Inc. v. Drabik*, 214 F.3d 730, 735 (6th Cir. 2000) and *City of Richmond v. J.A. Croson Company*, 488 U.S. 469 at 486-492 (1989).

With this background, the State of Oklahoma stated that its compelling state interest “is to promote the economy of the State and to ensure that minority business enterprises are given an opportunity to compete for state contracts.” *Id.* at 1240. Thus, the district court found the State admitted that the MBE Act’s bid preference “is not based on past discrimination,” rather, it is based on a desire to “encourag[e] economic development of minority business enterprises which in turn will benefit the State of Oklahoma as a whole.” *Id.* In light of *Adarand VII*, and prevailing Supreme Court case law, the district court found that this articulated interest is not “compelling” in the absence of evidence of past or present racial discrimination. *Id.*

The district court considered testimony presented by Intervenor who participated in the case for the defendants and asserted that the Oklahoma legislature conducted an interim study prior to adoption of the MBE Act, during which testimony and evidence were presented to members of the Oklahoma Legislative Black Caucus and other participating legislators. The study was conducted more than 14 years prior to the case and the Intervenor did not actually offer any of the evidence to the court in this case. The Intervenor submitted an affidavit from the witness who serves as the Title VI Coordinator for the Oklahoma Department of Transportation. The court found that the affidavit from the witness averred in general terms that minority businesses were discriminated against in the awarding of state contracts. The district court found that the Intervenor have not produced — or indeed even described — the evidence of discrimination. *Id.* at 1241. The district court found that it cannot be discerned from the documents which minority businesses were the victims of discrimination, or which racial or ethnic groups were targeted by such alleged discrimination. *Id.*

The court also found that the Intervenor's evidence did not indicate what discriminatory acts or practices allegedly occurred, or when they occurred. *Id.* The district court stated that the Intervenor did not identify "a single qualified, minority-owned bidder who was excluded from a state contract." *Id.* The district court, thus, held that broad allegations of "systematic" exclusion of minority businesses were not sufficient to constitute a compelling governmental interest in remedying past or current discrimination. *Id.* at 1242. The district court stated that this was particularly true in light of the "State's admission here that the State's governmental interest was not in remedying past discrimination in the state competitive bidding process, but in 'encouraging economic development of minority business enterprises which in turn will benefit the State of Oklahoma as a whole.'" *Id.* at 1242.

The court found that the State defendants failed to produce any admissible evidence of a single, specific discriminatory act, or any substantial evidence showing a pattern of deliberate exclusion from state contracts of minority-owned businesses. *Id.* at 1241 - 1242, footnote 11.

The district court also noted that the Sixth Circuit Court of Appeals in *Drabik* rejected Ohio's statistical evidence of underutilization of minority contractors because the evidence did not report the actual use of minority firms; rather, they reported only the use of those minority firms that had gone to the trouble of being certified and listed by the state. *Id.* at 1242, footnote 12. The district court stated that, as in *Drabik*, the evidence presented in support of the Oklahoma MBE Act failed to account for the possibility that some minority contractors might not register with the state, and the statistics did not account for any contracts awarded to businesses with minority ownership of less than 51 percent, or for contracts performed in large part by minority-owned subcontractors where the prime contractor was not a certified minority-owned business. *Id.*

The district court found that the MBE Act's minority bidding preference was not predicated upon a finding of discrimination in any particular industry or region of the state, or discrimination against any particular racial or ethnic group. The court stated that there was no evidence offered of actual discrimination, past or present, against the specific racial and ethnic groups to whom the preference was extended, other than an attempt to show a history of discrimination against African Americans. *Id.* at 1242.

Narrow tailoring. The district court found that even if the State's goals could not be considered "compelling," the State did not show that the MBE Act was narrowly tailored to serve those goals. The court pointed out that the Tenth Circuit in *Adarand VII* identified six factors the court must consider in determining whether the MBE Act's minority preference provisions were sufficiently narrowly tailored to satisfy equal protection: (1) the availability of race-neutral alternative remedies; (2) limits on the duration of the challenged preference provisions; (3) flexibility of the preference provisions; (4) numerical proportionality; (5) the burden on third parties; and (6) over- or under-inclusiveness. *Id.* at 1242-1243.

First, in terms of race-neutral alternative remedies, the court found that the evidence offered showed, at most, that nominal efforts were made to assist minority-owned businesses prior to the adoption of the MBE Act's racial preference program. *Id.* at 1243. The court considered evidence regarding the Minority Assistance Program, but found that to be primarily informational services only, and was not designed to actually assist minorities or other

disadvantaged contractors to obtain contracts with the State of Oklahoma. *Id.* at 1243. In contrast to this “informational” program, the court noted the Tenth Circuit in *Adarand VII* favorably considered the federal government’s use of racially neutral alternatives aimed at disadvantaged businesses, including assistance with obtaining project bonds, assistance with securing capital financing, technical assistance, and other programs designed to assist start-up businesses. *Id.* at 1243 *citing Adarand VII*, 228 F.3d at 1178-1179.

The district court found that it does not appear from the evidence that Oklahoma’s Minority Assistance Program provided the type of race-neutral relief required by the Tenth Circuit in *Adarand VII*, in the Supreme Court in the *Croson* decision, nor does it appear that the Program was racially neutral. *Id.* at 1243. The court found that the State of Oklahoma did not show any meaningful form of assistance to new or disadvantaged businesses prior to the adoption of the MBE Act, and thus, the court found that the state defendants had not shown that Oklahoma considered race-neutral alternative means to achieve the state’s goal prior to adoption of the minority bid preference provisions. *Id.* at 1243.

In a footnote, the district court pointed out that the Tenth Circuit has recognized racially neutral programs designed to assist *all* new or financially disadvantaged businesses in obtaining government contracts tend to benefit minority-owned businesses, and can help alleviate the effects of past and present-day discrimination. *Id.* at 1243, footnote 15 *citing Adarand VII*.

The court considered the evidence offered of post-enactment efforts by the State to increase minority participation in State contracting. The court found that most of these efforts were directed toward encouraging the participation of certified minority business enterprises, “and are thus not racially neutral. This evidence fails to demonstrate that the State employed race-neutral alternative measures prior to or after adopting the Minority Business Enterprise Assistance Act.” *Id.* at 1244. Some of the efforts the court found were directed toward encouraging the participation of certified minority business enterprises and thus not racially neutral, included mailing vendor registration forms to minority vendors, telephoning and mailing letters to minority vendors, providing assistance to vendors in completing registration forms, assuring the vendors received bid information, preparing a minority business directory and distributing it to all state agencies, periodically mailing construction project information to minority vendors, and providing commodity information to minority vendors upon request. *Id.* at 1244, footnote 16.

In terms of durational limits and flexibility, the court found that the “goal” of 10 percent of the state’s contracts being awarded to certified minority business enterprises had never been reached, or even approached, during the thirteen years since the MBE Act was implemented. *Id.* at 1244. The court found the defendants offered no evidence that the bid preference was likely to end at any time in the foreseeable future, or that it is otherwise limited in its duration. *Id.* Unlike the federal programs at issue in *Adarand VII*, the court stated the Oklahoma MBE Act has no inherent time limit, and no provision for disadvantaged minority-owned businesses to “graduate” from preference eligibility. *Id.* The court found the MBE Act was not limited to those minority-owned businesses which are shown to be economically disadvantaged. *Id.*

The court stated that the MBE Act made no attempt to address or remedy any actual, demonstrated past or present racial discrimination, and the MBE Act’s duration was not tied in

any way to the eradication of such discrimination. *Id.* Instead, the court found the MBE Act rests on the “questionable assumption that 10 percent of all state contract dollars should be awarded to certified minority-owned and operated businesses, without any showing that this assumption is reasonable.” *Id.* at 1244.

By the terms of the MBE Act, the minority preference provisions would continue in place for five years after the goal of 10 percent minority participation was reached, and thus the district court concluded that the MBE Act’s minority preference provisions lacked reasonable durational limits. *Id.* at 1245.

With regard to the factor of “numerical proportionality” between the MBE Act’s aspirational goal and the number of existing available minority-owned businesses, the court found the MBE Act’s 10 percent goal was not based upon demonstrable evidence of the availability of minority contractors who were either qualified to bid or who were ready, willing and able to become qualified to bid on state contracts. *Id.* at 1246–1247. The court pointed out that the MBE Act made no attempt to distinguish between the four minority racial groups, so that contracts awarded to members of all of the preferred races were aggregated in determining whether the 10 percent aspirational goal had been reached. *Id.* at 1246. In addition, the court found the MBE Act aggregated all state contracts for goods and services, so that minority participation was determined by the total number of dollars spent on state contracts. *Id.*

The court stated that in *Adarand VII*, the Tenth Circuit rejected the contention that the aspirational goals were required to correspond to an actual finding as to the number of existing minority-owned businesses. *Id.* at 1246. The court noted that the government submitted evidence in *Adarand VII*, that the effects of past discrimination had excluded minorities from entering the construction industry, and that the number of available minority subcontractors reflected that discrimination. *Id.* In light of this evidence, the district court said the Tenth Circuit held that the existing percentage of minority-owned businesses is “not necessarily an absolute cap” on the percentage that a remedial program might legitimately seek to achieve. *Id.* at 1246, citing *Adarand VII*, 228 F.3d at 1181.

Unlike *Adarand VII*, the court found that the Oklahoma State defendants did not offer “substantial evidence” that the minorities given preferential treatment under the MBE Act were prevented, through past discrimination, from entering any particular industry, or that the number of available minority subcontractors in that industry reflects that discrimination. 140 F.Supp.2d at 1246. The court concluded that the Oklahoma State defendants did not offer any evidence of the number of minority-owned businesses doing business in any of the many industries covered by the MBE Act. *Id.* at 1246–1247.

With regard to the impact on third parties factor, the court pointed out the Tenth Circuit in *Adarand VII* stated the mere possibility that innocent parties will share the burden of a remedial program is itself insufficient to warrant the conclusion that the program is not narrowly tailored. *Id.* at 1247. The district court found the MBE Act’s bid preference provisions prevented non-minority businesses from competing on an equal basis with certified minority business enterprises, and that in some instances plaintiffs had been required to lower their intended bids because they knew minority firms were bidding. *Id.* The court pointed out that the 5 percent

preference is applicable to *all* contracts awarded under the state's Central Purchasing Act with no time limitation. *Id.*

In terms of the "under- and over-inclusiveness" factor, the court observed that the MBE Act extended its bidding preference to several racial minority groups without regard to whether each of those groups had suffered from the effects of past or present racial discrimination. *Id.* at 1247. The district court reiterated the Oklahoma State defendants did not offer any evidence at all that the minority racial groups identified in the Act had actually suffered from discrimination. *Id.*

Second, the district court found the MBE Act's bidding preference extends to all contracts for goods and services awarded under the State's Central Purchasing Act, without regard to whether members of the preferred minority groups had been the victims of past or present discrimination within that particular industry or trade. *Id.*

Third, the district court noted the preference extends to all businesses certified as minority-owned and controlled, without regard to whether a particular business is economically or socially disadvantaged, or has suffered from the effects of past or present discrimination. *Id.* The court thus found that the factor of over-inclusiveness weighs against a finding that the MBE Act was narrowly tailored. *Id.*

The district court in conclusion found that the Oklahoma MBE Act violated the Constitution's Fifth Amendment guarantee of equal protection and granted the plaintiffs' Motion for Summary Judgment.

7. *In re City of Memphis*, 293 F.3d 345 (6th Cir. 2002)

This case is instructive to the disparity study in particular based on its holding that a local government may be prohibited from utilizing post-enactment evidence in support of a MBE/WBE-type program. The United States Court of Appeals for Sixth Circuit held that pre-enactment evidence was required to justify the City of Memphis' MBE/WBE Program. The Sixth Circuit held that a government must have had sufficient evidentiary justification for a racially conscious statute in advance of its passage. The district court had ruled that the City could not introduce the post-enactment study as evidence of a compelling interest to justify its MBE/WBE Program. The Sixth Circuit denied the City's application for an interlocutory appeal on the district court's order and refused to grant the City's request to appeal this issue.

8. *Builders Ass'n of Greater Chicago v. County of Cook, Chicago*, 256 F.3d 642 (7th Cir. 2001)

This case is instructive to the disparity study because of its analysis of the Cook County MBE/WBE program and the evidence used to support that program. The decision emphasizes the need for any race-conscious program to be based upon credible evidence of discrimination by the local government against MBE/WBEs and to be narrowly tailored to remedy only that identified discrimination.

In *Builders Ass'n of Greater Chicago v. County of Cook, Chicago*, 256 F.3d 642 (7th Cir. 2001) the United States Court of Appeals for the Seventh Circuit held the Cook County, Chicago MBE/WBE

Program was unconstitutional. The court concluded there was insufficient evidence of a compelling interest. The court held there was no credible evidence that Cook County in the award of construction contracts discriminated against any of the groups “favored” by the Program. The court also found that the Program was not “narrowly tailored” to remedy the wrong sought to be redressed, in part because it was over-inclusive in the definition of minorities. The court noted the list of minorities included groups that have not been subject to discrimination by Cook County.

The court considered as an unresolved issue whether a different, and specifically a more permissive, standard than strict scrutiny is applicable to preferential treatment on the basis of sex, rather than race or ethnicity. 256 F.3d at 644. The court noted that the United States Supreme Court in *United States v. Virginia* (“*VMI*”), 518 U.S. 515, 532 and n.6 (1996), held racial discrimination to a stricter standard than sex discrimination, although the court in *Cook County* stated the difference between the applicable standards has become “vanishingly small.” *Id.* The court pointed out that the Supreme Court said in the *VMI* case, that “parties who seek to defend gender-based government action must demonstrate an ‘exceedingly persuasive’ justification for that action ...” and, realistically, the law can ask no more of race-based remedies either.” 256 F.3d at 644, quoting in part *VMI*, 518 U.S. at 533. The court indicated that the Eleventh Circuit Court of Appeals in the *Engineering Contract Association of South Florida, Inc. v. Metropolitan Dade County*, 122 F.3d 895, 910 (11th Cir. 1997) decision created the “paradox that a public agency can provide stronger remedies for sex discrimination than for race discrimination; it is difficult to see what sense that makes.” 256 F.3d at 644. But, since Cook County did not argue for a different standard for the minority and women’s “set aside programs,” the women’s program the court determined must clear the same “hurdles” as the minority program.” 256 F.3d at 644-645.

The court found that since the ordinance requires prime contractors on public projects to reserve a substantial portion of the subcontracts for minority contractors, which is inapplicable to private projects, it is “to be expected that there would be more soliciting of these contractors on public than on private projects.” *Id.* Therefore, the court did not find persuasive that there was discrimination based on this difference alone. 256 F.3d at 645. The court pointed out the County “conceded that [it] had no specific evidence of pre-enactment discrimination to support the ordinance.” 256 F.3d at 645 quoting the district court decision, 123 F.Supp.2d at 1093. The court held that a “public agency must have a strong evidentiary basis for thinking a discriminatory remedy appropriate *before* it adopts the remedy.” 256 F.3d at 645 (emphasis in original).

The court stated that minority enterprises in the construction industry “tend to be subcontractors, moreover, because as the district court found not clearly erroneously, 123 F.Supp.2d at 1115, they tend to be new and therefore small and relatively untested — factors not shown to be attributable to discrimination by the County.” 256 F.3d at 645. The court held that there was no basis for attributing to the County any discrimination that prime contractors may have engaged in. *Id.* The court noted that “[i]f prime contractors on County projects were discriminating against minorities and this was known to the County, whose funding of the contracts thus knowingly perpetuated the discrimination, the County might be deemed sufficiently complicit ... to be entitled to take remedial action.” *Id.* But, the court found “of that there is no evidence either.” *Id.*

The court stated that if the County had been complicit in discrimination by prime contractors, it found “puzzling” to try to remedy that discrimination by requiring discrimination in favor of minority stockholders, as distinct from employees. 256 F.3d at 646. The court held that even if the record made a case for remedial action of the general sort found in the MWBE ordinance by the County, it would “flunk the constitutional test” by not being carefully designed to achieve the ostensible remedial aim and no more. 256 F.3d at 646. The court held that a state and local government that has discriminated just against blacks may not by way of remedy discriminate in favor of blacks and Asian Americans and women. *Id.* Nor, the court stated, may it discriminate more than is necessary to cure the effects of the earlier discrimination. *Id.* “Nor may it continue the remedy in force indefinitely, with no effort to determine whether, the remedial purpose attained, continued enforcement of the remedy would be a gratuitous discrimination against nonminority persons.” *Id.* The court, therefore, held that the ordinance was not “narrowly tailored” to the wrong that it seeks to correct. *Id.*

The court thus found that the County both failed to establish the premise for a racial remedy, and also that the remedy goes further than is necessary to eliminate the evil against which it is directed. 256 F.3d at 647. The court held that the list of “favored minorities” included groups that have never been subject to significant discrimination by Cook County. *Id.* The court found it unreasonable to “presume” discrimination against certain groups merely on the basis of having an ancestor who had been born in a particular country. *Id.* Therefore, the court held the ordinance was overinclusive.

The court found that the County did not make any effort to show that, were it not for a history of discrimination, minorities would have 30 percent, and women 10 percent, of County construction contracts. 256 F.3d at 647. The court also rejected the proposition advanced by the County in this case—“that a comparison of the fraction of minority subcontractors on public and private projects established discrimination against minorities by prime contractors on the latter type of project.” 256 F.3d at 647-648.

9. *Associated Gen. Contractors v. Drabik*, 214 F.3d 730 (6th Cir. 2000), affirming Case No. C2-98-943, 998 WL 812241 (S.D. Ohio 1998)

This case is instructive to the disparity study based on the analysis applied in finding the evidence insufficient to justify an MBE/WBE program, and the application of the narrowly tailored test. The Sixth Circuit Court of Appeals enjoined the enforcement of the state MBE program, and in so doing reversed state court precedent finding the program constitutional. This case affirmed a district court decision enjoining the award of a “set-aside” contract based on the State of Ohio’s MBE program with the award of construction contracts. The court held, among other things, that the mere existence of societal discrimination was insufficient to support a racial classification. The court found that the economic data were insufficient and too outdated. The court held the State could not establish a compelling governmental interest and that the statute was not narrowly tailored. The court held, among other things, the statute failed the narrow tailoring test because there was no evidence that the State had considered race-neutral remedies.

The court was mindful of the fact that it was striking down an entire class of programs by declaring the State of Ohio MBE statute in question unconstitutional, and noted that its decision

was “not reconcilable” with the Ohio Supreme Court’s decision in *Ritchie Produce*, 707 N.E.2d 871 (Ohio 1999) (upholding the Ohio State MBE Program).

10. *W.H. Scott Constr. Co. v. City of Jackson*, 199 F.3d 206 (5th Cir. 1999)

This case is instructive to the disparity study because the decision highlights the evidentiary burden imposed by the courts necessary to support a local MBE/WBE program. In addition, the Fifth Circuit permitted the aggrieved contractor to recover lost profits from the City of Jackson, Mississippi due to the City’s enforcement of the MBE/WBE program that the court held was unconstitutional.

The Fifth Circuit, applying strict scrutiny, held that the City of Jackson, Mississippi failed to establish a compelling governmental interest to justify its policy placing 15 percent minority participation goals for City construction contracts. In addition, the court held the evidence upon which the City relied was faulty for several reasons, including because it was restricted to the letting of prime contracts by the City under the City’s Program, and it did not include an analysis of the availability and utilization of qualified minority subcontractors, the relevant statistical pool in the City’s construction projects. Significantly, the court also held that the plaintiff in this case could recover lost profits against the City as damages as a result of being denied a bid award based on the application of the MBE/WBE program.

11. *Eng’g Contractors Ass’n of S. Florida v. Metro. Dade County*, 122 F.3d 895 (11th Cir. 1997)

Engineering Contractors Association of South Florida v. Metropolitan Engineering Contractors Association is a paramount case in the Eleventh Circuit and is instructive to the disparity study. This decision has been cited and applied by the courts in various circuits that have addressed MBE/WBE-type programs or legislation involving local government contracting and procurement.

In *Engineering Contractors Association*, six trade organizations (the “plaintiffs”) filed suit in the district court for the Southern District of Florida, challenging three affirmative action programs administered by Engineering Contractors Association, Florida, (the “County”) as violative of the Equal Protection Clause. 122 F.3d 895, 900 (11th Cir. 1997). The three affirmative action programs challenged were the Black Business Enterprise program (“BBE”), the Hispanic Business Enterprise program (“HBE”), and the Woman Business Enterprise program, (“WBE”), (collectively “MWBE” programs). *Id.* The plaintiffs challenged the application of the program to County construction contracts. *Id.*

For certain classes of construction contracts valued over \$25,000, the County set participation goals of 15 percent for BBEs, 19 percent for HBEs, and 11 percent for WBEs. *Id.* at 901. The County established five “contract measures” to reach the participation goals: (1) set asides, (2) subcontractor goals, (3) project goals, (4) bid preferences, and (5) selection factors. Once a contract was identified as covered by a participation goal, a review committee would determine whether a contract measure should be utilized. *Id.* The County Commission would make the final determination and its decision was appealable to the County Manager. *Id.* The County reviewed

the efficacy of the MWBE programs annually, and reevaluated the continuing viability of the MWBE programs every five years. *Id.*

In a bench trial, the district court applied strict scrutiny to the BBE and HBE programs and held that the County lacked the requisite “strong basis in evidence” to support the race- and ethnicity-conscious measures. *Id.* at 902. The district court applied intermediate scrutiny to the WBE program and found that the “County had presented insufficient probative evidence to support its stated rationale for implementing a gender preference.” *Id.* Therefore, the County had failed to demonstrate a “compelling interest” necessary to support the BBE and HBE programs, and failed to demonstrate an “important interest” necessary to support the WBE program. *Id.* The district court assumed the existence of a sufficient evidentiary basis to support the existence of the MWBE programs but held the BBE and HBE programs were not narrowly tailored to the interests they purported to serve; the district court held the WBE program was not substantially related to an important government interest. *Id.* The district court entered a final judgment enjoining the County from continuing to operate the MWBE programs and the County appealed. The Eleventh Circuit Court of Appeals affirmed. *Id.* at 900, 903.

On appeal, the Eleventh Circuit considered four major issues:

1. Whether the plaintiffs had standing. [The Eleventh Circuit answered this in the affirmative and that portion of the opinion is omitted from this summary];
2. Whether the district court erred in finding the County lacked a “strong basis in evidence” to justify the existence of the BBE and HBE programs;
3. Whether the district court erred in finding the County lacked a “sufficient probative basis in evidence” to justify the existence of the WBE program; and
4. Whether the MWBE programs were narrowly tailored to the interests they were purported to serve.

Id. at 903.

The Eleventh Circuit held that the BBE and HBE programs were subject to the strict scrutiny standard enunciated by the U.S. Supreme Court in *City of Richmond v. J.A. Croson Co.*, 488 U.S. 469 (1989). *Id.* at 906. Under this standard, “an affirmative action program must be based upon a ‘compelling government interest’ and must be ‘narrowly tailored’ to achieve that interest.” *Id.* The Eleventh Circuit further noted:

In practice, the interest that is alleged in support of racial preferences is almost always the same — remedying past or present discrimination. That interest is widely accepted as compelling. As a result, the true test of an affirmative action program is usually not the nature of the government’s interest, but rather the adequacy of the evidence of discrimination offered to show that interest.

Id. (internal citations omitted).

Therefore, strict scrutiny requires a finding of a “‘strong basis in evidence’ to support the conclusion that remedial action is necessary.” *Id.*, citing *Croson*, 488 U.S. at 500). The requisite “‘strong basis in evidence’ cannot rest on ‘an amorphous claim of societal discrimination, on simple legislative assurances of good intention, or on congressional findings of discrimination in the national economy.’” *Id.* at 907, citing *Ensley Branch, NAACP v. Seibels*, 31 F.3d 1548, 1565 (11th Cir. 1994) (citing and applying *Croson*). However, the Eleventh Circuit found that a governmental entity can “justify affirmative action by demonstrating ‘gross statistical disparities’ between the proportion of minorities hired ... and the proportion of minorities willing and able to do the work ... Anecdotal evidence may also be used to document discrimination, especially if buttressed by relevant statistical evidence.” *Id.* (internal citations omitted).

Notwithstanding the “exceedingly persuasive justification” language utilized by the Supreme Court in *United States v. Virginia*, 116 S. Ct. 2264 (1996) (evaluating gender-based government action), the Eleventh Circuit held that the WBE program was subject to traditional intermediate scrutiny. *Id.* at 908. Under this standard, the government must provide “sufficient probative evidence” of discrimination, which is a lesser standard than the “strong basis in evidence” under strict scrutiny. *Id.* at 910.

The County provided two types of evidence in support of the MWBE programs: (1) statistical evidence, and (2) non-statistical “anecdotal” evidence. *Id.* at 911. As an initial matter, the Eleventh Circuit found that in support of the BBE program, the County permissibly relied on substantially “post-enactment” evidence (*i.e.*, evidence based on data related to years following the initial enactment of the BBE program). *Id.* However, “such evidence carries with it the hazard that the program at issue may itself be masking discrimination that might otherwise be occurring in the relevant market.” *Id.* at 912. A district court should not “speculate about what the data *might* have shown had the BBE program never been enacted.” *Id.*

The statistical evidence. The County presented five basic categories of statistical evidence: (1) County contracting statistics; (2) County subcontracting statistics; (3) marketplace data statistics; (4) The Wainwright Study; and (5) The Brimmer Study. *Id.* In summary, the Eleventh Circuit held that the County’s statistical evidence (described more fully below) was subject to more than one interpretation. *Id.* at 924. The district court found that the evidence was “insufficient to form the requisite strong basis in evidence for implementing a racial or ethnic preference, and that it was insufficiently probative to support the County’s stated rationale for imposing a gender preference.” *Id.* The district court’s view of the evidence was a permissible one. *Id.*

County contracting statistics. The County presented a study comparing three factors for County non-procurement construction contracts over two time periods (1981-1991 and 1993): (1) the percentage of bidders that were MWBE firms; (2) the percentage of awardees that were MWBE firms; and (3) the proportion of County contract dollars that had been awarded to MWBE firms. *Id.* at 912.

The Eleventh Circuit found that notably, for the BBE and HBE statistics, generally there were no “consistently negative disparities between the bidder and awardee percentages. In fact, by 1993, the BBE and HBE bidders are being awarded *more* than their proportionate ‘share’ ... when the

bidder percentages are used as the baseline.” *Id.* at 913. For the WBE statistics, the bidder/awardee statistics were “decidedly mixed” as across the range of County construction contracts. *Id.*

The County then refined those statistics by adding in the total percentage of annual County construction dollars awarded to MBE/WBEs, by calculating “disparity indices” for each program and classification of construction contract. The Eleventh Circuit explained:

[A] disparity index compares the amount of contract awards a group actually got to the amount we would have expected it to get based on that group’s bidding activity and awardee success rate. More specifically, a disparity index measures the participation of a group in County contracting dollars by dividing that group’s contract dollar percentage by the related bidder or awardee percentage, and multiplying that number by 100 percent.

Id. at 914. “The utility of disparity indices or similar measures ... has been recognized by a number of federal circuit courts.” *Id.*

The Eleventh Circuit found that “[i]n general ... disparity indices of 80 percent or greater, which are close to full participation, are not considered indications of discrimination.” *Id.* The Eleventh Circuit noted that “the EEOC’s disparate impact guidelines use the 80 percent test as the boundary line for determining a prima facie case of discrimination.” *Id.*, citing 29 C.F.R. § 1607.4D. In addition, no circuit that has “explicitly endorsed the use of disparity indices [has] indicated that an index of 80 percent or greater might be probative of discrimination.” *Id.*, citing *Concrete Works v. City & County of Denver*, 36 F.3d 1513, 1524 (10th Cir. 1994) (crediting disparity indices ranging from 0% to 3.8%); *Contractors Ass’n v. City of Philadelphia*, 6 F.3d 990 (3d Cir. 1993) (crediting disparity index of 4%).

After calculation of the disparity indices, the County applied a standard deviation analysis to test the statistical significance of the results. *Id.* at 914. “The standard deviation figure describes the probability that the measured disparity is the result of mere chance.” *Id.* The Eleventh Circuit had previously recognized “[s]ocial scientists consider a finding of two standard deviations significant, meaning there is about one chance in 20 that the explanation for the deviation could be random and the deviation must be accounted for by some factor other than chance.” *Id.*

The statistics presented by the County indicated “statistically significant underutilization of BBEs in County construction contracting.” *Id.* at 916. The results were “less dramatic” for HBEs and mixed as between favorable and unfavorable for WBEs. *Id.*

The Eleventh Circuit then explained the burden of proof:

[O]nce the proponent of affirmative action introduces its statistical proof as evidence of its remedial purpose, thereby supplying the [district] court with the means for determining that [it] had a firm basis for concluding that remedial action was

appropriate, it is incumbent upon the [plaintiff] to prove their case; they continue to bear the ultimate burden of persuading the [district] court that the [defendant's] evidence did not support an inference of prior discrimination and thus a remedial purpose, or that the plan instituted on the basis of this evidence was not sufficiently 'narrowly tailored.'

Id. (internal citations omitted).

The Eleventh Circuit noted that a plaintiff has at least three methods to rebut the inference of discrimination with a "neutral explanation" by: "(1) showing that the statistics are flawed; (2) demonstrating that the disparities shown by the statistics are not significant or actionable; or (3) presenting contrasting statistical data." *Id.* (internal quotations and citations omitted). The Eleventh Circuit held that the plaintiffs produced "sufficient evidence to establish a neutral explanation for the disparities." *Id.*

The plaintiffs alleged that the disparities were "better explained by firm size than by discrimination ... [because] minority and female-owned firms tend to be smaller, and that it stands to reason smaller firms will win smaller contracts." *Id.* at 916-17. The plaintiffs produced Census data indicating, on average, minority- and female-owned construction firms in Engineering Contractors Association were smaller than non-MBE/WBE firms. *Id.* at 917. The Eleventh Circuit found that the plaintiff's explanation of the disparities was a "plausible one, in light of the uncontroverted evidence that MBE/WBE construction firms tend to be substantially smaller than non-MBE/WBE firms." *Id.*

Additionally, the Eleventh Circuit noted that the County's own expert admitted that "firm size plays a significant role in determining which firms win contracts." *Id.* The expert stated:

The size of the firm has got to be a major determinant because of course some firms are going to be larger, are going to be better prepared, are going to be in a greater natural capacity to be able to work on some of the contracts while others simply by virtue of their small size simply would not be able to do it. *Id.*

The Eleventh Circuit then summarized:

Because they are bigger, bigger firms have a bigger chance to win bigger contracts. It follows that, all other factors being equal and in a perfectly nondiscriminatory market, one would expect the bigger (on average) non-MWBE firms to get a disproportionately higher percentage of total construction dollars awarded than the smaller MWBE firms. *Id.*

In anticipation of such an argument, the County conducted a regression analysis to control for firm size. *Id.* A regression analysis is "a statistical procedure for determining the relationship between a dependent and independent variable, *e.g.*, the dollar value of a contract award and

firm size.” *Id.* (internal citations omitted). The purpose of the regression analysis is “to determine whether the relationship between the two variables is statistically meaningful.” *Id.*

The County’s regression analysis sought to identify disparities that could not be explained by firm size, and theoretically instead based on another factor, such as discrimination. *Id.* The County conducted two regression analyses using two different proxies for firm size: (1) total awarded value of all contracts bid on; and (2) largest single contract awarded. *Id.* The regression analyses accounted for most of the negative disparities regarding MBE/WBE participation in County construction contracts (*i.e.*, most of the unfavorable disparities became statistically insignificant, corresponding to standard deviation values less than two). *Id.*

Based on an evaluation of the regression analysis, the district court held that the demonstrated disparities were attributable to firm size as opposed to discrimination. *Id.* at 918. The district court concluded that the few unexplained disparities that remained after regressing for firm size were insufficient to provide the requisite “strong basis in evidence” of discrimination of BBes and HBes. *Id.* The Eleventh Circuit held that this decision was not clearly erroneous. *Id.*

With respect to the BBE statistics, the regression analysis explained all but one negative disparity, for one type of construction contract between 1989-1991. *Id.* The Eleventh Circuit held the district court permissibly found that this did not constitute a “strong basis in evidence” of discrimination. *Id.*

With respect to the HBE statistics, one of the regression methods failed to explain the unfavorable disparity for one type of contract between 1989-1991, and both regression methods failed to explain the unfavorable disparity for another type of contract during that same time period. *Id.* However, by 1993, both regression methods accounted for all of the unfavorable disparities, and one of the disparities for one type of contract was actually favorable for HBes. *Id.* The Eleventh Circuit held the district court permissibly found that this did not constitute a “strong basis in evidence” of discrimination. *Id.*

Finally, with respect to the WBE statistics, the regression analysis explained all but one negative disparity, for one type of construction contract in the 1993 period. *Id.* The regression analysis explained all of the other negative disparities, and in the 1993 period, a disparity for one type of contract was actually favorable to WBEs. *Id.* The Eleventh Circuit held the district court permissibly found that this evidence was not “sufficiently probative of discrimination.” *Id.*

The County argued that the district court erroneously relied on the disaggregated data (*i.e.*, broken down by contract type) as opposed to the consolidated statistics. *Id.* at 919. The district court declined to assign dispositive weight to the aggregated data for the BBE statistics for 1989-1991 because (1) the aggregated data for 1993 did not show negative disparities when regressed for firm size, (2) the BBE disaggregated data left only one unexplained negative disparity for one type of contract for 1989-1991 when regressed for firm size, and (3) “the County’s own expert testified as to the utility of examining the disaggregated data ‘insofar as they reflect different kinds of work, different bidding practices, perhaps a variety of other factors that could make them heterogeneous with one another.’” *Id.*

Additionally, the district court noted, and the Eleventh Circuit found that “the aggregation of disparity statistics for nonheterogenous data populations can give rise to a statistical phenomenon known as ‘Simpson’s Paradox,’ which leads to illusory disparities in improperly aggregated data that disappear when the data are disaggregated.” *Id.* at 919, n. 4 (internal citations omitted). “Under those circumstances,” the Eleventh Circuit held that the district court did not err in assigning less weight to the aggregated data, in finding the aggregated data for BBEs for 1989-1991 did not provide a “strong basis in evidence” of discrimination, or in finding that the disaggregated data formed an insufficient basis of support for any of the MBE/WBE programs given the applicable constitutional requirements. *Id.* at 919.

County subcontracting statistics. The County performed a subcontracting study to measure MBE/WBE participation in the County’s subcontracting businesses. For each MBE/WBE category (BBE, HBE, and WBE), “the study compared the proportion of the designated group that filed a subcontractor’s release of lien on a County construction project between 1991 and 1994 with the proportion of sales and receipt dollars that the same group received during the same time period.” *Id.*

The district court found the statistical evidence insufficient to support the use of race- and ethnicity-conscious measures, noting problems with some of the data measures. *Id.* at 920.

Most notably, the denominator used in the calculation of the MWBE sales and receipts percentages is based upon the total sales and receipts from all sources for the firm filing a subcontractor’s release of lien with the County. That means, for instance, that if a nationwide non-MWBE company performing 99 percent of its business outside of Dade County filed a single subcontractor’s release of lien with the County during the relevant time frame, all of its sales and receipts for that time frame would be counted in the denominator against which MWBE sales and receipts are compared. As the district court pointed out, that is not a reasonable way to measure Dade County subcontracting participation.

Id. The County’s argument that a strong majority (72%) of the subcontractors were located in Dade County did not render the district court’s decision to fail to credit the study erroneous. *Id.*

Marketplace data statistics. The County conducted another statistical study “to see what the differences are in the marketplace and what the relationships are in the marketplace.” *Id.* The study was based on a sample of 568 contractors, from a pool of 10,462 firms, that had filed a “certificate of competency” with Dade County as of January 1995. *Id.* The selected firms participated in a telephone survey inquiring about the race, ethnicity, and gender of the firm’s owner, and asked for information on the firm’s total sales and receipts from all sources. *Id.* The County’s expert then studied the data to determine “whether meaningful relationships existed between (1) the race, ethnicity, and gender of the surveyed firm owners, and (2) the reported sales and receipts of that firm. *Id.* The expert’s hypothesis was that unfavorable disparities may be attributable to marketplace discrimination. The expert performed a regression analysis using the number of employees as a proxy for size. *Id.*

The Eleventh Circuit first noted that the statistical pool used by the County was substantially larger than the actual number of firms, willing, able, and qualified to do the work as the statistical pool represented all those firms merely licensed as a construction contractor. *Id.* Although this factor did not render the study meaningless, the district court was entitled to consider that in evaluating the weight of the study. *Id.* at 921. The Eleventh Circuit quoted the Supreme Court for the following proposition: “[w]hen special qualifications are required to fill particular jobs, comparisons to the general population (rather than to the smaller group of individuals who possess the necessary qualifications) may have little probative value.” *Id.*, quoting *Croson*, 488 U.S. at 501, quoting *Hazelwood Sch. Dist. v. United States*, 433 U.S. 299, 308 n. 13 (1977).

The Eleventh Circuit found that after regressing for firm size, neither the BBE nor WBE data showed statistically significant unfavorable disparities. *Id.* Although the marketplace data did reveal unfavorable disparities even after a regression analysis, the district court was not required to assign those disparities controlling weight, especially in light of the dissimilar results of the County Contracting Statistics, discussed *supra*. *Id.*

The Wainwright Study. The County also introduced a statistical analysis prepared by Jon Wainwright, analyzing “the personal and financial characteristics of self-employed persons working full-time in the Dade County construction industry, based on data from the 1990 Public Use Microdata Sample database” (derived from the decennial census). *Id.* The study “(1) compared construction business ownership rates of MBE/WBEs to those of non-MBE/WBEs, and (2) analyzed disparities in personal income between MBE/WBE and non-MBE/WBE business owners.” *Id.* “The study concluded that blacks, Hispanics, and women are less likely to own construction businesses than similarly situated white males, and MBE/WBEs that do enter the construction business earn less money than similarly situated white males.” *Id.*

With respect to the first conclusion, Wainwright controlled for “human capital” variables (education, years of labor market experience, marital status, and English proficiency) and “financial capital” variables (interest and dividend income, and home ownership). *Id.* The analysis indicated that blacks, Hispanics and women enter the construction business at lower rates than would be expected, once numerosity, and identified human and financial capital are controlled for. *Id.* The disparities for blacks and women (but not Hispanics) were substantial and statistically significant. *Id.* at 922. The underlying theory of this business ownership component of the study is that any significant disparities remaining after control of variables are due to the ongoing effects of past and present discrimination. *Id.*

The Eleventh Circuit held, in light of *Croson*, the district court need not have accepted this theory. *Id.* The Eleventh Circuit quoted *Croson*, in which the Supreme Court responded to a similar argument advanced by the plaintiffs in that case: “There are numerous explanations for this dearth of minority participation, including past societal discrimination in education and economic opportunities as well as both black and white career and entrepreneurial choices. Blacks may be disproportionately attracted to industries other than construction.” *Id.*, quoting *Croson*, 488 U.S. at 503. Following the Supreme Court in *Croson*, the Eleventh Circuit held “the disproportionate attraction of a minority group to non-construction industries does not mean that discrimination in the construction industry is the reason.” *Id.*, quoting *Croson*, 488 U.S. at 503. Additionally, the district court had evidence that between 1982 and 1987, there was a

substantial growth rate of MBE/WBE firms as opposed to non-MBE/WBE firms, which would further negate the proposition that the construction industry was discriminating against minority- and women-owned firms. *Id.* at 922.

With respect to the personal income component of the Wainwright study, after regression analyses were conducted, only the BBE statistics indicated a statistically significant disparity ratio. *Id.* at 923. However, the Eleventh Circuit held the district court was not required to assign the disparity controlling weight because the study did not regress for firm size, and in light of the conflicting statistical evidence in the County Contracting Statistics and Marketplace Data Statistics, discussed *supra*, which did regress for firm size. *Id.*

The Brimmer Study. The final study presented by the County was conducted under the supervision of Dr. Andrew F. Brimmer and concerned only black-owned firms. *Id.* The key component of the study was an analysis of the business receipts of black-owned construction firms for the years of 1977, 1982 and 1987, based on the Census Bureau's Survey of Minority- and Women-Owned Businesses, produced every five years. *Id.* The study sought to determine the existence of disparities between sales and receipts of black-owned firms in Dade County compared to the sales and receipts of all construction firms in Dade County. *Id.*

The study indicated substantial disparities in 1977 and 1987 but not 1982. *Id.* The County alleged that the absence of disparity in 1982 was due to substantial race-conscious measures for a major construction contract (Metrorail project), and not due to a lack of discrimination in the industry. *Id.* However, the study made no attempt to filter for the Metrorail project and "complete[ly] fail[ed]" to account for firm size. *Id.* Accordingly, the Eleventh Circuit found the district court permissibly discounted the results of the Brimmer study. *Id.* at 924.

Anecdotal evidence. In addition, the County presented a substantial amount of anecdotal evidence of perceived discrimination against BBes, a small amount of similar anecdotal evidence pertaining to WBEs, and no anecdotal evidence pertaining to HBes. *Id.* The County presented three basic forms of anecdotal evidence: "(1) the testimony of two County employees responsible for administering the MBE/WBE programs; (2) the testimony, primarily by affidavit, of twenty-three MBE/WBE contractors and subcontractors; and (3) a survey of black-owned construction firms." *Id.*

The County employees testified that the decentralized structure of the County construction contracting system affords great discretion to County employees, which in turn creates the opportunity for discrimination to infect the system. *Id.* They also testified to specific incidents of discrimination, for example, that MBE/WBEs complained of receiving lengthier punch lists than their non-MBE/WBE counterparts. *Id.* They also testified that MBE/WBEs encounter difficulties in obtaining bonding and financing. *Id.*

The MBE/WBE contractors and subcontractors testified to numerous incidents of perceived discrimination in the Dade County construction market, including:

Situations in which a project foreman would refuse to deal directly with a black or female firm owner, instead preferring to deal with a white employee; instances in which an MWBE

owner knew itself to be the low bidder on a subcontracting project, but was not awarded the job; instances in which a low bid by an MWBE was “shopped” to solicit even lower bids from non-MWBE firms; instances in which an MWBE owner received an invitation to bid on a subcontract within a day of the bid due date, together with a “letter of unavailability” for the MWBE owner to sign in order to obtain a waiver from the County; and instances in which an MWBE subcontractor was hired by a prime contractor, but subsequently was replaced with a non-MWBE subcontractor within days of starting work on the project.

Id. at 924-25.

Finally, the County submitted a study prepared by Dr. Joe E. Feagin, comprised of interviews of 78 certified black-owned construction firms. *Id.* at 925. The interviewees reported similar instances of perceived discrimination, including: “difficulty in securing bonding and financing; slow payment by general contractors; unfair performance evaluations that were tainted by racial stereotypes; difficulty in obtaining information from the County on contracting processes; and higher prices on equipment and supplies than were being charged to non-MBE/WBE firms.” *Id.*

The Eleventh Circuit found that numerous black- and some female-owned construction firms in Dade County perceived that they were the victims of discrimination and two County employees also believed that discrimination could taint the County’s construction contracting process. *Id.* However, such anecdotal evidence is helpful “only when it [is] combined with and reinforced by sufficiently probative statistical evidence.” *Id.* In her plurality opinion in *Croson*, Justice O’Connor found that “evidence of a pattern of individual discriminatory acts can, *if supported by appropriate statistical proof*, lend support to a local government’s determination that broader remedial relief is justified.” *Id.*, quoting *Croson*, 488 U.S. at 509 (emphasis added by the Eleventh Circuit). Accordingly, the Eleventh Circuit held that “anecdotal evidence can play an important role in bolstering statistical evidence, but that only in the rare case will anecdotal evidence suffice standing alone.” *Id.* at 925. The Eleventh Circuit also cited to opinions from the Third, Ninth and Tenth Circuits as supporting the same proposition. *Id.* at 926. The Eleventh Circuit affirmed the decision of the district court enjoining the continued operation of the MBE/WBE programs because they did not rest on a “constitutionally sufficient evidentiary foundation.” *Id.*

Although the Eleventh Circuit determined that the MBE/WBE program did not survive constitutional muster due to the absence of a sufficient evidentiary foundation, the Eleventh Circuit proceeded with the second prong of the strict scrutiny analysis of determining whether the MBE/WBE programs were narrowly tailored (BBE and HBE programs) or substantially related (WBE program) to the legitimate government interest they purported to serve, *i.e.*, “remedying the effects of present and past discrimination against blacks, Hispanics, and women in the Dade County construction market.” *Id.*

Narrow tailoring. “The essence of the ‘narrowly tailored’ inquiry is the notion that explicitly racial preferences ... must only be a ‘last resort’ option.” *Id.*, quoting *Hayes v. North Side Law*

Enforcement Officers Ass’n, 10 F.3d 207, 217 (4th Cir. 1993) and citing *Croson*, 488 U.S. at 519 (Kennedy, J., concurring in part and concurring in the judgment) (“[T]he strict scrutiny standard ... forbids the use of even narrowly drawn racial classifications except as a last resort.”).

The Eleventh Circuit has identified four factors to evaluate whether a race- or ethnicity-conscious affirmative action program is narrowly tailored: (1) “the necessity for the relief and the efficacy of alternative remedies; (2) the flexibility and duration of the relief; (3) the relationship of numerical goals to the relevant labor market; and (4) the impact of the relief on the rights of innocent third parties.” *Id.* at 927, citing *Ensley Branch*, 31 F.3d at 1569. The four factors provide “a useful analytical structure.” *Id.* at 927. The Eleventh Circuit focused only on the first factor in the present case “because that is where the County’s MBE/WBE programs are most problematic.” *Id.*

The Eleventh Circuit

flatly reject[ed] the County’s assertion that ‘given a strong basis in evidence of a race-based problem, a race-based remedy is necessary.’ That is simply not the law. If a race-neutral remedy is sufficient to cure a race-based problem, then a race-conscious remedy can never be narrowly tailored to that problem.” *Id.*, citing *Croson*, 488 U.S. at 507 (holding that affirmative action program was not narrowly tailored where “there does not appear to have been any consideration of the use of race-neutral means to increase minority business participation in city contracting”) ... Supreme Court decisions teach that a race-conscious remedy is not merely one of many equally acceptable medications the government may use to treat a race-based problem. Instead, it is the strongest of medicines, with many potential side effects, and must be reserved for those severe cases that are highly resistant to conventional treatment.

Id. at 927.

The Eleventh Circuit held that the County “clearly failed to give serious and good faith consideration to the use of race- and ethnicity-neutral measures.” *Id.* Rather, the determination of the necessity to establish the MWBE programs was based upon a conclusory legislative statement as to its necessity, which in turn was based upon an “equally conclusory analysis” in the Brimmer study, and a report that the SBA only was able to direct 5 percent of SBA financing to black-owned businesses between 1968-1980. *Id.*

The County admitted, and the Eleventh Circuit concluded, that the County failed to give any consideration to any alternative to the HBE affirmative action program. *Id.* at 928. Moreover, the Eleventh Circuit found that the testimony of the County’s own witnesses indicated the viability of race- and ethnicity-neutral measures to remedy many of the problems facing black- and Hispanic-owned construction firms. *Id.* The County employees identified problems, virtually all of which were related to the County’s own processes and procedures, including: “the decentralized County contracting system, which affords a high level of discretion to County

employees; the complexity of County contract specifications; difficulty in obtaining bonding; difficulty in obtaining financing; unnecessary bid restrictions; inefficient payment procedures; and insufficient or inefficient exchange of information.” *Id.* The Eleventh Circuit found that the problems facing MBE/WBE contractors were “institutional barriers” to entry facing every new entrant into the construction market, and were perhaps affecting the MBE/WBE contractors disproportionately due to the “institutional youth” of black- and Hispanic-owned construction firms. *Id.* “It follows that those firms should be helped the most by dismantling those barriers, something the County could do at least in substantial part.” *Id.*

The Eleventh Circuit noted that the race- and ethnicity-neutral options available to the County mirrored those available and cited by Justice O’Connor in *Croson*:

[T]he city has at its disposal a whole array of race-neutral measures to increase the accessibility of city contracting opportunities to small entrepreneurs of all races. Simplification of bidding procedures, relaxation of bonding requirements, and training and financial aid for disadvantaged entrepreneurs of all races would open the public contracting market to all those who have suffered the effects of past societal discrimination and neglect ... The city may also act to prohibit discrimination in the provision of credit or bonding by local suppliers and banks.

Id., quoting *Croson*, 488 U.S. at 509-10. The Eleventh Circuit found that except for some “half-hearted programs” consisting of “limited technical and financial aid that might benefit BBEs and HBEs,” the County had not “seriously considered” or tried most of the race- and ethnicity-neutral alternatives available. *Id.* at 928. “Most notably ... the County has not taken any action whatsoever to ferret out and respond to instances of discrimination if and when they have occurred in the County’s own contracting process.” *Id.*

The Eleventh Circuit found that the County had taken no steps to “inform, educate, discipline, or penalize” discriminatory misconduct by its own employees. *Id.* at 929. Nor had the County passed any local ordinances expressly prohibiting discrimination by local contractors, subcontractors, suppliers, bankers, or insurers. *Id.* “Instead of turning to race- and ethnicity-conscious remedies as a last resort, the County has turned to them as a first resort.” Accordingly, the Eleventh Circuit held that even if the BBE and HBE programs were supported by the requisite evidentiary foundation, they violated the Equal Protection Clause because they were not narrowly tailored. *Id.*

Substantial relationship. The Eleventh Circuit held that due to the relaxed “substantial relationship” standard for gender-conscious programs, if the WBE program rested upon a sufficient evidentiary foundation, it could pass the substantial relationship requirement. *Id.* However, because it did not rest upon a sufficient evidentiary foundation, the WBE program could not pass constitutional muster. *Id.*

For all of the foregoing reasons, the Eleventh Circuit affirmed the decision of the district court declaring the MBE/WBE programs unconstitutional and enjoining their continued operation.

Recent District Court Decisions

12. *H.B. Rowe Corp., Inc. v. W. Lyndo Tippet, North Carolina DOT, et al.*, 589 F. Supp.2d 587 (E.D.N.C. 2008), *affirmed in part, reversed in part, and remanded*, 615 F.3d 233 (4th Cir. 2010)

In *H.B. Rowe Company v. Tippet, North Carolina Department of Transportation, et al.* (“Rowe”), the United States District Court for the Eastern District of North Carolina, Western Division, heard a challenge to the State of North Carolina MBE and WBE Program, which is a State of North Carolina “affirmative action” program administered by the NCDOT. The NCDOT MWBE Program challenged in *Rowe* involves projects funded solely by the State of North Carolina and not funded by the USDOT. 589 F.Supp.2d 587.

Background. In this case plaintiff, a family-owned road construction business, bid on a NCDOT initiated state-funded project. NCDOT rejected plaintiff’s bid in favor of the next low bid that had proposed higher minority participation on the project as part of its bid. According to NCDOT, plaintiff’s bid was rejected because of plaintiff’s failure to demonstrate “good faith efforts” to obtain pre-designated levels of minority participation on the project.

As a prime contractor, plaintiff Rowe was obligated under the MWBE Program to either obtain participation of specified levels of MBE and WBE participation as subcontractors, or to demonstrate good faith efforts to do so. For this particular project, NCDOT had set MBE and WBE subcontractor participation goals of 10 percent and 5 percent, respectively. Plaintiff’s bid included 6.6 percent WBE participation, but no MBE participation. The bid was rejected after a review of plaintiff’s good faith efforts to obtain MBE participation. The next lowest bidder submitted a bid including 3.3 percent MBE participation and 9.3 percent WBE participation, and although not obtaining a specified level of MBE participation, it was determined to have made good faith efforts to do so. (Order of the District Court, dated March 29, 2007).

NCDOT’s MWBE Program “largely mirrors” the Federal DBE Program, which NCDOT is required to comply with in awarding construction contracts that utilize Federal funds. (589 F.Supp.2d 587; Order of the District Court, dated September 28, 2007). Like the Federal DBE Program, under NCDOT’s MWBE Program, the goals for minority and female participation are aspirational rather than mandatory. *Id.* An individual target for MBE participation was set for each project. *Id.*

Historically, NCDOT had engaged in several disparity studies. The most recent study was done in 2004. *Id.* The 2004 study, which followed the study in 1998, concluded that disparities in utilization of MBEs persist and that a basis remains for continuation of the MWBE Program. The new statute as revised was approved in 2006, which modified the previous MBE statute by eliminating the 10 percent and 5 percent goals and establishing a fixed expiration date of 2009.

Plaintiff filed its complaint in this case in 2003 against the NCDOT and individuals associated with the NCDOT, including the Secretary of NCDOT, W. Lyndo Tippet. In its complaint, plaintiff alleged that the MWBE statute for NCDOT was unconstitutional on its face and as applied. 589 F.Supp.2d 587.

March 29, 2007 Order of the District Court. The matter came before the district court initially on several motions, including the defendants' Motion to Dismiss or for Partial Summary Judgment, defendants' Motion to Dismiss the Claim for Mootness and plaintiff's Motion for Summary Judgment. The court in its October 2007 Order granted in part and denied in part defendants' Motion to Dismiss or for partial summary judgment; denied defendants' Motion to Dismiss the Claim for Mootness; and dismissed without prejudice plaintiff's Motion for Summary Judgment.

The court held the Eleventh Amendment to the United States Constitution bars plaintiff from obtaining any relief against defendant NCDOT, and from obtaining a retrospective damages award against any of the individual defendants in their official capacities. The court ruled that plaintiff's claims for relief against the NCDOT were barred by the Eleventh Amendment, and the NCDOT was dismissed from the case as a defendant. Plaintiff's claims for interest, actual damages, compensatory damages and punitive damages against the individual defendants sued in their official capacities also was held barred by the Eleventh Amendment and were dismissed. But, the court held that plaintiff was entitled to sue for an injunction to prevent state officers from violating a federal law, and under the *Ex Parte Young* exception, plaintiff's claim for declaratory and injunctive relief was permitted to go forward as against the individual defendants who were acting in an official capacity with the NCDOT. The court also held that the individual defendants were entitled to qualified immunity, and therefore dismissed plaintiff's claim for money damages against the individual defendants in their individual capacities. Order of the District Court, dated March 29, 2007.

Defendants argued that the recent amendment to the MWBE statute rendered plaintiff's claim for declaratory injunctive relief moot. The new MWBE statute adopted in 2006, according to the court, does away with many of the alleged shortcomings argued by the plaintiff in this lawsuit. The court found the amended statute has a sunset date in 2009; specific aspirational participation goals by women and minorities are eliminated; defines "minority" as including only those racial groups which disparity studies identify as subject to underutilization in state road construction contracts; explicitly references the findings of the 2004 Disparity Study and requires similar studies to be conducted at least once every five years; and directs NCDOT to enact regulations targeting discrimination identified in the 2004 and future studies.

The court held, however, that the 2004 Disparity Study and amended MWBE statute do not remedy the primary problem which the plaintiff complained of: the use of remedial race- and gender- based preferences allegedly without valid evidence of past racial and gender discrimination. In that sense, the court held the amended MWBE statute continued to present a live case or controversy, and accordingly denied the defendants' Motion to Dismiss Claim for Mootness as to plaintiff's suit for prospective injunctive relief. Order of the District Court, dated March 29, 2007.

The court also held that since there had been no analysis of the MWBE statute apart from the briefs regarding mootness, plaintiff's pending Motion for Summary Judgment was dismissed without prejudice. Order of the District Court, dated March 29, 2007.

September 28, 2007 Order of the District Court. On September 28, 2007, the district court issued a new order in which it denied both the plaintiff's and the defendants' Motions for

Summary Judgment. Plaintiff claimed that the 2004 Disparity Study is the sole basis of the MWBE statute, that the study is flawed, and therefore it does not satisfy the first prong of strict scrutiny review. Plaintiff also argued that the 2004 study tends to prove non-discrimination in the case of women; and finally the MWBE Program fails the second prong of strict scrutiny review in that it is not narrowly tailored.

The court found summary judgment was inappropriate for either party and that there are genuine issues of material fact for trial. The first and foremost issue of material fact, according to the court, was the adequacy of the 2004 Disparity Study as used to justify the MWBE Program. Therefore, because the court found there was a genuine issue of material fact regarding the 2004 Study, summary judgment was denied on this issue.

The court also held there was confusion as to the basis of the MWBE Program, and whether it was based solely on the 2004 Study or also on the 1993 and 1998 Disparity Studies. Therefore, the court held a genuine issue of material fact existed on this issue and denied summary judgment. Order of the District Court, dated September 28, 2007.

December 9, 2008 Order of the District Court (589 F.Supp.2d 587). The district court on December 9, 2008, after a bench trial, issued an Order that found as a fact and concluded as a matter of law that plaintiff failed to satisfy its burden of proof that the North Carolina Minority and Women's Business Enterprise program, enacted by the state legislature to affect the awarding of contracts and subcontracts in state highway construction, violated the United States Constitution.

Plaintiff, in its complaint filed against the NCDOT alleged that N.C. Gen. St. § 136-28.4 is unconstitutional on its face and as applied, and that the NCDOT while administering the MWBE program violated plaintiff's rights under the federal law and the United States Constitution. Plaintiff requested a declaratory judgment that the MWBE program is invalid and sought actual and punitive damages.

As a prime contractor, plaintiff was obligated under the MWBE program to either obtain participation of specified levels of MBE and WBE subcontractors, or to demonstrate that good faith efforts were made to do so. Following a review of plaintiff's good faith efforts to obtain minority participation on the particular contract that was the subject of plaintiff's bid, the bid was rejected. Plaintiff's bid was rejected in favor of the next lowest bid, which had proposed higher minority participation on the project as part of its bid. According to NCDOT, plaintiff's bid was rejected because of plaintiff's failure to demonstrate good faith efforts to obtain pre-designated levels of minority participation on the project. 589 F.Supp.2d 587.

North Carolina's MWBE program. The MWBE program was implemented following amendments to N.C. Gen. Stat. §136-28.4. Pursuant to the directives of the statute, the NCDOT promulgated regulations governing administration of the MWBE program. See N.C. Admin. Code tit. 19A, § 2D.1101, et seq. The regulations had been amended several times and provide that NCDOT shall ensure that MBEs and WBEs have the maximum opportunity to participate in the performance of contracts financed with non-federal funds. N.C. Admin. Code Tit. 19A § 2D.1101.

North Carolina's MWBE program, which affected only highway bids and contracts funded solely with state money, according to the district court, largely mirrored the Federal DBE Program which NCDOT is required to comply with in awarding construction contracts that utilize federal funds. 589 F.Supp.2d 587. Like the Federal DBE Program, under North Carolina's MWBE program, the targets for minority and female participation were aspirational rather than mandatory, and individual targets for disadvantaged business participation were set for each individual project. N.C. Admin. Code tit. 19A § 2D.1108. In determining what level of MBE and WBE participation was appropriate for each project, NCDOT would take into account "the approximate dollar value of the contract, the geographical location of the proposed work, a number of the eligible funds in the geographical area, and the anticipated value of the items of work to be included in the contract." *Id.* NCDOT would also consider "the annual goals mandated by Congress and the North Carolina General Assembly." *Id.*

A firm could be certified as a MBE or WBE by showing NCDOT that it is "owner controlled by one or more socially and economically disadvantaged individuals." NC Admin. Code tit. 1980, § 2D.1102.

The district court stated the MWBE program did not directly discriminate in favor of minority and women contractors, but rather "encouraged prime contractors to favor MBEs and WBEs in subcontracting before submitting bids to NCDOT." 589 F.Supp.2d 587. In determining whether the lowest bidder is "responsible," NCDOT would consider whether the bidder obtained the level of certified MBE and WBE participation previously specified in the NCDOT project proposal. If not, NCDOT would consider whether the bidder made good faith efforts to solicit MBE and WBE participation. N.C. Admin. Code tit. 19A § 2D.1108.

There were multiple studies produced and presented to the North Carolina General Assembly in the years 1993, 1998 and 2004. The 1998 and 2004 studies concluded that disparities in the utilization of minority and women contractors persist, and that there remains a basis for continuation of the MWBE program. The MWBE program as amended after the 2004 study includes provisions that eliminated the 10 percent and 5 percent goals and instead replaced them with contract-specific participation goals created by NCDOT; established a sunset provision that has the statute expiring on August 31, 2009; and provides reliance on a disparity study produced in 2004.

The MWBE program, as it stood at the time of this decision, provides that NCDOT "dictates to prime contractors the express goal of MBE and WBE subcontractors to be used on a given project. However, instead of the state hiring the MBE and WBE subcontractors itself, the NCDOT makes the prime contractor solely responsible for vetting and hiring these subcontractors. If a prime contractor fails to hire the goal amount, it must submit efforts of 'good faith' attempts to do so." 589 F.Supp.2d 587.

Compelling interest. The district court held that NCDOT established a compelling governmental interest to have the MWBE program. The court noted that the United States Supreme Court in *Croson* made clear that a state legislature has a compelling interest in eradicating and remedying private discrimination in the private subcontracting inherent in the letting of road construction contracts. 589 F.Supp.2d 587, *citing Croson*, 488 U.S. at 492. The district court found that the North Carolina Legislature established it relied upon a strong basis of evidence in concluding

that prior race discrimination in North Carolina's road construction industry existed so as to require remedial action.

The court held that the 2004 Disparity Study demonstrated the existence of previous discrimination in the specific industry and locality at issue. The court stated that disparity ratios provided for in the 2004 Disparity Study highlighted the underutilization of MBEs by prime contractors bidding on state funded highway projects. In addition, the court found that evidence relied upon by the legislature demonstrated a dramatic decline in the utilization of MBEs during the program's suspension in 1991. The court also found that anecdotal support relied upon by the legislature confirmed and reinforced the general data demonstrating the underutilization of MBEs. The court held that the NCDOT established that, "based upon a clear and strong inference raised by this Study, they concluded minority contractors suffer from the lingering effects of racial discrimination." 589 F.Supp.2d 587.

With regard to WBEs, the court applied a different standard of review. The court held the legislative scheme as it relates to MWBEs must serve an important governmental interest and must be substantially related to the achievement of those objectives. The court found that NCDOT established an important governmental interest. The 2004 Disparity Study provided that the average contracts awarded WBEs are significantly smaller than those awarded non-WBEs. The court held that NCDOT established based upon a clear and strong inference raised by the Study, women contractors suffer from past gender discrimination in the road construction industry.

Narrowly tailored. The district court noted that the Fourth Circuit of Appeals lists a number of factors to consider in analyzing a statute for narrow tailoring: (1) the necessity of the policy and the efficacy of alternative race neutral policies; (2) the planned duration of the policy; (3) the relationship between the numerical goal and the percentage of minority group members in the relevant population; (4) the flexibility of the policy, including the provision of waivers if the goal cannot be met; and (5) the burden of the policy on innocent third parties. 589 F.Supp.2d 587, *quoting Belk v. Charlotte-Mecklenburg Board of Education*, 269 F.3d 305, 344 (4th Cir. 2001).

The district court held that the legislative scheme in N.C. Gen. Stat. § 136-28.4 is narrowly tailored to remedy private discrimination of minorities and women in the private subcontracting inherent in the letting of road construction contracts. The district court's analysis focused on narrowly tailoring factors (2) and (4) above, namely the duration of the policy and the flexibility of the policy. With respect to the former, the court held the legislative scheme provides the program be reviewed at least every five years to revisit the issue of utilization of MWBEs in the road construction industry. N.C. Gen. Stat. §136-28.4(b). Further, the legislative scheme includes a sunset provision so that the program will expire on August 31, 2009, unless renewed by an act of the legislature. *Id.* at § 136-28.4(e). The court held these provisions ensured the legislative scheme last no longer than necessary.

The court also found that the legislative scheme enacted by the North Carolina legislature provides flexibility insofar as the participation goals for a given contract or determined on a project by project basis. § 136-28.4(b)(1). Additionally, the court found the legislative scheme in question is not overbroad because the statute applies only to "those racial or ethnicity classifications identified by a study conducted in accordance with this section that had been

subjected to discrimination in a relevant marketplace and that had been adversely affected in their ability to obtain contracts with the Department.” § 136-28.4(c)(2). The court found that plaintiff failed to provide any evidence that indicates minorities from non-relevant racial groups had been awarded contracts as a result of the statute.

The court held that the legislative scheme is narrowly tailored to remedy private discrimination of minorities and women in the private subcontracting inherent in the letting of road construction contracts, and therefore found that § 136-28.4 is constitutional.

The decision of the district court was appealed to the United States Court of Appeals for the Fourth Circuit, which affirmed in part and reversed in part the decision of the district court. *See* 615 F.3d 233 (4th Cir. 2010), discussed above.

13. *Thomas v. City of Saint Paul*, 526 F. Supp.2d 959 (D. Minn 2007), *affirmed*, 321 Fed. Appx. 541, 2009 WL 777932 (8th Cir. March 26, 2009) (unpublished opinion), *cert. denied*, 130 S.Ct. 408 (2009)

In *Thomas v. City of Saint Paul*, the plaintiffs are African American business owners who brought this lawsuit claiming that the City of Saint Paul, Minnesota discriminated against them in awarding publicly-funded contracts. The City moved for summary judgment, which the United States District Court granted and issued an order dismissing the plaintiff’s lawsuit in December 2007.

The background of the case involves the adoption by the City of Saint Paul of a Vendor Outreach Program (“VOP”) that was designed to assist minority and other small business owners in competing for City contracts. Plaintiffs were VOP-certified minority business owners. Plaintiffs contended that the City engaged in racially discriminatory illegal conduct in awarding City contracts for publicly-funded projects. Plaintiff Thomas claimed that the City denied him opportunities to work on projects because of his race arguing that the City failed to invite him to bid on certain projects, the City failed to award him contracts and the fact independent developers had not contracted with his company. 526 F. Supp.2d at 962. The City contended that Thomas was provided opportunities to bid for the City’s work.

Plaintiff Brian Conover owned a trucking firm, and he claimed that none of his bids as a subcontractor on 22 different projects to various independent developers were accepted. 526 F. Supp.2d at 962. The court found that after years of discovery, plaintiff Conover offered no admissible evidence to support his claim, had not identified the subcontractors whose bids were accepted, and did not offer any comparison showing the accepted bid and the bid he submitted. *Id.* Plaintiff Conover also complained that he received bidding invitations only a few days before a bid was due, which did not allow him adequate time to prepare a competitive bid. *Id.* The court found, however, he failed to identify any particular project for which he had only a single day of bid, and did not identify any similarly situated person of any race who was afforded a longer period of time in which to submit a bid. *Id.* at 963. Plaintiff Newell claimed he submitted numerous bids on the City’s projects all of which were rejected. *Id.* The court found, however, that he provided no specifics about why he did not receive the work. *Id.*

The VOP. Under the VOP, the City sets annual bench marks or levels of participation for the targeted minorities groups. *Id.* at 963. The VOP prohibits quotas and imposes various “good faith” requirements on prime contractors who bid for City projects. *Id.* at 964. In particular, the VOP requires that when a prime contractor rejects a bid from a VOP-certified business, the contractor must give the City its basis for the rejection, and evidence that the rejection was justified. *Id.* The VOP further imposes obligations on the City with respect to vendor contracts. *Id.* The court found the City must seek where possible and lawful to award a portion of vendor contracts to VOP-certified businesses. *Id.* The City contract manager must solicit these bids by phone, advertisement in a local newspaper or other means. Where applicable, the contract manager may assist interested VOP participants in obtaining bonds, lines of credit or insurance required to perform under the contract. *Id.* The VOP ordinance provides that when the contract manager engages in one or more possible outreach efforts, he or she is in compliance with the ordinance. *Id.*

Analysis and Order of the Court. The district court found that the City is entitled to summary judgment because plaintiffs lack standing to bring these claims and that no genuine issue of material fact remains. *Id.* at 965. The court held that the plaintiffs had no standing to challenge the VOP because they failed to show they were deprived of an opportunity to compete, or that their inability to obtain any contract resulted from an act of discrimination. *Id.* The court found they failed to show any instance in which their race was a determinant in the denial of any contract. *Id.* at 966. As a result, the court held plaintiffs failed to demonstrate the City engaged in discriminatory conduct or policy which prevented plaintiffs from competing. *Id.* at 965-966.

The court held that in the absence of any showing of intentional discrimination based on race, the mere fact the City did not award any contracts to plaintiffs does not furnish that causal nexus necessary to establish standing. *Id.* at 966. The court held the law does not require the City to voluntarily adopt “aggressive race-based affirmative action programs” in order to award specific groups publicly-funded contracts. *Id.* at 966. The court found that plaintiffs had failed to show a violation of the VOP ordinance, or any illegal policy or action on the part of the City. *Id.*

The court stated that the plaintiffs must identify a discriminatory policy in effect. *Id.* at 966. The court noted, for example, even assuming the City failed to give plaintiffs more than one day’s notice to enter a bid, such a failure is not, per se, illegal. *Id.* The court found the plaintiffs offered no evidence that anyone else of any other race received an earlier notice, or that he was given this allegedly tardy notice as a result of his race. *Id.*

The court concluded that even if plaintiffs may not have been hired as a subcontractor to work for prime contractors receiving City contracts, these were independent developers and the City is not required to defend the alleged bad acts of others. *Id.* Therefore, the court held plaintiffs had no standing to challenge the VOP. *Id.* at 966.

Plaintiff’s claims. The court found that even assuming plaintiffs possessed standing, they failed to establish facts which demonstrated a need for a trial, primarily because each theory of recovery is viable only if the City “intentionally” treated plaintiffs unfavorably because of their race. *Id.* at 967. The court held to establish a prima facie violation of the equal protection clause, there must be state action. *Id.* Plaintiffs must offer facts and evidence that constitute proof of “racially discriminatory intent or purpose.” *Id.* at 967. Here, the court found that plaintiff failed

to allege any single instance showing the City “intentionally” rejected VOP bids based on their race. *Id.*

The court also found that plaintiffs offered no evidence of a specific time when any one of them submitted the lowest bid for a contract or a subcontract, or showed any case where their bids were rejected on the basis of race. *Id.* The court held the alleged failure to place minority contractors in a preferred position, without more, is insufficient to support a finding that the City failed to treat them equally based upon their race. *Id.*

The City rejected the plaintiffs claims of discrimination because the plaintiffs did not establish by evidence that the City “intentionally” rejected their bid due to race or that the City “intentionally” discriminated against these plaintiffs. *Id.* at 967-968. The court held that the plaintiffs did not establish a single instance showing the City deprived them of their rights, and the plaintiffs did not produce evidence of a “discriminatory motive.” *Id.* at 968. The court concluded that plaintiffs had failed to show that the City’s actions were “racially motivated.” *Id.*

The Eighth Circuit Court of Appeals affirmed the ruling of the district court. *Thomas v. City of Saint Paul*, 2009 WL 777932 (8th Cir. 2009)(unpublished opinion). The Eighth Circuit affirmed based on the decision of the district court and finding no reversible error.

14. *Thompson Building Wrecking Co. v. Augusta, Georgia*, No. 1:07CV019, 2007 WL 926153 (S.D. Ga. Mar. 14, 2007)(Slip. Op.)

This case considered the validity of the City of Augusta’s local minority DBE program. The district court enjoined the City from favoring any contract bid on the basis of racial classification and based its decision principally upon the outdated and insufficient data proffered by the City in support of its program. 2007 WL 926153 at *9-10.

The City of Augusta enacted a local DBE program based upon the results of a disparity study completed in 1994. The disparity study examined the disparity in socioeconomic status among races, compared black-owned businesses in Augusta with those in other regions and those owned by other racial groups, examined “Georgia’s racist history” in contracting and procurement, and examined certain data related to Augusta’s contracting and procurement. *Id.* at *1-4. The plaintiff contractors and subcontractors challenged the constitutionality of the DBE program and sought to extend a temporary injunction enjoining the City’s implementation of racial preferences in public bidding and procurement.

The City defended the DBE program arguing that it did not utilize racial classifications because it only required vendors to make a “good faith effort” to ensure DBE participation. *Id.* at *6. The court rejected this argument noting that bidders were required to submit a “Proposed DBE Participation” form and that bids containing DBE participation were treated more favorably than those bids without DBE participation. The court stated: “Because a person’s business can qualify for the favorable treatment based on that person’s race, while a similarly situated person of another race would not qualify, the program contains a racial classification.” *Id.*

The court noted that the DBE program harmed subcontractors in two ways: first, because prime contractors will discriminate between DBE and non-DBE subcontractors and a bid with a DBE

subcontractor would be treated more favorably; and second, because the City would favor a bid containing DBE participation over an equal or even superior bid containing no DBE participation. *Id.*

The court applied the strict scrutiny standard set forth in *Croson* and *Engineering Contractors Association* to determine whether the City had a compelling interest for its program and whether the program was narrowly tailored to that end. The court noted that pursuant to *Croson*, the City would have a compelling interest in assuring that tax dollars would not perpetuate private prejudice. But, the court found (*citing to Croson*), that a state or local government must identify that discrimination, “public or private, with some specificity before they may use race-conscious relief.” The court cited the Eleventh Circuit’s position that “‘gross statistical disparities’ between the proportion of minorities hired by the public employer and the proportion of minorities willing and able to work” may justify an affirmative action program. *Id.* at *7. The court also stated that anecdotal evidence is relevant to the analysis.

The court determined that while the City’s disparity study showed some statistical disparities buttressed by anecdotal evidence, the study suffered from multiple issues. *Id.* at *7-8. Specifically, the court found that those portions of the study examining discrimination outside the area of subcontracting (*e.g.*, socioeconomic status of racial groups in the Augusta area) were irrelevant for purposes of showing a compelling interest. The court also cited the failure of the study to differentiate between different minority races as well as the improper aggregation of race- and gender-based discrimination referred to as Simpson’s Paradox.

The court assumed for purposes of its analysis that the City could show a compelling interest but concluded that the program was not narrowly tailored and thus could not satisfy strict scrutiny. The court found that it need look no further beyond the fact of the thirteen-year duration of the program absent further investigation, and the absence of a sunset or expiration provision, to conclude that the DBE program was not narrowly tailored. *Id.* at *8. Noting that affirmative action is permitted only sparingly, the court found: “[i]t would be impossible for Augusta to argue that, 13 years after last studying the issue, racial discrimination is so rampant in the Augusta contracting industry that the City must affirmatively act to avoid being complicit.” *Id.* The court held in conclusion, that the plaintiffs were “substantially likely to succeed in proving that, when the City requests bids with minority participation and in fact favors bids with such, the plaintiffs will suffer racial discrimination in violation of the Equal Protection Clause.” *Id.* at *9.

In a subsequent Order dated September 5, 2007, the court denied the City’s motion to continue plaintiff’s Motion for Summary Judgment, denied the City’s Rule 12(b)(6) motion to dismiss, and stayed the action for 30 days pending mediation between the parties. Importantly, in this Order, the court reiterated that the female- and locally-owned business components of the program (challenged in plaintiff’s Motion for Summary Judgment) would be subject to intermediate scrutiny and rational basis scrutiny, respectively. The court also reiterated its rejection of the City’s challenge to the plaintiffs’ standing. The court noted that under *Adarand*, preventing a contractor from competing on an equal footing satisfies the particularized injury prong of standing. And showing that the contractor will sometime in the future bid on a City contract “that offers financial incentives to a prime contractor for hiring disadvantaged subcontractors”

satisfies the second requirement that the particularized injury be actual or imminent. Accordingly, the court concluded that the plaintiffs have standing to pursue this action.

15. *Hershell Gill Consulting Engineers, Inc. v. Miami-Dade County*, 333 F. Supp.2d 1305 (S.D. Fla. 2004)

The decision in *Hershell Gill Consulting Engineers, Inc. v. Miami-Dade County*, is significant to the disparity study because it applied and followed the *Engineering Contractors Association* decision in the context of contracting and procurement for goods and services (including architect and engineer services). Many of the other cases focused on construction, and thus *Hershell Gill* is instructive as to the analysis relating to architect and engineering services. The decision in *Hershell Gill* also involved a district court in the Eleventh Circuit imposing compensatory and punitive damages upon individual County Commissioners due to the district court's finding of their willful failure to abrogate an unconstitutional MBE/WBE Program. In addition, the case is noteworthy because the district court refused to follow the 2003 Tenth Circuit Court of Appeals decision in *Concrete Works of Colorado, Inc. v. City and County of Denver*, 321 F.3d 950 (10th Cir. 2003). See discussion, *infra*.

Six years after the decision in *Engineering Contractors Association*, two white male-owned engineering firms (the "plaintiffs") brought suit against Engineering Contractors Association (the "County"), the former County Manager, and various current County Commissioners (the "Commissioners") in their official and personal capacities (collectively the "defendants"), seeking to enjoin the same "participation goals" in the same MWBE program deemed to violate the Fourteenth Amendment in the earlier case. 333 F. Supp. 1305, 1310 (S.D. Fla. 2004). After the Eleventh Circuit's decision in *Engineering Contractors Association* striking down the MWBE programs as applied to construction contracts, the County enacted a Community Small Business Enterprise ("CSBE") program for construction contracts, "but continued to apply racial, ethnic, and gender criteria to its purchases of goods and services in other areas, including its procurement of A&E services." *Id.* at 1311.

The plaintiffs brought suit challenging the Black Business Enterprise (BBE) program, the Hispanic Business Enterprise (HBE) program, and the Women Business Enterprise (WBE) program (collectively "MBE/WBE"). *Id.* The MBE/WBE programs applied to A&E contracts in excess of \$25,000. *Id.* at 1312. The County established five "contract measures" to reach the participation goals: (1) set asides, (2) subcontractor goals, (3) project goals, (4) bid preferences, and (5) selection factors. *Id.* Once a contract was identified as covered by a participation goal, a review committee would determine whether a contract measure should be utilized. *Id.* The County was required to review the efficacy of the MBE/WBE programs annually, and reevaluated the continuing viability of the MBE/WBE programs every five years. *Id.* at 1313. However, the district court found "the participation goals for the three MBE/WBE programs challenged ... remained unchanged since 1994." *Id.*

In 1998, counsel for plaintiffs contacted the County Commissioners requesting the discontinuation of contract measures on A&E contracts. *Id.* at 1314. Upon request of the Commissioners, the county manager then made two reports (an original and a follow-up) measuring parity in terms of dollars awarded and dollars paid in the areas of A&E for blacks, Hispanics, and women, and concluded both times that the "County has reached parity for black,

Hispanic, and Women-owned firms in the areas of [A&E] services.” The final report further stated “Based on all the analyses that have been performed, the County does not have a basis for the establishment of participation goals which would allow staff to apply contract measures.” *Id.* at 1315. The district court also found that the Commissioners were informed that “there was even less evidence to support [the MBE/WBE] programs as applied to architects and engineers than there was in contract construction.” *Id.* Nonetheless, the Commissioners voted to continue the MBE/WBE participation goals at their previous levels. *Id.*

In May of 2000 (18 months after the lawsuit was filed), the County commissioned Dr. Manuel J. Carvajal, an econometrician, to study architects and engineers in the county. His final report had four parts:

(1) data identification and collection of methodology for displaying the research results; (2) presentation and discussion of tables pertaining to architecture, civil engineering, structural engineering, and awards of contracts in those areas; (3) analysis of the structure and empirical estimates of various sets of regression equations, the calculation of corresponding indices, and an assessment of their importance; and (4) a conclusion that there is discrimination against women and Hispanics — but not against blacks — in the fields of architecture and engineering.

Id. The district court issued a preliminary injunction enjoining the use of the MBE/WBE programs for A&E contracts, pending the United States Supreme Court decisions in *Gratz v. Bollinger*, 539 U.S. 244 (2003) and *Grutter v. Bollinger*, 539 U.S. 306 (2003). *Id.* at 1316.

The court considered whether the MBE/WBE programs were violative of Title VII of the Civil Rights Act, and whether the County and the County Commissioners were liable for compensatory and punitive damages.

The district court found that the Supreme Court decisions in *Gratz* and *Grutter* did not alter the constitutional analysis as set forth in *Adarand* and *Croson*. *Id.* at 1317. Accordingly, the race- and ethnicity-based classifications were subject to strict scrutiny, meaning the County must present “a strong basis of evidence” indicating the MBE/WBE program was necessary and that it was narrowly tailored to its purported purpose. *Id.* at 1316. The gender-based classifications were subject to intermediate scrutiny, requiring the County to show the “gender-based classification serves an important governmental objective, and that it is substantially related to the achievement of that objective.” *Id.* at 1317 (internal citations omitted). The court found that the proponent of a gender-based affirmative action program must present “sufficient probative evidence” of discrimination. *Id.* (internal citations omitted). The court found that under the intermediate scrutiny analysis, the County must (1) demonstrate past discrimination against women but not necessarily at the hands of the County, and (2) that the gender-conscious affirmative action program need not be used only as a “last resort.” *Id.*

The County presented both statistical and anecdotal evidence. *Id.* at 1318. The statistical evidence consisted of Dr. Carvajal’s report, most of which consisted of “post-enactment” evidence. *Id.* Dr. Carvajal’s analysis sought to discover the existence of racial, ethnic and gender disparities in the A&E industry, and then to determine whether any such disparities could be attributed to discrimination. *Id.* The study used four data sets: three were designed to establish the marketplace availability of firms (architecture, structural engineering, and civil

engineering), and the fourth focused on awards issued by the County. *Id.* Dr. Carvajal used the phone book, a list compiled by infoUSA, and a list of firms registered for technical certification with the County's Department of Public Works to compile a list of the "universe" of firms competing in the market. *Id.* For the architectural firms only, he also used a list of firms that had been issued an architecture professional license. *Id.*

Dr. Carvajal then conducted a phone survey of the identified firms. Based on his data, Dr. Carvajal concluded that disparities existed between the percentage of A&E firms owned by blacks, Hispanics, and women, and the percentage of annual business they received. *Id.* Dr. Carvajal conducted regression analyses "in order to determine the effect a firm owner's gender or race had on certain dependent variables." *Id.* Dr. Carvajal used the firm's annual volume of business as a dependent variable and determined the disparities were due in each case to the firm's gender and/or ethnic classification. *Id.* at 1320. He also performed variants to the equations including: (1) using certification rather than survey data for the experience / capacity indicators, (2) with the outliers deleted, (3) with publicly-owned firms deleted, (4) with the dummy variables reversed, and (5) using only currently certified firms." *Id.* Dr. Carvajal's results remained substantially unchanged. *Id.*

Based on his analysis of the marketplace data, Dr. Carvajal concluded that the "gross statistical disparities" in the annual business volume for Hispanic- and women-owned firms could be attributed to discrimination; he "did not find sufficient evidence of discrimination against blacks." *Id.*

The court held that Dr. Carvajal's study constituted neither a "strong basis in evidence" of discrimination necessary to justify race- and ethnicity-conscious measures, nor did it constitute "sufficient probative evidence" necessary to justify the gender-conscious measures. *Id.* The court made an initial finding that no disparity existed to indicate underutilization of MBE/WBEs in the award of A&E contracts by the County, nor was there underutilization of MBE/WBEs in the contracts they were awarded. *Id.* The court found that an analysis of the award data indicated, "[i]f anything, the data indicates an overutilization of minority-owned firms by the County in relation to their numbers in the marketplace." *Id.*

With respect to the marketplace data, the County conceded that there was insufficient evidence of discrimination against blacks to support the BBE program. *Id.* at 1321. With respect to the marketplace data for Hispanics and women, the court found it "unreliable and inaccurate" for three reasons: (1) the data failed to properly measure the geographic market, (2) the data failed to properly measure the product market, and (3) the marketplace survey was unreliable. *Id.* at 1321-25.

The court ruled that it would not follow the Tenth Circuit decision of *Concrete Works of Colorado, Inc. v. City and County of Denver*, 321 F.3d 950 (10th Cir. 2003), as the burden of proof enunciated by the Tenth Circuit conflicts with that of the Eleventh Circuit, and the "Tenth Circuit's decision is flawed for the reasons articulated by Justice Scalia in his dissent from the denial of certiorari." *Id.* at 1325 (internal citations omitted).

The defendant intervenors presented anecdotal evidence pertaining only to discrimination against women in the County's A&E industry. *Id.* The anecdotal evidence consisted of the

testimony of three A&E professional women, “nearly all” of which was related to discrimination in the award of County contracts. *Id.* at 1326. However, the district court found that the anecdotal evidence contradicted Dr. Carvajal’s study indicating that no disparity existed with respect to the award of County A&E contracts. *Id.*

The court quoted the Eleventh Circuit in *Engineering Contractors Association* for the proposition “that only in the rare case will anecdotal evidence suffice standing alone.” *Id.* (internal citations omitted). The court held that “[t]his is not one of those rare cases.” The district court concluded that the statistical evidence was “unreliable and fail[ed] to establish the existence of discrimination,” and the anecdotal evidence was insufficient as it did not even reach the level of anecdotal evidence in *Engineering Contractors Association* where the County employees themselves testified. *Id.*

The court made an initial finding that a number of minority groups provided preferential treatment were in fact majorities in the County in terms of population, voting capacity, and representation on the County Commission. *Id.* at 1326-1329. For purposes only of conducting the strict scrutiny analysis, the court then assumed that Dr. Carvajal’s report demonstrated discrimination against Hispanics (note the County had conceded it had insufficient evidence of discrimination against blacks) and sought to determine whether the HBE program was narrowly tailored to remedying that discrimination. *Id.* at 1330. However, the court found that because the study failed to “identify who is engaging in the discrimination, what form the discrimination might take, at what stage in the process it is taking place, or how the discrimination is accomplished ... it is virtually impossible to narrowly tailor any remedy, and the HBE program fails on this fact alone.” *Id.*

The court found that even after the County Managers informed the Commissioners that the County had reached parity in the A&E industry, the Commissioners declined to enact a CSBE ordinance, a race-neutral measure utilized in the construction industry after *Engineering Contractors Association*. *Id.* Instead, the Commissioners voted to continue the HBE program. *Id.* The court held that the County’s failure to even explore a program similar to the CSBE ordinance indicated that the HBE program was not narrowly tailored. *Id.* at 1331.

The court also found that the County enacted a broad anti-discrimination ordinance imposing harsh penalties for a violation thereof. *Id.* However, “not a single witness at trial knew of any instance of a complaint being brought under this ordinance concerning the A&E industry,” leading the court to conclude that the ordinance was either not being enforced, or no discrimination existed. *Id.* Under either scenario, the HBE program could not be narrowly tailored. *Id.*

The court found the waiver provisions in the HBE program inflexible in practice. *Id.* Additionally, the court found the County had failed to comply with the provisions in the HBE program requiring adjustment of participation goals based on annual studies, because the County had not in fact conducted annual studies for several years. *Id.* The court found this even “more problematic” because the HBE program did not have a built-in durational limit, and thus blatantly violated Supreme Court jurisprudence requiring that racial and ethnic preferences “must be limited in time.” *Id.* at 1332, citing *Grutter*, 123 S. Ct. at 2346. For the foregoing reasons, the court concluded the HBE program was not narrowly tailored. *Id.* at 1332.

With respect to the WBE program, the court found that “the failure of the County to identify who is discriminating and where in the process the discrimination is taking place indicates (though not conclusively) that the WBE program is not substantially related to eliminating that discrimination.” *Id.* at 1333. The court found that the existence of the anti-discrimination ordinance, the refusal to enact a small business enterprise ordinance, and the inflexibility in setting the participation goals rendered the WBE program unable to satisfy the substantial relationship test. *Id.*

The court held that the County was liable for any compensatory damages. *Id.* at 1333-34. The court held that the Commissioners had absolute immunity for their legislative actions; however, they were not entitled to qualified immunity for their actions in voting to apply the race-, ethnicity-, and gender-conscious measures of the MBE/WBE programs if their actions violated “clearly established statutory or constitutional rights of which a reasonable person would have known ... Accordingly, the question is whether the state of the law at the time the Commissioners voted to apply [race-, ethnicity-, and gender-conscious measures] gave them ‘fair warning’ that their actions were unconstitutional.” *Id.* at 1335-36 (internal citations omitted).

The court held that the Commissioners were not entitled to qualified immunity because they “had before them at least three cases that gave them fair warning that their application of the MBE/WBE programs ... were unconstitutional: *Croson*, *Adarand* and [*Engineering Contractors Association*].” *Id.* at 1137. The court found that the Commissioners voted to apply the contract measures after the Supreme Court decided both *Croson* and *Adarand*. *Id.* Moreover, the Eleventh Circuit had already struck down the construction provisions of the same MBE/WBE programs. *Id.* Thus, the case law was “clearly established” and gave the Commissioners fair warning that the MBE/WBE programs were unconstitutional. *Id.*

The court also found the Commissioners had specific information from the County Manager and other internal studies indicating the problems with the MBE/WBE programs and indicating that parity had been achieved. *Id.* at 1338. Additionally, the Commissioners did not conduct the annual studies mandated by the MBE/WBE ordinance itself. *Id.* For all the foregoing reasons, the court held the Commissioners were subject to individual liability for any compensatory and punitive damages.

The district court enjoined the County, the Commissioners, and the County Manager from using, or requiring the use of, gender, racial, or ethnic criteria in deciding (1) whether a response to an RFP submitted for A&E work is responsive, (2) whether such a response will be considered, and (3) whether a contract will be awarded to a consultant submitting such a response. The court awarded the plaintiffs \$100 each in nominal damages and reasonable attorneys’ fees and costs, for which it held the County and the Commissioners jointly and severally liable.

16. *Florida A.G.C. Council, Inc. v. State of Florida*, 303 F. Supp.2d 1307 (N.D. Fla. 2004)

This case is instructive to the disparity study as to the manner in which district courts within the Eleventh Circuit are interpreting and applying *Engineering Contractors Association*. It is also instructive in terms of the type of legislation to be considered by the local and state

governments as to what the courts consider to be a “race-conscious” program and/or legislation, as well as to the significance of the implementation of the legislation to the analysis.

The plaintiffs, A.G.C. Council, Inc. and the South Florida Chapter of the Associated General Contractors brought this case challenging the constitutionality of certain provisions of a Florida statute (Section 287.09451, *et seq.*). The plaintiffs contended that the statute violated the Equal Protection Clause of the Fourteenth Amendment by instituting race- and gender-conscious “preferences” in order to increase the numeric representation of “MBEs” in certain industries.

According to the court, the Florida Statute enacted race-conscious and gender-conscious remedial programs to ensure minority participation in state contracts for the purchase of commodities and in construction contracts. The State created the Office of Supplier Diversity (“OSD”) to assist MBEs to become suppliers of commodities, services and construction to the state government. The OSD had certain responsibilities, including adopting rules meant to assess whether state agencies have made good faith efforts to solicit business from MBEs, and to monitor whether contractors have made good faith efforts to comply with the objective of greater overall MBE participation.

The statute enumerated measures that contractors should undertake, such as minority-centered recruitment in advertising as a means of advancing the statute’s purpose. The statute provided that each State agency is “encouraged” to spend 21 percent of the monies actually expended for construction contracts, 25 percent of the monies actually expended for architectural and engineering contracts, 24 percent of the monies actually expended for commodities and 50.5 percent of the monies actually expended for contractual services during the fiscal year for the purpose of entering into contracts with certified MBEs. The statute also provided that state agencies are allowed to allocate certain percentages for black Americans, Hispanic Americans and for American women, and the goals are broken down by construction contracts, architectural and engineering contracts, commodities and contractual services.

The State took the position that the spending goals were “precatory.” The court found that the plaintiffs had standing to maintain the action and to pursue prospective relief. The court held that the statute was unconstitutional based on the finding that the spending goals were not narrowly tailored to achieve a governmental interest. The court did not specifically address whether the articulated reasons for the goals contained in the statute had sufficient evidence, but instead found that the articulated reason would, “if true,” constitute a compelling governmental interest necessitating race-conscious remedies. Rather than explore the evidence, the court focused on the narrowly tailored requirement and held that it was not satisfied by the State.

The court found that there was no evidence in the record that the State contemplated race-neutral means to accomplish the objectives set forth in Section 287.09451 *et seq.*, such as “simplification of bidding procedures, relaxation of bonding requirements, training or financial aid for disadvantaged entrepreneurs of all races [which] would open the public contracting market to all those who have suffered the effects of past discrimination.” *Florida A.G.C. Council*, 303 F.Supp.2d at 1315, *quoting Eng’g Contractors Ass’n*, 122 F.3d at 928, *quoting Croson*, 488 U.S. at 509-10.

The court noted that defendants did not seem to disagree with the report issued by the State of Florida Senate that concluded there was little evidence to support the spending goals outlined in the statute. Rather, the State of Florida argued that the statute is “permissive.” The court, however, held that “there is no distinction between a statute that is precatory versus one that is compulsory when the challenged statute ‘induces an employer to hire with an eye toward meeting ... [a] numerical target.’ *Florida A.G.C. Council*, 303 F.Supp.2d at 1316.

The court found that the State applies pressure to State agencies to meet the legislative objectives of the statute extending beyond simple outreach efforts. The State agencies, according to the court, were required to coordinate their MBE procurement activities with the OSD, which includes adopting a MBE utilization plan. If the State agency deviated from the utilization plan in two consecutive and three out of five total fiscal years, then the OSD could review any and all solicitations and contract awards of the agency as deemed necessary until such time as the agency met its utilization plan. The court held that based on these factors, although alleged to be “permissive,” the statute textually was not.

Therefore, the court found that the statute was not narrowly tailored to serve a compelling governmental interest, and consequently violated the Equal Protection Clause of the Fourteenth Amendment.

17. *The Builders Ass’n of Greater Chicago v. The City of Chicago*, 298 F. Supp.2d 725 (N.D. Ill. 2003)

This case is instructive because of the court’s focus and analysis on whether the City of Chicago’s MBE/WBE program was narrowly tailored. The basis of the court’s holding that the program was not narrowly tailored is instructive for any program considered because of the reasons provided as to why the program did not pass muster.

The plaintiff, the Builders Association of Greater Chicago, brought this suit challenging the constitutionality of the City of Chicago’s construction Minority- and Women-Owned Business (“MWBE”) Program. The court held that the City of Chicago’s MWBE program was unconstitutional because it did not satisfy the requirement that it be narrowly tailored to achieve a compelling governmental interest. The court held that it was not narrowly tailored for several reasons, including because there was no “meaningful individualized review” of MBE/WBEs; it had no termination date nor did it have any means for determining a termination; the “graduation” revenue amount for firms to graduate out of the program was very high, \$27,500,000, and in fact very few firms graduated; there was no net worth threshold; and, waivers were rarely or never granted on construction contracts. The court found that the City program was a “rigid numerical quota,” not related to the number of available, willing and able firms. Formulistic percentages, the court held, could not survive the strict scrutiny.

The court held that the goals plan did not address issues raised as to discrimination regarding market access and credit. The court found that a goals program does not directly impact prime contractor’s selection of subcontractors on non-goals private projects. The court found that a set-aside or goals program does not directly impact difficulties in accessing credit, and does not address discriminatory loan denials or higher interest rates. The court found the City has not sought to attack discrimination by primes directly, “but it could.” 298 F.2d 725. “To monitor

possible discriminatory conduct it could maintain its certification list and require those contracting with the City to consider unsolicited bids, to maintain bidding records, and to justify rejection of any certified firm submitting the lowest bid. It could also require firms seeking City work to post private jobs above a certain minimum on a website or otherwise provide public notice ...” *Id.*

The court concluded that other race-neutral means were available to impact credit, high interest rates, and other potential marketplace discrimination. The court pointed to race-neutral means including linked deposits, with the City banking at institutions making loans to startup and smaller firms. Other race-neutral programs referenced included quick pay and contract downsizing; restricting self-performance by prime contractors; a direct loan program; waiver of bonds on contracts under \$100,000; a bank participation loan program; a 2 percent local business preference; outreach programs and technical assistance and workshops; and seminars presented to new construction firms.

The court held that race and ethnicity do matter, but that racial and ethnic classifications are highly suspect, can be used only as a last resort, and cannot be made by some mechanical formulation. Therefore, the court concluded the City’s MWBE Program could not stand in its present guise. The court held that the present program was not narrowly tailored to remedy past discrimination and the discrimination demonstrated to now exist.

The court entered an injunction, but delayed the effective date for six months from the date of its Order, December 29, 2003. The court held that the City had a “compelling interest in not having its construction projects slip back to near monopoly domination by white male firms.” The court ruled a brief continuation of the program for six months was appropriate “as the City rethinks the many tools of redress it has available.” Subsequently, the court declared unconstitutional the City’s MWBE Program with respect to construction contracts and permanently enjoined the City from enforcing the Program. 2004 WL 757697 (N.D. Ill 2004).

18. *Associated Utility Contractors of Maryland, Inc. v. Mayor and City Council of Baltimore*, 218 F. Supp.2d 749 (D. Md. 2002)

This case is instructive because the court found the Executive Order of the Mayor of the City of Baltimore was precatory in nature (creating no legal obligation or duty) and contained no enforcement mechanism or penalties for noncompliance and imposed no substantial restrictions; the Executive Order announced goals that were found to be aspirational only.

The Associated Utility Contractors of Maryland, Inc. (“AUC”) sued the City of Baltimore challenging its ordinance providing for minority and women-owned business enterprise (“MWBE”) participation in city contracts. Previously, an earlier City of Baltimore MWBE program was declared unconstitutional. *Associated Utility Contractors of Maryland, Inc. v. Mayor and City Council of Baltimore*, 83 F. Supp.2d 613 (D. Md. 2000). The City adopted a new ordinance that provided for the establishment of MWBE participation goals on a contract-by-contract basis, and made several other changes from the previous MWBE program declared unconstitutional in the earlier case.

In addition, the Mayor of the City of Baltimore issued an Executive Order that announced a goal of awarding 35 percent of all City contracting dollars to MBE/WBEs. The court found this goal of 35 percent participation was aspirational only and the Executive Order contained no enforcement mechanism or penalties for noncompliance. The Executive Order also specified many “noncoercive” outreach measures to be taken by the City agencies relating to increasing participation of MBE/WBEs. These measures were found to be merely aspirational and no enforcement mechanism was provided.

The court addressed in this case only a motion to dismiss filed by the City of Baltimore arguing that the Associated Utility Contractors had no standing. The court denied the motion to dismiss holding that the association had standing to challenge the new MBE/WBE ordinance, although the court noted that it had significant issues with the AUC having representational standing because of the nature of the MBE/WBE plan and the fact the AUC did not have any of its individual members named in the suit. The court also held that the AUC was entitled to bring an as applied challenge to the Executive Order of the Mayor, but rejected it having standing to bring a facial challenge based on a finding that it imposes no requirement, creates no sanctions, and does not inflict an injury upon any member of the AUC in any concrete way. Therefore, the Executive Order did not create a “case or controversy” in connection with a facial attack. The court found the wording of the Executive Order to be precatory and imposing no substantive restrictions.

After this decision the City of Baltimore and the AUC entered into a settlement agreement and a dismissal with prejudice of the case. An order was issued by the court on October 22, 2003 dismissing the case with prejudice.

19. *Associated Utility Contractors of Maryland, Inc. v. The Mayor and City Council of Baltimore*, 83 F. Supp.2d 613 (D. Md. 2000)

The court held unconstitutional the City of Baltimore’s “affirmative action” program, which had construction subcontracting “set-aside” goals of 20 percent for MBEs and 3 percent for WBEs. The court held there was no data or statistical evidence submitted by the City prior to enactment of the Ordinance. There was no evidence showing a disparity between MBE/WBE availability and utilization in the subcontracting construction market in Baltimore. The court enjoined the City Ordinance.

20. *Webster v. Fulton County*, 51 F. Supp.2d 1354 (N.D. Ga. 1999), *aff’d per curiam* 218 F.3d 1267 (11th Cir. 2000)

This case is instructive as it is another instance in which a court has considered, analyzed, and ruled upon a race-, ethnicity- and gender-conscious program, holding the local government MBE/WBE-type program failed to satisfy the strict scrutiny constitutional standard. The case also is instructive in its application of the *Engineering Contractors Association* case, including to a disparity analysis, the burdens of proof on the local government, and the narrowly tailored prong of the strict scrutiny test.

In this case, plaintiff Webster brought an action challenging the constitutionality of Fulton County’s (the “County”) minority and female business enterprise program (“M/FBE”) program.

51 F. Supp.2d 1354, 1357 (N.D. Ga. 1999). [The district court first set forth the provisions of the M/FBE program and conducted a standing analysis at 51 F. Supp.2d at 1356-62].

The court, citing *Engineering Contractors Association of S. Florida, Inc. v. Metro. Engineering Contractors Association*, 122 F.3d 895 (11th Cir. 1997), held that “[e]xplicit racial preferences may not be used except as a ‘last resort.’” *Id.* at 1362-63. The court then set forth the strict scrutiny standard for evaluating racial and ethnic preferences and the four factors enunciated in *Engineering Contractors Association*, and the intermediate scrutiny standard for evaluating gender preferences. *Id.* at 1363. The court found that under *Engineering Contractors Association*, the government could utilize both post-enactment and pre-enactment evidence to meet its burden of a “strong basis in evidence” for strict scrutiny, and “sufficient probative evidence” for intermediate scrutiny. *Id.*

The court found that the defendant bears the initial burden of satisfying the aforementioned evidentiary standard, and the ultimate burden of proof remains with the challenging party to demonstrate the unconstitutionality of the M/FBE program. *Id.* at 1364. The court found that the plaintiff has at least three methods “to rebut the inference of discrimination with a neutral explanation: (1) demonstrate that the statistics are flawed; (2) demonstrate that the disparities shown by the statistics are not significant; or (3) present conflicting statistical data.” *Id.*, citing *Eng’g Contractors Ass’n*, 122 F.3d at 916.

[The district court then set forth the *Engineering Contractors Association* opinion in detail.]

The court first noted that the Eleventh Circuit has recognized that disparity indices greater than 80 percent are generally not considered indications of discrimination. *Id.* at 1368, citing *Eng’g Contractors Assoc.*, 122 F.3d at 914. The court then considered the County’s pre-1994 disparity study (the “Brimmer-Marshall Study”) and found that it failed to establish a strong basis in evidence necessary to support the M/FBE program. *Id.* at 1368.

First, the court found that the study rested on the inaccurate assumption that a statistical showing of underutilization of minorities in the marketplace as a whole was sufficient evidence of discrimination. *Id.* at 1369. The court cited *City of Richmond v. J.A. Croson Co.*, 488 U.S. 496 (1989) for the proposition that discrimination must be focused on contracting by the entity that is considering the preference program. *Id.* Because the Brimmer-Marshall Study contained no statistical evidence of discrimination by the County in the award of contracts, the court found the County must show that it was a “passive participant” in discrimination by the private sector. *Id.* The court found that the County could take remedial action if it had evidence that prime contractors were systematically excluding minority-owned businesses from subcontracting opportunities, or if it had evidence that its spending practices are “exacerbating a pattern of prior discrimination that can be identified with specificity.” *Id.* However, the court found that the Brimmer-Marshall Study contained no such data. *Id.*

Second, the Brimmer-Marshall study contained no regression analysis to account for relevant variables, such as firm size. *Id.* at 1369-70. At trial, Dr. Marshall submitted a follow-up to the earlier disparity study. However, the court found the study had the same flaw in that it did not contain a regression analysis. *Id.* The court thus concluded that the County failed to present a

“strong basis in evidence” of discrimination to justify the County’s racial and ethnic preferences. *Id.*

The court next considered the County’s post-1994 disparity study. *Id.* at 1371. The study first sought to determine the availability and utilization of minority- and female-owned firms. *Id.* The court explained:

Two methods may be used to calculate availability: (1) bid analysis; or (2) bidder analysis. In a bid analysis, the analyst counts the number of bids submitted by minority or female firms over a period of time and divides it by the total number of bids submitted in the same period. In a bidder analysis, the analyst counts the number of minority or female firms submitting bids and divides it by the total number of firms which submitted bids during the same period.

Id. The court found that the information provided in the study was insufficient to establish a firm basis in evidence to support the M/FBE program. *Id.* at 1371-72. The court also found it significant to conduct a regression analysis to show whether the disparities were either due to discrimination or other neutral grounds. *Id.* at 1375-76.

The plaintiff and the County submitted statistical studies of data collected between 1994 and 1997. *Id.* at 1376. The court found that the data were potentially skewed due to the operation of the M/FBE program. *Id.* Additionally, the court found that the County’s standard deviation analysis yielded non-statistically significant results (noting the Eleventh Circuit has stated that scientists consider a finding of two standard deviations significant). *Id.* (internal citations omitted).

The court considered the County’s anecdotal evidence, and quoted *Engineering Contractors Association* for the proposition that “[a]necdotal evidence can play an important role in bolstering statistical evidence, but that only in the rare case will anecdotal evidence suffice standing alone.” *Id.*, quoting *Eng’g Contractors Ass’n*, 122 F.3d at 907. The Brimmer-Marshall Study contained anecdotal evidence. *Id.* at 1379. Additionally, the County held hearings but after reviewing the tape recordings of the hearings, the court concluded that only two individuals testified to discrimination by the County; one of them complained that the County used the M/FBE program to only benefit African Americans. *Id.* The court found the most common complaints concerned barriers in bonding, financing, and insurance and slow payment by prime contractors. *Id.* The court concluded that the anecdotal evidence was insufficient in and of itself to establish a firm basis for the M/FBE program. *Id.*

The court also applied a narrow tailoring analysis of the M/FBE program. “The Eleventh Circuit has made it clear that the essence of this inquiry is whether racial preferences were adopted only as a ‘last resort.’” *Id.* at 1380, citing *Eng’g Contractors Assoc.*, 122 F.3d at 926. The court cited the Eleventh Circuit’s four-part test and concluded that the County’s M/FBE program failed on several grounds. First, the court found that a race-based problem does not necessarily require a race-based solution. “If a race-neutral remedy is sufficient to cure a race-based problem, then a race-conscious remedy can never be narrowly tailored to that problem.” *Id.*,

quoting *Eng'g Contractors Ass'n*, 122 F.3d at 927. The court found that there was no evidence of discrimination by the County. *Id.* at 1380.

The court found that even though a majority of the Commissioners on the County Board were African American, the County had continued the program for decades. *Id.* The court held that the County had not seriously considered race-neutral measures:

There is no evidence in the record that any Commissioner has offered a resolution during this period substituting a program of race-neutral measures as an alternative to numerical set-asides based upon race and ethnicity. There is no evidence in the record of any proposal by the staff of Fulton County of substituting a program of race-neutral measures as an alternative to numerical set-asides based upon race and ethnicity. There has been no evidence offered of any debate within the Commission about substituting a program of race-neutral measures as an alternative to numerical set-asides based upon race and ethnicity. *Id.*

The court found that the random inclusion of ethnic and racial groups who had not suffered discrimination by the County also mitigated against a finding of narrow tailoring. *Id.* The court found that there was no evidence that the County considered race-neutral alternatives as an alternative to race-conscious measures nor that race-neutral measures were initiated and failed. *Id.* at 1381. The court concluded that because the M/FBE program was not adopted as a last resort, it failed the narrow tailoring test. *Id.*

Additionally, the court found that there was no substantial relationship between the numerical goals and the relevant market. *Id.* The court rejected the County's argument that its program was permissible because it set "goals" as opposed to "quotas," because the program in *Engineering Contractors Association* also utilized "goals" and was struck down. *Id.*

Per the M/FBE program's gender-based preferences, the court found that the program was sufficiently flexible to satisfy the substantial relationship prong of the intermediate scrutiny standard. *Id.* at 1383. However, the court held that the County failed to present "sufficient probative evidence" of discrimination necessary to sustain the gender-based preferences portion of the M/FBE program. *Id.*

The court found the County's M/FBE program unconstitutional and entered a permanent injunction in favor of the plaintiff. *Id.* On appeal, the Eleventh Circuit affirmed per curiam, stating only that it affirmed on the basis of the district court's opinion. *Webster v. Fulton County, Georgia*, 218 F.3d 1267 (11th Cir. 2000).

21. *Associated Gen. Contractors v. Drabik*, 50 F. Supp.2d 741 (S.D. Ohio 1999)

In this decision, the district court reaffirmed its earlier holding that the State of Ohio's MBE program of construction contract awards is unconstitutional. The court cited to *F. Buddie Contracting v. Cuyahoga Community College*, 31 F. Supp.2d 571 (N.D. Ohio 1998), holding a similar local Ohio program unconstitutional. The court repudiated the Ohio Supreme Court's holding in *Ritchey Produce*, 707 N.E. 2d 871 (Ohio 1999), which held that the State's MBE program as applied to the state's purchase of non-construction-related goods and services was constitutional. The court found the evidence to be insufficient to justify the MBE program. The

court held that the program was not narrowly tailored because there was no evidence that the State had considered a race-neutral alternative.

This opinion underscored that governments must show four factors to demonstrate narrow tailoring: (1) the necessity for the relief and the efficacy of alternative remedies, (2) flexibility and duration of the relief, (3) relationship of numerical goals to the relevant labor market, and (4) impact of the relief on the rights of third parties. The court held the Ohio MBE program failed to satisfy this test.

22. *Phillips & Jordan, Inc. v. Watts*, 13 F. Supp.2d 1308 (N.D. Fla. 1998)

This case is instructive because it addressed a challenge to a state and local government MBE/WBE-type program and considered the requisite evidentiary basis necessary to support the program. In *Phillips & Jordan*, the district court for the Northern District of Florida held that the Florida Department of Transportation's ("FDOT") program of "setting aside" certain highway maintenance contracts for African American- and Hispanic-owned businesses violated the Equal Protection Clause of the Fourteenth Amendment to the United States Constitution. The parties stipulated that the plaintiff, a non-minority business, had been excluded in the past and may be excluded in the future from competing for certain highway maintenance contracts "set aside" for business enterprises owned by Hispanic and African American individuals. The court held that the evidence of statistical disparities was insufficient to support the Florida DOT program.

The district court pointed out that Florida DOT did not claim that it had evidence of intentional discrimination in the award of its contracts. The court stated that the essence of FDOT's claim was that the two year disparity study provided evidence of a disparity between the proportion of minorities awarded FDOT road maintenance contracts and a portion of the minorities "supposedly willing and able to do road maintenance work," and that FDOT did not itself engage in any racial or ethnic discrimination, so FDOT must have been a passive participant in "somebody's" discriminatory practices.

Since it was agreed in the case that FDOT did not discriminate against minority contractors bidding on road maintenance contracts, the court found that the record contained insufficient proof of discrimination. The court found the evidence insufficient to establish acts of discrimination against African American- and Hispanic-owned businesses.

The court raised questions concerning the choice and use of the statistical pool of available firms relied upon by the disparity study. The court expressed concern about whether it was appropriate to use Census data to analyze and determine which firms were available (qualified and/or willing and able) to bid on FDOT road maintenance contracts.

G. Recent Decisions and Authorities Involving Federal Procurement That May Impact DBE and MBE/WBE Programs

1. *Rothe Development Corp. v. U.S. Department of Defense, et al.*, 545 F.3d 1023 (Fed. Cir. 2008)

Although this case does not involve the Federal DBE Program (49 C.F.R. Part 26), it is an analogous case that may impact the legal analysis and law related to the validity of programs implemented by recipients of federal funds, including the Federal DBE Program. Additionally, it underscores the requirement that race-, ethnic- and gender-based programs of any nature must be supported by substantial evidence. In *Rothe*, an unsuccessful bidder on a federal defense contract brought suit alleging that the application of an evaluation preference, pursuant to a federal statute, to a small disadvantaged bidder (SDB) to whom a contract was awarded, violated the Equal Protection clause of the U.S. Constitution. The federal statute challenged is Section 1207 of the National Defense Authorization Act of 1987 and as reauthorized in 2003. The statute provides a goal that 5 percent of the total dollar amount of defense contracts for each fiscal year would be awarded to small businesses owned and controlled by socially and economically disadvantaged individuals. 10 U.S.C. § 2323. Congress authorized the Department of Defense (“DOD”) to adjust bids submitted by non-socially and economically disadvantaged firms upwards by 10 percent (the “Price Evaluation Adjustment Program” or “PEA”).

The district court held the federal statute, as reauthorized in 2003, was constitutional on its face. The court held the 5 percent goal and the PEA program as reauthorized in 1992 and applied in 1998 was unconstitutional. The basis of the decision was that Congress considered statistical evidence of discrimination that established a compelling governmental interest in the reauthorization of the statute and PEA program in 2003. Congress had not documented or considered substantial statistical evidence that the DOD discriminated against minority small businesses when it enacted the statute in 1992 and reauthorized it in 1998. The plaintiff appealed the decision.

The Federal Circuit found that the “analysis of the facial constitutionality of an act is limited to evidence before Congress prior to the date of reauthorization.” 413 F.3d 1327 (Fed. Cir. 2005)(affirming in part, vacating in part, and remanding 324 F. Supp.2d 840 (W.D. Tex. 2004). The court limited its review to whether Congress had sufficient evidence in 1992 to reauthorize the provisions in 1207. The court held that for evidence to be relevant to a strict scrutiny analysis, “the evidence must be proven to have been before Congress prior to enactment of the racial classification.” The Federal Circuit held that the district court erred in relying on the statistical studies without first determining whether the studies were before Congress when it reauthorized section 1207. The Federal Circuit remanded the case and directed the district court to consider whether the data presented was so outdated that it did not provide the requisite strong basis in evidence to support the reauthorization of section 1207.

On August 10, 2007 the Federal District Court for the Western District of Texas in *Rothe Development Corp. v. U.S. Dept. of Defense*, 499 F.Supp.2d 775 (W.D.Tex. Aug 10, 2007) issued its Order on remand from the Federal Circuit Court of Appeals decision in *Rothe*, 413 F.3d 1327 (Fed Cir. 2005). The district court upheld the constitutionality of the 2006 Reauthorization of Section 1207 of the National Defense Authorization Act of 1987 (10 USC § 2323), which permits

the U.S. Department of Defense to provide preferences in selecting bids submitted by small businesses owned by socially and economically disadvantaged individuals (“SDBs”). The district court found the 2006 Reauthorization of the 1207 Program satisfied strict scrutiny, holding that Congress had a compelling interest when it reauthorized the 1207 Program in 2006, that there was sufficient statistical and anecdotal evidence before Congress to establish a compelling interest, and that the reauthorization in 2006 was narrowly tailored.

The district court, among its many findings, found certain evidence before Congress was “stale,” that the plaintiff (Rothe) failed to rebut other evidence which was not stale, and that the decisions by the Eighth, Ninth and Tenth Circuits in the decisions in *Concrete Works*, *Adarand Constructors*, *Sherbrooke Turf* and *Western States Paving* (discussed above and below) were relevant to the evaluation of the facial constitutionality of the 2006 Reauthorization.

2007 Order of the District Court (499 F.Supp.2d 775). In the Section 1207 Act, Congress set a goal that 5 percent of the total dollar amount of defense contracts for each fiscal year would be awarded to small businesses owned and controlled by socially and economically disadvantaged individuals. In order to achieve that goal, Congress authorized the DOD to adjust bids submitted by non-socially and economically disadvantaged firms up to 10 percent. 10 U.S.C. § 2323(e)(3). *Rothe*, 499 F.Supp.2d. at 782. Plaintiff Rothe did not qualify as an SDB because it was owned by a Caucasian female. Although Rothe was technically the lowest bidder on a DOD contract, its bid was adjusted upward by 10 percent, and a third party, who qualified as a SDB, became the “lowest” bidder and was awarded the contract. *Id.* Rothe claims that the 1207 Program is facially unconstitutional because it takes race into consideration in violation of the Equal Protection component of the Due Process Clause of the Fifth Amendment. *Id.* at 782-83. The district court’s decision only reviewed the facial constitutionality of the 2006 Reauthorization of the 2007 Program.

The district court initially rejected six legal arguments made by Rothe regarding strict scrutiny review based on the rejection of the same arguments by the Eighth, Ninth, and Tenth Circuit Courts of Appeal in the *Sherbrooke Turf*, *Western States Paving*, *Concrete Works*, *Adarand VII* cases, and the Federal Circuit Court of Appeal in *Rothe*. *Rothe* at 825-833.

The district court discussed and cited the decisions in *Adarand VII* (2000), *Sherbrooke Turf* (2003), and *Western States Paving* (2005), as holding that Congress had a compelling interest in eradicating the economic roots of racial discrimination in highway transportation programs funded by federal monies, and concluding that the evidence cited by the government, particularly that contained in *The Compelling Interest* (a.k.a. the Appendix), more than satisfied the government’s burden of production regarding the compelling interest for a race-conscious remedy. *Rothe* at 827. Because the Urban Institute Report, which presented its analysis of 39 state and local disparity studies, was cross-referenced in the Appendix, the district court found the courts in *Adarand VII*, *Sherbrooke Turf*, and *Western States Paving*, also relied on it in support of their compelling interest holding. *Id.* at 827.

The district court also found that the Tenth Circuit decision in *Concrete Works IV*, 321 F.3d 950 (10th Cir. 2003), established legal principles that are relevant to the court’s strict scrutiny analysis. First, Rothe’s claims for declaratory judgment on the racial constitutionality of the earlier 1999 and 2002 Reauthorizations were moot. Second, the government can meet its

burden of production without conclusively proving the existence of past or present racial discrimination. Third, the government may establish its own compelling interest by presenting evidence of its own direct participation in racial discrimination or its passive participation in private discrimination. Fourth, once the government meets its burden of production, Rothe must introduce “credible, particularized” evidence to rebut the government’s initial showing of the existence of a compelling interest. Fifth, Rothe may rebut the government’s statistical evidence by giving a race-neutral explanation for the statistical disparities, showing that the statistics are flawed, demonstrating that the disparities shown are not significant or actionable, or presenting contrasting statistical data. Sixth, the government may rely on disparity studies to support its compelling interest, and those studies may control for the effect that pre-existing affirmative action programs have on the statistical analysis. *Id.* at 829-32.

Based on *Concrete Works IV*, the district court did not require the government to conclusively prove that there is pervasive discrimination in the relevant market, that each presumptively disadvantaged group suffered equally from discrimination, or that private firms intentionally and purposefully discriminated against minorities. The court found that the inference of discriminatory exclusion can arise from statistical disparities. *Id.* at 830-31.

The district court held that Congress had a compelling interest in the 2006 Reauthorization of the 1207 Program, which was supported by a strong basis in the evidence. The court relied in significant part upon six state and local disparity studies that were before Congress prior to the 2006 Reauthorization of the 1207 Program. The court based this evidence on its finding that Senator Kennedy had referenced these disparity studies, discussed and summarized findings of the disparity studies, and Representative Cynthia McKinney also cited the same six disparity studies that Senator Kennedy referenced. The court stated that based on the content of the floor debate, it found that these studies were put before Congress prior to the date of the Reauthorization of Section 1207. *Id.* at 838.

The district court found that these six state and local disparity studies analyzed evidence of discrimination from a diverse cross-section of jurisdictions across the United States, and “they constitute prima facie evidence of a nation-wide pattern or practice of discrimination in public and private contracting.” *Id.* at 838-39. The court found that the data used in these six disparity studies is not “stale” for purposes of strict scrutiny review. *Id.* at 839. The court disagreed with Rothe’s argument that all the data were stale (data in the studies from 1997 through 2002), “because this data was the most current data available at the time that these studies were performed.” *Id.* The court found that the governmental entities should be able to rely on the most recently available data so long as those data are reasonably up-to-date. *Id.* The court declined to adopt a “bright-line rule for determining staleness.” *Id.*

The court referred to the reliance by the Ninth Circuit and the Eighth Circuit on the *Appendix* to affirm the constitutionality of the USDOT MBE [now DBE] Program, and rejected five years as a bright-line rule for considering whether data are “stale.” *Id.* at n.86. The court also stated that it “accepts the reasoning of the *Appendix*, which the court found stated that for the most part “the federal government does business in the same contracting markets as state and local governments. Therefore, the evidence in state and local studies of the impact of discriminatory barriers to minority opportunity in contracting markets throughout the country is relevant to the question of whether the federal government has a compelling interest to take remedial

action in its own procurement activities.” *Id.* at 839, *quoting* 61 *Fed.Reg.* 26042-01, 26061 (1996).

The district court also discussed additional evidence before Congress that it found in Congressional Committee Reports and Hearing Records. *Id.* at 865-71. The court noted SBA Reports that were before Congress prior to the 2006 Reauthorization. *Id.* at 871.

The district court found that the data contained in the Appendix, the Benchmark Study, and the Urban Institute Report were “stale,” and the court did not consider those reports as evidence of a compelling interest for the 2006 Reauthorization. *Id.* at 872-75. The court stated that the Eighth, Ninth and Tenth Circuits relied on the Appendix to uphold the constitutionality of the Federal DBE Program, citing to the decisions in *Sherbrooke Turf*, *Adarand VII*, and *Western States Paving*. *Id.* at 872. The court pointed out that although it does not rely on the data contained in the Appendix to support the 2006 Reauthorization, the fact the Eighth, Ninth, and Tenth Circuits relied on these data to uphold the constitutionality of the Federal DBE Program as recently as 2005, convinced the court that a bright-line staleness rule is inappropriate. *Id.* at 874.

Although the court found that the data contained in the Appendix, the Urban Institute Report, and the Benchmark Study were stale for purposes of strict scrutiny review regarding the 2006 Reauthorization, the court found that Rothe introduced no concrete, particularized evidence challenging the reliability of the methodology or the data contained in the six state and local disparity studies, and other evidence before Congress. The court found that Rothe failed to rebut the data, methodology or anecdotal evidence with “concrete, particularized” evidence to the contrary. *Id.* at 875. The district court held that based on the studies, the government had satisfied its burden of producing evidence of discrimination against African Americans, Asian Americans, Hispanic Americans, and Native Americans in the relevant industry sectors. *Id.* at 876.

The district court found that Congress had a compelling interest in reauthorizing the 1207 Program in 2006, which was supported by a strong basis of evidence for remedial action. *Id.* at 877. The court held that the evidence constituted prima facie proof of a nationwide pattern or practice of discrimination in both public and private contracting, that Congress had sufficient evidence of discrimination throughout the United States to justify a nationwide program, and the evidence of discrimination was sufficiently pervasive across racial lines to justify granting a preference to all five purportedly disadvantaged racial groups. *Id.*

The district court also found that the 2006 Reauthorization of the 1207 Program was narrowly tailored and designed to correct present discrimination and to counter the lingering effects of past discrimination. The court held that the government’s involvement in both present discrimination and the lingering effects of past discrimination was so pervasive that the DOD and the Department of Air Force had become passive participants in perpetuating it. *Id.* The court stated it was law of the case and could not be disturbed on remand that the Federal Circuit in *Rothe III* had held that the 1207 Program was flexible in application, limited in duration and it did not unduly impact on the rights of third parties. *Id.*, *quoting* *Rothe III*, 262 F.3d at 1331.

The district court thus conducted a narrowly tailored analysis that reviewed three factors:

1. The efficacy of race-neutral alternatives;
2. Evidence detailing the relationship between the stated numerical goal of 5 percent and the relevant market; and
3. Over- and under-inclusiveness.

Id. The court found that Congress examined the efficacy of race-neutral alternatives prior to the enactment of the 1207 Program in 1986 and that these programs were unsuccessful in remedying the effects of past and present discrimination in federal procurement. *Id.* The court concluded that Congress had attempted to address the issues through race-neutral measures, discussed those measures, and found that Congress' adoption of race-conscious provisions were justified by the ineffectiveness of such race-neutral measures in helping minority-owned firms overcome barriers. *Id.* The court found that the government seriously considered and enacted race-neutral alternatives, but these race-neutral programs did not remedy the widespread discrimination that affected the federal procurement sector, and that Congress was not required to implement or exhaust every conceivable race-neutral alternative. *Id.* at 880. Rather, the court found that narrow tailoring requires only "serious, good faith consideration of workable race-neutral alternatives." *Id.*

The district court also found that the 5 percent goal was related to the minority business availability identified in the six state and local disparity studies. *Id.* at 881. The court concluded that the 5 percent goal was aspirational, not mandatory. *Id.* at 882. The court then examined and found that the regulations implementing the 1207 Program were not over-inclusive for several reasons.

November 4, 2008 decision by the Federal Circuit Court of Appeals. On November 4, 2008, the Federal Circuit Court of Appeals reversed the judgment of the district court in part, and remanded with instructions to enter a judgment (1) denying Rothe any relief regarding the facial constitutionality of Section 1207 as enacted in 1999 or 2002, (2) declaring that Section 1207 as enacted in 2006 (10 U.S.C. § 2323) is facially unconstitutional, and (3) enjoining application of Section 1207 (10 U.S.C. § 2323).

The Federal Circuit Court of Appeals held that Section 1207, on its face, as reenacted in 2006, violated the Equal Protection component of the Fifth Amendment right to due process. The court found that because the statute authorized the DOD to afford preferential treatment on the basis of race, the court applied strict scrutiny, and because Congress did not have a "strong basis in evidence" upon which to conclude that the DOD was a passive participant in pervasive, nationwide racial discrimination — at least not on the evidence produced by the DOD and relied on by the district court in this case — Section 1207 failed to meet this strict scrutiny test. 545 F.3d at 1050.

Strict scrutiny framework. The Federal Circuit Court of Appeals recognized that the Supreme Court has held a government may have a compelling interest in remedying the effects of past or present racial discrimination. 545 F.3d at 1036. The court cited the decision in *Croson*, 488 U.S. at 492, that it is "beyond dispute that any public entity, state or federal, has a compelling interest in assuring that public dollars, drawn from the tax contributions of all citizens, do not serve to finance the evil of private prejudice." 545 F.3d. at 1036, *quoting Croson*, 488 U.S. at 492.

The court held that before resorting to race-conscious measures, the government must identify the discrimination to be remedied, public or private, with some specificity, and must have a strong basis of evidence upon which to conclude that remedial action is necessary. 545 F.3d at 1036, *quoting Croson*, 488 U.S. at 500, 504. Although the party challenging the statute bears the ultimate burden of persuading the court that it is unconstitutional, the Federal Circuit stated that the government first bears a burden to produce strong evidence supporting the legislature's decision to employ race-conscious action. 545 F.3d at 1036.

Even where there is a compelling interest supported by strong basis in evidence, the court held the statute must be narrowly tailored to further that interest. *Id.* The court noted that a narrow tailoring analysis commonly involves six factors: (1) the necessity of relief; (2) the efficacy of alternative, race-neutral remedies; (3) the flexibility of relief, including the availability of waiver provisions; (4) the relationship with the stated numerical goal to the relevant labor market; (5) the impact of relief on the rights of third parties; and (6) the overinclusiveness or underinclusiveness of the racial classification. *Id.*

Compelling interest – strong basis in evidence. The Federal Circuit pointed out that the statistical and anecdotal evidence relied upon by the district court in its ruling below included six disparity studies of state or local contracting. The Federal Circuit also pointed out that the district court found that the data contained in the Appendix, the Urban Institute Report, and the Benchmark Study were stale for purposes of strict scrutiny review of the 2006 Authorization, and therefore, the district court concluded that it would not rely on those three reports as evidence of a compelling interest for the 2006 reauthorization of the 1207 Program. 545 F.3d 1023, *citing to Rothe VI*, 499 F.Supp.2d at 875. Since the DOD did not challenge this finding on appeal, the Federal Circuit stated that it would not consider the Appendix, the Urban Institute Report, or the Department of Commerce Benchmark Study, and instead determined whether the evidence relied on by the district court was sufficient to demonstrate a compelling interest. *Id.*

Six state and local disparity studies. The Federal Circuit found that disparity studies can be relevant to the compelling interest analysis because, as explained by the Supreme Court in *Croson*, “[w]here there is a significant statistical disparity between the number of qualified minority contractors willing and able to perform a particular service and the number of such contractors actually engaged by [a] locality or the locality’s prime contractors, an inference of discriminatory exclusion could arise.” 545 F.3d at 1037-1038, *quoting Croson*, 488 U.S.C. at 509. The Federal Circuit also cited to the decision by the Fifth Circuit Court of Appeals in *W.H. Scott Constr. Co. v. City of Jackson*, 199 F.3d 206 (5th Cir. 1999) that given *Croson*’s emphasis on statistical evidence, other courts considering equal protection challenges to minority-participation programs have looked to disparity indices, or to computations of disparity percentages, in determining whether *Croson*’s evidentiary burden is satisfied. 545 F.3d at 1038, *quoting W.H. Scott*, 199 F.3d at 218.

The Federal Circuit noted that a disparity study is a study attempting to measure the difference- or disparity- between the number of contracts or contract dollars actually awarded minority-owned businesses in a particular contract market, on the one hand, and the number of contracts or contract dollars that one would expect to be awarded to minority-owned businesses given their presence in that particular contract market, on the other hand. 545 F.3d at 1037.

Staleness. The Federal Circuit declined to adopt a per se rule that data more than five years old are stale per se, which rejected the argument put forth by *Rothe*. 545 F.3d at 1038. The court pointed out that the district court noted other circuit courts have relied on studies containing data more than five years old when conducting compelling interest analyses, citing to *Western States Paving v. Washington State Department of Transportation*, 407 F.3d 983, 992 (9th Cir. 2005) and *Sherbrooke Turf, Inc. v. Minnesota Department of Transportation*, 345 F.3d 964, 970 (8th Cir. 2003)(relying on the Appendix, published in 1996).

The Federal Circuit agreed with the district court that Congress “should be able to rely on the most recently available data so long as that data is reasonably up-to-date.” 545 F.3d at 1039. The Federal Circuit affirmed the district court’s conclusion that the data analyzed in the six disparity studies were not stale at the relevant time because the disparity studies analyzed data pertained to contracts awarded as recently as 2000 or even 2003, and because *Rothe* did not point to more recent, available data. *Id.*

Before Congress. The Federal Circuit found that for evidence to be relevant in the strict scrutiny analysis, it “must be proven to have been before Congress prior to enactment of the racial classification.” 545 F.3d at 1039, quoting *Rothe V*, 413 F.3d at 1338. The Federal Circuit had issues with determining whether the six disparity studies were actually before Congress for several reasons, including that there was no indication that these studies were debated or reviewed by members of Congress or by any witnesses, and because Congress made no findings concerning these studies. 545 F.3d at 1039-1040. However, the court determined it need not decide whether the six studies were put before Congress, because the court held in any event that the studies did not provide a substantially probative and broad-based statistical foundation necessary for the strong basis in evidence that must be the predicate for nation-wide, race-conscious action. *Id.* at 1040.

The court did note that findings regarding disparity studies are to be distinguished from formal findings of discrimination by the DOD “which Congress was emphatically not required to make.” *Id.* at 1040, footnote 11 (emphasis in original). The Federal Circuit cited the *Dean v. City of Shreveport* case that the “government need not incriminate itself with a formal finding of discrimination prior to using a race-conscious remedy.” 545 F.3d at 1040, footnote 11 quoting *Dean v. City of Shreveport*, 438 F.3d 448, 445 (5th Cir. 2006).

Methodology. The Federal Circuit found that there were methodological defects in the six disparity studies. The court found that the objections to the parameters used to select the relevant pool of contractors was one of the major defects in the studies. 545 F.3d at 1040-1041.

The court stated that in general, “[a] disparity ratio less than 0.80” — *i.e.*, a finding that a given minority group received less than 80 percent of the expected amount — “indicates a relevant degree of disparity,” and “might support an inference of discrimination.” 545 F.3d at 1041, quoting the district court opinion in *Rothe VI*, 499 F.Supp.2d at 842; and citing *Engineering Contractors Association of South Florida, Inc. v. Metropolitan Dade County*, 122 F.3d 895, 914 (11th Cir. 1997). The court noted that this disparity ratio attempts to calculate a ratio between the expected contract amount of a given race/gender group and the actual contract amount received by that group. 545 F.3d at 1041.

The court considered the availability analysis, or benchmark analysis, which is utilized to ensure that only those minority-owned contractors who are qualified, willing and able to perform the prime contracts at issue are considered when performing the denominator of a disparity ratio. 545 F.3d at 1041. The court cited to an expert used in the case that a “crucial question” in disparity studies is to develop a credible methodology to estimate this benchmark share of contracts minorities would receive in the absence of discrimination and the touchstone for measuring the benchmark is to determine whether the firm is ready, willing, and able to do business with the government. 545 F.3d at 1041-1042.

The court concluded the contention by Rothe, that the six studies misapplied this “touchstone” of *Croson* and erroneously included minority-owned firms that were deemed willing or potentially willing and able, without regard to whether the firm was qualified, was not a defect that substantially undercut the results of four of the six studies, because “the bulk of the businesses considered in these studies were identified in ways that would tend to establish their qualifications, such as by their presence on city contract records and bidder lists.” 545 F.3d at 1042. The court noted that with regard to these studies available prime contractors were identified via certification lists, willingness survey of chamber membership and trade association membership lists, public agency and certification lists, utilized prime contractor, bidder lists, county and other government records and other type lists. *Id.*

The court stated it was less confident in the determination of qualified minority-owned businesses by the two other studies because the availability methodology employed in those studies, the court found, appeared less likely to have weeded out unqualified businesses. *Id.* However, the court stated it was more troubled by the failure of five of the studies to account officially for potential differences in size, or “relative capacity,” of the business included in those studies. 545 F.3d at 1042-1043.

The court noted that qualified firms may have substantially different capacities and thus might be expected to bring in substantially different amounts of business even in the absence of discrimination. 545 F.3d at 1043. The Federal Circuit referred to the Eleventh Circuit explanation similarly that because firms are bigger, bigger firms have a bigger chance to win bigger contracts, and thus one would expect the bigger (on average) non-MWBE firms to get a disproportionately higher percentage of total construction dollars awarded than the smaller MWBE firms. 545 F.3d at 1043 *quoting Engineering Contractors Association*, 122 F.3d at 917. The court pointed out its issues with the studies accounting for the relative sizes of contracts awarded to minority-owned businesses, but not considering the relative sizes of the businesses themselves. *Id.* at 1043.

The court noted that the studies measured the availability of minority-owned businesses by the percentage of firms in the market owned by minorities, instead of by the percentage of total marketplace capacity those firms could provide. *Id.* The court said that for a disparity ratio to have a significant probative value, the same time period and metric (dollars or numbers) should be used in measuring the utilization and availability shares. 545 F.3d at 1044, n. 12.

The court stated that while these parameters relating to the firm size may have ensured that each minority-owned business in the studies met a capacity threshold, these parameters did not account for the relative capacities of businesses to bid for more than one contract at a time,

which failure rendered the disparity ratios calculated by the studies substantially less probative on their own, of the likelihood of discrimination. *Id.* at 1044. The court pointed out that the studies could have accounted for firm size even without changing the disparity ratio methodologies by employing regression analysis to determine whether there was a statistically significant correlation between the size of a firm and the share of contract dollars awarded to it. 545 F.3d at 1044 *citing to Engineering Contractors Association*, 122 F.3d at 917. The court noted that only one of the studies conducted this type of regression analysis, which included the independent variables of a firm-age of a company, owner education level, number of employees, percent of revenue from the private sector and owner experience for industry groupings. *Id.* at 1044-1045.

The court stated, to “be clear,” that it did not hold that the defects in the availability and capacity analyses in these six disparity studies render the studies wholly unreliable for any purpose. *Id.* at 1045. The court said that where the calculated disparity ratios are low enough, the court does not foreclose the possibility that an inference of discrimination might still be permissible for some of the minority groups in some of the studied industries in some of the jurisdictions. *Id.* The court recognized that a minority-owned firm’s capacity and qualifications may themselves be affected by discrimination. *Id.* The court held, however, that the defects it noted detracted dramatically from the probative value of the six studies, and in conjunction with their limited geographic coverage, rendered the studies insufficient to form the statistical core of the strong basis and evidence required to uphold the statute. *Id.*

Geographic coverage. The court pointed out that whereas municipalities must necessarily identify discrimination in the immediate locality to justify a race-based program, the court does not think that Congress needs to have had evidence before it of discrimination in all 50 states in order to justify the 1207 program. *Id.* The court stressed, however, that in holding the six studies insufficient in this particular case, “we do not necessarily disapprove of decisions by other circuit courts that have relied, directly or indirectly, on municipal disparity studies to establish a federal compelling interest.” 545 F.3d at 1046. The court stated in particular, the Appendix relied on by the Ninth and Tenth Circuits in the context of certain race-conscious measures pertaining to federal highway construction, references the Urban Institute Report, which itself analyzed over 50 disparity studies and relied for its conclusions on over 30 of those studies, a far broader basis than the six studies provided in this case. *Id.*

Anecdotal evidence. The court held that given its holding regarding statistical evidence, it did not review the anecdotal evidence before Congress. The court did point out, however, that there was not evidence presented of a single instance of alleged discrimination by the DOD in the course of awarding a prime contract, or to a single instance of alleged discrimination by a private contractor identified as the recipient of a prime defense contract. 545 F.3d at 1049. The court noted this lack of evidence in the context of the opinion in *Croson* that if a government has become a passive participant in a system of racial exclusion practiced by elements of the local construction industry, then that government may take affirmative steps to dismantle the exclusionary system. 545 F.3d at 1048, *citing Croson*, 488 U.S. at 492.

The Federal Circuit pointed out that the Tenth Circuit in *Concrete Works* noted the City of Denver offered more than dollar amounts to link its spending to private discrimination, but instead provided testimony from minority business owners that general contractors who use

them in city construction projects refuse to use them on private projects, with the result that Denver had paid tax dollars to support firms that discriminated against other firms because of their race, ethnicity and gender. 545 F.3d at 1049, *quoting Concrete Works*, 321 F.3d at 976-977.

In concluding, the court stated that it stressed its holding was grounded in the particular items of evidence offered by the DOD, and “should not be construed as stating blanket rules, for example about the reliability of disparity studies. As the Fifth Circuit has explained, there is no ‘precise mathematical formula’ to assess the quantum of evidence that rises to the *Croson* ‘strong basis in evidence’ benchmark.” 545 F.3d at 1049, *quoting W.H. Scott Constr. Co.*, 199 F.3d at 218 n. 11.

Narrowly tailoring. The Federal Circuit only made two observations about narrowly tailoring, because it held that Congress lacked the evidentiary predicate for a compelling interest. First, it noted that the 1207 Program was flexible in application, limited in duration, and that it did not unduly impact on the rights of third parties. 545 F.3d at 1049. Second, the court held that the absence of strongly probative statistical evidence makes it impossible to evaluate at least one of the other narrowly tailoring factors. Without solid benchmarks for the minority groups covered by the Section 1207, the court said it could not determine whether the 5 percent goal is reasonably related to the capacity of firms owned by members of those minority groups — *i.e.*, whether that goal is comparable to the share of contracts minorities would receive in the absence of discrimination.” 545 F.3d at 1049-1050.

2. *DynaLantic Corp. v. United States Dept. of Defense, et al.*, 885 F.Supp.2d 237, 2012 WL 3356813 (D.D.C. Aug. 15, 2012), appeal pending, United States Court of Appeals for the District of Columbia, Docket Number 12-5330

Plaintiff, the DynaLantic Corporation (“DynaLantic”), is a small business that designs and manufactures aircraft, submarine, ship, and other simulators and training equipment. DynaLantic sued the United States Department of Defense (“DoD”), the Department of the Navy, and the Small Business Administration (“SBA”) challenging the constitutionality of Section 8(a) of the Small Business Act (the “Section 8(a) program”), on its face and as applied: namely, the SBA’s determination that it is necessary or appropriate to set aside contracts in the military simulation and training industry. 885 F.Supp. 2d at 242, 279. The Section 8(a) program authorizes the federal government to limit the issuance of certain contracts to socially and economically disadvantaged businesses. *Id.* at 242. DynaLantic claimed that the Section 8(a) is unconstitutional on its face because the DoD’s use of the program, which is reserved for “socially and economically disadvantaged individuals,” constitutes an illegal racial preference in violation of the equal protection in violating its right to equal protection under the Due Process Clause of the Fifth Amendment to the Constitution and other rights. *Id.* at 242. DynaLantic also claimed the Section 8(a) program is unconstitutional as applied by the federal defendants in DynaLantic’s specific industry, defined as the military simulation and training industry. *Id.*

As described in *DynaLantic Corp. v. United States Department of Defense*, 503 F.Supp. 2d 262 (D.D.C. 2007), the court previously had denied Motions for Summary Judgment by the parties and directed them to propose future proceedings in order to supplement the record with additional evidence subsequent to 2007 before Congress. 503 F.Supp. 2d at 267.

The Section 8(a) Program. The Section 8(a) program is a business development program for small businesses owned by individuals who are both socially and economically disadvantaged as defined by the specific criteria set forth in the congressional statute and federal regulations at 15 U.S.C. §§ 632, 636 and 637; *see* 13 C.F.R. § 124. "Socially disadvantaged" individuals are persons who have been "subjected to racial or ethnic prejudice or cultural bias within American society because of their identities as members of groups without regard to their individual qualities." 13 C.F.R. § 124.103(a); *see also* 15 U.S.C. § 637(a)(5). "Economically disadvantaged" individuals are those socially disadvantaged individuals "whose ability to compete in the free enterprise system has been impaired due to diminished capital and credit opportunities as compared to others in the same or similar line of business who are not socially disadvantaged." 13 C.F.R. § 124.104(a); *see also* 15 U.S.C. § 637(a)(6)(A). *DynaLantic Corp.*, 885 F.Supp. 2d at 243-244.

Individuals who are members of certain racial and ethnic groups are presumptively socially disadvantaged, such groups include, but are not limited to, Black Americans, Hispanic Americans, Native Americans, Indian tribes, Asian Pacific Americans, Native Hawaiian Organizations, and other minorities. *Id.* at 244 *quoting* 15 U.S.C. § 631(f)(1)(B)-(c); *see also* 13 C.F.R. § 124.103(b)(1). All prospective program participants must show that they are economically disadvantaged, which requires an individual to show a net worth of less than \$250,000 upon entering the program, and a showing that the individual's income for three years prior to the application and the fair market value of all assets do not exceed a certain threshold. *Id.* at 244-245; *see* 13 C.F.R. § 124.104(c)(2).

Congress has established an "aspirational goal" for procurement from socially and economically disadvantaged individuals, which includes but is not limited to the Section 8(a) program, of five percent of procurements dollars government wide. *See* 15 U.S.C. § 644(g)(1). *DynaLantic*, at 244-245. Congress has not, however, established a numerical goal for procurement from the Section 8(a) program specifically. *See Id.* Each federal agency establishes its own goal by agreement between the agency head and the SBA. *Id.* DoD has established a goal of awarding approximately two percent of prime contract dollars through the Section 8(a) program. *DynaLantic*, at 245. The Section 8(a) program allows the SBA, "whenever it determines such action is necessary and appropriate," to enter into contracts with other government agencies and then subcontract with qualified program participants. 15 U.S.C. § 637(a)(1). Section 8(a) contracts can be awarded on a "sole source" basis (i.e., reserved to one firm) or on a "competitive" basis (i.e., between two or more Section 8(a) firms). *DynaLantic*, at 245; 13 C.F.R. 124.501(b).

Plaintiff's Business and the Simulation and Training Industry. *DynaLantic* performs contracts and subcontracts in the simulation and training industry. The simulation and training industry is composed of those organizations that develop, manufacture, and acquire equipment used to train personnel in any activity where there is a human-machine interface. *DynaLantic*, at 246.

Compelling Interest. The Court rules that the government must make two showings to articulate a compelling interest served by the legislative enactment to satisfy the strict scrutiny standard that racial classifications are constitutional only if they are narrowly tailored measures that further compelling governmental interests." *DynaLantic*, at 250. First, the government must "articulate a legislative goal that is properly considered a compelling government interest." *Id.* *quoting Sherbrooke Turf v. Minn. DOT*, 345 F.3d 964, 969 (8th Cir.2003). Second, in addition to

identifying a compelling government interest, "the government must demonstrate 'a strong basis in evidence' supporting its conclusion that race-based remedial action was necessary to further that interest." *DynaLantic*, at 250, *quoting Sherbrooke*, 345 F.3d at 969.

After the government makes an initial showing, the burden shifts to DynaLantic to present "credible, particularized evidence" to rebut the government's "initial showing of a compelling interest." *DynaLantic*, at 251 *quoting Concrete Works of Colorado, Inc. v. City and County of Denver*, 321 F.3d 950, 959 (10th Cir. 2003). The court points out that although Congress is entitled to no deference in its ultimate conclusion that race-conscious action is warranted, its fact-finding process is generally entitled to a presumption of regularity and deferential review. *DynaLantic*, at 251, citing *Rothe Dev. Corp. v. U.S. Dep't of Def. ("Rothe III")*, 262 F.3d 1306, 1321 n. 14 (Fed. Cir. 2001).

The court held that the federal Defendants state a compelling purpose in seeking to remediate either public discrimination or private discrimination in which the government has been a "passive participant." *DynaLantic*, at 252. The Court rejected DynaLantic's argument that the federal Defendants could only seek to remedy discrimination by a governmental entity, or discrimination by private individuals directly using government funds to discriminate. *DynaLantic*, at 251. The Court held that it is well established that the federal government has a compelling interest in ensuring that its funding is not distributed in a manner that perpetuates the effect of either public or private discrimination within an industry in which it provides funding. *DynaLantic*, at 251, *citing Western States Paving v. Washington State DOT*, 407 F.3d 983, 991 (9th Cir. 2005).

The Court noted that any public entity, state or federal, has a compelling interest in assuring that public dollars, drawn from the tax dollars of all citizens, do not serve to finance the evils of private prejudice, and such private prejudice may take the form of discriminatory barriers to the formation of qualified minority businesses, precluding from the outset competition for public contracts by minority enterprises. *DynaLantic* at 251-252 *quoting City of Richmond v. J. A. Croson Co.*, 488 U.S. 469, 492 (1995), and *Adarand Constructors, Inc. v. Slater*, 228 F.3d 1147, 1167-68 (10th Cir. 2000). In addition, private prejudice may also take the form of "discriminatory barriers" to "fair competition between minority and non-minority enterprises ... precluding existing minority firms from effectively competing for public construction contracts." *DynaLantic*, at 252, *quoting Adarand VII*, 228 F.3d at 1168.

Thus, the Court concluded that the government may implement race-conscious programs not only for the purpose of correcting its own discrimination, but also to prevent itself from acting as a "passive participant" in private discrimination in the relevant industries or markets. *DynaLantic*, at 252, *citing Concrete Works IV*, 321 F.3d at 958.

Evidence before Congress. The Court analyzed the legislative history of the Section 8(a) program, and then addressed the issue as to whether the Court is limited to the evidence before Congress when it enacted Section 8(a) in 1978 and revised it in 1988, or whether it could consider post-enactment evidence. *DynaLantic*, at 255-257. The Court found that nearly every circuit court to consider the question has held that reviewing courts may consider post-enactment evidence in addition to evidence that was before Congress when it embarked on the program. *DynaLantic*, at 257-258. The Court noted that post-enactment evidence is particularly

relevant when the statute is over thirty years old, and evidence used to justify Section 8(a) is stale for purposes of determining a compelling interest in the present. *Id.* The Court then followed the Tenth Circuit Court of Appeals' approach in *Adarand VII*, and reviewed the post-enactment evidence in three broad categories: (1) evidence of barriers to the formation of qualified minority contractors due to discrimination, (2) evidence of discriminatory barriers to fair competition between minority and non-minority contractors, and (3) evidence of discrimination in state and local disparity studies. *DynaLantic*, at 258.

The Court found that the government presented sufficient evidence of barriers to minority business formation, including evidence on race-based denial of access to capital and credit, lending discrimination, routine exclusion of minorities from critical business relationships, particularly through closed or "old boy" business networks that make it especially difficult for minority-owned businesses to obtain work, and that minorities continue to experience barriers to business networks. *DynaLantic*, at 258-262. The Court considered as part of the evidentiary basis before Congress multiple disparity studies conducted throughout the United States and submitted to Congress, and qualitative and quantitative testimony submitted at Congressional hearings. *Id.*

The Court also found that the government submitted substantial evidence of barriers to minority business development, including evidence of discrimination by prime contractors, private sector customers, suppliers, and bonding companies. *DynaLantic*, at 262-265. The Court again based this finding on recent evidence submitted before Congress in the form of disparity studies, reports and Congressional hearings. *Id.*

State and Local Disparity Studies. Although the Court noted there have been hundreds of disparity studies placed before Congress, the Court considers in particular studies submitted by the federal Defendants of 50 disparity studies, encompassing evidence from 28 states and the District of Columbia, which have been before Congress since 2006. *DynaLantic*, at 266-270. The Court stated it reviewed the studies with a focus on two indicators that other courts have found relevant in analyzing disparity studies. First, the Court considered the disparity indices calculated, which was a disparity index, calculated by dividing the percentage of MBE, WBE, and/or DBE firms *utilized* in the contracting market by the percentage of M/W/DBE firms *available* in the same market. *DynaLantic*, at 267. The Court said that normally, a disparity index of 100 demonstrates full M/W/DBE participation; the closer the index is to zero, the greater the M/W/DBE disparity due to underutilization. *DynaLantic*, at 267.

Second, the Court reviewed the method by which studies calculated the *availability* and *capacity* of minority firms. *DynaLantic*, at 267-268. The Court noted that some courts have looked closely at these factors to evaluate the reliability of the disparity indices, reasoning that the indices are not probative unless they are restricted to firms of significant size and with significant government contracting experience. *DynaLantic*, at 267. The Court pointed out that although discriminatory barriers to formation and development would impact capacity, the Supreme Court decision in *Croson* and the Court of Appeals decision in *O'Donnell Construction Co. v. District of Columbia, et al.*, 963 F.2d 420 (D.C. Cir. 1992) "require the additional showing that eligible minority firms experience disparities, notwithstanding their abilities, in order to give rise to an inference of discrimination." *DynaLantic*, at 267, n. 10.

Analysis: Strong Basis in Evidence. Based on an analysis of the disparity studies and other evidence, the Court concluded that the government articulated a compelling interest for the Section 8(a) program and satisfied its initial burden establishing that Congress had a strong basis in evidence permitting race-conscious measures to be used under the Section 8(a) program. *DynaLantic*, at 271-280. The Court held that DynaLantic did not meet its burden to establish that the Section 8(a) program is unconstitutional on its face, finding that DynaLantic could not show that Congress did not have a strong basis in evidence for permitting race-conscious measures to be used under any circumstances, in any sector or industry in the economy. *DynaLantic*, at 271.

The Court discussed and analyzed the evidence before Congress, which included extensive statistical analysis, qualitative and quantitative consideration of the unique challenges facing minorities from all businesses, and an examination of their race-neutral measures that have been enacted by previous Congresses, but had failed to reach the minority owned firms. *DynaLantic*, at 272-273. The Court said Congress had spent decades compiling evidence of race discrimination in a variety of industries, including but not limited to construction. *DynaLantic*, at 273. The Court also found that the federal government produced significant evidence related to professional services, architecture and engineering, and other industries. *DynaLantic*, at 273. The Court stated that the government has therefore "established that there are at least some circumstances where it would be 'necessary or appropriate' for the SBA to award contracts to businesses under the Section 8(a) program. *DynaLantic*, at 273, citing 15 U.S.C. § 637(a)(1).

Therefore, the Court concluded that in response to Plaintiff's facial challenge, the government met its initial burden to present a strong basis in evidence sufficient to support its articulated, constitutionally valid, compelling interest. *DynaLantic*, at *273-274. The Court also found that the evidence from around the country is sufficient for Congress to authorize a nationwide remedy. *DynaLantic*, at 273, n. 13.

Rejection of DynaLantic's Rebuttal Arguments. The Court held that since the federal Defendants made the initial showing of a compelling interest, the burden shifted to the Plaintiff to show why the evidence relied on by Defendants fails to demonstrate a compelling governmental interest. *DynaLantic*, at 274. The Court rejected each of the challenges by DynaLantic, including holding that: the legislative history is sufficient; the government compiled substantial evidence that identified private racial discrimination which affected minority utilization in specific industries of government contracting, both before and after the enactment of the Section 8(a) program; any flaws in the evidence, including the disparity studies, DynaLantic has identified in the data do not rise to the level of credible, particularized evidence necessary to rebut the government's initial showing of a compelling interest; DynaLantic cited no authority in support of its claim that fraud in the administration of race-conscious programs is sufficient to invalidate Section 8(a) program on its face; and Congress had strong evidence that the discrimination is sufficiently pervasive across racial lines to justify granting a preference for all five groups included in Section 8(a). *DynaLantic*, at 274-279.

In this connection, the Court stated it agreed with *Croson* and its progeny that the government may properly be deemed a "passive participant" when it fails to adjust its procurement practices to account for the effects of identified private discrimination on the availability and utilization of minority-owned businesses in government contracting. *DynaLantic*, at 276. In terms of flaws in

the evidence, the Court pointed out that the proponent of the race-conscious remedial program is not required to unequivocally establish the existence of discrimination, nor is it required to negate all evidence of non-discrimination. *DynaLantic*, at 276, citing *Concrete Work IV*, 321 F.3d at 991. Rather, a strong basis in evidence exists, the Court stated, when there is evidence approaching a *prima facie* case of a constitutional or statutory violation, not irrefutable or definitive proof of discrimination. *Id.*, citing *Crowson*, 488 U.S. 500. Accordingly, the Court stated that DynaLantic's claim that the government must independently verify the evidence presented to it is unavailing. *Id.* *DynaLantic*, at 276-277.

Also in terms of DynaLantic's arguments about flaws in the evidence, the Court noted that Defendants placed in the record approximately 50 disparity studies which had been introduced or discussed in Congressional Hearings since 2006, which DynaLantic did not rebut or even discuss any of the studies individually. *DynaLantic*, at 277. DynaLantic asserted generally that the studies did not control for the capacity of the firms at issue, and were therefore unreliable. *Id.* The Court pointed out that Congress need not have evidence of discrimination in all 50 states to demonstrate a compelling interest, and that in this case, the federal Defendants presented recent evidence of discrimination in a significant number of states and localities which, taken together, represents a broad cross-section of the nation. *DynaLantic*, at 277, n. 15. The Court stated that while not all of the disparity studies accounted for the capacity of the firms, many of them did control for capacity and still found significant disparities between minority and non-minority owned firms. *DynaLantic*, at 277. In short, the Court found that DynaLantic's "general criticism" of the multitude of disparity studies does not constitute particular evidence undermining the reliability of the particular disparity studies and therefore is of little persuasive value. *DynaLantic*, at 277.

In terms of the argument by DynaLantic as to requiring proof of evidence of discrimination against each minority group, the Court stated that Congress has a strong basis in evidence if it finds evidence of discrimination is sufficiently pervasive across racial lines to justify granting a preference to all five disadvantaged groups included in Section 8(a). The Court found Congress had strong evidence that the discrimination is sufficiently pervasive across racial lines to justify a preference to all five groups. *DynaLantic*, at 278. The fact that specific evidence varies, to some extent, within and between minority groups, was not a basis to declare this statute facially invalid. *DynaLantic*, at 279.

Facial Challenge: Conclusion. The Court concluded Congress had a compelling interest in eliminating the roots of racial discrimination in federal contracting and had established a strong basis of evidence to support its conclusion that remedial action was necessary to remedy that discrimination by providing significant evidence in three different areas. *DynaLantic*, at 279. First, it provided extensive evidence of discriminatory barriers to minority business formation. *DynaLantic*, at 279. Second, it provided "forceful" evidence of discriminatory barriers to minority business development. *Id.* Third, it provided significant evidence that, even when minority businesses are qualified and eligible to perform contracts in both the public and private sectors, they are awarded these contracts far less often than their similarly situated non-minority counterparts. *Id.* The Court found the evidence was particularly strong, nationwide, in the construction industry, and that there was substantial evidence of widespread disparities in other industries such as architecture and engineering, and professional services. *Id.*

As-Applied Challenge. *DynaLantic* also challenged the SBA and DoD's use of the Section 8(a) program as applied: namely, the agencies' determination that it is necessary or appropriate to set aside contracts in the military simulation and training industry. *DynaLantic*, at 280. Significantly, the Court points out that the federal Defendants "concede that they do not have evidence of discrimination in this industry." *Id.* Moreover, the Court points out that the federal Defendants admitted that there "is no Congressional report, hearing or finding that references, discusses or mentions the simulation and training industry." *DynaLantic*, at 280. The federal Defendants also admit that they are "unaware of any discrimination in the simulation and training industry." *Id.* In addition, the federal Defendants admit that none of the documents they have submitted as justification for the Section 8(a) program mentions or identifies instances of past or present discrimination in the simulation and training industry. *DynaLantic*, at 280.

The federal Defendants maintain that the government need not tie evidence of discriminatory barriers to minority business formation and development to evidence of discrimination in any particular industry. *DynaLantic*, at 280. The Court concludes that the federal Defendants' position is irreconcilable with binding authority upon the Court, specifically, the United States Supreme Court's decision in *Croson*, as well as the Federal Circuit's decision in *O'Donnell Construction Company*, which adopted *Croson's* reasoning. *DynaLantic*, at 280. The Court holds that *Croson* made clear the government must provide evidence demonstrating there were eligible minorities in the relevant market. *DynaLantic*, at 280. The Court held that absent an evidentiary showing that, in a highly skilled industry such as the military simulation and training industry, there are eligible minorities who are qualified to undertake particular tasks and are nevertheless denied the opportunity to thrive there, the government cannot comply with *Croson's* evidentiary requirement to show an inference of discrimination. *DynaLantic*, at 281, citing *Croson*, 488 U.S. at 501. The Court rejects the federal government's position that it does not have to make an industry-based showing in order to show strong evidence of discrimination. *DynaLantic*, at 281-282.

The Court notes that the Department of Justice has recognized that the federal government must take an industry-based approach to demonstrating compelling interest. *DynaLantic*, at 282, citing *Cortez III Service Corp. v. National Aeronautics & Space Administration*, 950 F.Supp. 357 (D.D.C. 1996). In *Cortez*, the Court found the Section 8(a) program constitutional on its face, but found the program unconstitutional as applied to the NASA contract at issue because the government had provided no evidence of discrimination in the industry in which the NASA contract would be performed. *DynaLantic*, at 282. The Court pointed out that the Department of Justice had advised federal agencies to make industry-specific determinations before offering set-aside contracts and specifically cautioned them that without such particularized evidence, set-aside programs may not survive *Croson* and *Adarand*. *DynaLantic*, at 282.

The Court recognized that legislation considered in *Croson*, *Adarand* and *O'Donnell* were all restricted to one industry, whereas this case presents a different factual scenario, because Section 8(a) is not industry-specific. *DynaLantic*, at 282, n. 17. The Court noted that the government did not propose an alternative framework to *Croson* within which the Court can analyze the evidence, and that in fact, the evidence the government presented in the case is industry specific. *Id.*

The Court concluded that agencies have a responsibility to decide if there has been a history of discrimination in the particular industry at issue. *DynaLantic*, at 282. According to the Court, it need not take a party's definition of "industry" at face value, and may determine the appropriate industry to consider is broader or narrower than that proposed by the parties. *Id.* However, the Court stated, in this case the government did not argue with Plaintiff's industry definition, and more significantly, it provided no evidence whatsoever from which an inference of discrimination in that industry could be made. *DynaLantic*, at 283.

Narrowly Tailoring. In addition to showing strong evidence that a race-conscious program serves a compelling interest, the government is required to show that the means chosen to accomplish the government's asserted purpose are specifically and narrowly framed to accomplish that purpose. *DynaLantic*, at 283. The Court considered several factors in the narrowly tailoring analysis: the efficacy of alternative, race-neutral remedies, flexibility, over- or under-inclusiveness of the program, duration, the relationship between numerical goals and the relevant labor market, and the impact of the remedy on third parties. *DynaLantic*, at 283

The Court analyzed each of these factors and found that the federal government satisfied all six factors. *DynaLantic*, at 283-291. The Court found that the federal government presented sufficient evidence that Congress attempted to use race-neutral measures to foster and assist minority owned businesses relating to the race-conscious component in Section 8(a), and that these race-neutral measures failed to remedy the effects of discrimination on minority small business owners. *DynaLantic*, at 283-285. The Court found that the Section 8(a) program is sufficiently flexible in granting race-conscious relief because race is made relevant in the program, but it is not a determinative factor or a rigid racial quota system. *DynaLantic*, at 285-286. The Court noted that the Section 8(a) program contains a waiver provision and that the SBA will not accept a procurement for award as an 8(a) contract if it determines that acceptance of the procurement would have an adverse impact on small businesses operating outside the Section 8(a) program. *DynaLantic*, at 286.

The Court found that the Section 8(a) program was not over- and under-inclusive because the government had strong evidence of discrimination which is sufficiently pervasive across racial lines to all five disadvantaged groups, and Section 8(a) does not provide that every member of a minority group is disadvantaged. *DynaLantic*, at 286. In addition, the program is narrowly tailored because it is based not only on social disadvantage, but also on an individualized inquiry into economic disadvantage, and that a firm owned by a non-minority may qualify as socially and economically disadvantaged. *DynaLantic*, at 286.

The Court also found that the Section 8(a) program places a number of strict durational limits on a particular firm's participation in the program, places temporal limits on every individual's participation in the program, and that a participant's eligibility is continually reassessed and must be maintained throughout its program term. *DynaLantic*, at 287. Section 8(a)'s inherent time limit and graduation provisions ensure that it is carefully designed to endure only until the discriminatory impact has been eliminated, and thus it is narrowly tailored. *DynaLantic*, at 287-288.

In light of the government's evidence, the Court concluded that the aspirational goals at issue, all of which were less than five percent of contract dollars, are facially constitutional. *DynaLantic*, at

288-289. The evidence, the Court noted, established that minority firms are ready, willing, and able to perform work equal to two to five percent of government contracts in industries including but not limited to construction. *Id.* at 289. The Court found the effects of past discrimination have excluded minorities from forming and growing businesses, and the number of available minority contractors reflects that discrimination. *DynaLantic*, at 289.

Finally, the Court found that the Section 8(a) program takes appropriate steps to minimize the burden on third parties, and that the Section 8(a) program is narrowly tailored on its face. *DynaLantic*, at 289-290. The Court concluded that the government is not required to eliminate the burden on non-minorities in order to survive strict scrutiny, but a limited and properly tailored remedy to cure the effects of prior discrimination is permissible even when it burdens third parties. *Id.* at 290. The Court points to a number of provisions designed to minimize the burden on non-minority firms, including the presumption that a minority applicant is socially disadvantaged may be rebutted, an individual who is not presumptively disadvantaged may qualify for such status, the 8(a) program requires an individualized determination of economic disadvantage, and it is not open to individuals whose net worth exceeds \$250,000 regardless of race. *Id.*

Conclusion. The Court concluded that the Section 8(a) program is constitutional on its face. The Court also held that it is unable to conclude that the federal Defendants have produced evidence of discrimination in the military simulation and training industry sufficient to demonstrate a compelling interest. Therefore, *DynaLantic* prevailed on its as-applied challenge. *DynaLantic*, at 293. Accordingly, the Court granted the federal Defendants' Motion for Summary Judgment in part (holding the Section 8(a) program is valid on its face) and denied it in part, and granted the Plaintiff's Motion for Summary Judgment in part (holding the program is invalid as applied to the military simulation and training industry) and denied it in part. The Court held that the SBA and the DoD are enjoined from awarding procurements for military simulators under the Section 8(a) program without first articulating a strong basis in evidence for doing so.

Appeal Pending. A Notice of Appeal by the federal defendants and Notice of Cross Appeal by DynaLantic were filed in this case to the United States Court of Appeals for the District of Columbia: Docket Numbers 12-5329 and 12-5330. The federal defendants subsequently dismissed their appeal (Number 5329). DynaLantics's cross-appeal (Number 12-5330) challenging the ruling on the facial constitutionality of Section 8(a) remains pending at the time of this report.

3. *DynaLantic Corp. v. United States Dept. of Defense, et al.*, 503 F. Supp.2d 262 (D.D.C. 2007)

DynaLantic Corp. involves a challenge to the DOD's utilization of the Small Business Administration's ("SBA") 8(a) Business Development Program ("8(a) Program"). In its Order of August 23, 2007, the district court denied both parties' Motions for Summary Judgment because there was no information in the record regarding the evidence before Congress supporting its 2006 reauthorization of the program in question; the court directed the parties to propose future proceedings to supplement the record. 503 F. Supp.2d 262, 263 (D.D.C. 2007).

The court first explained that the 8(a) Program sets a goal that no less than 5 percent of total prime federal contract and subcontract awards for each fiscal year be awarded to socially and economically disadvantaged individuals. *Id.* Each federal government agency is required to establish its own goal for contracting but the goals are not mandatory and there is no sanction for failing to meet the goal. Upon application and admission into the 8(a) Program, small businesses owned and controlled by disadvantaged individuals are eligible to receive technological, financial, and practical assistance, and support through preferential award of government contracts. For the past few years, the 8(a) Program was the primary preferential treatment program the DOD used to meet its 5 percent goal. *Id.* at 264.

This case arose from a Navy contract that the DOD decided to award exclusively through the 8(a) Program. The plaintiff owned a small company that would have bid on the contract but for the fact it was not a participant in the 8(a) Program. After multiple judicial proceedings the D.C. Circuit dismissed the plaintiff's action for lack of standing but granted the plaintiff's motion to enjoin the contract procurement pending the appeal of the dismissal order. The Navy cancelled the proposed procurement but the D.C. Circuit allowed the plaintiff to circumvent the mootness argument by amending its pleadings to raise a facial challenge to the 8(a) program as administered by the SBA and utilized by the DOD. The D.C. Circuit held the plaintiff had standing because of the plaintiff's inability to compete for DOD contracts reserved to 8(a) firms, the injury was traceable to the race-conscious component of the 8(a) Program, and the plaintiff's injury was imminent due to the likelihood the government would in the future try to procure another contract under the 8(a) Program for which the plaintiff was ready, willing, and able to bid. *Id.* at 264-65.

On remand, the plaintiff amended its complaint to challenge the constitutionality of the 8(a) Program and sought an injunction to prevent the military from awarding any contract for military simulators based upon the race of the contractors. *Id.* at 265. The district court first held that the plaintiff's complaint could be read only as a challenge to the DOD's implementation of the 8(a) Program [pursuant to 10 U.S.C. § 2323] as opposed to a challenge to the program as a whole. *Id.* at 266. The parties agreed that the 8(a) Program uses race-conscious criteria so the district court concluded it must be analyzed under the strict scrutiny constitutional standard. The court found that in order to evaluate the government's proffered "compelling government interest," the court must consider the evidence that Congress considered at the point of authorization or reauthorization to ensure that it had a strong basis in evidence of discrimination requiring remedial action. The court cited to *Western States Paving* in support of this proposition. *Id.* The court concluded that because the DOD program was reauthorized in 2006, the court must consider the evidence before Congress in 2006.

The court cited to the recent *Rothe* decision as demonstrating that Congress considered significant evidentiary materials in its reauthorization of the DOD program in 2006, including six recently published disparity studies. The court held that because the record before it in the present case did not contain information regarding this 2006 evidence before Congress, it could not rule on the parties' Motions for Summary Judgment. The court denied both motions and directed the parties to propose future proceedings in order to supplement the record. *Id.* at 267.

4. “Federal Procurement After Adarand” (USCCR Report September, 2005)

In September of 2005, the United States Commission on Civil Rights (“Commission”) issued its report entitled “Federal Procurement After *Adarand*” setting forth its findings pertaining to federal agencies’ compliance with the constitutional standard enunciated in *Adarand*. United States Commission on Civil Rights: Federal Procurement After *Adarand* (Sept. 2005), available at <http://www.usccr.gov>, citing *Adarand*, 515 U.S. at 237-38. The following is a brief summary of the report.

In 1995, the United States Supreme Court decided *Adarand Constructors, Inc. v. Peña*, 515 U.S. 200 (1995), which set forth the constitutional standard for evaluating race-conscious programs in federal contracting. The Commission states in its report that the court in *Adarand* held that racial classifications imposed by federal, state and local governments are subject to strict scrutiny and the burden is upon the government entity to show that the racial classification is the least restrictive way to serve a “compelling public interest;” the government program must be narrowly tailored to meet that interest. The court held that narrow tailoring requires, among other things, that “agencies must first consider race-neutral alternatives before using race conscious measures.” [p. ix]

Scope and methodology of the Commission’s report. The purpose of the Commission’s study was to examine the race-neutral programs and strategies implemented by agencies to meet the requirements set forth in *Adarand*. Accordingly, the study considered the following questions:

- Do agencies seriously consider workable race-neutral alternatives, as required by *Adarand*?
- Do agencies sufficiently promote and participate in race-neutral practices such as mentor-protégé programs, outreach, and financial and technical assistance?
- Do agencies employ and disclose to each other specific best practices for consideration of race-neutral alternatives?
- How do agencies measure the effects of race-neutral programs on federal contracting?
- What race-neutral mechanisms exist to ensure government contracting is not discriminatory?

The Commission’s staff conducted background research, reviewing government documents, federal procurement and economic data, federal contracting literature, and pertinent statutes, regulations and court decisions. The Commission selected seven agencies to study in depth and submitted interrogatories to assess the agencies’ procurement methods. The agencies selected for evaluation procure relatively large amounts of goods and services, have high numbers of contracts with small businesses, SDBs, or HUBZone firms, or play a significant support or enforcement role: the Small Business Administration (SBA), and the Departments of Defense (DOD), Transportation (DOT), Education (DOEd), Energy (DOEn), Housing and Urban Development (HUD), and State (DOS).

The report did not evaluate existing disparity studies or assess the validity of data suggesting the persistence of discrimination. It also did not seek to identify whether, or which, aspects of the contracting process disparately affect minority-owned firms.

Findings and recommendations. The Commission concluded that “among other requirements, agencies must consider race-neutral strategies before adopting any that allow eligibility based, even in part, on race.” [p. ix] The Commission further found “that federal agencies have not complied with their constitutional obligation, according to the Supreme Court, to narrowly tailor programs that use racial classifications by considering race-neutral alternatives to redress discrimination.” [p. ix]

The Commission found that “agencies have largely failed to apply the Supreme Court’s requirements, or [the U.S. Department of Justice’s (“DOJ”)] guidelines, to their contracting programs.” [p. 70] The Commission found that agencies “have not seriously considered race-neutral alternatives, relying instead on SBA-run programs, without developing new initiatives or properly assessing the results of existing programs.” [p. 70]

The Commission identified four elements that underlie “serious consideration” of race-neutral efforts, ensure an inclusive and fair race-neutral system, and tailor race-conscious programs to meet a documented need: “Element 1: Standards — Agencies must develop policy, procedures, and statistical standards for evaluating race-neutral alternatives; Element 2: Implementation — Agencies must develop or identify a wide range of race-neutral approaches, rather than relying on only one or two generic government-wide programs; Element 3: Evaluation — Agencies must measure the effectiveness of their chosen procurement strategies based on established empirical standards and benchmarks; Element 4: Communication — Agencies should communicate and coordinate race-neutral practices to ensure maximum efficiency and consistency government-wide.” [p. xi]

The Commission found that “despite the requirements that *Adarand* imposed, federal agencies fail to consider race-neutral alternatives in the manner required by the Supreme Court’s decision.” [p. xiii] The Commission also concluded that “[a]gencies engage in few race-neutral strategies designed to make federal contracting more inclusive, but do not exert the effort associated with serious consideration that the Equal Protection Clause requires. Moreover, they do not integrate race-neutral strategies into a comprehensive procurement approach for small and disadvantaged businesses.” [p. xiii]

Serious consideration [P. 71]

Finding: Most agencies could not demonstrate that they consider race-neutral alternatives before resorting to race-conscious programs. Due to the lack of specific guidance from the DOJ, “agencies appear to give little thought to their legal obligations and disagree both about what the law requires and about the legal ramifications of their actions.”

Recommendation: Agencies must adopt and follow guidelines to ensure consideration of race-neutral alternatives, which system could include: (1) identifying and evaluating a wide range of alternatives; (2) articulating the underlying facts that demonstrate whether race-neutral plans work; (3) collecting empirical research to evaluate success; (4) ensuring such assessments are based on current, competent and comprehensive data; (5) periodically reviewing race conscious plans to determine their continuing need; and (6) establishing causal relationships before concluding that a race-neutral plan is ineffective. Best practices could include: (1) statistical standards by which agencies would determine when to abandon race-conscious efforts; (2)

ongoing data collection, including racial and ethnic information, by which agencies would assess effectiveness; and (3) policies for reviewing what constitutes disadvantaged status and the continued necessity for strategies to increase inclusiveness.

Antidiscrimination policy and enforcement [P. 72]

Finding: The federal government lacks an appropriate framework for enforcing nondiscrimination in procurement. Limited causes of action are available to contractors and subcontractors, but the most accessible mechanisms are restricted to procedural complaints about bidding processes.

Recommendation: The enactment of legislation expressly prohibiting discrimination based on race, color, religion, sex, national origin, age, and disability, in federal contracting and procurement. Such legislation should include protections for both contractors and subcontractors and establish clear sanctions, remedies and compliance standards. Enforcement authority should be delegated to each agency with contracting capabilities.

Finding: Most agencies do not have policies or procedures to prevent discrimination in contracting. Generally, agencies are either unaware of or confused about whether federal law protects government contractors from discrimination.

Recommendation: The facilitation of agency development and implementation of civil rights enforcement policies for contracting. Agencies must establish strong enforcement systems to provide individuals a means to file and resolve complaints of discriminatory conduct. Agencies must also adopt clear compliance review standards and delegate authority for these functions to a specific, high-level component. Once agencies adopt nondiscrimination policies, they should conduct regular compliance reviews of prime and other large contract recipients, such as state and local agencies. Agencies should widely publicize complaint procedures, include them with bid solicitations, and codify them in acquisition regulations. Civil rights personnel in each agency should work with procurement officers to ensure that contractors understand their rights and responsibilities and implement additional policies upon legislative action.

Finding: Agencies generally employ systems for reviewing compliance with subcontracting goals made at the bidding stage, but do not establish norms for the number of reviews they will conduct, nor the frequency with which they will do so.

Recommendation: Good faith effort policies should be rooted in race-neutral outreach. Agencies should set standards for and carry out regular on-site audits and formal compliance reviews of SDB subcontracting plans to make determinations of contractors' good faith efforts to achieve established goals. Agencies should develop and disseminate clear regulations for what constitutes a good faith effort, specific to individual procurement goals and procedures. Agencies should also require that all prime contractors be subject to audits, and require prime contractors to demonstrate all measures taken to ensure equal opportunity for SDBs to compete, paying particular attention to contractors that have not achieved goals expressed in their offers.

Ongoing review [P. 73]

Finding: Narrow tailoring requires regular review of race-conscious programs to determine their continued necessity and to ensure that they are focused enough to serve their intended purpose. However, no agency reported policies, procedures, or statistical standards for when to use race-conscious instead of race-neutral strategies, nor had agencies established procedures to reassess presumptions of disadvantage.

Recommendation: Agencies must engage in regular, systematic reviews (perhaps biennial) of race-conscious programs, including those that presume race-based disadvantage. They should develop and document clear policies, standards and justifications for when race-conscious programs are in effect. Agencies should develop and implement standards for the quality of data they collect and use to analyze race-conscious and race-neutral programs and apply these criteria when deciding effectiveness. Agencies should also evaluate whether race-neutral alternatives could reasonably generate the same or similar outcomes, and should implement such alternatives whenever possible.

Data and measurement [P. 73-75]

Finding: Agencies have neither conducted race disparity studies nor collected empirical data to assess the effects of procurement programs on minority-owned firms.

Recommendation: Agencies should conduct regular benchmark studies which should be tailored to each agency's specific contracting needs; and the results of the studies should be used in setting procurement goals.

Finding: The current procurement data does not evaluate the effectiveness or continuing need for race-neutral and/or race-conscious programs.

Recommendation: A task force should determine what data is necessary to implement narrow tailoring and assess whether (1) race-conscious programs are still necessary, and (2) the extent to which race-neutral strategies are effective as an alternative to race-conscious programs.

Finding: Agencies do not assess the effectiveness of individual race-neutral strategies (e.g., whether contract unbundling is a successful race-neutral strategy).

Recommendation: Agencies should measure the success of race-neutral strategies independently so they can determine viability as alternatives to race-conscious measures (e.g., agencies could track the number and dollar value of contracts broken apart, firms to which smaller contracts are awarded, and the effect of such efforts on traditionally excluded firms).

Communication and collaboration [P. 75]

Finding: Agencies do not communicate effectively with each other about efforts to strengthen procurement practices (e.g., there is no exchange of race-neutral best practices).

Recommendation: Agencies should engage in regular meetings with each other to share information and best practices, coordinate outreach, and develop measurement strategies.

Outreach [P. 76]

Finding: Even though agencies engage in outreach efforts, there is little evidence that their efforts to reach small and disadvantaged businesses are successful. They do not produce planning or reporting documents on outreach activities, nor do they apply methods for tracking activities, expenditures, or the number and types of beneficiaries.

Recommendation: Widely broadcast information on the Internet and in popular media is only one of several steps necessary for a comprehensive and effective outreach program. Agencies can use a variety of formats — conferences, meetings, forums, targeted media, Internet, printed materials, ad campaigns, and public service announcements — to reach appropriate audiences. In addition, agencies should capitalize on technological capabilities, such as listservs, text messaging, audio subscription services, and new technologies associated with portable listening devices, to circulate information about contracting opportunities. Agencies should include outreach in budget and planning documents, establish goals for conducting outreach activities, track the events and diversity of the audience, and train staff in outreach strategies and skills.

Conclusion

The Commission found that 10 years after the Supreme Court’s *Adarand* decision, federal agencies have largely failed to narrowly tailor their reliance on race-conscious programs and have failed to seriously consider race-neutral decisions that would effectively redress discrimination. Although some agencies employ some race-neutral strategies, the agencies fail “to engage in the basic activities that are the hallmarks of serious consideration,” including program evaluation, outcomes measurement, reliable empirical research and data collection, and periodic review.

The Commission found that most federal agencies have not implemented “even the most basic race-neutral strategy to ensure equal access, *i.e.*, the development, dissemination, and enforcement of clear, effective antidiscrimination policies. Significantly, most agencies do not provide clear recourse for contractors who are victims of discrimination or guidelines for enforcement.”

One Commission member, Michael Yaki, filed an extensive Dissenting Statement to the Report. [pp. 79-170]. This Dissenting Statement by Commissioner Yaki was referred to and discussed by the district court in *Rothe Development Corp. v. US DOD*, 499 F.Supp.2d 775, 864-65 (W.D. Tex. August 10, 2007), **reversed** on appeal, *Rothe*, 545 F.3d 1023 (Fed.Cir 2008), (*see* discussion of *Rothe* above. In his dissent, Commissioner Yaki criticized the Majority Opinion, including noting that his statistical data was “*deleted*” from the original version of the draft Majority Opinion that was received by all Commissioners. The district court in *Rothe* considered the data discussed by Yaki.

APPENDIX C.

Utilization Analysis Methodology

The utilization analysis examined the percentage of contract dollars that went to minority- and women-owned business enterprises (MBE/WBES) on construction and construction-related professional services contracts that the Port of Seattle (the Port) awarded during the study period. The study team included the participation of *all* MBE/WBES in its calculations of MBE/WBE utilization, regardless of whether they were certified as Disadvantaged Business Enterprises (DBEs), MBEs, or WBES through the Washington State Office of Minority and Women's Business Enterprises (OMWBE). The study team also calculated the utilization of non-Hispanic white male-owned businesses (i.e., majority-owned businesses).

The study team compiled and analyzed the most comprehensive set of data that was available on prime contracts and subcontracts that the Port awarded during the study period. BBC sought data that consistently included information about prime contractors and subcontractors, regardless of ownership or DBE certification status. The study team analyzed both Federal Aviation Administration (FAA)-funded and locally-funded construction and construction-related professional services contracts as part of the utilization analysis.

Appendix C describes the study team's utilization data collection and review processes in four parts:

- A. Collection of the Port's contract data;
- B. Collection of vendor information;
- C. Collection of the Port's bid and proposal data; and
- D. Port review.

A. Collection of the Port's Contract Data

The study team collected contract data on construction and construction-related professional services contracts that the Port awarded during the study period (January 1, 2010 to September 30, 2013). BBC collected prime contract and subcontract data from the Port's Central Procurement Office. BBC also collected a substantial amount of subcontractor data directly from utilized prime contractors.

Prime contract data collection. BBC collected the following information about each relevant construction and construction-related professional services prime contract:

- Contract number;
- Description of work;
- Award date;
- Amount paid-to-date;

- Total invoice amount paid in 2013;¹
- Whether the contract included FAA funding; and
- Prime contractor name and identification number.

Subcontract data collection. BBC collected the following information about each relevant construction and construction-related professional services subcontract:

- Associated prime contract number;
- Amount paid-to-date on the subcontract;
- Total invoice amount paid in 2013;²
- Description of work; and
- Subcontractor name and identification number.

The Port maintains comprehensive subcontractor data for all construction contracts executed during the study period. Therefore, BBC used the subcontract paid-to-date amount for all construction contracts included in the study. The Port began maintaining subcontractor data on construction-related professional services contracts in 2013. In order to gather comprehensive subcontractor data for the entire study period, the study team collected data on associated construction-related professional services subcontracts from two main sources—surveys of prime contractors and the Port’s 2013 prime contract and subcontract invoice records.³

Surveys of professional services prime contractors. BBC sent out surveys to request subcontract data from construction-related professional services prime contractors to which the Port awarded at least one prime contract with a paid-to-date value of \$50,000 or more. BBC initially sent surveys to 72 prime contractors and received responses from 28 of them. With the Port’s assistance, BBC fielded a second round of surveys to prime contractors who did not respond to the initial survey. The Port called the 25 prime contractors with the highest remaining paid-to-date amounts, and BBC sent a second round of mail surveys to the remaining unresponsive prime contractors. The second round of prime surveys yielded 13 responses. Thus, the overall response rate for the professional services prime contractor outreach effort was 41 of 72 prime contractors, or 57 percent.

2013 professional services invoice records. The Port began maintaining subcontractor data on professional services contracts in 2013. Thus, in addition to the prime contractor outreach effort, BBC collected 2013 prime contract and subcontract invoice records from the Port for all construction-related professional services contracts that were active in 2013.^{4, 5}

¹ The study team collected 2013 prime contract invoice information for construction-related professional services contracts only.

² The study team collected 2013 subcontract invoice information for construction-related professional services contracts only.

³ If data for a particular contract were available from multiple sources, then the study team used the source with the most comprehensive subcontract data.

⁴ Subcontractor invoice information was not available for years prior to 2013.

Methodology for construction-related professional services contract data. BBC used 2013 invoice information for two types of construction-related professional services contracts—those for which BBC did not receive a prime contractor survey response and those for which the prime contractor appeared to have filled out the survey incorrectly.⁶ If BBC received an accurately completed prime contractor survey response, that subcontractor information was used in the disparity study analyses. In total, there were 65 prime contracts for which BBC used 2013 invoice information. Because that data only represented a portion of the dollars paid during the study period, BBC applied a weight to the 2013 invoice dollar values in order to estimate the total prime contract and subcontract dollars for the entire study period.^{7, 8}

B. Collection of Vendor Information

The Port provided information on prime contractors and subcontractors that were utilized on construction and construction-related professional services contracts that the agency awarded during the study period. The Port provided the following information about each utilized business:

- Firm name;
- Addresses and phone numbers; and
- DBE/MBE/WBE certification status (when available).

BBC obtained additional information about utilized businesses from business lists that the study team purchased from Dun & Bradstreet (D&B) and from telephone surveys that the study team conducted with prime contractors and subcontractors. BBC obtained the following additional information about utilized businesses:

- Primary line of work;
- Firm size;
- Establishment year;
- Race/ethnic and gender of owners; and
- Additional contact information.

⁵ There were three contracts that were active in 2013 for which BBC did not receive a prime contractor survey response or 2013 invoice data. BBC made the assumption that there were no subcontract dollars on those contracts.

⁶ BBC and the Port reviewed the prime contractor survey responses and identified several that were unreliable.

⁷ BBC weighted contract values that were sourced from 2013 invoice data to equal the total paid-to-date amount for the entire study period for those particular contracts.

⁸ BBC reviewed that methodology with the Port prior to performing the analysis.

For the purposes of the study, BBC relied on definitions that the Federal DBE Program uses to specify groups that are presumed to be disadvantaged:

- Black American;
- Asian-Pacific American;
- Subcontinent Asian American;
- Hispanic American;
- Native American; and
- Women.

In addition to information from telephone surveys, BBC relied on several other sources of information to determine whether businesses were owned by minorities or women and whether MBE/WBEs were certified as DBEs or as MBEs/WBEs:

- Information from OMWBE directories;
- Port vendor data;
- Port staff review; and
- Information from D&B and other sources.

C. Collection of the Port's Bid and Proposal Data

BBC conducted a case study analysis of bids and proposals for a sample of construction and construction-related professional services contracts that the Port awarded during the study period. The Port provided bid, proposal, and other related information to the BBC study team. For details about the case study analysis, see Chapter 8.

Construction contracts. BBC examined proposal information for a sample of 165 construction contracts that the Port executed during the study period. The study team did not analyze 24 of those contracts because they were not subject to the Port's public works procurement process. The Port was able to provide complete proposal evaluation information for the remaining 141 contracts.

Professional services contracts. BBC examined bid information for a sample of 48 professional services contracts that the Port awarded during the study period. The Port was able to provide complete proposal evaluation information for all 48 contracts.

D. Port Review

The Port reviewed BBC's utilization data during several stages of the study process. The BBC study team met with Port staff to review the data collection process, information that the study team gathered, and summary results. Port staff also reviewed contract and vendor information. BBC incorporated the Port's feedback in the final contract and vendor data that the study team used as part of the disparity study.

APPENDIX D.

General Approach to Availability Analysis

The study team used a custom census approach to analyze the availability of minority- and women-owned business enterprises (MBE/WBEs) for construction and construction-related professional services prime contracts and subcontracts that the Port of Seattle (the Port) executed between January 1, 2010 and September 30, 2013. Appendix D expands on the information presented in Chapter 5 to describe the study team's:

- A. General approach to collecting availability information;
- B. Development of the business establishments list;
- C. Development of the survey instrument;
- D. Execution of surveys; and
- E. Additional considerations related to measuring availability.

A. General Approach to Collecting Availability Information

BBC contracted with Customer Research International (CRI) to conduct telephone surveys with thousands of business establishments in the Seattle Metropolitan Area.¹ Business establishments that CRI surveyed were businesses with locations in the Seattle Metropolitan Area that the study team identified as doing work in fields closely related to the types of construction and construction-related professional services contracts that the Port awarded during the study period. The study team began the survey process by determining the subindustries for each relevant Port contract element and identifying 8-digit Dun & Bradstreet (D&B) work specialization codes that best corresponded to those subindustries.² The study team then collected information about local business establishments that D&B listed as having their primary lines of business within those work specializations. Rather than drawing a sample of business listings from D&B, the study team attempted to contact every business establishment listed under relevant work specialization codes.³

A portion of the telephone surveys that BBC conducted for the Port availability analysis were originally conducted in connection with recent availability analyses for the Washington State Department of Transportation (WSDOT) and Sound Transit. BBC included survey data from the WSDOT and Sound Transit studies from businesses that:

¹ For the purposes of this study, the Seattle Metropolitan Area is defined as King, Pierce, and Snohomish counties.

² D&B has developed 8-digit industry codes that provide more precise definitions of firm specializations than the 4-digit Standard Industrial Classification (SIC) codes or the North American Industry Classification System (NAICS) codes that the federal government has prepared.

³ Because D&B organizes its database by "business establishment" and not by "business" or "firm," BBC purchased business listings in that fashion. Therefore, in many cases, the study team purchased information about multiple Washington locations of a single business and called all of those locations. BBC's method for consolidating information for different establishments that were related to the same business is described later in Appendix D.

- Had locations in the Seattle Metropolitan Area;
- Reported working within subindustries relevant to Port contracts; and
- Indicated that they were qualified and interested in performing relevant work for local agencies.

Businesses meeting those criteria were included in the database of companies that the study team considered potentially available for Port work. Businesses had to also meet other criteria for the study team to consider them as available for specific Port prime contracts or subcontracts of certain types and sizes.

As part of the three telephone survey efforts, the study team attempted to contact 8,859 business establishments in the local marketplace relevant to Port contracting. That total included 6,727 construction establishments and 2,132 construction-related professional services establishments. The study team was able to successfully contact 2,890 of those establishments—about 45 percent of the establishments with valid phone listings (2,380 business establishments did not have valid phone listings). Of business establishments that the study team contacted successfully, 1,917 establishments completed availability surveys.

B. Development of the Business Establishments List

The study team did not expect every business establishment that it contacted to be potentially available for Port work. The study team’s goal was to develop—with a high degree of precision—unbiased estimates of the availability of MBE/WBEs for the types of construction and construction-related contracts that the Port awarded during the study period. In fact, for some subindustries, BBC anticipated that few businesses would be available to perform that type of work for the Port.

In addition, BBC did not design the research effort so that the study team would contact every local business possibly performing construction or construction-related professional services work. To do so would have required the study team to include subindustries that are only marginally related or unrelated to the types of construction and construction-related professional services contracts that the Port awarded during the study period. In addition, some business establishments working in relevant subindustries may have been missing from corresponding D&B listings.

BBC determined the types of work involved in Port contract elements by reviewing prime contract and subcontract dollars that went to different types of businesses during the study period. Figure D-1 lists the 8-digit work specialization codes within construction and construction-related professional services that the study team determined were most related to the contract dollars that the Port awarded during the study period and that BBC considered as part of the availability analysis. The study team grouped those specializations into distinct subindustries, which are presented as headings in Figure D-1.

Figure D-1.
Construction and construction-related professional services work specializations included in the availability analysis

Industry code	Industry description	Industry code	Industry description
Construction			
Excavation, grading, drainage, drilling, and demolition		Water, sewer, and utility lines	
1611-0203	Grading	1623-0000	Water, sewer, and utility lines
1629-0400	Land preparation construction	1623-0200	Communication line and transmission tower construction
1629-9902	Earthmoving contractor	1623-0203	Telephone and communication line construction
1794-0000	Excavation work	1623-0300	Water and sewer line construction
1794-9901	Excavation and grading, building construction	1623-0303	Water main construction
1795-0000	Wrecking and demolition work	1623-9904	Pipeline construction, nsk
1795-9901	Concrete breaking for streets and highways	1623-9906	Underground utilities contractor
1795-9902	Demolition, buildings and other structures	1731-0302	Fiber optic cable installation
1799-0900	Building site preparation	Electrical work, lighting, and signals	
1799-0901	Boring for building construction	1731-0000	Electrical work
1799-9906	Core drilling and cutting	1731-0100	Electric power systems contractors
Construction, sand, and gravel		1731-0103	Standby or emergency power specialization
1442-0000	Construction sand and gravel	1731-0200	Electronic controls installation
1442-0201	Gravel mining	1731-9903	General electric contractor
5211-0506	Sand and gravel	1731-9904	Lighting contractor
Painting, striping, and marking		Trucking and hauling	
1721-0200	Commercial painting	4212-0000	Local trucking, without storage
1721-0300	Industrial painting	4212-9905	Dump truck haulage
1721-0303	Pavement marking contractor	4212-9908	Heavy machinery transport, local
Heavy construction equipment rental		4212-9912	Steel hauling, local
3531-9908	Road construction and maintenance machinery	4213-9905	Heavy machinery transport
7353-0000	Heavy construction equipment rental	Marine work and dredging	
7389-9909	Crane and aerial lift service	1629-0106	Dredging contractor

Figure D-1.
Construction and construction-related professional services work specializations included in the availability analysis (continued)

[illegible]

Figure D-1.
Construction and construction-related professional services work specializations included in the availability analysis (continued)

Construction (continued)			
Other construction services		Other construction supplies	
1542-0101	Commercial and office buildings, new construction	3272-0300	Precast terrazo or concrete products
1542-0103	Commercial and office buildings, renovation and repair	3312-0405	Structural shapes and pilings, steel
1711-0000	Plumbing, heating, air-conditioning	3449-0000	Miscellaneous metalwork
1711-0401	Mechanical contractor	3449-0101	Bars, concrete reinforcing: fabricated steel
1731-0201	Computerized control installation	5039-9912	Soil erosion control fabrics
1731-0300	Communications specialization	5051-0209	Forms, concrete construction (steel)
1742-0000	Plastering, drywall, and insulation	5063-0202	Cable conduit
1761-0000	Roofing, siding, and sheetmetal work	5063-0504	Signaling equipment, electrical
1791-9907	Precast concrete structural framing or panels, placing of	3441-0000	Fabricated structural metal
1796-0000	Installing building equipment	3441-9901	Building components, structural steel
1799-0302	Service station equipment installation, maint., and repair	3699-0500	Security devices
1799-0500	Exterior cleaning, including sandblasting	5051-0214	Pipe and tubing, steel
1799-0801	Absestors removal and encapsulation	5063-0205	Electrical construction materials
4959-0100	Road, airport, and parking lot maintenance service		
7699-2501	Elevators: Inspection, service, and repair		
Structural steel erection		Traffic control and flagging services	
1791-0000	Structural steel erection	7389-9921	Flagging services (traffic control)
1791-9905	Iron work, structural		
		Railroad construction	
		1629-0200	Railroad and subway construction
Construction-related professional services			
Surveying		Environmental research, consulting and testing	
7389-0800	Mapmaking services	7389-0200	Inspection and testing services
7389-0801	Mapmaking or drafting, including aerial	8734-0300	Pollution testing
7389-0802	Photogrammetric mapping	8734-0301	Hazardous waste testing
8713-0000	Surveying services	8734-9909	Soil analysis
		8748-9905	Environmental consultant

Figure D-1.
Construction and construction-related professional services work specializations included in the availability analysis (continued)

Construction-related professional services (continued)			
Engineering		Engineering (continued)	
8711-0000	Engineering services	8742-0410	Transportation consultant
8711-0400	Construction and civil engineering	8748-0204	Traffic consultant
8711-0402	Civil engineering		
8711-9901	Acoustical engineering	Other professional services	
8711-9902	Aviation and/or aeronautical engineering	0781-0201	Landscape architects
8711-9903	Consulting engineer	8733-0201	Archeological expeditions
8711-9905	Electrical or electronic engineering		
8711-9908	Marine engineering	Construction management	
8712-0100	Architectural engineering	8741-9902	Construction management
8712-0101	Architectural engineering	8742-0402	Construction project management consultant

Source: BBC Research & Consulting.

C. Development of the Survey Instrument

BBC drafted an availability survey instrument to collect business information from construction and construction-related professional services business establishments in the Seattle Metropolitan Area. Port staff reviewed the survey instrument before the study team used it in the field. The survey instrument that the study team used with construction establishments is presented at the end of Appendix D. The study team modified the construction survey instrument slightly for use with professional services establishments in order to reflect terms more commonly used in the professional services industry (e.g., the study team substituted the words “prime contractor” and “subcontractor” with “prime consultant” and “subconsultant” when surveying professional services establishments).⁴

Survey structure. The availability survey included 15 sections, and CRI attempted to cover all sections with each business establishment that they successfully contacted and that was willing to complete a survey. Surveyors did not know the race/ethnicity or gender of business owners when calling business establishments.

1. Identification of purpose. The surveys began by identifying the Port as the survey sponsor and describing the purpose of the study (i.e., “developing a list of companies involved in construction, maintenance, or design work on a wide range of port- and airport-related projects”).

2. Verification of correct business name. The surveyor verified that he or she had reached the correct business, and if not, inquired about the correct contact information for the correct business. When the business name was not correct, surveyors asked if the respondent knew how to contact the business. CRI followed up with the desired company based on the new contact information (see areas “X” and “Y” of the availability survey instrument at the end of Appendix D).

3. Verification of work related to relevant projects. The surveyor asked whether the organization does work or provides materials related to construction, maintenance, or design on transportation-related projects (Question A1). Surveyors continued the survey with businesses that responded “yes” to that question.

4. Verification of for-profit business status. The surveyor asked whether the organization was a for-profit business as opposed to a government or not-for-profit entity (Question A2). Surveyors continued the survey with businesses that responded “yes” to that question.

5. Confirmation of main lines of business. Construction businesses confirmed their main lines of business according to work type categories related to construction (Question A3).⁵ All businesses also confirmed their main lines of business according to D&B (Question A4a). If D&B’s work specialization codes were incorrect, businesses then described their main lines of business (Question A4b). After the survey was complete, BBC coded new information on main lines of business into appropriate 8-digit D&B work specialization codes.

⁴ BBC also developed a fax and e-mail version of the survey instrument for business establishments that reported a preference to complete the survey in those formats.

⁵ Professional services businesses were not asked Question A3.

6. Sole location or multiple locations. Because the study team surveyed business establishments and not businesses or firms, the surveyor asked business owners or managers if their businesses had other locations (Question A5), and whether their establishments were affiliates or subsidiaries of other firms (Questions A8 and A9).

7. Past bids or work with government agencies and private sector organizations. The surveyor asked about bids and work on past government and private sector contracts. CRI asked those questions in connection with both prime contracts and subcontracts (Questions B1 through B8).

8. Qualifications and interest in future work. The surveyor asked about businesses' qualifications and interest in future work with the Port. CRI asked those questions in connection with both prime contracts and subcontracts (Questions B10 and B12).

9. Geographic areas. The surveyor asked questions about the geographic regions within the Seattle Metropolitan Area in which businesses serve customers (Questions C1a and C1c).

10. Year established. The surveyor asked businesses to identify the approximate year in which they were established (Question D1).

11. Largest contracts. The study team asked businesses to identify the value of the largest contract on which they had bid on or had been awarded in Washington during the past five years. CRI asked those questions for both prime contracts and subcontracts (Questions D2 through D4).

12. Ownership. The surveyor asked whether businesses were at least 51 percent owned and controlled by women and/or minorities. If businesses indicated that they were minority-owned, they were also asked about the race/ethnicity of ownership (Questions E1 through E3). The study team confirmed that information through several other data sources, including:

- Information from the Washington State Office of Minority and Women's Business Enterprises (OMWBE) Directory of Certified Firms;
- Port vendor data;
- Port staff review; and
- Information from D&B and other sources.

When information about race/ethnicity or gender of ownership conflicted between sources, the study team reconciled that information through follow-up telephone calls with the businesses.

13. Business size. The surveyor asked several questions about the size of businesses in terms of their revenues and number of employees. For businesses with multiple locations, the Business Size section also asked about their revenues and number of employees across all locations (Questions F1 through F6).

14. Potential barriers in the marketplace. The surveyor asked a series of questions concerning general insights about the marketplace and Port contracting practices (Questions G1a through G1j). The survey also included an open-ended question about the local marketplace (Question G2). In addition, the surveyor included a question asking whether respondents would be willing to participate in a follow-up interview about marketplace conditions (Question G3).

15. Contact information. The survey concluded by collecting complete contact information for the establishment and the individual who completed the survey (Questions H1 through H6).

D. Execution of Surveys

BBC held planning and training sessions both in person and via telephone with CRI executives and surveyors prior to conducting the availability surveys. CRI conducted the surveys in 2012, 2013, and 2014. CRI programmed the surveys, conducted them via telephone, and provided BBC with weekly data reports. To minimize non-response, CRI made at least five attempts on different times of day and on different days of the week to successfully reach each business establishment. CRI identified and attempted to survey an available company representative such as the owner, manager, chief financial officer, or other key official who could provide accurate and detailed responses to survey questions.

Establishments that the study team successfully contacted. Figure D-2 presents the disposition of the 8,859 business establishments that the study team attempted to contact for availability surveys and how that number resulted in the 2,890 establishments that the study team was able to successfully contact.

Figure D-2.
Disposition of
attempts to survey
business
establishments

Note:

CRI made up to five attempts to complete a survey with each establishment.

Source:

BBC Research & Consulting from 2012-2014 availability surveys.

	Number of establishments	Percent of business listings
Beginning list	8,859	
Less duplicate numbers	203	
Less non-working phone numbers	1,759	
Less wrong number/business	418	
Unique business listings with working phone numbers	6,479	100.0 %
Less no answer	796	12.3
Less could not reach responsible staff member	2,431	37.5
Less language barrier	48	0.7
Less unreturned fax/email	314	4.8
Establishments successfully contacted	2,890	44.6 %

Non-working or wrong phone numbers. Some of the business listings that the study team purchased from D&B and that CRI attempted to contact were:

- Duplicate phone numbers (203 listings);
- Non-working phone numbers (1,759 listings); or
- Wrong numbers for the desired businesses (418 listings).

Some non-working phone numbers and wrong numbers reflected firms going out of business or changing their names and phone numbers between the time that D&B listed them and the time that the study team attempted to contact them.

Working phone numbers. As shown in Figure D-2, there were 6,479 business establishments with working phone numbers that CRI attempted to contact. CRI was unsuccessful in contacting many of those businesses for various reasons:

- CRI could not reach anyone after five attempts at different times of the day and on different days of the week for 796 establishments.
- CRI could not reach a responsible staff member after five attempts at different times of the day on different days of the week for 2,431 establishments.
- CRI could not conduct the availability survey due to language barriers for 48 establishments.
- CRI sent hardcopy fax or e-mail availability surveys upon request but did not ultimately receive completed surveys from 314 establishments.

After taking those unsuccessful attempts into account, CRI was able to successfully contact 2,890 business establishments, or about 45 percent of establishments with valid phone listings.

Establishments included in the availability database. Figure D-3 presents the disposition of the 2,890 business establishments that CRI successfully contacted and how that number resulted in the 620 businesses that the study team included in the availability database.

**Figure D-3.
Disposition of
successfully
contacted business
establishments**

Source:
BBC Research & Consulting from
2012-2014 availability surveys.

	Number of establishments
Establishments successfully contacted	2,890
Less establishments not interested in discussing availability for local public agency work	973
Establishments that completed interviews about firm characteristics	1,917
Less no relevant work	1,137
Less not a for-profit business	16
Less line of work outside scope	32
Less no past bid/award	44
Less no interest in future work	21
Less established after the study period (2013)	1
Less multiple establishments	46
Establishments available for Port work	620

Establishments not interested in discussing availability for Port work. Of the 2,890 business establishments that the study team successfully contacted, 973 establishments were not interested in discussing their availability for Port work. In total, 1,917 (66%) successfully-contacted business establishments completed availability surveys.

Establishments available for Port work. The study team only deemed a portion of the business establishments that completed availability surveys as potentially available for the construction or construction-related professional services prime contracts and subcontracts that the Port awarded during the study period. The study team excluded many of the businesses that completed surveys from the availability database for various reasons:

- BBC excluded 1,137 establishments that indicated that their businesses were not involved in relevant contracting work.
- Of the establishments that completed availability surveys, 16 indicated that they were not a for-profit business. The survey ended when respondents reported that their establishments were not for-profit businesses.
- BBC excluded 32 establishments that indicated that their businesses were involved in construction or construction-related professional services work but reported that their main lines of business were outside of the study scope.
- BBC excluded 44 establishments that reported not having bid on or been awarded contracts in Washington within the past five years.
- BBC excluded 21 establishments that reported not being qualified or interested in either prime contracting or subcontracting opportunities with the Port or other local agencies.
- BBC excluded one business establishment that reported being established in October 2013 or later. That business establishment would not have been available for contract elements that the Port awarded during the study period.
- Forty-six establishments represented different locations of the same businesses. Prior to analyzing results, BBC combined responses from multiple locations of the same business into a single data record.

After those exclusions, BBC compiled a database of 620 businesses that are potentially available for Port work.

Coding responses from multi-location businesses. Responses from different locations of the same business were combined into a single, summary data record according to several rules:

- If any of the establishments reported bidding or working on a contract within a particular subindustry, the study team considered the business to have bid or worked on a contract in that subindustry.
- The study team combined the different roles of work that establishments of the same business reported (i.e., prime contractor or subcontractor) into a single response, again corresponding to the appropriate subindustry. For example, if one establishment reported that it works as a prime contractor and another establishment reported that it works as a

subcontractor, then the study team considered the business as available for both prime contracts and subcontracts within the relevant subindustry.

- Except when there were large discrepancies among individual responses regarding establishment dates, BBC used the earliest founding date that establishments of the same business provided. In cases of large discrepancies, BBC followed up with the business establishments to obtain accurate establishment date information.
- BBC considered the largest contract that any establishments of the same business reported having bid or worked on as the business' relative capacity (i.e., the largest contract for which the business could be considered available).
- BBC considered the largest revenue total that any establishments of the same business reported as the business' revenue cap (for purposes of determining status as potential Disadvantaged Business Enterprises (DBEs)).
- BBC determined the number of employees for businesses by calculating the mode or the mean of responses from its establishments.
- BBC coded businesses as minority- or women-owned if the majority of its establishments reported such status.

E. Additional Considerations Related to Measuring Availability

The study team made several additional considerations related to its approach to measuring availability, particularly as those considerations related to the Port's implementation of the Federal DBE program.

Not providing a count of all businesses available for Port work. The purpose of the availability surveys was to provide precise and representative estimates of the percentage of MBE/WBEs potentially available for Port work. The availability analysis did not provide a comprehensive listing of every business that could be available for Port work and should not be used in that way. Federal courts have approved the custom census approach to measuring availability that BBC used in this study. The United States Department of Transportation's (USDOT's) "Tips for Goals Setting in the Disadvantaged Business Enterprise (DBE) Program" also recommends a similar approach to measuring availability for agencies implementing the Federal DBE Program.⁶

Not basing the availability analysis on MBE/WBE or DBE directories, prequalification lists, or bidders lists. USDOT guidance for determining MBE/WBE availability recommends dividing the number of businesses in an agency's DBE directory by the total number of businesses in the marketplace, as reported in U.S. Census data. As another option, USDOT suggests using a list of prequalified businesses or a bidders list to estimate the availability of MBE/WBEs for an agency's prime contracts and subcontracts.

⁶ Tips for Goals Setting in the Disadvantaged Business Enterprise (DBE) Program, <http://www.osdbu.dot.gov/dbeprogram/tips.cfm>.

The primary reason why the study team rejected such approaches when measuring MBE/WBE availability for Port work is that dividing a simple count of certified DBEs by the total number of businesses does not provide the data on business characteristics that the study team desired for the disparity study. The methodology applied in this study takes a custom census approach to measuring availability and adds several layers of refinement to a simple head count approach. For example, the surveys provided data on qualifications, relative capacity, and interest in Port work for each business, which allowed the study team to take a more refined approach to measuring availability. Court cases involving implementation of the Federal DBE Program have approved the use of a custom census approach to measuring availability.

Note that BBC used MBE/WBE and DBE directories and other sources of information to confirm information about the race/ethnicity and gender of business ownership that it obtained from availability surveys.

Using D&B lists as the sample frame. BBC began its custom census approach by measuring availability with D&B business lists. D&B does not require firms to pay a fee to be included in its listings—it is completely free to listed firms. D&B provides the most comprehensive private database of business listings in the United States. Even so, the database does not include all establishments operating in the Seattle Metropolitan Area:

- There can be a lag between formation of a new business and inclusion in D&B, meaning that the newest businesses may be underrepresented in the sample frame. Based on information from BBC's survey effort, newly formed businesses are more likely to be minority- or women-owned, suggesting that MBE/WBEs might be underrepresented in the final availability database.
- Although D&B includes home-based businesses, those businesses are more difficult to identify and are thus somewhat less likely than other businesses to be included in D&B listings. Small, home-based businesses are more likely than large businesses to be minority- or women-owned, which again suggests that MBE/WBEs might be underrepresented in the final availability database.

BBC is not able to quantify how much, if any, underrepresentation of MBE/WBEs exists in the final availability database. However, BBC concludes that any such underrepresentation would be minor and would not have a meaningful effect on the availability and disparity analyses presented in this report. In addition, there are no alternative business listings that would better address such issues.

Selection of specific subindustries. Defining subindustries based on specific work specialization codes (e.g., NAICS, SIC, or D&B industry codes) is a standard step in analyzing businesses in an economic sector. Government and private sector economic data are typically organized according to such codes. As with any such research, there are limitations when choosing specific D&B work specialization codes to define sets of establishments to be surveyed. For example, it was not possible for BBC to include all businesses possibly doing work in the construction and construction-related professional services industries without conducting surveys with nearly every business in the relevant geographic market area.

In addition, some industry codes are imprecise and overlap with other business specialties, and D&B does not maintain an 8-digit level of detail for each firm in its database. Some businesses span several types of work, even at the 4-digit level of specificity. That overlap can make classifying firms into single main lines of business difficult and imprecise. When the study team asked business owners and managers to identify main lines of business, they often gave broad answers. For those and other reasons, BBC collapsed many of the work specialization codes into broader subindustries to more accurately classify firms in the availability database.

Non-response bias. An analysis of non-response bias considers whether businesses that were not successfully surveyed are systematically different from those that were successfully surveyed and included in the final data set. There are opportunities for non-response bias in any survey effort. The study team considered the potential for non-response bias due to:

- Research sponsorship;
- Work specializations; and
- Language barriers.

Research sponsorship. Surveyors introduced themselves by identifying the Port as the survey sponsor because businesses may be less likely to answer somewhat sensitive business questions if the surveyor was unable to identify the sponsor. In past survey efforts—particularly those related to availability studies—BBC has found that identifying the sponsor substantially increases response rate.

Work specializations. Businesses in highly mobile fields, such as trucking, may be more difficult to reach for availability surveys than businesses more likely to work out of fixed offices (e.g., engineering firms). That assertion suggests that response rates may differ by work specialization. Simply counting all surveyed businesses across work specializations to determine overall MBE/WBE availability would lead to estimates that were biased in favor of businesses that could be easily contacted by telephone.

However, work specialization as a potential source of non-response bias in the BBC availability analysis is minimized, because the availability analysis examines businesses within particular work fields before determining an MBE/WBE availability figure. In other words, the potential for trucking firms to be less likely to complete a survey is less important, because the percentage of MBE/WBE availability is calculated within trucking before being combined with information from other work fields in a dollar-weighted fashion. In this example, work specialization would be a greater source of non-response bias if particular subsets of trucking firms were less likely than other subsets to be easily contacted by telephone.

Language barriers. Port contracting documents are in English and are not in other languages. For that reason, the study team made the decision to only include businesses able to complete surveys in English in the availability analysis. Businesses unable to complete the survey due to language barriers represented less than one percent of the business list.

Response reliability. Business owners and managers were asked questions that may be difficult to answer, including questions about revenues and employment. For that reason, the study team collected corresponding D&B information for their establishments and asked respondents to confirm that information or provide more accurate estimates. Further, respondents were not typically asked to give absolute figures for difficult questions such as revenue and number of employees. Rather, they were given ranges of dollar figures and employment levels.

BBC explored the reliability of survey responses in a number of ways. For example:

- BBC reviewed data from the availability surveys in light of information from other sources such as the OMWBE Directory of Certified Firms and vendor information that the study team collected from the Port. For example, the OMWBE Directory of Certified Firms includes data on the race/ethnicity and gender of the owners of DBE-certified businesses. The study team compared survey responses concerning business ownership with OMWBE data.
- BBC examined Port contract data to further explore the largest contracts and subcontracts awarded to businesses that participated in the availability surveys. BBC compared survey responses about the largest contracts that businesses won during the past five years with actual Port contract data.
- The Port reviewed vendor data that the study team collected and compiled as part of the availability analysis and provided feedback regarding its accuracy.

Port of Seattle Disparity Study — Availability Survey Instrument [Construction]

Hello. My name is [interviewer name] from Customer Research International. We are calling on behalf of the Port of Seattle, which operates harbor facilities in the Seattle area and the Seattle-Tacoma International Airport.

This is not a sales call. The Port of Seattle is developing a list of companies involved in construction, maintenance, or design on a wide range of port- and airport-related projects. Who can I speak with to get the information we need from your firm?

[After reaching an appropriately senior staff member, the interviewer should re-introduce the purpose of the survey and begin with questions]

[IF ASKED, THE INFORMATION DEVELOPED IN THESE INTERVIEWS WILL ADD TO THE PORT OF SEATTLE'S EXISTING DATA ON COMPANIES INTERESTED IN WORKING WITH THE PORT]

X1. I have a few basic questions about your company and the type of work you do. Can you confirm that this is [firm name]?

1=RIGHT COMPANY – *SKIP TO A1*

2=NOT RIGHT COMPANY

99=REFUSE TO GIVE INFORMATION – *TERMINATE*

Y1. Can you give me any information about [firm name]?

1=Yes, same owner doing business under a different name – *SKIP TO Y4*

2=Yes, can give information about named company

3=Company bought/sold/changed ownership – *SKIP TO Y4*

98=No, does not have information – *TERMINATE*

99=Refused to give information – *TERMINATE*

Y3. Can you give me the complete address or city for [firm name]? – *SKIP TO Y5*

(NOTE TO INTERVIEWER - RECORD IN THE FOLLOWING FORMAT:

. STREET ADDRESS

. CITY

. STATE

. ZIP

1=VERBATIM

Y4. And what is the new name of the business that used to be [firm name]?

(ENTER UPDATED NAME)

1=VERBATIM

Y5. Can you give me the name of the owner or manager of the new business?

(ENTER UPDATED NAME)

1=VERBATIM

Y6. Can I have a telephone number for him/her?

(ENTER UPDATED PHONE)

1=VERBATIM

Y7. Can you give me the complete address or city for [new firm name]?

1=VERBATIM

Y8. Do you work for this new company?

1=YES

2=NO – *TERMINATE*

A1. First, I want to confirm that your firm does work or provides materials related to construction, maintenance, or design on transportation-related projects. Is this correct?

(NOTE TO INTERVIEWER – includes any work related to construction, maintenance or design such as building and parking facilities, paving and concrete, tunnels, bridges, roads, rail, and other transportation-related projects. it also includes trucking and hauling and any construction or engineering work for the Port of Seattle.)

(NOTE TO INTERVIEWER - includes having done work, trying to sell this work, or providing materials)

1=Yes

2=No - *TERMINATE*

A2. Let me confirm that [firm name / new firm name] is a business, as opposed to a non-profit organization, a foundation, or a government office. Is that correct?

1=Yes, a business

2=No, other - *TERMINATE*

A3. Next, we're interested in the types of work that [firm name / new firm name] performs. Does your firm do work in the area of:

[READ, MULTIPUNCH]

1 = Highway, street, and tunnel construction?

[NOTE TO INTERVIEWER: IF ASKED, THIS WORK AREA INCLUDES CEMENT CONCRETE CURB AND GUTTER; ASPHALT CONCRETE CURB AND GUTTER; CEMENT CONCRETE PAVING; ASPHALT CONCRETE PAVING; CONCRETE RESTORATION; CONCRETE SAWING, CORING, AND GROOVING; CONCRETE SURFACE TREATMENT; PRODUCTION AND PLACING OF CRUSHED MATERIALS; BITUMINOUS SURFACE TREATMENT; AND DRILLED LARGE DIAMETER SLURRY SHAFTS]

2 = Bridge and elevated highway construction?

[NOTE TO INTERVIEWER: IF ASKED, THIS WORK AREA INCLUDES BRIDGES AND STRUCTURES; STEEL FABRICATION; BRIDGE DECK REPAIR; PILED DRIVING; AND DECK SEAL]

3 = Excavation, grading, drainage, drilling, and demolition?

[NOTE TO INTERVIEWER: IF ASKED, THIS WORK AREA INCLUDES CLEARING, GRUBBING, GRADING, AND DRAINING; DEMOLITION; TUNNELS AND SHAFT EXCAVATION; GROUND MODIFICATION; ASBESTOS ABATEMENTS; DRILLING AND BLASTING; AND WELL DRILLING]

4 = Water and sewer lines?

[NOTE TO INTERVIEWER: IF ASKED, THIS WORK AREA INCLUDES SEWER AND WATER MAINS; AND WATER DISTRIBUTION AND IRRIGATION]

5 = Painting, striping, and marking?

[NOTE TO INTERVIEWER: IF ASKED, THIS WORK AREA INCLUDES PAINTING; PAVEMENT MARKING (EXCLUDING PAINTING); SANDBLASTING AND STEAM CLEANING; PAINT STRIPING; AND STRUCTURAL TILE CLEANING]

6 = Fencing, guardrails, barriers, and signs?

[NOTE TO INTERVIEWER: IF ASKED, THIS WORK AREA INCLUDES CONCRETE STRUCTURES EXCEPT BRIDGES; RIPRAP AND ROCK WALLS; SIGNING; FENCING; PRECAST MEDIAN BARRIERS; WIRE MESH SLOPE PROTECTION; PERMANENT TIE-BACK ANCHOR; GUARDRAIL; GABION AND GABION CONSTRUCTION; IMPACT ATTENUATORS; AND SLURRY DIAPHRAGM AND CUT-OFF WALLS]

7 = Electrical work, lighting, and signal systems?

[NOTE TO INTERVIEWER: IF ASKED, THIS WORK AREA INCLUDES ILLUMINATION AND GENERAL ELECTRIC; TRAFFIC SIGNALS; ELECTRONICS-FIBER OPTIC BASED COMMUNICATIONS SYSTEMS; AND INTELLIGENT TRANSPORTATION SYSTEMS (ITS)]

8 = Traffic control and flagging services?

9 = Trucking and hauling?

[NOTE TO INTERVIEWER: IF ASKED, THIS WORK AREA INCLUDES MATERIALS TRANSPORTING; HAZARDOUS WASTE REMOVAL; AND SEWAGE DISPOSAL]

10 = Plumbing and HVAC?

[NOTE TO INTERVIEWER: IF ASKED, THIS WORK AREA INCLUDES PLUMBING, HVAC, AND OTHER MECHANICAL WORK]

11 = Landscaping and erosion control?

[NOTE TO INTERVIEWER: IF ASKED, THIS WORK AREA INCLUDES EROSION CONTROL; LANDSCAPING; AND STREET CLEANING]

12 = Commercial and industrial building construction?

[NOTE TO INTERVIEWER: IF ASKED, THIS WORK AREA INCLUDES BUILDING CONSTRUCTION AND REMODELING]

13 = Railroad construction?

[NOTE TO INTERVIEWER: IF ASKED, THIS WORK AREA INCLUDES RAILROAD SUBGRADE CONSTRUCTION; PLACING OF BALLAST, TIES, AND TRACK; AND OTHER RAILROAD-RELATED WORK]

14 = Marine work and dredging?

15 = Engineering?

16 = Surveying?

A4a. Let me also confirm what kind of business this is. The information we have from Dun & Bradstreet indicates that your main line of business is [SIC Code description]. Is this correct?

(NOTE TO INTERVIEWER - IF ASKED, DUN & BRADSTREET OR D&B, IS A COMPANY THAT COMPILES BUSINESS INFORMATION THROUGHOUT THE COUNTRY)

1=Yes – SKIP TO A5

2=No

98=(DON'T KNOW)

99=(REFUSED)

A4b. What would you say is the main line of business at [firm name / new firm name]?

(NOTE TO INTERVIEWER: IF RESPONDENT INDICATES THAT FIRM'S MAIN LINE OF BUSINESS IS "GENERAL CONSTRUCTION" OR GENERAL CONTRACTOR," PROBE TO FIND OUT IF MAIN LINE OF BUSINESS IS CLOSER TO INDUSTRIAL BUILDING CONSTRUCTION OR HIGHWAY AND ROAD CONSTRUCTION.)

(ENTER VERBATIM RESPONSE)

1=VERBATIM

A5. Is this the sole location for your business, or do you have offices in other locations?

1=Sole location

2=Have other locations

98=(DON'T KNOW)

99=(REFUSED)

A8. Is your company a subsidiary or affiliate of another firm?

1=Independent – *SKIP TO B1*

2=Subsidiary or affiliate of another firm

98=(DON'T KNOW) – *SKIP TO B1*

99=(REFUSED) – *SKIP TO B1*

A9. What is the name of your parent company?

1=ENTER NAME

98=(DON'T KNOW)

99=(REFUSED)

A9. ENTER NAME OF PARENT COMPANY

1=VERBATIM

B1. Next, I have a few questions about your company's role in transportation-related construction, maintenance, or design. During the past five years, has your company submitted a bid or a price quote for any part of a contract for a state or local government agency in Washington?

1=Yes

2=No – *SKIP TO B3*

98=(DON'T KNOW) – *SKIP TO B3*

99=(REFUSED) – *SKIP TO B*

B2. Were those bids or price quotes to work as a prime contractor, a subcontractor, a trucker/hauler, or as a supplier?

[MULTIPUNCH]

1=Prime contractor

4=Supplier (or manufacturer)

2=Subcontractor

98=(DON'T KNOW)

3=Trucker/hauler

99=(REFUSED)

B3. During the past five years, has your company worked on any part of a contract for a state or local government agency in Washington?

1=Yes

2=No – *SKIP TO B5*

98=(DON'T KNOW) – *SKIP TO B5*

99=(REFUSED) – *SKIP TO B5*

B4. Did your company work on those contracts as a prime contractor, a subcontractor, a trucker/hauler, or as a supplier?

[MULTIPUNCH]

1=Prime contractor

4=Supplier (or manufacturer)

2=Subcontractor

98=(DON'T KNOW)

3=Trucker/hauler

99=(REFUSED)

B5. During the past five years, has your company submitted a bid or a price quote for any part of a contract for a private sector organization in Washington?

1=Yes

2=No – SKIP TO B7

98=(DON'T KNOW) – *SKIP TO B7*

99=(REFUSED) – *SKIP TO B7*

B6. Were those bids or price quotes to work as a prime contractor, a subcontractor, a trucker/hauler, or as a supplier?

[MULTIPUNCH]

1=Prime contractor

4=Supplier (or manufacturer)

2=Subcontractor

98=(DON'T KNOW)

3=Trucker/hauler

99=(REFUSED)

B7. During the past five years, has your company worked on any part of a contract for a private sector organization in Washington?

1=Yes

2=No – *SKIP TO B10*

98=(DON'T KNOW) – *SKIP TO B10*

99=(REFUSED) – *SKIP TO B10*

B8. Did your company work on those contracts as a prime contractor, a subcontractor, a trucker/hauler, or as a supplier?

[MULTIPUNCH]

1=Prime contractor

4=Supplier (or manufacturer)

2=Subcontractor

98=(DON'T KNOW)

3=Trucker/hauler

99=(REFUSED)

B10. Is your company qualified and interested in working with the Port of Seattle as a prime contractor?

1=Yes

2=No

98=(DON'T KNOW)

99=(REFUSED)

B12. Is your company qualified and interested in working with the Port of Seattle as a subcontractor, trucker/hauler, or supplier?

1=Yes

2=No

98=(DON'T KNOW)

99=(REFUSED)

Now I want to ask you about the geographic areas your company serves within Washington. As you answer, think about whether your company could be involved in potential transportation-related projects in that region.

C1a. Could your company do work in the Tacoma area?

[NOTE TO INTERVIEWER: IF ASKED, TACOMA IS IN PIERCE COUNTY.]

1=Yes

2=No

98=(DON'T KNOW)

99=(REFUSED)

C1c. Could your company do work in the Seattle and Everett areas?

[NOTE TO INTERVIEWER: IF ASKED, THE SEATTLE AND EVERETT AREAS INCLUDES KING AND SNOHOMISH COUNTIES.]

1=Yes

2=No

98=(DON'T KNOW)

99=(REFUSED)

D1. About what year was your firm established?

(RECORD FOUR-DIGIT YEAR, e.g., '1977')

9998 = (DON'T KNOW)

9999 = (REFUSED)

1=NUMERIC (1600-2008)

D2. In rough dollar terms, what was the largest transportation-related contract or subcontract your company won in Washington during the past five years?

(NOTE TO INTERVIEWER – IF ASKED, INCLUDES EITHER PRIVATE SECTOR OR PUBLIC SECTOR)

(NOTE TO INTERVIEWER - INCLUDES CONTRACTS NOT YET COMPLETE)

(NOTE TO INTERVIEWER - READ CATEGORIES IF NECESSARY)

1=\$100,000 or less

8=More than \$20 to \$50 million

2=More than \$100,000 to \$500,000

9=More than \$50 to \$100 million

3=More than \$500,000 to \$1 million

10= More than \$100 to \$200 million

4=More than \$1 to \$2 million

11=\$200 million or greater

5=More than \$2 to \$5 million

97=(NONE)

6=More than \$5 to \$10 million

98=(DON'T KNOW)

7=More than \$10 to \$20 million

99=(REFUSED)

D3. Was that the largest transportation-related contract or subcontract that your company bid on or submitted quotes for in Washington during the past five years?

1=Yes – *SKIP TO E1*

2=No

98=(DON'T KNOW) – *SKIP TO E1*

99=(REFUSED) – *SKIP TO E1*

D4. What was the largest transportation-related contract or subcontract that your company bid on or submitted quotes for in Washington during the past five years?

(NOTE TO INTERVIEWER – IF ASKED, INCLUDES EITHER PRIVATE SECTOR OR PUBLIC SECTOR)

(NOTE TO INTERVIEWER – READ CATEGORIES IF NECESSARY)

- | | |
|--------------------------------------|--------------------------------------|
| 1=\$100,000 or less | 8=More than \$20 to \$50 million |
| 2=More than \$100,000 to \$500,000 | 9=More than \$50 to \$100 million |
| 3=More than \$500,000 to \$1 million | 10= More than \$100 to \$200 million |
| 4=More than \$1 to \$2 million | 11=\$200 million or greater |
| 5=More than \$2 to \$5 million | 97=(NONE) |
| 6=More than \$5 to \$10 million | 98=(DON'T KNOW) |
| 7=More than \$10 to \$20 million | 99=(REFUSED) |

E1. My next questions are about the ownership of the business. A business is defined as woman-owned if more than half — that is, 51 percent or more — of the ownership and control is by women. By this definition, is [firm name / new firm name] a woman-owned business?

- 1=Yes
- 2=No
- 98=(DON'T KNOW)
- 99=(REFUSED)

E2. A business is defined as minority-owned if more than half — that is, 51 percent or more — of the ownership and control is African American, Asian, Hispanic, Native American or another minority group. By this definition, is [firm name || new firm name] a minority-owned business?

1=Yes

2=No – SKIP TO F1

3=(OTHER GROUP - SPECIFY)

98=(DON'T KNOW) – *SKIP TO F1*

99=(REFUSED) – *SKIP TO F1*

E2. OTHER GROUP - *SPECIFY*

1=VERBATIM

E2. OTHER GROUP - SPECIFY

1=VERBATIM

E3. Would you say that the minority group ownership of your company is mostly African American, Asian-Pacific American, Subcontinent Asian American, Hispanic American, or Native American?

1=African-American

2=Asian Pacific American (persons whose origins are from Japan, China, Taiwan, Korea, Burma (Myanmar), Vietnam, Laos, Cambodia(Kampuchea),Thailand, Malaysia, Indonesia, the Philippines, Brunei, Samoa, Guam, the U.S. Trust Territories of the Pacific Islands (Republic of Palau), the Commonwealth of the Northern Marianas Islands, Macao, Fiji, Tonga, Kiribati, Tuvalu, Nauru, Federated States of Micronesia, or Hong Kong)

3=Hispanic American (persons of Mexican, Puerto Rican, Cuban, Dominican, Central or South American, or other Spanish or Portuguese culture or origin, regardless of race)

4=Native American (American Indians, Eskimos, Aleuts, or Native Hawaiians)

5=Subcontinent Asian American (persons whose Origins are from India, Pakistan, Bangladesh, Bhutan, the Maldives Islands, Nepal or Sri Lanka)

6=(OTHER - SPECIFY)

98=(DON'T KNOW)

99=(REFUSED)

E3. OTHER - SPECIFY

1=VERBATIM

F1. Dun & Bradstreet indicates that your company has about [number] employees working out of just your location. Is that an accurate estimate of your company's average employees during the most recent three-year period?

(NOTE TO INTERVIEWER - INCLUDES EMPLOYEES WHO WORK AT THAT LOCATION AND THOSE WHO WORK FROM THAT LOCATION)

1=Yes – *SKIP TO F3*

2=No

98=(DON'T KNOW) – *SKIP TO F3*

99=(REFUSED) – *SKIP TO F3*

F2. About how many employees did you have working out of just your location, on average, during the most recent three-year period?

(RECORD NUMBER OF EMPLOYEES)

1=NUMERIC (1-999999999)

F3. Dun & Bradstreet lists the average annual gross revenue of your company, just considering your location, to be [dollar amount]. Is that an accurate estimate for your company's average annual gross revenue during the most recent three-year period?

1=Yes – *SKIP TO F5*

2=No

98=(DON'T KNOW) – *SKIP TO F5*

99=(REFUSED) – *SKIP TO F5*

F4. Roughly, what was the average annual gross revenue of your company, just considering your location, during the most recent three-year period? Would you say . . . (READ LIST)

- | | |
|-----------------------------------|-----------------------------------|
| 1=Less than \$1 Million | 6=\$14.1 Million - \$18.5 Million |
| 2=\$1 Million - \$4.5 Million | 7=\$18.6 Million - \$22.4 Million |
| 3=\$4.6 Million - \$7 Million | 8=\$22.5 Million or more |
| 4=\$7.1 Million - \$12 Million | 98= (DON'T KNOW) |
| 5=\$12.1 Million - \$14.0 Million | 99= (REFUSED) |

F5. About how many employees did you have, on average, for all of your locations during the most recent three-year period? – ONLY ASK IF A5 = 2

- 1=(ENTER RESPONSE)
- 98=(DON'T KNOW)
- 99=(REFUSED)

F5. RECORD NUMBER OF EMPLOYEES – ONLY ASK IF A5 = 2

- 1=VERBATIM

F6. Roughly, what was the average annual gross revenue of your company, for all of your locations during the most recent three-year period? Would you say . . . (READ LIST) – ONLY ASK IF A5 = 2

- | | |
|-----------------------------------|-----------------------------------|
| 1=Less than \$1 Million | 6=\$16.6 Million - \$18.5 Million |
| 2=\$1 Million - \$4.5 Million | 7=\$18.6 Million - \$22.4 Million |
| 3=\$4.6 Million - \$7 Million | 8=\$22.5 Million or more |
| 4=\$7.1 Million - \$12 Million | 98= (DON'T KNOW) |
| 5=\$12.1 Million - \$16.5 Million | 99= (REFUSED) |

Finally, we're interested in whether your company has experienced barriers or difficulties associated with starting or expanding a business in your industry or with obtaining work. Think about your experiences in the Seattle Metropolitan area within the past five years as we ask you these questions.

G1a. Has your company experienced any difficulties in obtaining lines of credit or loans?

1=Yes

2=No

98=(DON'T KNOW)

99=(DOES NOT APPLY)

G1b. Has your company obtained or tried to obtain a bond for a project?

1=Yes

2=No - *SKIP TO G1d*

98=(DON'T KNOW) - *SKIP TO G1d*

99=(DOES NOT APPLY) - *SKIP TO G1*

G1c. Has your company experienced any difficulties obtaining bonds needed for a project?

1=Yes

2=No

98=(DON'T KNOW)

99=(DOES NOT APPLY)

G1d. Have any insurance requirements on projects presented a barrier to bidding?

1=Yes

2=No

98=(DON'T KNOW)

99=(DOES NOT APPLY)

G1e. Has the size of projects presented a barrier to bidding?

1=Yes

2=No

98=(DON'T KNOW)

99=(DOES NOT APPLY)

G1f. Has your company experienced any difficulties learning about bid opportunities with the Port of Seattle?

1=Yes

2=No

98=(Don't know)

99=(Does not apply)

G1h. Has your company experienced any difficulties with learning about bid opportunities in the private sector in the Seattle Metropolitan area?

1=Yes

2=No

98=(DON'T KNOW)

99=(DOES NOT APPLY)

G1i. Has your company experienced any difficulties learning about subcontracting opportunities in the Seattle Metropolitan area?

1=Yes

2=No

98=(Don't know)

99=(Does not apply)

G1j. Has your company experienced any difficulties receiving payment in a timely manner?

1=Yes

2=No

98=(DON'T KNOW)

99=(DOES NOT APPLY)

G2. Finally, we're asking for general insights on starting and expanding a business in your industry or winning work in the Seattle Metropolitan area. Do you have any thoughts to offer on these topics?

1=VERBATIM (PROBE FOR COMPLETE THOUGHTS)

97=(NOTHING/NONE/NO COMMENTS)

98=(DON'T KNOW)

99=(REFUSED)

G3. Would you be willing to participate in a follow-up interview about any of these issues?

1=Yes

2=No

98=(DON'T KNOW)

99=(REFUSED)

H1. Just a few last questions. What is your name?

(RECORD FULL NAME)

1=VERBATIM

H2. What is your position at [firm name / new firm name]?

1=Receptionist

6=Assistant to Owner/CEO

2=Owner

7=Sales manager

3=Manager

8=Office manager

4=CFO

9=President

5=CEO

9=(OTHER - SPECIFY)

99=(REFUSED)

H2. OTHER - SPECIFY

1=VERBATIM

H3. For purposes of receiving information from the Port of Seattle, is your mailing address [firm address]:

1=Yes – *SKIP TO H5*

2=No

98=(DON'T KNOW)

99=(REFUSED)

H4. What mailing address should they use to get any materials to you?

1=VERBATIM

H5. What fax number could the Port of Seattle use to fax any materials to you?

1=NUMERIC (1000000000-9999999999)

H6. What e-mail address could the Port of Seattle use to get any materials to you?

1=ENTER E-MAIL

97=(NO EMAIL ADDRESS)

98=(DON'T KNOW)

99=(REFUSED)

H6. (RECORD EMAIL ADDRESS) (VERIFY ADDRESS LETTER BY LETTER: EXAMPLE: 'John@CRI-RESEARCH.COM' SHOULD BE VERIFIED AS: J-O-H-N-at-C-R-I-hyphen-R-E-S-E-A-R-C-H-dot-com)

1=VERBATIM

Thank you very much for your participation. If you have any questions, please contact Mian Rice at Port of Seattle at 206-787-7951 or via email at rice.m@portseattle.org.

APPENDIX E.

Entry and Advancement in the Seattle Metropolitan Area Construction and Engineering Industries

Business ownership often results from an individual entering an industry as an employee and then advancing within that industry. Within the entry and advancement process, there may be some barriers that limit opportunities for minorities and women. Appendix E uses 1980 and 2000 Census data as well as 2009-2011 American Community Survey (ACS) data to analyze education, employment, and workplace advancement—all factors that may influence whether individuals form construction or engineering businesses—in the Seattle Metropolitan Area.^{1,2} BBC studied barriers to entry into construction and engineering separately, because entrance requirements and opportunities for advancement differ for those industries.

Construction Industry

BBC examined how education, training, employment, and advancement may have affected the number of businesses that individuals of different races/ethnicities and genders owned in the Seattle Metropolitan Area construction industry in 1980, 2000, and 2009 through 2011.

Education. Formal education beyond high school is not a prerequisite for most construction jobs. For that reason, the construction industry often attracts individuals who have lower levels of educational attainment. Most construction industry employees in the Seattle Metropolitan Area do not have a four-year college degree. Based on the 2009-2011 ACS, 35 percent of workers in the Seattle Metropolitan Area construction industry were high school graduates with no post-secondary education and 15 percent had not finished high school. Only 16 percent of those working in the Seattle Metropolitan Area construction industry had a four-year college degree or higher compared to 38 percent of all workers.

Race/ethnicity. Hispanic Americans working in the Seattle Metropolitan Area were especially unlikely to have a post-secondary education. In 2009 through 2011, only 16 percent of all Hispanic American workers 25 and older in the Seattle Metropolitan Area held at least a four-year college degree, far below the figure for non-Hispanic whites working in the region (40%). The percentage of Black American (22%) and Native American (22%) workers in the Seattle Metropolitan Area with a four-year college degree was also substantially lower than that of non-Hispanic whites in 2009 through 2011. Based on educational requirements of entry-level jobs

¹ In Appendix E and other appendices that present information about local marketplace conditions, information for “engineering” refers to architectural, engineering, and related services. In the 2000 Census industrial classification system, “Architectural, engineering and related services” was coded as 729. In the 2009-2011 ACS, the same industry was coded as 7290.

² For the purposes of this study, the Seattle Metropolitan Area is defined as King, Pierce, and Snohomish counties.

and the limited education beyond high school for many Black Americans, Native Americans, and Hispanic Americans in the Seattle Metropolitan Area, one would expect a relatively high representation of those groups in the local construction industry, particularly in entry-level positions.

In contrast to Black Americans, Hispanic Americans, and Native Americans, a relatively large proportion of Asian-Pacific American workers (41%) and Subcontinent Asian American workers (74%) age 25 and older in the Seattle Metropolitan Area had four-year college degrees in 2009 through 2011. Given the high levels of education for Asian-Pacific Americans and Subcontinent Asian Americans, the representation of those groups in the local construction industry might be lower than that of non-Hispanic whites.

Gender. Female workers age 25 and older in the Seattle Metropolitan Area achieved a similar level of education, on average, as men. Based on 2009 through 2011 data, 41 percent of female workers and 40 percent of male workers age 25 and older had at least a four-year college degree.

Apprenticeship and training. Training in the construction industry is largely on-the-job or offered through trade schools and apprenticeship programs. Entry-level jobs for workers out of high school are often for laborers, helpers, or apprentices. More skilled positions in the construction industry may require additional training through a technical or trade school, an apprenticeship, or another employer-provided training program. Apprenticeship programs can be developed by employers, trade associations, trade unions, or other groups. Workers can enter apprenticeship programs from high school or trade school. Apprenticeships have traditionally been three- to five-year programs that combine on-the-job training with classroom instruction.³ Opportunities for those programs across race/ethnicity are discussed later in Appendix E.

Employment. With educational attainment for minorities and women as context, the study team examined employment in the Seattle Metropolitan Area construction industry. Figure E-1 presents data from 1980, 2000, and 2009 through 2011 to compare the demographic composition of the construction industry with the total workforce in the Seattle Metropolitan Area, Washington, and the United States as a whole.

³ Bureau of Labor Statistics, U.S. Department of Labor. 2006-07. "Construction." *Career Guide to Industries*. <http://www.bls.gov/oco/cg/cgs003.htm> (accessed February 15, 2007).

Figure E-1.
Demographics of workers in construction and all industries, 1980, 2000, and 2009-2011

Seattle Metropolitan Area	All industries			Construction		
	1980 (n= 53,471)	2000 (n=74,555)	2009-11 (n=53,463)	1980 (n=3,441)	2000 (n=5,076)	2009-11 (n=3,423)
Race/ethnicity						
Black American	4.0 %	5.0 %	5.8 %	2.2 % **	2.9 % **	3.1 % **
Asian-Pacific American	3.5	8.5	11.7	0.9 **	2.8 **	4.1 **
Subcontinent Asian American	0.1	0.7	1.7	0.1 **	0.1	0.2 **
Hispanic American	2.0	4.8	7.9	1.6	6.3 **	13.3 **
Native American	1.0	1.9	1.7	1.1	1.9	2.1
Other minority group	0.1	0.6	0.2	0.2	0.7	0.2
Total minority	10.7 %	21.5 %	29.2 %	6.1 %	14.5 %	23.0 %
Non-Hispanic white	89.3	78.5	70.8	93.9 **	85.5 **	77.0 **
Total	100.0 %	100.0 %	100.0 %	100.0 %	100.0 %	100.0 %
Gender						
Female	41.7 %	45.7 %	46.2 %	8.3 % **	12.8 % **	11.8 % **
Male	58.3	54.3	53.8	91.7 **	87.2 **	88.2 **
Total	100.0 %	100.0 %	100.0 %	100.0 %	100.0 %	100.0 %
Washington	All industries			Construction		
	1980 (n= 99,341)	2000 (n=148,859)	2009-11 (n=102,372)	1980 (n=7,147)	2000 (n=10,598)	2009-11 (n=6,938)
Race/ethnicity						
Black American	2.5 %	3.4 %	4.0 %	1.4 % **	1.8 % **	2.0 % **
Asian-Pacific American	2.4	5.9	8.0	0.5 **	1.9 **	2.7 **
Subcontinent Asian American	0.1	0.5	1.1	0.1	0.0	0.1 **
Hispanic American	2.7	6.4	9.9	2.0 **	5.7	11.0
Native American	1.3	2.3	2.2	1.5	2.7	2.5
Other minority group	0.1	0.5	0.2	0.1	0.6	0.3
Total minority	9.0 %	19.0 %	25.3 %	5.7 %	12.6 %	18.7 %
Non-Hispanic white	91.0	81.0	74.7	94.3 **	87.4 **	81.3 **
Total	100.0 %	100.0 %	100.0 %	100.0 %	100.0 %	100.0 %
Gender						
Female	40.8 %	45.8 %	46.3 %	8.7 % **	11.8 % **	11.7 % **
Male	59.2	54.2	53.7	91.3 **	88.2 **	88.3 **
Total	100.0 %	100.0 %	100.0 %	100.0 %	100.0 %	100.0 %
United States	All industries			Construction		
	1980 (n=5,287,471)	2000 (n=6,832,970)	2009-11 (n=1,521,561)	1980 (n=330,464)	2000 (n=480,280)	2009-11 (n=98,508)
Race/ethnicity						
Black American	10.1 %	10.9 %	11.9 %	7.4 % **	6.2 % **	6.0 % **
Asian-Pacific American	1.4	3.4	4.3	0.6 **	1.2 **	1.6 **
Subcontinent Asian American	0.2	0.7	1.1	0.1 **	0.2 **	0.3 **
Hispanic American	5.7	10.7	15.4	5.9 **	15.0 **	23.8 **
Native American	0.6	1.2	1.1	0.9 **	1.6 **	1.3 **
Other minority group	0.1	0.4	0.2	0.1	0.4	0.2
Total minority	18.1 %	27.3 %	34.1 %	14.9 %	24.5 %	33.2 %
Non-Hispanic white	81.9	72.7	65.9	85.1 **	75.5 **	66.8 **
Total	100.0 %	100.0 %	100.0 %	100.0 %	100.0 %	100.0 %
Gender						
Female	42.2 %	46.5 %	47.2 %	0.8 % **	9.9 % **	9.0 % **
Male	57.8	53.5	52.8	92.1 **	90.1 **	91.0 **
Total	100.0 %	100.0 %	100.0 %	92.9 %	100.0 %	100.0 %

Note: ** Denotes that the difference in proportions between workers in the construction industry and all industries for the given Census/ACS year is statistically significant at the 95% confidence level.

Source: BBC Research & Consulting from 1980 and 2000 U.S. Census 5% sample and 2009-2011 ACS Public Use Microdata samples. The raw data extracts were obtained through the IPUMS program of the MN Population Center: <http://usa.ipums.org/usa/>.

Race/ethnicity. Based on 2009-2011 ACS data, 23 percent of people working in the Seattle Metropolitan Area construction industry were minorities compared to only 15 percent in 2000. Much of that increase was due to an increase in the number of Hispanic American construction workers. Considering 2009 through 2011 data on the workforce in the Seattle Metropolitan Area construction industry:

- 13 percent was made up of Hispanic Americans;
- 4 percent was made up of Asian-Pacific Americans;
- 3 percent was made up of Black Americans;
- 2 percent was made up of Native Americans; and
- Less than 1 percent was made up of Subcontinent Asian Americans and other minorities.

Hispanic Americans in the Seattle Metropolitan Area made up a larger percentage of workers in construction (13%) than in the entire workforce as a whole (8%). In contrast, Black Americans, Asian-Pacific Americans, and Subcontinent Asian Americans working in the Seattle Metropolitan Area were less likely to work in construction than all industries considered together.

Average educational attainment of Black Americans is consistent with requirements for construction jobs so education does not explain the relatively low number of Black American workers in the Seattle Metropolitan Area construction industry. Several studies throughout the United States have argued that race discrimination by construction unions has contributed to the low employment of Black Americans in construction trades, a position that is discussed later in Appendix E.⁴

Asian-Pacific Americans made up 4 percent of the construction workforce and 12 percent of all workers in the Seattle Metropolitan Area in 2009 through 2011. The fact that Asian-Pacific Americans were more likely than other groups to go to college in 2009 through 2011 may explain part of that difference.

Overall, the percentage of construction workers who are minorities has increased in the Seattle Metropolitan Area over the past three decades (6% in 1980, 15% in 2000, and 23% in 2009 through 2011), as has the percentage of all Seattle Metropolitan Area workers who are minorities (11% in 1980, 22% in 2000, and 29% in 2009 through 2011).

Gender. There were large differences between the percentage of all workers who were women and the percentage of construction workers who were women in the Seattle Metropolitan Area in 2009 through 2011. During those years, women represented 46 percent of all workers in the Seattle Metropolitan Area but only 12 percent of construction workers. That difference was similar to differences that the study team observed for Washington and the United States as a whole.

⁴ Waldinger, Roger and Thomas Bailey. 1991. "The Continuing Significance of Race: Racial Conflict and Racial Discrimination in Construction." *Politics & Society*, 19(3).

Academic research concerning the affect of race- and gender-based discrimination.

There is a substantial academic literature that has examined whether race- or gender-based discrimination affects opportunities for minorities and women to enter construction trades in the United States. Many studies indicate that race- and gender-based discrimination affects opportunities for minorities and women in the construction industry. The literature concerning women in construction trades has identified substantial barriers to entry and advancement due to gender discrimination and sexual harassment.⁵ Research concerning highway construction projects in three major U.S. cities (Boston, Los Angeles, and Oakland) identified evidence of prevailing attitudes that women do not belong in construction, and that such discrimination was worse for women of color than for white women.⁶

Importance of unions to entry in the construction industry. Labor researchers characterize construction as a historically volatile industry that is sensitive to business cycles, making the presence of labor unions important for stability and job security within the industry.⁷ The temporary nature of construction work results in uncertain job prospects, and the relatively high turnover of laborers presents a disincentive for construction firms to invest in training. Some researchers have claimed that constant turnover has lent itself to informal recruitment practices and nepotism, compelling laborers to tap social networks for training and work. Those researchers blame the importance of social networks for the high degree of ethnic segmentation in the construction industry.⁸ They argue that Black Americans and other minorities faced long-standing historical barriers to entering the industry, because they have been unable to integrate themselves into traditionally white social networks that exist in the construction industry.⁹

Construction unions aim to provide a reliable source of labor for employers and preserve job opportunities for workers by formalizing the recruitment process; coordinating training and apprenticeships; enforcing standards of work; and mitigating wage competition. The unionized sector of the construction industry would seemingly be the best road for Black Americans and other underrepresented groups into the industry. However, some researchers have identified racial discrimination by trade unions that has historically prevented minorities from obtaining employment in skilled trades.¹⁰ Some researchers argue that union discrimination has taken place in a variety of forms, including the following examples:

⁵ See, for example, Erickson, Julia A and Donna E. Palladino. 2009. "Women Pursuing Careers in Trades and Construction." *Journal of Career Development*. 36(1): 68-89.

⁶ Note that interviews with women took place between 1996 and 1999. Price, Vivian, 2002. "Race, Affirmative Action and Women's Participation in U.S. Highway Construction." *Feminist Economics*. 8(2), 87-113.

⁷ Applebaum, Herbert. 1999. *Construction Workers, U.S.A.* Westport: Greenwood Press.

⁸ Waldinger, Roger and Thomas Bailey. 1991. "The Continuing Significance of Race: Racial Conflict and Racial Discrimination in Construction." *Politics & Society*, 19(3).

⁹ Feagin, Joe R. and Nikitah Imani. 1994. "Racial Barriers to African American Entrepreneurship: An Exploratory Study." *Social Problems*. 41(4): 562-584.

¹⁰ U.S. Department of Justice. 1996. Proposed Reforms to Affirmative Action in Federal Procurement. 61 FR 26042.

- Unions have used admissions criteria that adversely affect minorities. In the 1970s, federal courts ruled that standardized testing requirements for unions unfairly disadvantaged minority applicants who had less exposure to testing. In addition, the policies that required new union members to have relatives who were already in the union perpetuated the effects of past discrimination.¹¹
- Of those minority individuals who are admitted to unions, a disproportionately low number are admitted into union-coordinated apprenticeship programs. Apprenticeship programs are an important means of producing skilled construction laborers, and the reported exclusion of Black Americans from those programs has severely limited their access to skilled occupations in the construction industry.¹²
- Although formal training and apprenticeship programs exist within unions, most training of union members takes place informally through social networking. Nepotism characterizes the unionized sector of the construction industry as it does the non-unionized sector, and that practice favors a white-dominated status quo.¹³
- Traditionally, white unions have been successful in resisting policies designed to increase Black American participation in training programs. The political strength of unions in resisting affirmative action in construction has hindered the advancement of Black Americans in the industry.¹⁴
- Discriminatory practices in employee referral procedures, including apportioning work based on seniority, have precluded minority union members from having the same access to construction work as their white counterparts.¹⁵
- According to testimony from Black American union members, even when unions implement meritocratic mechanisms of apportioning employment to laborers, white workers are often allowed to circumvent procedures and receive preference for construction jobs.¹⁶

However, more recent research suggests that the relationship between minorities and unions has been changing. As a result, historical observations may not be indicative of current dynamics in construction unions. Recent studies focusing on the role of unions in apprenticeship programs have compared minority and female participation and graduation rates for apprenticeships in joint programs (that unions and employers organize together) with rates in employer-only

¹¹ *Ibid.* See *United States v. Iron Workers Local 86* (1971), *Sims v. Sheet Metal Workers International Association* (1973), and *United States v. International Association of Bridge, Structural and Ornamental Iron Workers* (1971).

¹² Applebaum. 1999. *Construction Workers*, U.S.A.

¹³ *Ibid.* 299. A high percentage of skilled workers reported having a father or relative in the same trade. However, the author suggests this may not be indicative of current trends.

¹⁴ Waldinger and Bailey. 1991. "The Continuing Significance of Race: Racial Conflict and Racial Discrimination in Construction."

¹⁵ U.S. Department of Justice. 1996. Proposed Reforms to Affirmative Action in Federal Procurement. 61 FR 26042. See *United Steelworkers of America v. Weber* (1979) and *Taylor v. United States Department of Labor* (1982).

¹⁶ Feagin and Imani. 1994. "Racial Barriers to African American Entrepreneurship: An Exploratory Study." *Social Problems*. 41 (4): 562-584.

programs. Many of those studies conclude that the impact of union involvement is generally positive or neutral for minorities and women, compared to non-Hispanic white males:

- Glover and Bilginsoy (2005) analyzed apprenticeship programs in the U.S. construction industry during the period 1996 through 2003. Their dataset covered about 65 percent of apprenticeships during that time. The authors found that joint programs had “much higher enrollments and participation of women and ethnic/racial minorities” and exhibited “markedly better performance for all groups on rates of attrition and completion” compared to employer-run programs.¹⁷
- In a similar analysis focusing on female apprentices, Bilginsoy and Berik (2006) found that women were most likely to work in highly-skilled construction professions as a result of enrollment in joint programs as opposed to employer-run programs. Moreover, the effect of union involvement in apprenticeship training was higher for Black American women than for white women.¹⁸
- A recent study on the presence of Black Americans and Hispanic Americans in apprenticeship programs found that Black Americans were 8 percent more likely to be enrolled in a joint program than in an employer-run program. However, Hispanic Americans were less likely to be in a joint program than in an employer-run program.¹⁹ Those data suggest that Hispanic Americans may be more likely than Black Americans to enter the construction industry without the support of a union.

Other data also indicate a more productive relationship between unions and minority workers than that which may have prevailed in the past. For example, 2012 Current Population Survey (CPS) data indicate that union membership rates for Black Americans is slightly higher than for non-Hispanic whites and union membership rates for Hispanic Americans are similar to those of non-Hispanic whites.²⁰ The CPS asked participants, “Are you a member of a labor union or of an employee association similar to a union?” CPS data showed union membership to be 13 percent for Black American workers, 10 percent for Hispanic American workers, and 11 percent for non-Hispanic white workers. In the construction industry, the union membership rates for both Black American workers and non-Hispanic white workers is 17 percent but the rate for Hispanic construction workers is only 8 percent.

Although union membership and union program participation varies based on race/ethnicity, the causes of those differences and their effects on employment in the construction industry are unresolved. Research is especially limited on the impact of unions on Asian American employment. It is unclear from past studies whether unions presently help or hinder equal

¹⁷ Glover, Robert and Bilginsoy, Cihan. 2005. “Registered Apprenticeship Training in the U.S. Construction Industry.” *Education & Training*, Vol. 47, 4/5, p 337.

¹⁸ Günseli Berik, Cihan Bilginsoy. 2006. “Still a wedge in the door: women training for the construction trades in the USA”, *International Journal of Manpower*, Vol. 27 Iss: 4, pp.321 - 341

¹⁹ Bilginsoy, Cihan. 2005. “How Unions Affect Minority Representation in Building Trades Apprenticeship Programs.” *Journal of Labor Research*, 57(1).

²⁰ 2012 Current Population Survey (CPS), Merged Outgoing Rotation Groups, U.S. Census Bureau and Bureau of Labor Statistics.

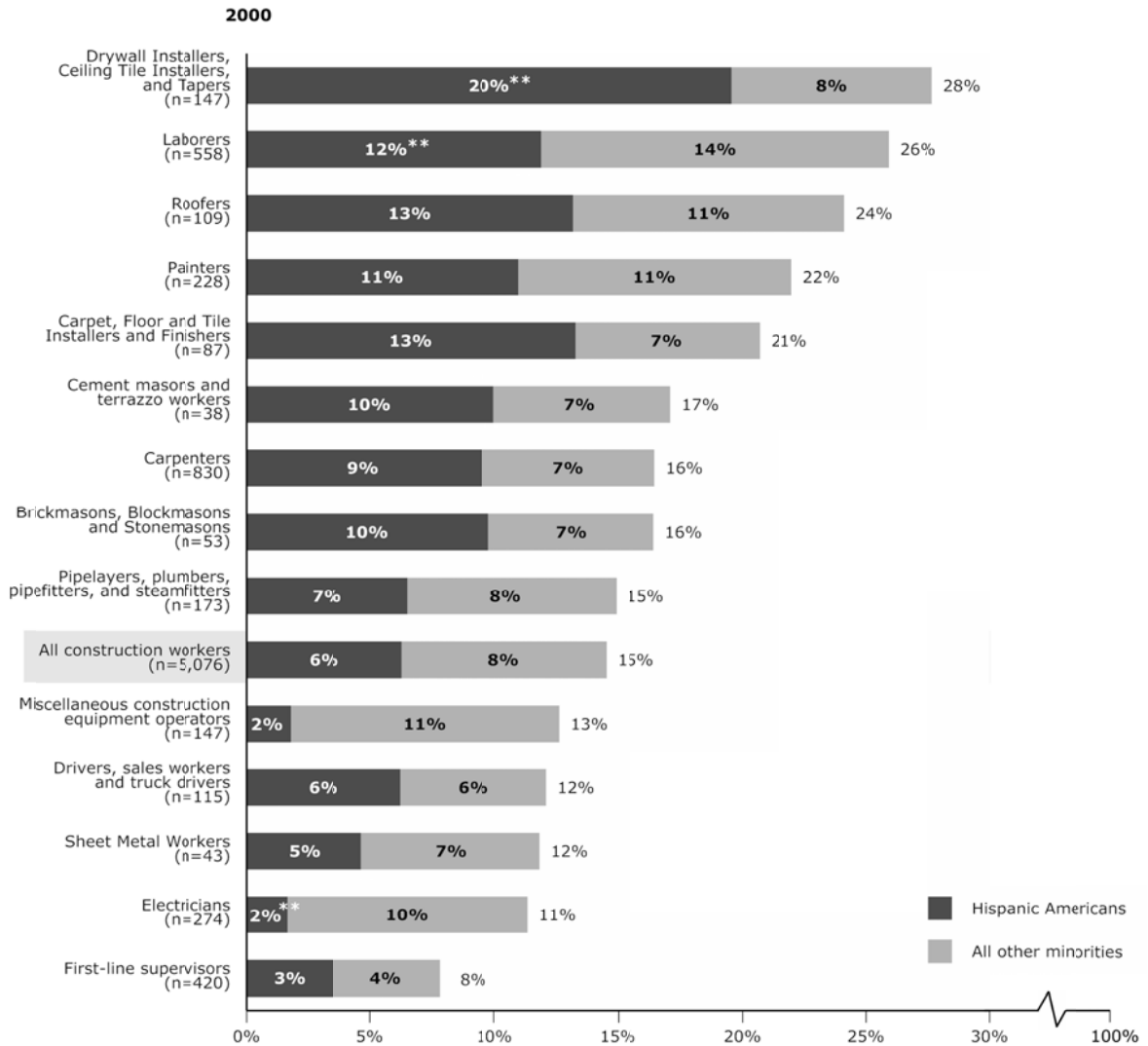
opportunity in construction and whether effects in the Seattle Metropolitan Area are different from other parts of the country. In addition, the current research indicates that the effects of unions on entry into the construction industry may be different for different minority groups.

Advancement. To research opportunities for advancement in the Seattle Metropolitan Area construction industry, the study team examined the representation of minorities and women in construction occupations defined by the U.S. Bureau of Labor Statistics.²¹ Appendix I provides full descriptions of construction trades with large enough sample sizes for analysis in the 2000 Census and 2009-2011 ACS.

Racial/ethnic composition of construction occupations. Figures E-2 and E-3 summarize the race/ethnicity of workers in select construction-related occupations in the Seattle Metropolitan Area, including low-skill occupations (e.g., construction laborers), higher-skill construction trades (e.g., electricians), and supervisory roles. Figure E-2 and E-3 present those data for 2000 and 2009 through 2011, respectively.

²¹ Bureau of Labor Statistics, U.S. Department of Labor. 2001. "Standard Occupational Classification Major Groups." http://www.bls.gov/soc/soc_majo.htm (accessed February 15, 2007).

Figure E-2.
Minorities as a percentage of selected construction occupations in the
Seattle Metropolitan Area, 2000

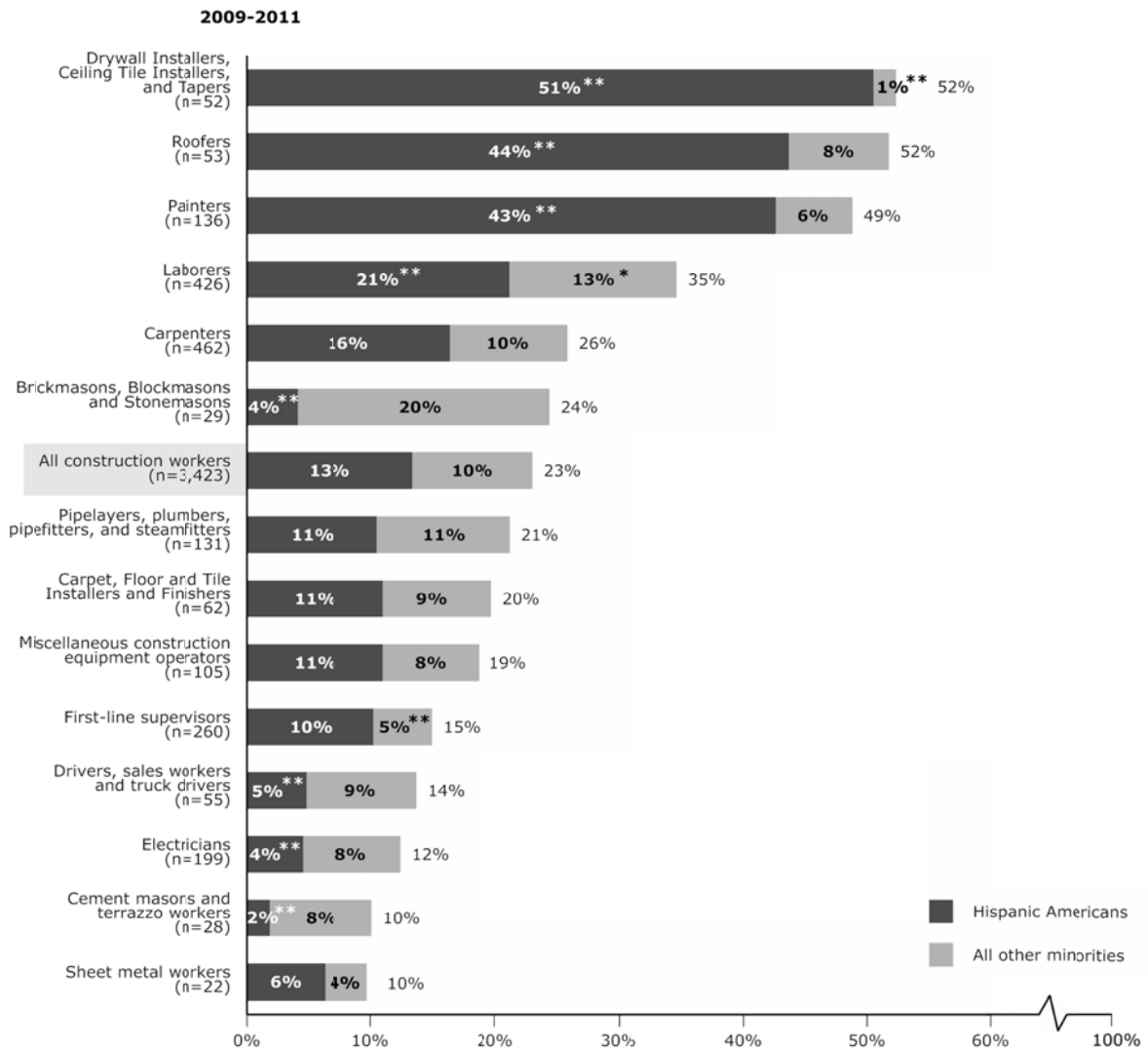


Note: ** Denotes that the difference in proportions between all workers in the construction industry and those in specific occupations is statistically significant at the 95% confidence level.

Crane and tower operators; dredge, excavating and loading machine and dragline operators; paving, surfacing and tamping equipment operators; and miscellaneous construction equipment operators were combined into the single category of equipment operators.

Source: BBC Research & Consulting from 2000 U.S. Census 5% sample Public Use Micro-sample data. The raw data extract was obtained through the IPUMS program of the MN Population Center: <http://usa.ipums.org/usa/>.

Figure E-3.
Minorities as a percentage of selected construction occupations in the Seattle Metropolitan Area, 2009-2011



Note: ** Denotes that the difference in proportions between all workers in the construction industry and those in specific occupations is statistically significant at the 95% confidence level.

Crane and tower operators; dredge, excavating and loading machine and dragline operators; paving, surfacing and tamping equipment operators; and miscellaneous construction equipment operators were combined into the single category of equipment operators.

Source: BBC Research & Consulting from 2009-2011 American Community Survey data. The raw data extract was obtained through the IPUMS program of the MN Population Center: <http://usa.ipums.org/usa/>.

Based on 2000 Census and 2009-2011 ACS data, there are large differences in the racial/ethnic makeup of workers in various construction trades in the Seattle Metropolitan Area. Overall, minorities comprised 15 percent of construction workers in 2000 and 23 percent of construction workers in 2009 through 2011. Minorities comprised a relatively large share of the workforce of:

- Drywall, ceiling tile installers, and tapers (28% in 2000 and 52% in 2009 through 2011);

- Construction laborers (26% in 2000 and 35% in 2009 through 2011);
- Roofers (24% in 2000 and 52% in 2009 through 2011); and
- Painters (22% in 2000 and 49% in 2009 through 2011).

Some occupations had relatively low representations of minorities, including:

- Drivers, sales workers, and truck drivers (12% in 2000 and 14% in 2009 through 2011);
- Electricians (11% in 2000 and 12% in 2009 through 2011); and
- Sheet metal workers (12% in 2000 and 10 in 2009 through 2011).

About 8 percent of first-line supervisors were minorities in 2000, less than the total percentage of Seattle Metropolitan Area construction workers who were minorities (15%). Minorities made up a larger percentage of first-line supervisors (15%) in 2009 through 2011, but that percentage was still less than the total percentage of construction workers who were minorities during those years (23%).

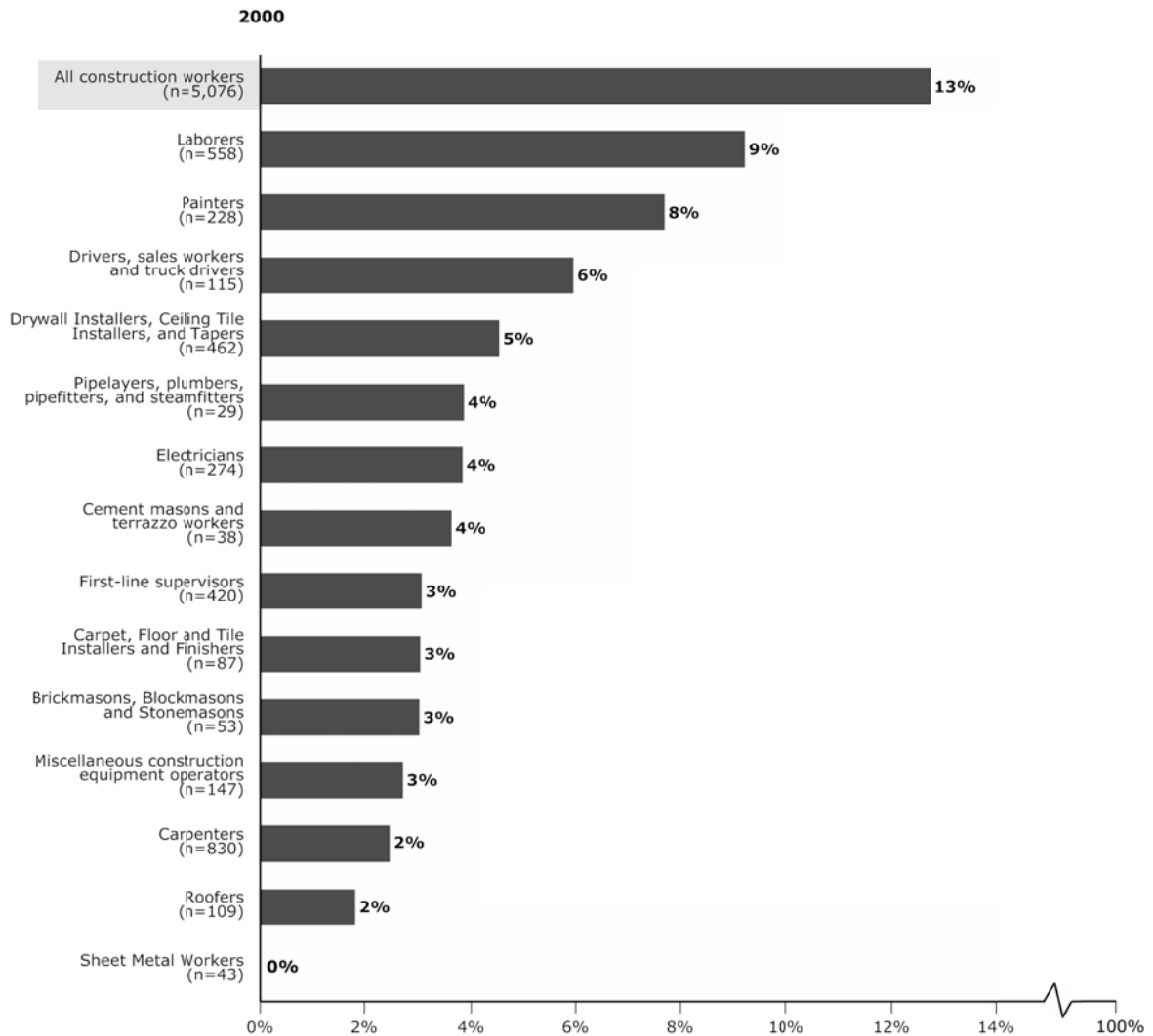
The majority of minorities working in the Seattle Metropolitan Area construction industry in 2009 through 2011 were Hispanic Americans. The representation of Hispanic Americans was substantially larger among drywall, ceiling tile installers, and tapers (51%); roofers (44%); painters (43%); and construction laborers (21%) than among all construction workers (13%). Those occupations tend to be low-skill occupations. Only 10 percent of first-line supervisors were Hispanic American in the Seattle Metropolitan Area in 2009 through 2011.

Gender composition of construction occupations. The study team also analyzed the proportion of women in construction-related occupations. Figures E-4 and E-5 summarize the gender of workers in select construction-related occupations for 2000 and 2009 through 2011, respectively. Overall, only about 13 percent of construction workers in the Seattle Metropolitan Area were women in 2000 and 12 percent were women in 2009 through 2011.

In both 2000 and 2009 through 2011, less than 4 percent of workers were women in the following trades:

- Roofers;
- Brickmasons, blockmasons, and stonemasons;
- Carpet, floor and tile installers, and finishers;
- Carpenters;
- Equipment operators; and
- Sheet metal workers.

Figure E-4.
Women as a percentage of construction workers in selected occupations in the Seattle Metropolitan Area, 2000

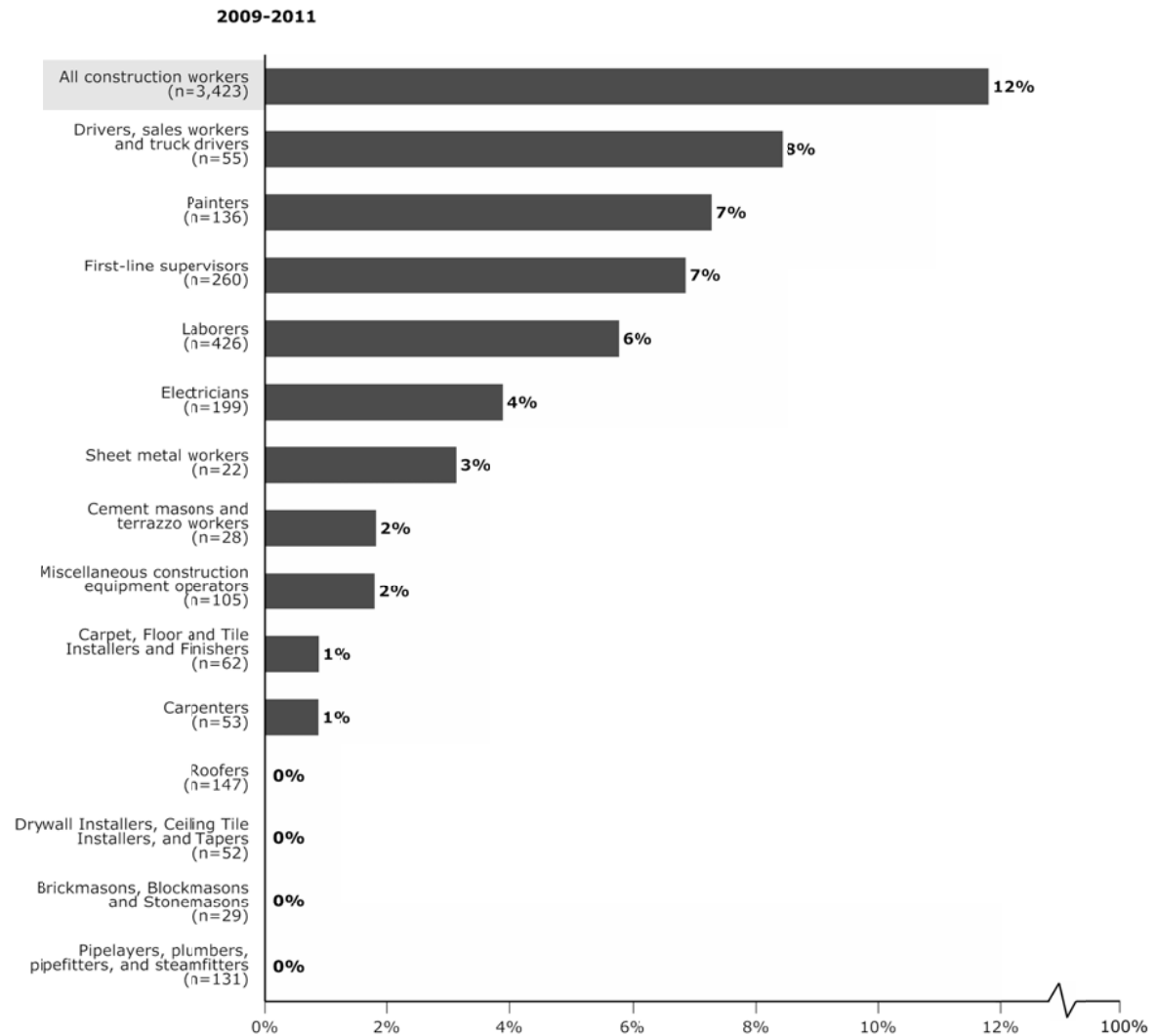


Note: ** Denotes that the difference in proportions between all workers in the construction industry and those in specific occupations is statistically significant at the 95% confidence level.

Crane and tower operators; dredge, excavating and loading machine and dragline operators; paving, surfacing and tamping equipment operators; and miscellaneous construction equipment operators were combined into the single category of equipment operators.

Source: BBC Research & Consulting from 2000 U.S. Census 5% sample Public Use Micro-sample data. The raw data extract was obtained through the IPUMS program of the MN Population Center: <http://usa.ipums.org/usa/>.

Figure E-5.
Women as a percentage of construction workers in selected occupations in the Seattle Metropolitan Area, 2009-2011



Note: ** Denotes that the difference in proportions between all workers in the construction industry and those in specific occupations is statistically significant at the 95% confidence level.

Crane and tower operators; dredge, excavating and loading machine and dragline operators; paving, surfacing and tamping equipment operators; and miscellaneous construction equipment operators were combined into the single category of equipment operators.

Source: BBC Research & Consulting from 2009-2011 American Community Survey data. The raw data extract was obtained through the IPUMS program of the MN Population Center: <http://usa.ipums.org/usa/>.

Among all of the individual occupations listed in Figures E-4 and E-5, the following occupations showed an increase in the representation of women between 2000 and 2009 through 2011:

- Drivers, sales workers, and truck drivers;
- Sheet metal workers; and
- First-line supervisors.

Despite an increase in the representation of women among first-line supervisors in 2009 through 2011 (7% compared to 3% in 2000), that percentage was still less than the total percentage of construction workers who were women during those years (12%).

Percentage of minorities and women who are managers. To further assess advancement opportunities for minorities and women in the Seattle Metropolitan Area construction industry, the study team examined differences between groups in the proportion of construction workers who reported being managers. Figure E-6 presents the percentage of construction workers who reported being construction managers in 1980, 2000, and 2009 through 2011 for the Seattle Metropolitan Area, Washington, and the United States as a whole by racial/ethnic and gender group.

Racial/ethnic composition of managers. In 2009 through 2011, about 11 percent of non-Hispanic whites in the Seattle Metropolitan Area construction industry were managers. Compared with non-Hispanic whites, a smaller percentage of all minority groups were managers in the Seattle Metropolitan Area construction industry. However, only the difference for Hispanic Americans was statistically significant, in part due to the small sample sizes of other minority groups. Only 2 percent of Hispanic Americans working in the Seattle Metropolitan Area construction industry were managers, compared to 11 percent of non-Hispanic whites.

In the state of Washington as a whole, there were statistically significant differences in the percentage of construction workers who worked as managers for Asian-Pacific Americans, Hispanic Americans, and Native Americans when compared to non-Hispanic whites.

Gender composition of managers. Female construction workers were less likely than their male counterparts to be managers in both 2000 and in 2009 through 2011 in the Seattle Metropolitan Area, Washington, and the United States as a whole. In the Seattle Metropolitan Area in 2009 through 2011, 6 percent of female construction workers were managers compared to 10 percent of male construction workers.

Engineering Industry

BBC also examined the representation of minorities and females working in the Seattle Metropolitan Area engineering industry.

Education. In contrast to the construction industry, lack of educational attainment may preclude workers' entry into the engineering industry because many occupations require at least a four-year college degree and some require licensure. According to the 2009-2011 ACS, 73 percent of individuals working in the Seattle Metropolitan Area engineering industry had at least a four-year college degree. Eighty-five percent of civil engineers had at least a four-year college degree. Barriers to education can restrict employment opportunities, advancement opportunities, and, ultimately, business ownership. Any disparities in business ownership rates

in engineering-related work could have resulted from the lack of sufficient education for particular racial/ethnic and gender groups.²²

Figure E-6.
Percentage of construction workers who worked as a manager, 1980, 2000, and 2009-2011

Note:

** Denotes that the difference in proportions between the minority group and non-Hispanic whites (or between females and males) for the given Census/ACS year is statistically significant at the 95% confidence level.

Source:

BBC Research & Consulting from the 2000 U.S. Census 5% sample and 2009-2011 ACS Public Use Microdata samples. The raw data extracts were obtained through the IPUMS program of the MN Population Center:
<http://usa.ipums.org/usa/>.

Seattle Metropolitan Area	1980	2000	2009-2011
Race/ethnicity			
Black American	5.3 %	1.9 % **	6.5 %
Asian-Pacific American	3.2	6.0	7.1
Subcontinent Asian American	0.0	0.0	0.0
Hispanic American	5.6	1.2 **	2.2 **
Native American	2.6	7.5	8.5
Other minority group	0.0	8.8	0.0
Non-Hispanic white	5.6	10.3	11.2
Gender			
Female	7.4 %	5.4 % **	6.0 % **
Male	5.4	9.8	10.1
All individuals	5.5 %	9.3 %	9.6 %
Washington	1980	2000	2009-2011
Race/ethnicity			
Black American	5.0 %	1.9 % **	5.3 %
Asian-Pacific American	2.6	5.5	5.6 **
Subcontinent Asian American	0.0	0.0	0.0
Hispanic American	2.8	1.9 **	1.9 **
Native American	1.9 **	4.3	5.1 **
Other minority group	0.0	8.4	0.0
Non-Hispanic white	5.2	9.2	10.3
Gender			
Female	6.4 %	4.7 % **	5.2 % **
Male	4.9	8.9	9.5
All individuals	10.1 %	8.4 %	9.0 %
United States	1980	2000	2009-2011
Race/ethnicity			
Black American	1.5 % **	3.1 % **	4.2 % **
Asian-Pacific American	4.2	7.7	7.4 **
Subcontinent Asian American	5.7	11.7	8.1
Hispanic American	2.0 **	2.5 **	2.7 **
Native American	2.5 **	4.6 **	5.7 **
Other minority group	4.8	6.2	5.2
Non-Hispanic white	4.9	7.5	8.7
Gender			
Female	5.7 % **	4.1 % **	5.0 % **
Male	4.4	6.7	7.1
All individuals	4.5 %	6.5 %	6.9 %

²² Feagin, Joe R. and Nikitah Imani. 1994. "Racial Barriers to African American Entrepreneurship: An Exploratory Study." *Social Problems*. 42 (4): 562-584.

Based on 2000 Census data and 2009-2011 ACS data, Figure E-7 presents the percentage of workers age 25 and older with at least a four-year college degree in the Seattle Metropolitan Area, Washington, and the United States as a whole. The level of education necessary to work in the engineering industry may partially restrict employment opportunities for Black Americans, Hispanic Americans, and Native Americans. For each of those groups, the percentage of workers age 25 or older with a bachelor's degree or higher was substantially lower than that of non-Hispanic whites in the Seattle Metropolitan Area, the State of Washington, and in the United States for 2000 and 2009 through 2011.

Figure E-7.
Percentage of all workers 25 and older with at least a four-year degree, 2000 and 2009-2011

Note:

** Denotes that the difference in proportions between the minority and non-Hispanic white groups (or female and male gender groups) for the given Census/ACS year is statistically significant at the 95% confidence level.

Source:

BBC Research & Consulting from 2000 U.S. Census 5% sample and 2009-2011 ACS Public Use Micro-sample data. The raw data extracts were obtained through the IPUMS program of the MN Population Center: <http://usa.ipums.org/usa/>.

Seattle Metropolitan Area	2000	2009-2011
Race/ethnicity		
Black American	24.1 % **	25.4 % **
Asian-Pacific American	41.4	44.9
Subcontinent Asian American	65.5 **	77.6 **
Hispanic American	19.6 **	19.0 **
Native American	21.9 **	25.7 **
Other minority group	30.9	36.6
Non-Hispanic white	39.0	43.0
Gender		
Female	36.7 % **	41.4 % **
Male	38.2	40.3
Washington	2000	2009-2011
Race/ethnicity		
Black American	24.5 % **	26.2 % **
Asian-Pacific American	39.7 **	42.9 **
Subcontinent Asian American	64.7 **	76.4 **
Hispanic American	12.8 **	13.7 **
Native American	17.7 **	21.1 **
Other minority group	27.2	33.4
Non-Hispanic white	33.7	36.9
Gender		
Female	31.7 % **	35.7 % **
Male	32.8	34.5
United States	2000	2009-2011
Race/ethnicity		
Black American	19.1 % **	23.1 % **
Asian-Pacific American	45.4 **	48.9 **
Subcontinent Asian American	68.4 **	74.2 **
Hispanic American	13.4 **	15.5 **
Native American	17.3 **	20.6 **
Other minority group	30.0 **	37.2
Non-Hispanic white	32.5	36.9
Gender		
Female	29.3 % **	34.2 % **
Male	30.2	31.9

Race/ethnicity. In the Seattle Metropolitan Area, about 43 percent of all non-Hispanic white workers age 25 and older had at least a four-year degree in 2009 through 2011. For other racial/ethnic groups, education data for the Seattle Metropolitan Area indicated that:

- About 25 percent of Black Americans had at least a four-year college degree;
- Only 19 percent of Hispanic Americans had at least a four-year college degree; and
- About 26 percent of Native Americans had at least a four-year college degree.

Some minority groups in the Seattle Metropolitan Area were more likely than non-Hispanic whites to be college graduates in 2009 through 2011—45 percent of Asian-Pacific Americans and 78 percent of Subcontinent Asian Americans had at least a four-year college degree. In the Seattle Metropolitan Area, all minority groups except Hispanic Americans showed an increase between 2000 and 2009 through 2011 in the proportion of workers with a bachelor's degree. In both Washington and the United States as a whole, all minority groups, including Hispanic Americans, showed an increase between 2000 and 2009 through 2011 in the proportion of workers with a bachelor's degree.

Gender. In the Seattle Metropolitan Area in 2000, about 37 percent of women and 38 percent of men had at least a four-year college degree. In 2009 through 2011, 41 percent of women and 40 percent of men had a bachelor's degree.

Additional indices of educational attainment. A 2010 report by the National Center for Education Statistics examined the educational attainment and performance of students in the United States by race/ethnicity. Despite increases in the number of students of each race/ethnicity group who have completed high school and have pursued a postsecondary education, disparities persist in a number of key performance indicators among non-Hispanic whites, Asian Americans, Black Americans, Hispanic Americans, and Native Americans.

Some of the results from the report that were related to high school student achievement include the following:

- **Reading.** On the 2007 National Assessment of Educational Progress (NAEP) reading assessment, 40 percent of non-Hispanic white 8th graders scored at or above “proficient,” compared to only 13 percent of Black American, 15 percent of Hispanic American, and 18 percent of Native American 8th grade students. The percentage of Asian American 8th graders who exhibited “proficient” scores (41%) was similar to that of non-Hispanic whites. Results for 12th graders were similar—higher percentages of non-Hispanic white (43%) and Asian American (36%) students scored at or above “proficient” compared with their Black American (16%), Hispanic American (20%), and Native American (26%) peers.
- **Mathematics.** On the NAEP mathematics assessment conducted in 2009 (for 8th graders) and 2005 (for 12th graders), a higher proportion of Asian American students in both 8th and 12th grade scored at or above “proficient” than all other racial/ethnic groups. Among 8th graders, 54 percent of Asian American students met the proficiency benchmark compared to 44 percent of non-Hispanic white, 12 percent of Black American, 17 percent of Hispanic American, and 18 percent of Native American students. Proficiency was lower for all groups in 12th grade but similar disparities persisted.

- **College readiness.** Diversity among SAT and ACT college entrance exam test-takers increased substantially between 1998 and 2008, but differences in performance on those exams persisted. Average scores for non-Hispanic whites and Asian Americans were substantially higher than average scores for Black Americans, Hispanic Americans, and Native Americans. The same organization that administers the ACT also measures “college readiness” in English, Mathematics, Reading, and Science using a benchmark score—the minimum score in each subject area that indicates a 50 percent chance of obtaining a “B” or higher or a 75 percent chance of obtaining a “C” or higher in corresponding college-level courses. A higher percentage of Asian Americans (33%) and non-Hispanic whites (27%) who took the ACT in 2008 met the benchmark score in all four subject areas than any other racial/ethnic group. Only 3 percent of Black Americans, 10 percent of Hispanic Americans, and 11 percent of Native Americans taking the ACT met the college readiness benchmark in all four subjects.²³

The report also considered trends in postsecondary education among different racial/ethnic groups:

- **College participation.** The college participation rate, defined as the percentage of 18 to 24 year olds enrolled in 2-year or 4-year colleges or universities, was higher in 2008 than in 1980 for non-Hispanic whites, Black Americans, and Hispanic Americans. Even so, the participation rate in 2008 for non-Hispanic whites (44%) was substantially higher than for Black Americans (32%), Hispanic Americans (26%), and Native Americans (22%). Although there was no measurable increase in the college participation rate for Asian Americans between 1990 and 2008, that group maintained the highest overall college participation rate at 58 percent.²⁴
- **Engineering-related degrees.** Approximately 5 percent of all bachelor’s degrees awarded in 2007 through 2008 were in engineering and engineering technologies. Asian Americans exhibited the highest percentage of bachelor’s degrees awarded in engineering (9%) and Black Americans exhibited the lowest percentage (3%). Four percent of bachelor’s degrees awarded to Hispanic Americans and Native Americans and 5 percent of bachelor’s degrees awarded to non-Hispanic whites were in engineering and engineering technologies. Those trends were similar for master’s and doctoral degrees.

Engineering Industry Employment. After consideration of educational opportunities and attainment for minorities and women, the study team examined the race/ethnicity and gender composition of workers in the engineering industry in Seattle Metropolitan Area. Figure E-8 compares the demographic composition of workers in the Seattle Metropolitan Area engineering industry to that of all workers in the Seattle Metropolitan Area who are 25 years or older and have a college degree. Results are presented for 1980, 2000, and 2009 through 2011.

²³ BBC examined college readiness benchmarks for Washington students graduating in 2012 who took the ACT as sophomores, juniors, or seniors, and results were similar.

²⁴ College participation data for Asian Americans were not available for 1980.

Figure E-8.
Demographic distribution of engineering-related workers and workers 25 and older with a four-year college degree in all industries, 1980, 2000, and 2009-2011

Seattle Metropolitan Area	Workers 25+ with college degree			Engineering industry workforce		
	1980 (n=11,042)	2000 (n=23,656)	2009-11 (n=20,211)	1980 (n=481)	2000 (n=994)	2009-11 (n=741)
Race/ethnicity						
Black American	2.0 %	3.1 %	3.4 %	1.0 % **	1.6 %	1.2 % **
Asian-Pacific American	4.9	9.2	12.9	6.9	9.8	9.7 **
Subcontinent Asian American	0.2	1.2	3.4	0.2	1.1	1.0 **
Hispanic American	1.2	2.2	3.4	1.0	2.5	4.6
Native American	0.3	1.1	1.1	0.6	0.6	0.7
Other minority group	<u>0.1</u>	<u>0.5</u>	<u>0.2</u>	<u>0.2</u>	<u>0.4</u>	<u>0.3</u>
Total minority	8.8 %	17.2 %	24.4 %	10.0 %	16.0 %	17.5 %
Non-Hispanic white	91.2	82.8	75.6	90.0	84.0	82.5 **
Total	100.0 %	100.0 %	100.0 %	100.0 %	100.0 %	100.0 %
Gender						
Female	33.7 %	44.3 %	46.4 %	21.4 % **	31.7 % **	32.6 % **
Male	66.3	55.7	53.6	78.6 **	68.3 **	67.4 **
Total	100.0 %	100.0 %	100.0 %	100.0 %	100.0 %	100.0 %
Washington	Workers 25+ with college degree			Engineering industry workforce		
	1980 (n=18,139)	2000 (n=38,976)	2009-11 (n=32,701)	1980 (n=744)	2000 (n=1,745)	2009-11 (n=1,306)
Race/ethnicity						
Black American	1.5 %	2.4 %	2.8 %	0.9 %	1.1 % **	1.3 % **
Asian-Pacific American	3.6	7.1	9.9	5.6 **	7.1	7.4 **
Subcontinent Asian American	0.2	1.0	2.4	0.1	1.0	0.9 **
Hispanic American	1.2	2.2	3.5	1.1	2.7	4.2
Native American	0.5	1.2	1.3	0.9	1.1	1.5
Other minority group	<u>0.1</u>	<u>0.4</u>	<u>0.2</u>	<u>0.5</u>	<u>0.4</u>	<u>0.3</u>
Total minority	7.1 %	14.4 %	20.0 %	9.3 %	13.4 %	15.7 %
Non-Hispanic white	92.9	85.6	80.0	90.7 **	86.6	84.3 **
Total	100.0 %	100.0 %	100.0 %	100.0 %	100.0 %	100.0 %
Gender						
Female	33.0 %	44.5 %	46.6 %	20.8 % **	28.5 % **	29.4 % **
Male	67.0	55.5	53.4	79.2 **	71.5 **	70.6 **
Total	100.0 %	100.0 %	100.0 %	100.0 %	100.0 %	100.0 %
United States	Workers 25+ with college degree			Engineering industry workforce		
	1980 (n=858,511)	2000 (n=1,631,919)	2009-11 (n=452,049)	1980 (n=28,869)	2000 (n=58,221)	2009-11 (n=15,919)
Race/ethnicity						
Black American	5.3 %	6.8 %	8.1 %	3.1 % **	4.2 % **	4.7 % **
Asian-Pacific American	2.7	5.2	6.6	2.8	4.6 **	6.0 **
Subcontinent Asian American	0.6	1.7	2.7	1.1 **	1.3 **	1.8 **
Hispanic American	2.5	4.4	6.9	3.5 **	5.5 **	7.6 **
Native American	0.3	0.7	0.7	0.3 **	0.7	0.8
Other minority group	<u>0.1</u>	<u>0.4</u>	<u>0.2</u>	<u>0.1</u>	<u>0.4</u>	<u>0.2</u>
Total minority	11.4 %	19.1 %	25.2 %	10.9 %	16.7 %	21.3 %
Non-Hispanic white	88.6	80.9	74.8	88.9	83.3 **	78.7 **
Total	100.0 %	100.0 %	100.0 %	99.8 %	100.0 %	100.0 %
Gender						
Female	34.7 %	45.6 %	48.8 %	21.1 % **	26.0 % **	27.1 % **
Male	65.3	54.4	51.2	78.9 **	74.0 **	72.9 **
Total	100.0 %	100.0 %	100.0 %	100.0 %	100.0 %	100.0 %

Note: ** Denotes that the difference in proportions between engineers and workers in all industry groups for the given Census/ACS year is statistically significant at the 95% confidence level.

The engineering-related industry in 2000 and 2009-2011 is "architectural, engineering, and related services," and in 1980 is "engineering, architectural and surveying services." Though closely related, the groups are not exactly comparable.

Source: BBC Research & Consulting from 1980 and 2000 U.S. Census 5% sample and 2009-2011 ACS Public Use Micro-sample data. The raw data extracts were obtained through the IPUMS program of the MN Population Center: <http://usa.ipums.org/usa/>.

Race/ethnicity. In 2009 through 2011, about 18 percent of the workforce in the Seattle Metropolitan Area engineering industry was made up of minorities. Of that workforce:

- About 1 percent was made up of Black Americans;
- About 10 percent was made up of Asian-Pacific Americans;
- About 1 percent was made up of Subcontinent Asian Americans;
- About 5 percent was made up of Hispanic Americans; and
- About 1 percent was made up of Native Americans.

Other minorities comprised less than one half of one percent of the Seattle Metropolitan Area engineering workforce in 2009 through 2011.

In 2009 through 2011, minorities as a single group comprised a smaller percentage of workers in engineering-related industries (18%) than all workers 25 and older with a four-year college degree (24%). In particular, Subcontinent Asian Americans made up 3 percent of workers with a college degree but only 1 percent of engineering workers. Black Americans also made up 3 percent of workers with a four-year college degree but only 1 percent of workers in the engineering industry. Asian-Pacific Americans also had a smaller representation among engineers (10%) than they did among all workers with a college degree (13%). Both Hispanic Americans and Native Americans comprised a similar percentage of workers in the engineering industry and of workers with a college degree in all industries.

Gender. Compared to their representation among workers 25 and older with a college degree in all industries, relatively few women work in the engineering industry. In 2009 through 2011, women represented about 46 percent of all workers with a four-year college degree but only 33 percent of engineering-related workers in the Seattle Metropolitan Area.

Civil Engineering Employment. The study team also examined the number of minorities and women among civil engineers in the Seattle Metropolitan Area in 1980, 2000, and 2009 through 2011. Figure E-9 presents those results. Overall, in 2009 through 2011, the percentage of civil engineers who were minorities (28%) was largely consistent with the percentage of all Seattle Metropolitan Area workers with college degrees who were minorities (24%). That result is similar to Washington and the United States as a whole where the percentage of civil engineers who were minorities (23% and 24%, respectively) was similar to the percentage of all workers with college degrees who were minorities (20% and 25%, respectively).

Only 18 percent of civil engineers in the Seattle Metropolitan Area were women in 2009 through 2011, far less than the percentage of all workers with college degrees that were women (46%).

Figure E-9.
Demographics of civil engineers and workers 25 and older with a college degree,
1980, 2000, and 2009-2011

Seattle Metropolitan Area	Workers 25+ with college degree			Civil engineering workforce		
	1980 (n=11,042)	2000 (n=23,656)	2009-11 (n=20,211)	1980 (n=139)	2000 (n=253)	2009-11 (n=204)
Race/ethnicity						
Black American	2.0 %	3.1 %	3.4 %	1.4 %	3.2 %	3.5 %
Asian-Pacific American	4.9	9.2	12.9	5.8	14.1	13.2
Subcontinent Asian American	0.2	1.2	3.4	0.7	1.1	3.0
Hispanic American	1.2	2.2	3.4	1.4	2.5	6.2
Native American	0.3	1.1	1.1	0.0	0.6	2.3
Other minority group	0.1	0.5	0.2	0.0	0.7	0.0
Total minority	8.8 %	17.2 %	24.4 %	9.4 %	22.1 %	28.3 %
Non-Hispanic white	91.2	82.8	75.6	90.6	77.9	71.7
Total	100.0 %	100.0 %	100.0 %	100.0 %	100.0 %	100.0 %
Gender						
Female	33.7 %	44.3 %	46.4 %	4.3 % **	18.1 % **	17.5 % **
Male	66.3	55.7	53.6	95.7 **	81.9 **	82.5 **
Total	100.0 %	100.0 %	100.0 %	100.0 %	100.0 %	100.0 %
Washington	Workers 25+ with college degree			Civil engineering workforce		
	1980 (n=18,139)	2000 (n=38,976)	2009-11 (n=32,701)	1980 (n=267)	2000 (n=437)	2009-11 (n=358)
Race/ethnicity						
Black American	1.5 %	2.4 %	2.8 %	0.7 %	2.3 %	2.4 %
Asian-Pacific American	3.6	7.1	9.9	4.5	9.4	9.9
Subcontinent Asian American	0.2	1.0	2.4	0.7	0.8	2.2
Hispanic American	1.2	2.2	3.5	0.7	3.2	5.9 **
Native American	0.5	1.2	1.3	1.1	1.2	2.6
Other minority group	0.1	0.4	0.2	0.0	0.4	0.0
Total minority	7.1 %	14.4 %	20.0 %	7.9 %	17.4 %	23.1 %
Non-Hispanic white	92.9	85.6	80.0	92.1	82.6	76.9
Total	100.0 %	100.0 %	100.0 %	100.0 %	100.0 %	100.0 %
Gender						
Female	33.0 %	44.5 %	46.6 %	4.5 % **	14.4 % **	15.7 % **
Male	67.0	55.5	53.4	95.5 **	85.6 **	84.3 **
Total	100.0 %	100.0 %	100.0 %	100.0 %	100.0 %	100.0 %
United States	Workers 25+ with college degree			Civil engineering workforce		
	1980 (n=858,511)	2000 (n=1,631,919)	2009-11 (n=452,049)	1980 (n=10,088)	2000 (n=12,912)	2009-11 (n=3,295)
Race/ethnicity						
Black American	5.3 %	6.8 %	8.1 %	2.5 % **	3.7 % **	4.4 % **
Asian-Pacific American	2.7	5.2	6.6	4.0 **	6.2 **	8.6 **
Subcontinent Asian American	0.6	1.7	2.7	2.0 **	2.6 **	3.1
Hispanic American	2.5	4.4	6.9	2.9 **	4.4	6.0
Native American	0.3	0.7	0.7	0.3	0.8	0.8
Other minority group	0.1	0.4	0.2	0.2 **	0.4	0.7 **
Total minority	11.4 %	19.1 %	25.2 %	11.8 %	18.2 %	23.7 %
Non-Hispanic white	88.6	80.9	74.8	88.2	81.8	76.3
Total	100.0 %	100.0 %	100.0 %	100.0 %	100.0 %	100.0 %
Gender						
Female	34.7 %	45.6 %	48.8 %	3.0 % **	10.3 % **	13.5 % **
Male	65.3	54.4	51.2	97.0 **	89.7 **	86.5 **
Total	100.0 %	100.0 %	100.0 %	100.0 %	100.0 %	100.0 %

Note: ** Denotes that the difference in proportions between civil engineers and workers 25+ with a college degree for the given Census/ACS year is statistically significant at the 95% confidence level.

Source: BBC Research & Consulting from the 1980 and 2000 U.S. Census 5% sample s and 2009-2011 ACS Public Use Micro-sample data. The raw data extracts were obtained through the IPUMS program of the MN Population Center: <http://usa.ipums.org/usa/>.

Summary

BBC's analysis suggests that there are barriers to entry for certain minority groups and for women in the construction and engineering industries in the Seattle Metropolitan Area. For the construction industry, there appears to be barriers within the industry that continue through occupational advancement.

- Fewer Black Americans, Asian-Pacific Americans, and Subcontinent Asian Americans worked in the Seattle Metropolitan Area construction and engineering industries than what might be expected based on their representation in the overall workforce or the workforce with college degrees (2009 through 2011).
- Women accounted for particularly few workers in the Seattle Metropolitan Area construction and engineering industries.
- Lack of education appears to be a barrier to entry into the Seattle Metropolitan Area engineering industry for Black Americans, Hispanic Americans, and Native Americans. Workers in each of those groups were less likely to have a four-year college degree compared to non-Hispanic whites.

Barriers to advancement in the construction industry may also be an important reason for the relatively low number of minority and female business owners.

- Representation of minorities and women was much lower in certain construction trades (including first-line supervisors) compared with others.
- Compared to non-Hispanic whites in the construction industry, Hispanic Americans were less likely to be managers. Women are also less likely to be managers than men in the Seattle Metropolitan Area construction industry.

APPENDIX F.

Business Ownership in the Seattle Metropolitan Area Construction and Engineering Industries

Approximately one in five construction industry workers in the Seattle Metropolitan Area were self-employed business owners in 2009 through 2011.¹ Sixteen percent of workers in the local engineering industry were self-employed business owners. BBC examined business ownership in those two industries for different racial/ethnic and gender groups in the Seattle Metropolitan Area. BBC used Public Use Microdata Samples (PUMS) data from the 1990 and 2000 Census and from the 2009 through 2011 American Community Survey (ACS) to study business ownership rates in the local construction and engineering industries. Note that “self-employment” and “business ownership” are used interchangeably in Appendix F.

Business Ownership Rates

Many studies have explored differences between minority and non-minority business ownership at the national level. Although overall self-employment rates have increased for minorities and women over time, a number of studies indicate that race/ethnicity and gender continue to affect opportunities for business ownership.² The extent to which such individual characteristics may limit business ownership opportunities differs from industry to industry and from state to state.

Construction industry. Compared to other industries, construction has a relatively large number of business owners. In 2009 through 2011, 20 percent of workers in the local construction industry were self-employed (in incorporated or unincorporated businesses) compared with only 9 percent of workers across all industries. However, rates of self-employment in the local construction industry vary by race/ethnicity and gender. Figure F-1 shows the percentage of workers who were self-employed in the construction industry by group for 1990, 2000, and 2009 through 2011. Figure F-1 also shows corresponding sample sizes for those percentages. Due to small sample sizes, Subcontinent Asian Americans are included in the “other race minority” category. Figure F-1 presents results for the Seattle Metropolitan Area, Washington, and for the United States as a whole.

¹ The “Seattle Metropolitan Area” refers to Pierce, King, and Snohomish counties.

² For example, see Waldinger, Roger and Howard E. Aldrich. 1990. *Ethnicity and Entrepreneurship*. Annual Review of Sociology. 111-135.; Fairlie, Robert W. and Bruce D. Meyer. 1996. *Ethnic and Racial Self-Employment Differences and Possible Explanations*. The Journal of Human Resources, Volume 31, Issue 4, 757-793.; Fairlie, Robert W. and Alicia M. Robb. 2007. *Why are Black-Owned Businesses Less Successful than White-Owned Businesses? The Role of Families, Inheritances and Business Human Capital*. Journal of Labor Economics, 25(2), 289-323.; and Fairlie, Robert W. and Alicia M. Robb. 2006. *Race, Families and Business Success: A Comparison of African-American-, Asian-, and White-Owned Businesses*. Russell Sage Foundation.

Figure F-1.
Percentage of workers in the construction industry who were self-employed,
1990, 2000, and 2009-2011

Seattle Metropolitan Area	Self-Employment Rate			Sample size		
	1990	2000	2009-2011	1990	2000	2009-2011
Race/ethnicity						
Black American	5.8 % **	8.1 % **	15.6 %	79	128	76
Asian-Pacific American	18.3	21.5	22.6	66	143	131
Hispanic American	9.1 **	8.9 **	12.0 **	79	322	359
Native American	6.6 **	16.9	10.8 **	80	115	67
Other race minority	0.0	4.3 **	26.8	6	37	13
Non-Hispanic white	18.0	21.0	21.5	3,711	4,332	2,777
Gender						
Female	14.9 %	12.4 % **	13.9 % **	483	651	430
Male	17.6	20.7	20.7	3,538	4,426	2,993
All individuals	17.3 %	19.7 %	19.9 %	4,021	5,077	3,423
Washington	Self-Employment Rate			Sample size		
	1990	2000	2009-2011	1990	2000	2009-2011
Race/ethnicity						
Black American	5.8 % **	7.8 % **	13.9 % *	97	157	102
Asian-Pacific American	17.3	21.4	21.1	88	188	170
Hispanic American	7.0 **	9.1 **	13.3 **	163	566	570
Native American	8.8 **	12.9 **	8.3 **	179	366	195
Other race minority	0.0	11.9	30.8	9	66	24
Non-Hispanic white	18.9	22.6	21.8	7,260	9,261	5,877
Gender						
Female	16.6 %	16.1 % **	15.9 % **	883	1,228	850
Male	18.4	22.0	21.0	6,913	9,376	6,088
All individuals	18.2 %	21.3 %	20.4 %	7,796	10,604	6,938
United States	Self-Employment Rate			Sample size		
	1990	2000	2009-2011	1990	2000	2009-2011
Race/ethnicity						
Black American	10.5 % **	15.2 % **	18.9 % **	25,166	26,752	4,847
Asian-Pacific American	14.5 **	21.3 **	25.0 *	3,889	5,297	1,488
Hispanic American	11.1 **	12.2 **	17.4 **	36,411	66,531	18,084
Native American	12.6 **	19.2 **	18.0 **	4,397	8,089	1,580
Other race minority	11.3 **	22.2 *	24.7	844	2,648	416
Non-Hispanic white	21.0	25.4	27.5	339,345	371,152	72,093
Gender						
Female	13.5 % **	16.8 % **	16.4 % **	39,376	46,791	9,567
Male	19.7	23.3	25.2	370,676	433,678	88,941
All individuals	19.1 %	22.6 %	24.4 %	410,052	480,469	98,508

Note: Other race minority includes Subcontinent Asian Americans.

*, ** Denotes that the difference in proportions between the minority and non-Hispanic white groups (or female and male groups) for the given Census/ACS year is statistically significant at the 90% or 95% confidence level, respectively.

Source: BBC Research & Consulting from 1990 and 2000 U.S. Census 5% sample and 2009-2011 ACS Public Use Microdata samples. The raw data extract was obtained through the IPUMS program of the MN Population Center: <http://usa.ipums.org/usa/>.

Business ownership rates in 2000. The 2000 Census provides information on the largest sample of construction workers of any of the data sets that the study team examined. In 2000, 21 percent of non-Hispanic whites working in the Seattle Metropolitan Area construction industry were self-employed. Business ownership rates were lower for all minority groups that the study team examined, except for Asian-Pacific Americans (21.5%). Business ownership rates were also lower for women than for men.

- Black Americans in the Seattle Metropolitan Area construction industry owned businesses at a rate of only 8 percent, roughly one-third of the rate of non-Hispanic whites and substantially lower than the national business ownership rate for Black Americans.
- About 9 percent of Hispanic Americans in the local construction industry owned businesses, less than half of the rate of non-Hispanic whites.
- The business ownership rate of Native Americans in the local construction industry was 17 percent, but that difference was not statistically significant.
- Compared with about 21 percent of men, 12 percent of women working in the construction industry in the Seattle Metropolitan Area owned businesses in 2000. That difference was consistent with trends observed for the entire nation.

National trends also indicated that there are disparities between minority and non-Hispanic white business ownership rates in the construction industry, but the disparity for Black Americans is much greater in the Seattle Metropolitan Area and in Washington. In addition, women were less likely to own businesses than men in the construction industry at the national level.

Changes in business ownership rates since 2000. Business ownership rates in the Seattle Metropolitan Area construction industry increased among all minority groups except Native Americans between 2000 and 2009 through 2011.

- In 2009 through 2011, a substantially smaller percentage of Hispanic Americans (12%) than non-Hispanic whites (22%) were business owners in the local construction industry.
- About 11 percent of Native Americans working in the local construction industry owned their businesses, much lower than the rate for non-Hispanic whites.
- The business ownership rate of Black Americans rose to 16 percent, still below that of non-Hispanic whites but no longer a statistically significant difference.
- Asian-Pacific Americans continued to own businesses at a slightly higher rate than non-Hispanic whites in 2009 through 2011.
- Substantial differences in business ownership rates persisted between women (14%) and men (21%) in 2009 through 2011, consistent with state and national trends.

Engineering industry. BBC also examined business ownership rates in the engineering industry. Figure F-2 presents the percentage (and corresponding sample sizes) of workers who were self-employed in the engineering industry in 1990, 2000, and 2009 through 2011. Figure F-2 presents results for the Seattle Metropolitan Area, Washington, and for the United States as a whole. Due to small sample sizes, all minority groups except Asian-Pacific Americans are combined in the “other race minority” category.

Figure F-2.
Percentage of workers in the engineering industry who were self-employed, 1990, 2000, and 2009-2011

Seattle Metropolitan Area	Self-Employment Rate			Sample size		
	1990	2000	2009-2011	1990	2000	2009-2011
Race/ethnicity						
Asian-Pacific American	10.6	6.1	10.7	30	93	82
Other race minority	18.4	7.4	9.9	27	61	46
Non-Hispanic white	14.7	13.8	17.6	487	840	613
Gender						
Female	7.6 % **	6.6 % **	10.3 % **	152	322	249
Male	17.4	15.5	19.3	392	672	492
All individuals	14.7 %	12.7 %	16.4 %	544	994	741
Washington	Self-Employment Rate			Sample size		
	1990	2000	2009-2011	1990	2000	2009-2011
Race/ethnicity						
Asian-Pacific American	9.8	5.9 *	9.4	33	117	109
Other race minority	20.1	6.9	7.3 **	39	108	96
Non-Hispanic white	13.8	13.8	13.5	728	1,520	1,155
Gender						
Female	6.6 % **	7.0 % **	8.7 % **	208	497	412
Male	16.5	15.1	14.4	592	1,248	948
All individuals	13.9 %	12.8 %	12.7 %	800	1,745	1,360
United States	Self-Employment Rate			Sample size		
	1990	2000	2009-2011	1990	2000	2009-2011
Race/ethnicity						
Asian-Pacific American	10.0 **	8.5 **	8.3 **	1,249	2,620	876
Other race minority	9.9 **	7.6 **	7.2 **	2,846	6,781	2,084
Non-Hispanic white	15.8	14.2	13.2	28,944	48,823	13,510
Gender						
Female	6.8 % **	7.5 % **	7.1 % **	7,901	15,191	4,369
Male	17.7	15.1	13.8	25,138	43,033	12,101
All individuals	15.1 %	13.2 %	12.1 %	33,039	58,224	16,470

Note: Other race minority includes Black Americans, Subcontinent Asian Americans, Hispanic Americans, Native Americans and other minorities.

*, ** Denotes that the difference in proportions between the minority and non-Hispanic white groups (or female and male groups) for the given Census/ACS year is statistically significant at the 90% or 95% confidence level, respectively.

Source: BBC Research & Consulting from 1990 and 2000 U.S. Census 5% sample and 2009-2011 ACS Public Use Microdata samples. The raw data extract was obtained through the IPUMS program of the MN Population Center: <http://usa.ipums.org/usa/>.

Business ownership rates in 2000. In 2000, about 14 percent of non-Hispanic whites working in the local engineering industry were self-employed. Although disparities between ownership rates for non-Hispanic whites and minorities were apparent, those differences were not statistically significant.

- About 6 percent of Asian-Pacific Americans working in the engineering industry were self-employed, less than half the rate of non-Hispanic whites.
- Other race minorities showed a business ownership rate of 7 percent, substantially lower than the rate of non-Hispanic whites.
- Approximately 7 percent of women working in the Seattle Metropolitan Area engineering industry in 2000 were business owners compared with 16 percent of men in the Seattle Metropolitan Area engineering industry. That difference was statistically significant.

Those differences were similar to trends in the State of Washington and the United States as a whole.

Changes in business ownership rates since 2000. As shown in Figure F-2, the rate of business ownership in the Seattle Metropolitan Area engineering industry for non-Hispanic whites increased to about 18 percent in 2009 through 2011. Both Asian-Pacific Americans and other race minorities had lower rates of business ownership than non-Hispanic whites, but those differences were not statistically significant.

- The business ownership rate for Asian-Pacific Americans increased to 11 percent between 2000 and 2009 through 2011. That rate was still lower than that for non-Hispanic whites.
- The business ownership rate for other race minorities in 2009 through 2011 was 10 percent, which is lower than the rate for non-Hispanic whites.
- The rate of business ownership for both men and women working in the Seattle Metropolitan Area engineering industry increased between 2000 and 2009 through 2011, but a significant gender disparity persisted—10 percent of women owned engineering businesses compared to 19 percent of men.

Potential causes of differences in business ownership rates. Researchers have examined whether there are disparities in business ownership rates after considering certain personal characteristics of business owners such as education and age. Several studies have found that disparities in business ownership still exist even after accounting for such race- and gender-neutral factors.

- Some studies have concluded that access to financial capital is a strong determinant of business ownership. Researchers have consistently found a positive relationship between start-up capital and business formation, expansion, and survival.³ In addition, one study found that housing appreciation measured at the Metropolitan Statistical Area (MSA) level

³ See Lofstrom, Magnus and Chunbei Wang. 2006. *Hispanic Self-Employment: A Dynamic Analysis of Business Ownership*. Working paper, Forschungsinstitut zur Zukunft der Arbeit (Institute for the Study of Labor); and Fairlie, Robert W. and Alicia M. Robb. 2006. *Race, Families and Business Success: A Comparison of African-American-, Asian-, and White-Owned Businesses*. Russell Sage Foundation.

is a positive determinant of becoming self-employed.⁴ However, unexplained differences still exist when statistically controlling for those factors.⁵

- Education has a positive effect on the probability of business ownership in most industries. However, findings from multiple studies indicate that minorities are still less likely to own a business than non-minorities with similar levels of education.⁶
- Intergenerational links affect one's likelihood of self-employment. One study found that experience working for a self-employed family member increases the likelihood of business ownership for minorities.⁷
- Time since immigration and assimilation into American society are also important determinants of self-employment, but unexplained differences in business ownership between minorities and non-minorities still exist when accounting for those factors.⁸
- In 1999, Initiative 200 amended Washington state law to prohibit discrimination and the use of race- and gender-based preferences in public contracting, public employment, and public education, unless required by federal law. At least some academic research has suggested adverse outcomes for minorities, women, and minority- and women-owned businesses as a result of Initiative 200.⁹

Business Ownership Regression Analysis

Race/ethnicity and gender can affect opportunities for business ownership, even after accounting for individuals' race- and gender-neutral personal characteristics such as education, age, and familial status. To further examine factors that predict business ownership, BBC developed multivariate regression models to explore patterns of business ownership in the Seattle Metropolitan Area. Those models estimate the effect of race/ethnicity and gender on the probability of business ownership while statistically controlling for other potentially influential factors.

⁴ Fairlie, Robert W. and Harry A. Krashinsky. 2006. Liquidity Constraints, Household Wealth and Entrepreneurship Revisited.

⁵ Lofstrom, Magnus and Chunbei Wang. 2006. *Hispanic Self-Employment: A Dynamic Analysis of Business Ownership*. Working paper, Forschungsinstitut zur Zukunft der Arbeit (Institute for the Study of Labor).

⁶ See Fairlie, Robert W. and Bruce D. Meyer. 1996. *Ethnic and Racial Self-Employment Differences and Possible Explanations*. The Journal of Human Resources, Volume 31, Issue 4, 757-793; and Butler, John Sibley and Cedric Herring. 1991. *Ethnicity and Entrepreneurship in America: Toward an Explanation of Racial and Ethnic Group Variations in Self-Employment*. Sociological Perspectives. 79-94.

⁷ See Fairlie, Robert W. and Alicia M. Robb. 2006. *Race, Families and Business Success: A Comparison of African-American-, Asian-, and White-Owned Businesses*. Russell Sage Foundation; and Fairlie, Robert W. and Alicia M. Robb. 2007. *Why are Black-Owned Businesses Less Successful than White-Owned Businesses? The Role of Families, Inheritances and Business Human Capital*. Journal of Labor Economics, 25(2), 289-323.

⁸ See Fairlie, Robert W. and Bruce D. Meyer. 1996. *Ethnic and Racial Self-Employment Differences and Possible Explanations*. The Journal of Human Resources, Volume 31, Issue 4, 757-793; and Butler, John Sibley and Cedric Herring. 1991. *Ethnicity and Entrepreneurship in America: Toward an Explanation of Racial and Ethnic Group Variations in Self-Employment*. Sociological Perspectives. 79-94.

⁹ Fairlie, R. & Marion, J. 2007. "Affirmative Action Programs and Business Ownership among Minorities and Women." Ford Foundation and National Economic Development and Law Center.

An extensive body of literature examines whether race- and gender-neutral personal factors such as access to financial capital, education, age, and family characteristics (e.g., marital status) help explain differences in business ownership. That subject has also been examined in other disparity studies. For example, prior studies in Minnesota and Illinois have used econometric analyses to investigate whether disparities in business ownership for minorities and women working in the construction and engineering industries persist after statistically controlling for race- and gender-neutral personal characteristics.^{10,11} Those studies have incorporated probit econometric models using PUMS data from the 2000 Census and have been among the materials that agencies have submitted to courts in subsequent litigation concerning implementation of the Federal DBE Program.

BBC used similar probit regression models to predict business ownership from multiple independent or “explanatory” variables.¹² Independent variables included:

- Personal characteristics that are potentially linked to the likelihood of business ownership—age, age-squared, disability, marital status, number of children in the household, number of elderly people in the household, and English-speaking ability;
- Indicators of educational attainment;
- Measures and indicators related to personal financial resources and constraints—home ownership, home value, monthly mortgage payment, dividend and interest income, and additional household income from a spouse or unmarried partner; and
- Variables representing the race/ethnicity and gender of the individuals included in the analysis.¹³

BBC developed four models using PUMS data from the 2000 Census and 2009 through 2011 ACS:

- A probit regression model for the local construction industry in 2000 that included 4,362 observations;
- A probit regression model for the local construction industry in 2009 through 2011 that included 3,221 observations;

¹⁰ National Economic Research Associates, Inc. 2000. *Disadvantaged Business Enterprise Availability Study*. Prepared for the Minnesota Department of Transportation.

¹¹ National Economic Research Associates, Inc. 2004. *Disadvantaged Business Enterprise Availability Study*. Prepared for the Illinois Department of Transportation.

¹² Probit models estimate the effects of multiple independent or “predictor” variables in terms of a single, dichotomous dependent or “outcome” variable — in this case, business ownership. The dependent variable is binary, coded as “1” for individuals in a particular industry who are self-employed; “0” for individuals who are not self-employed. The model enables estimation of the probability that a worker in a given estimation sample is self-employed. The study team excluded observations where the Census Bureau had imputed values for the dependent variable, business ownership.

¹³ BBC also considered interaction variables to represent the combined effect of being minority and female but the terms were not significant in any models and were excluded from the final regressions.

- A probit regression model for the local engineering industry in 2000 that included 904 observations; and
- A probit regression model for the local engineering industry in 2009 through 2011 that included 726 observations.

Construction industry. BBC developed probit regression models of business ownership in the Seattle Metropolitan Area construction industry for 2000 and 2009 through 2011. In addition, the study team developed simulations of business ownership rates if minorities and women had the same probability of business ownership as similarly situated non-Hispanic whites and males, respectively.

Construction industry in 2000. Figure F-3 presents the coefficients for the probit model for individuals working in the Seattle Metropolitan Area construction industry in 2000. The model indicates that several race- and gender-neutral factors are statistically significant predictors of business ownership for workers in the industry:

- Older individuals were more likely to be business owners, but the effect was smaller for the oldest individuals;
- Individuals with more children and individuals with more elderly persons living in the household were more likely to be business owners;
- Higher home values were associated with a higher probability of business ownership;
- Workers with greater interest and dividend income were more likely to own a business;
- Individuals that speak English well were more likely to own businesses; and
- Having a four-year degree was associated with a lower probability of business ownership.

After statistically controlling for race- and gender-neutral factors, statistically significant disparities in business ownership rates remained for Black Americans, other race minorities (including Subcontinent Asian Americans), and women working in the local construction industry.

Simulations of business ownership rates. The probit modeling approach allowed for simulations of business ownership rates for minorities and women if they had the same probability of business ownership as similarly situated non-Hispanic whites and males, respectively. To conduct those simulations, BBC took the following steps:

1. BBC performed a probit regression analysis predicting business ownership using only non-Hispanic white (or non-Hispanic white male) construction workers in the dataset.¹⁴
2. The study team then used the coefficients from that model and the mean personal characteristics of individual minority groups (or women) working in the local construction industry (i.e., personal characteristics, indicators of educational

¹⁴ That version of the model excluded the race/ethnicity and gender indicator variables, because the value of all of those variables would be the same (i.e., 0).

attainment, and indicators of personal financial resources and constraints) to estimate the probability of business ownership of such groups.

Figure F-3.
Seattle Metropolitan Area
construction industry business
ownership model, 2000

Note:

Other race minority includes Subcontinent Asian Americans.

*, ** Denote statistical significance at the 90% and 95% confidence levels, respectively.

Source:

BBC Research & Consulting from 2000 Census data. The raw data extract was obtained through the IPUMS program of the MN Population Center: <http://usa.ipums.org/usa/>.

Variable	Coefficient
Constant	-3.0748 **
Age	0.0553 **
Age-squared	-0.0003 *
Married	0.0158
Disabled	0.0589
Number of children in household	0.0766 **
Number of people over 65 in household	0.1527 *
Owns home	-0.1321
Home value (\$000s)	0.0014 **
Monthly mortgage payment (\$000s)	0.0086
Interest and dividend income (\$000s)	0.0049 **
Income of spouse or partner (\$000s)	0.0012
Speaks English well	0.3960 **
Less than high school education	-0.1041
Some college	-0.0511
Four-year degree	-0.1696 **
Advanced degree	-0.0182
Hispanic American	-0.1043
Black American	-0.3504 *
Native American	-0.0444
Asian-Pacific American	0.0734
Other race minority	-0.9032 *
Female	-0.4651 **

The results of those simulations yielded estimates of business ownership rates for non-Hispanic whites (or non-Hispanic white males) who shared similar characteristics of minorities (or women) working in the Seattle Metropolitan Area construction industry. Higher simulated rates indicate that, in reality, race/ethnicity or gender makes it less likely for minorities and women to own businesses than similarly-situated non-Hispanic whites (or non-Hispanic white males). BBC performed those calculations for only those groups for which race/ethnicity or gender was a statistically significant negative factor in business ownership (i.e., Black Americans, other race minority, which includes Subcontinent Asian Americans, and women).

Figure F-4 presents simulated business ownership rates (i.e., “benchmark” rates) for Black Americans, other race minorities, and non-Hispanic white women, and compares them to the actual, observed mean probability of business ownership for those groups. The disparity index was calculated by taking the actual business ownership rate for each group and dividing it by each group’s benchmark rate, and then multiplying the result by 100. Values less than 100 indicate that, in reality, the group is less likely to own businesses than what would be expected for similarly-situated non-Hispanic whites (or non-Hispanic white males)—in other words that race/ethnicity (or gender) affects the likelihood of those groups owning businesses in the local construction industry. Similar simulation approaches have been incorporated in other disparity studies that courts have reviewed.

Figure F-4.
Comparison of actual business ownership rates to simulated rates
for Seattle Metropolitan Area construction workers, 2000

Group	Self-employment rate		Disparity index (100 = parity)
	Actual	Benchmark	
Black American	9.3%	16.0%	58
Other race minority	3.2%	16.6%	19
Non-Hispanic white female	12.6%	25.1%	50

Note: As the benchmark figure can only be estimated for records with an observed (rather than imputed) dependent variable, comparison is made with only this subset of the sample. For this reason, actual self-employment rates may differ slightly from those in Figure F-1.

Other race minority includes Subcontinent Asian Americans.

Source: BBC Research & Consulting from statistical models of 2000 Census data. The raw data extract was obtained through the IPUMS program of the MN Population Center: <http://usa.ipums.org/usa/>.

Comparisons of the actual, observed business ownership rate of Black Americans in the Seattle Metropolitan Area construction industry with the benchmark based on simulated business ownership rates of similarly-situated non-Hispanic white construction workers showed that Black Americans own businesses at 58 percent of the rate that would be expected of non-Hispanic white construction workers who share similar personal, financial, and educational characteristics. Other race minorities (disparity index of 19) also owned businesses at rates substantially lower than what would be expected based on the simulated business ownership rates of similarly-situated non-Hispanic white construction workers.

Non-Hispanic white women (disparity index of 50) own businesses at half the rate that would be expected based on the simulated business ownership rates of similarly-situated non-Hispanic white male construction workers.

Construction industry in 2009 through 2011. Figure F-5 presents the coefficients from the probit model predicting business ownership in the Seattle Metropolitan Area construction industry in 2009 through 2011. It appears that many of the same race- and gender-neutral factors important to predicting business ownership in the 2000 model also had an impact in 2009 through 2011:

- Older individuals were more likely to be business owners, but the effect was smaller for the oldest individuals;
- Home owners were less likely to own businesses; however, for those that did own homes, higher home values and higher monthly mortgage payments were associated with a higher probability of business ownership; and
- Individuals that speak English well were more likely to own a business.

After controlling for race- and gender-neutral factors, a statistically significant difference remained in the rates of business ownership for Hispanic American and female construction workers.

Figure F-5.
Seattle Metropolitan Area construction
industry business ownership model,
2009-2011

Note:

Other race minority includes Subcontinent Asian Americans.

*, ** Denote statistical significance at the 90% and 95% confidence levels, respectively.

Source:

BBC Research & Consulting from 2009-2011 ACS data. The raw data extract was obtained through the IPUMS program of the MN Population Center: <http://usa.ipums.org/usa/>.

Variable	Coefficient
Constant	-2.3850 **
Age	0.0662 **
Age-squared	-0.0005 **
Married	0.0876
Disabled	-0.0848
Number of children in household	0.0392
Number of people over 65 in household	0.1504
Owns home	-0.1766 *
Home value (\$000s)	0.0003 **
Monthly mortgage payment (\$000s)	0.0833 **
Interest and dividend income (\$000s)	0.0026
Income of spouse or partner (\$000s)	-0.0005
Speaks English well	-0.3604 *
Less than high school education	-0.0664
Some college	0.0270
Four-year degree	-0.0294
Advanced degree	-0.2516
Hispanic American	-0.2594 *
African American	-0.0337
Native American	-0.3516
Asian-Pacific American	0.1707
Other race minority (incl subcont asian)	0.3147
Female	-0.3713 **

Simulations of business ownership rates. Using the same approach as for the 2000 data, the study team used the 2009 through 2011 results to simulate business ownership rates if minorities and women had the same probability of self-employment as similarly situated non-Hispanic whites and non-Hispanic white males, respectively. Figure F-6 shows actual and simulated (“benchmark”) business ownership rates for Hispanic American and non-Hispanic white women construction workers in the Seattle Metropolitan Area. Again, BBC performed those simulations for only those groups where race/ethnicity or gender was a statistically significant predictor of business ownership (i.e., Hispanic Americans and women).

Figure F-6.
Comparison of actual business ownership rates to simulated rates
for Seattle Metropolitan Area construction workers, 2009-2011

Group	Self-employment rate		Disparity index (100 = parity)
	Actual	Benchmark	
Hispanic American	12.2%	23.5%	52
Non-Hispanic white female	15.6%	23.0%	68

Note: As the benchmark figure can only be estimated for records with an observed (rather than imputed) dependent variable, comparison is made with only this subset of the sample. For this reason, actual self-employment rates may differ slightly from those in Figure F-1.

Source: BBC Research & Consulting from statistical models of 2009-2011 ACS data. The raw data extract was obtained through the IPUMS program of the MN Population Center: <http://usa.ipums.org/usa/>.

Hispanic Americans (disparity index of 52) owned construction businesses at rates that were about half of what would be expected based on the simulated business ownership rates of similarly-situated non-Hispanic white construction workers. Hispanic Americans (disparity index of 68) owned construction businesses at rates that were about two-thirds of what would be expected based on the simulated business ownership rates of similarly-situated non-Hispanic white male construction workers.

Engineering industry. BBC developed separate business ownership models and simulations for the Seattle Metropolitan Area engineering industry using 2000 Census data and 2009-2011 ACS data.

Engineering industry in 2000. Figure F-7 presents the coefficients from the probit model predicting business ownership in the Seattle Metropolitan Area engineering industry in 2000. The following race- and gender-neutral factors were statistically significant predictors of business ownership for the engineering industry in the Seattle Metropolitan Area in 2000:

- Older individuals were more likely to be business owners, but the effect was smaller for the oldest individuals;
- Larger numbers of people over the age of 65 in households were associated with a higher likelihood of business ownership;
- Higher home values were associated with a greater likelihood of business ownership; and
- Workers with a four-year degree were more likely to be business owners.

After statistically controlling for race- and gender-neutral factors, the regression model for the Seattle Metropolitan Area engineering industry indicated that women working in the industry were less likely than men to own businesses. Although minorities had lower rates of business ownership than non-minorities, the race/ethnicity terms in the model were not statistically significant, perhaps due to small sample sizes.

Simulations of business ownership rates. The study team simulated business ownership rates in the Seattle Metropolitan Area engineering industry using the same approach as it used for the construction industry. Figure F-8 presents actual and simulated (“benchmark”) business ownership rates for non-Hispanic white women in the Seattle Metropolitan Area engineering industry. BBC performed those simulations only for women, because gender was statistically significant whereas the race/ethnicity terms were not.

Approximately 7 percent of non-Hispanic white women in the Seattle Metropolitan Area engineering industry were business owners in 2000 compared with a benchmark business ownership rate of about 14 percent (a disparity index of 53). Those results indicate that women working in the Seattle Metropolitan Area engineering industry own businesses at 53 percent of the rate observed for similarly-situated non-Hispanic white men (i.e., non-Hispanic white males who share the same personal, financial, and educational characteristics of non-Hispanic white females).

Figure F-7.
Seattle Metropolitan Area engineering industry business ownership model, 2000

Note:

Other race minority includes Black Americans, Subcontinent Asian Americans, Hispanic Americans, Native Americans and other minorities.

*, ** Denote statistical significance at the 90% and 95% confidence levels, respectively.

“Speaks English Well” was excluded from the model because all engineering business owners spoke English well.

Source:

BBC Research & Consulting from 2000 Census data. The raw data extract was obtained through the IPUMS program of the MN Population Center: <http://usa.ipums.org/usa/>.

Variable	Coefficient
Constant	-4.6570 **
Age	0.0949 **
Age-squared	-0.0008 *
Disabled	-0.3255
Married	-0.2146
Number of children in household	-0.0626
Number of people over 65 in household	0.3197 **
Owns home	0.1184
Home value (\$000s)	0.0012 **
Monthly mortgage payment (\$000s)	0.0044
Interest and dividend income (\$000s)	0.0042
Income of spouse or partner (\$000s)	0.0004
Speaks English well	<i>excluded</i>
Less than high school education	0.6740
Some college	0.6483
Four-year degree	0.8631 *
Advanced degree	0.7186
Asian-Pacific American	-0.2156
Other race minority	-0.1212
Female	-0.3298 **

Figure F-8.
Comparison of actual business ownership rates to simulated rates for Seattle Metropolitan Area workers in the engineering industry, 2000

Group	Self-employment rate		Disparity index (100 = parity)
	Actual	Benchmark	
Non-Hispanic white female	7.2%	13.7%	53

Note: As the benchmark figure can only be estimated for records with an observed (rather than imputed) dependent variable, comparison is made with only this subset of the sample. For this reason, actual self-employment rates may differ slightly from those in Figure F-2.

Source: BBC Research & Consulting from statistical models of 2000 Census data. The raw data extract was obtained through the IPUMS program of the MN Population Center: <http://usa.ipums.org/usa/>.

Engineering industry in 2009 through 2011. Figure F-9 presents the coefficients from the probit model predicting business ownership in the Seattle Metropolitan Area engineering industry in 2009 through 2011. There were several race- and gender-neutral factors that significantly predicted business ownership in the 2009 through 2011 model:

- Older individuals were more likely to be business owners;
- Workers with greater interest and dividend income were more likely to own a business; and
- Individuals that speak English well were less likely to own a business.

Similar to the 2000 engineering model, gender—but not race/ethnicity—was a statistically significant predictor of business ownership in the engineering industry in 2009 through 2011.

Figure F-9.
Seattle Metropolitan Area engineering
industry business ownership model,
2009-2011

Note:

Other race minority includes Black Americans, Subcontinent Asian Americans, Hispanic Americans, Native Americans and other minorities.

*, ** Denote statistical significance at the 90% and 95% confidence levels, respectively.

“Less than High School” was excluded from the model because only one engineering business owners had not completed high school.

Source:

BBC Research & Consulting from 2009-2011 ACS data. The raw data extract was obtained through the IPUMS program of the MN Population Center: <http://usa.ipums.org/usa/>.

Variable	Coefficient
Constant	-2.4936 *
Age	0.0778 *
Age-squared	-0.0005
Disabled	-0.1145
Married	-0.1702
Number of children in household	0.1178
Number of people over 65 in household	0.0551
Owns home	-0.0953
Home value (\$000s)	0.0002
Monthly mortgage payment (\$000s)	0.0195
Interest and dividend income (\$000s)	0.0108 **
Income of spouse or partner (\$000s)	0.0020
Speaks English well	-1.5775 **
Less than high school education	<i>excluded</i>
Some college	0.4099
Four-year degree	0.6791
Advanced degree	0.5583
Asian-Pacific American	-0.2397
Other race minority	-0.3814
Female	-0.4111 **

Simulations of business ownership rates. The study team simulated business ownership rates in the 2009 through 2011 Seattle Metropolitan Area engineering industry using the same approach as it used for the construction industry and the 2000 engineering industry. Figure F-10 presents actual and simulated (“benchmark”) business ownership rates for non-Hispanic white women in the Seattle Metropolitan Area engineering industry. Again, BBC performed those simulations only for women, because gender was statistically significant whereas the race/ethnicity terms were not.

Results for women were slightly improved from 2000. Approximately 12 percent of non-Hispanic white women in the Seattle Metropolitan Area engineering industry were business owners in 2009 through 2011 compared with a benchmark business ownership rate of about 19 percent (a disparity index of 62). Those results indicate that women working in the Seattle Metropolitan Area engineering industry own businesses at 62 percent of the rate observed for similarly-situated non-Hispanic white men.

Figure F-10.
Comparison of actual business ownership rates to simulated rates for
Seattle Metropolitan Area workers in the engineering industry, 2009-2011

Group	Self-employment rate		Disparity index (100 = parity)
	Actual	Benchmark	
Non-Hispanic white female	11.8%	18.9%	62

Note: As the benchmark figure can only be estimated for records with an observed (rather than imputed) dependent variable, comparison is made with only this subset of the sample. For this reason, actual self-employment rates may differ slightly from those in Figure F-2.

Source: BBC Research & Consulting from statistical models of 2009-2011 ACS data. The raw data extract was obtained through the IPUMS program of the MN Population Center: <http://usa.ipums.org/usa/>.

Summary

Disparities in business ownership were present in the Seattle Metropolitan Area construction industry:

- In both 2000 and 2009 through 2011, business ownership rates for Hispanic Americans were substantially lower than that of non-Hispanic whites. Business ownership rates were lower for Black Americans in 2000 but not in 2009 through 2011, and business ownership rates were lower for Native Americans in 2009 through 2011 but not in 2000.
- After statistically controlling for a number of race- and gender-neutral factors affecting business ownership, substantially fewer Black Americans and other race minorities owned firms than what would be expected if they owned businesses at the same rate as similarly-situated non-Hispanic whites in 2000.
- In 2009 through 2011, fewer Hispanic Americans owned firms than what would be expected if they owned businesses at the same rate as similarly-situated non-Hispanic whites (after statistically controlling for a number of race- and gender-neutral factors).
- In 2000 and in 2009 through 2011, women working in the local construction industry had substantially lower rates of business ownership than men. After controlling for a number of race- and gender-neutral factors using 2000 and 2009 through 2011 data, substantial disparities persisted in business ownership rates for women.

BBC also identified disparities in business ownership rates in the Seattle Metropolitan Area engineering industry:

- The “other race minority” group (including Black Americans, Subcontinent Asian Americans, Hispanic Americans, Native Americans, and other minorities) in the Seattle Metropolitan Area engineering industry owned businesses at substantially lower rates than non-Hispanic whites in 2000 and 2009 through 2011, but those differences were not statistically significant.
- Business ownership rates were lower for Asian-Pacific Americans as well (in both 2000 and 2009 through 2011), but those differences were not statistically significant.
- In 2000 and in 2009 through 2011, women working in the engineering industry in the Seattle Metropolitan Area had substantially lower business ownership rates than men.
- BBC used regression models to investigate the presence of race/ethnicity- and gender-based disparities in business ownership rates in 2000 and 2009 through 2011 after accounting for the effects of race- and gender-neutral factors. The results indicated substantial disparities for women in both 2000 and 2009 through 2011.

APPENDIX G.

Access to Capital for Business Formation and Success

Access to capital is one factor that researchers have examined when studying business formation and success. If race- or gender-based discrimination exists in capital markets, minorities and women may have difficulty acquiring the capital necessary to start, operate, or expand businesses.^{1,2} Researchers have also found that the amount of start-up capital can affect long-term business success, and, on average, minority- and women-owned businesses appear to have less start-up capital than majority-owned businesses and male-owned businesses.³ For example:

- In 2007, 30 percent of non-Hispanic white male-owned businesses that responded to a national U.S. Census Bureau survey indicated that they had start-up capital of \$25,000 or more.⁴
- Only 17 percent of Black American-owned businesses indicated a comparable amount of start-up capital and disparities in start-up capital were identified for every other minority group except Asian Americans.
- Nineteen percent of female-owned businesses reported start-up capital of \$25,000 or more compared with 32 percent of male-owned businesses (not including businesses that were owned equally by men and women).

Race- or gender-based discrimination in start-up capital can have long-term consequences, as can discrimination in access to business loans after businesses have already been formed.⁵ Appendix G presents information about homeownership and mortgage lending, because home equity can be an important source of capital to start and expand businesses. Appendix G also presents information about business loans, assessing whether minorities and females experience any difficulties acquiring business capital.

¹ For example, see: Mitchell, Karlyn and Douglas K. Pearce. 2005. "Availability of Financing to Small Firms Using the Survey of Small Business Finances." U.S. Small Business Administration, Office of Advocacy. 57.

² Fairlie, Robert W. and Alicia M. Robb. 2010. *Race and Entrepreneurial Success*. Cambridge: MIT Press.

³ *Ibid.*

⁴ Business owners were asked, "What was the total amount of capital used to start or acquire this business? (Capital includes savings, other assets, and borrowed funds of owner(s))." From U.S. Census Bureau, Statistics for All U.S. Firms by Total Amount of Capital Used to Start or Acquire the Business by Industry, Gender, Ethnicity, Race, and Veteran Status for the U.S.: 2007 Survey of Business Owners
http://factfinder2.census.gov/faces/tableservices/jsf/pages/productview.xhtml?pid=SBO_2007_00CSCB16&prodType=table.

⁵ Fairlie, Robert W. and Alicia M. Robb. 2010. *Race and Entrepreneurial Success*. Cambridge: MIT Press.

Homeownership and Mortgage Lending

BBC analyzed homeownership and the mortgage lending industry to explore differences across different racial/ethnic and gender groups that may lead to disparities in access to capital.

Homeownership. Wealth created through homeownership can be an important source of capital to start or expand a business.⁶ In sum:

- A home is a tangible asset that provides borrowing power;⁷
- Wealth that accrues from housing equity and tax savings from homeownership contributes to capital formation;⁸
- Next to business loans, mortgage loans have traditionally been the second largest loan type for small businesses;⁹ and
- Homeownership is associated with an estimated 30 percent reduction in the probability of loan denial for small businesses.¹⁰

Any barriers to homeownership and home equity growth for minorities or women can affect business opportunities by constraining their available funding. Similarly, any barriers to accessing home equity through home mortgages can also affect available capital for new or expanding businesses. The study team analyzed homeownership rates and home values before considering loan denial and subprime lending.

Homeownership rates. Many studies have documented past discrimination in the national housing market. The United States has a history of restrictive real estate covenants and property laws that affect the ownership rights of minorities and women.¹¹ For example, in the past, a woman's participation in homeownership was secondary to that of her husband and parents.¹² BBC used 2000 Census and 2009-2011 American Community Survey (ACS) data to examine homeownership rates in the Seattle Metropolitan Area, Washington, and in the United States.¹³ Figure G-1 presents homeownership rates for minority groups and non-Hispanic whites.

⁶ The housing and mortgage crisis beginning in late 2006 has substantially impacted the ability of small businesses to secure loans through home equity. Later in this appendix, BBC discusses the consequences to small businesses and MBE/WBEs.

⁷ Nevin, Allen. 2006. "Homeownership in California: A CBIA Economic Treatise." *California Building Industry Association*. 2.

⁸ Jackman, Mary R. and Robert W. Jackman 1980. "Racial Inequalities in Home Ownership." *Social Forces*. 58. 1221-1234.

⁹ Berger, Allen N. and Gregory F. Udell. 1998. "The Economics of Small Business Finance: The Roles of Private Equity and Debt Markets in the Financial Growth Cycle." *Journal of Banking and Finance*. 22.

¹⁰ Cavalluzzo, Ken and John Wolken. 2005. "Small Business Loan Turndowns, Personal Wealth and Discrimination." *Journal of Business*. 78:2153-2178.

¹¹ Ladd, Helen F. 1982. "Equal Credit Opportunity: Women and Mortgage Credit." *The American Economic Review*. 72:166-170.

¹² Card, Emily. 1980. "Women, Housing Access, and Mortgage Credit." *Signs*. 5:215-219.

¹³ The "Seattle Metropolitan Area" refers to Pierce, King, and Snohomish counties.

**Figure G-1.
Homeownership
rates, 2000 and
2009-2011**

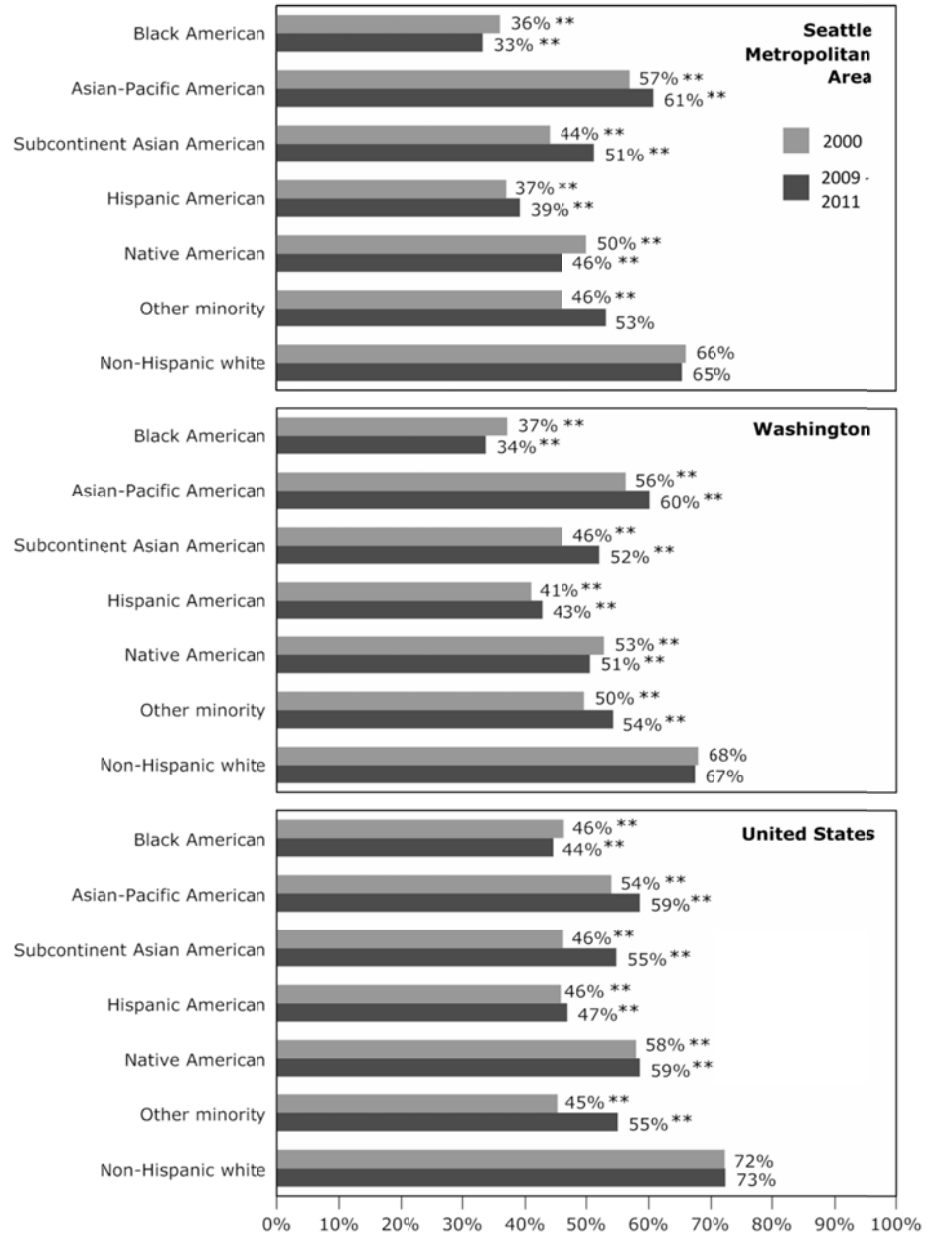
Note:

The sample universe is all households.

** Denotes that the difference in proportions from non-Hispanic white for the given year is statistically significant at the 95% confidence level.

Source:

BBC Research & Consulting from 2000 U.S. Census and 2009-2011 ACS data. The raw data extract was obtained through the IPUMS program of the MN Population Center: <http://usa.ipums.org/usa/>.



As shown in Figure G-1, 66 percent of non-Hispanic white households owned homes in the Seattle Metropolitan Area in 2000. Homeownership rates were much lower for Black Americans (36%), Subcontinent Asian Americans (44%), and Hispanic Americans (37%). The homeownership rates in 2000 for Asian-Pacific Americans (57%) and Native Americans (50%) were also lower than that of non-Hispanic whites. Disparities in homeownership rates between racial/ethnic minorities and non-minorities were also apparent in 2009 through 2011:¹⁴

¹⁴ Although not presented in this report, the study team also examined homeownership rates for heads of households working in the construction and engineering industries. Each minority group except Asian-Pacific Americans in the construction industry had a lower rate of home ownership than non-Hispanic whites in the Seattle Metropolitan Area. Black Americans and Subcontinent Asian Americans in the engineering industry had a lower rate of home ownership than non-Hispanic whites.

- Approximately 33 percent of Black American households owned homes in 2009 through 2011, compared to 65 percent of non-Hispanic white households;
- About 39 percent of Hispanic American households owned homes in 2009 through 2011;
- The homeownership rates in 2009 through 2011 for Subcontinent Asian Americans and Asian-Pacific Americans were 51 percent and 61 percent, respectively; and
- Native American households owned homes at a rate of 46 percent.

Similar disparities for those groups were found in Washington as a whole. In general, rates of homeownership were lower in Washington than in the nation as a whole, except for Asian-Pacific Americans.

Lower rates of homeownership may reflect lower incomes for minorities. That relationship may be self-reinforcing, as low wealth puts individuals at a disadvantage in becoming homeowners, which has historically been a path to building wealth. An older study found that the probability of homeownership is considerably lower for Black Americans than it is for comparable non-Hispanic whites throughout the United States.¹⁵

Home values. Research has shown homeownership and home values to be direct determinants of available capital to form or expand businesses.¹⁶ Using 2000 Census and 2009 through 2011 ACS data, BBC compared median home values by racial/ethnic group.


Figure G-2 presents results for the Seattle Metropolitan Area, Washington, and the United States in 2000. In 2000, the median home value of homes owned by non-Hispanic whites in the Seattle Metropolitan Area was approximately \$196,000, substantially greater than the median value of homes owned by Black Americans (\$166,000), Hispanic Americans (\$161,000), and Native Americans (\$153,000). The median home value for Asian-Pacific Americans (\$196,000) was the same as that of non-Hispanic whites. On average, Subcontinent Asian Americans (\$247,000) owned homes of greater value than non-Hispanic whites.

Figure G-3 presents median home values by racial/ethnic groups in the Seattle Metropolitan Area, Washington, and the United States based on 2009-2011 ACS data. Similar to 2000 data, Black Americans (\$265,000), Hispanic Americans (\$260,000), and Native Americans (\$250,000) exhibited lower median home values than non-Hispanic whites (\$320,000) in the Seattle Metropolitan Area. Median home values for Asian-Pacific Americans (\$335,000) and Subcontinent Asian Americans (\$400,000) were higher than non-Hispanic whites in the Seattle Metropolitan Area. Similar trends were evident in Washington and the United States as a whole, except in Washington, median home values for Black Americans were the same as non-Hispanic whites (\$255,000).

¹⁵ Jackman. 1980. "Racial Inequalities in Home Ownership."

¹⁶ Fairlie, Robert W. and Harry A. Krashinsky. 2006. "Liquidity Constraints, Household Wealth, and Entrepreneurship Revisited." IZA Discussion Paper. No. 2201.

Figure G-2.
Median home values, 2000



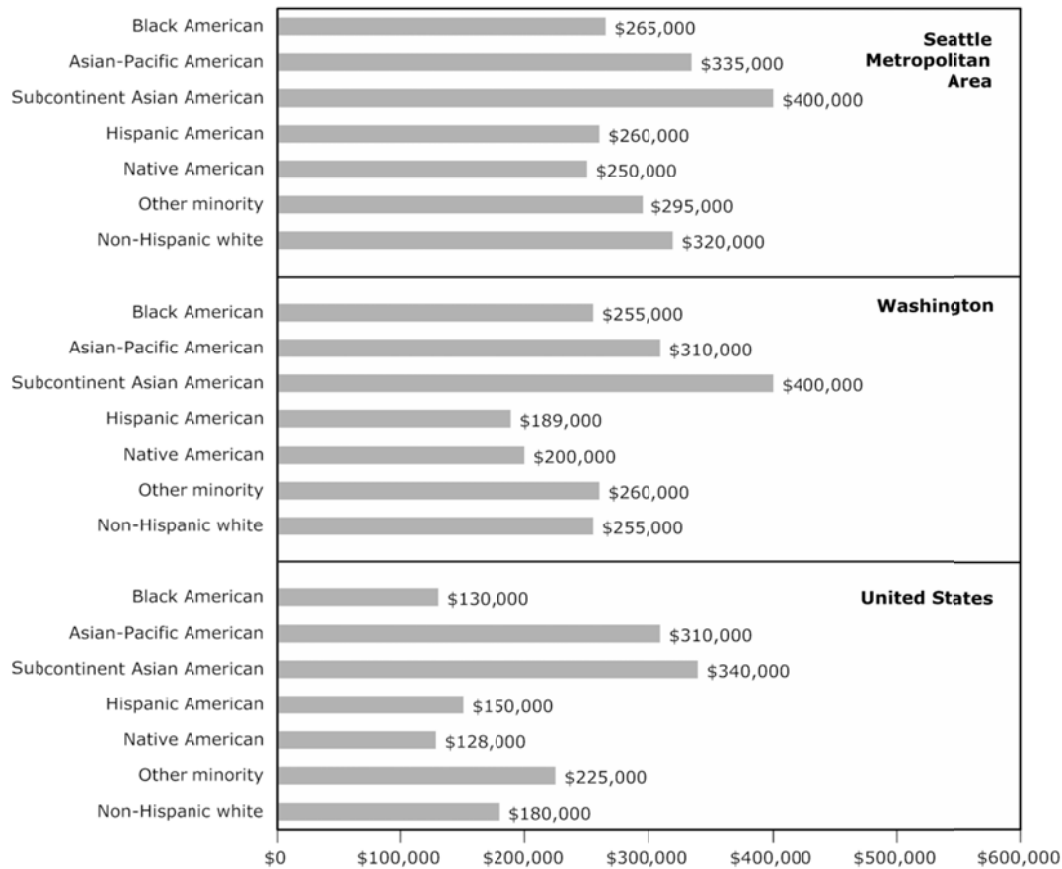
Note: The sample universe is all owner-occupied housing units.

Source: BBC Research & Consulting from 2000 U.S. Census data. The raw data extract was obtained through the IPUMS program of the MN Population Center: <http://usa.ipums.org/usa/>.

Mortgage lending. Minorities may be denied opportunities to own homes, to purchase more expensive homes, or to access equity in their homes if they are discriminated against when applying for home mortgages. In a recent lawsuit, Bank of America paid \$335 million to settle allegations that its Countrywide Financial unit discriminated against Black American and Hispanic American borrowers between 2004 and 2008. The case was brought by the Securities and Exchange Commission after finding evidence of “statistically significant disparities by race and ethnicity” among Countrywide Financial customers.¹⁷

¹⁷ Savage, Charlie. December 22, 2011. “\$335 Million Settlement on Countywide Lending Bias.” *NYTimes.com*. Available online at <http://www.nytimes.com/2011/12/22/business/us-settlement-reported-on-countrywide-lending.html>.

Figure G-3.
Median home values, 2009-2011



Note: The sample universe is all owner-occupied housing units.

Source: BBC Research & Consulting from 2009-2011 American Community Survey data. The raw data extract was obtained through the IPUMS program of the MN Population Center: <http://usa.ipums.org/usa/>.

BBC explored market conditions for mortgage lending in the Seattle Metropolitan Area, Washington, and in the nation as a whole. The best available source of information concerning mortgage lending comes from Home Mortgage Disclosure Act (HMDA) data, which contain information on mortgage loan applications that financial institutions, savings banks, credit unions, and some mortgage companies receive.¹⁸ Those data include information about the location, dollar amount, and types of loans made, as well as race/ethnicity, income, and credit characteristics of all loan applicants. The data are available for home purchases, loan refinances, and home improvement loans.

¹⁸ Financial institutions were required to report 2012 HMDA data if they had assets of more than \$41 million (\$39 million for 2009 and \$35 million for 2006); have a branch office in a metropolitan area; and originated at least one home purchase or refinance loan in the reporting calendar year. Mortgage companies are required to report HMDA if they are for-profit institutions; had home purchase loan originations exceeding 10 percent of all loan obligations in the past year; are located in a Metropolitan Statistical Area (MSA); or originated five or more home purchase loans in a particular MSA; and either had more than \$10 million in assets or made at least 100 home purchase or refinance loans in the calendar year.

BBC examined HMDA statistics provided by the Federal Financial Institutions Examination Council (FFIEC) for 2006, 2009, and 2012. Although 2012 provides the most current representation of the home mortgage market, the 2006 data represent market conditions from before the recent mortgage crisis. Many of the institutions that originated loans in 2006 were no longer in business by the 2012 reporting date for HMDA data.¹⁹ For example, the 2006 HMDA data include information about 483,000 loan applications in the Seattle Metropolitan Area that about 700 lenders processed. The 2012 HMDA data for the Seattle Metropolitan Area include information about 292,000 loan applications processed by about 600 lenders. In addition, the percentage of government-insured loans that the study team did not include in its analysis increased dramatically between 2006 and 2012, decreasing the proportion of total loans that the study team analyzed in the 2012 data.²⁰

Mortgage denials. BBC examined mortgage denial rates on conventional loan applications made by high-income households. Conventional loans are loans that are not insured by a government program. High-income applicants are those households with 120 percent or more of the U.S. Department of Housing and Urban Development (HUD) area median family income.²¹ Loan denial rates are calculated as the percentage of mortgage loan applications that were denied, excluding applications that the potential borrowers terminated and applications that were closed due to incompleteness.²²

Figure G-4 presents loan denial results for the Seattle Metropolitan Area, Washington, and the United States in 2006, 2009, and 2012. Data for 2006 show higher denial rates for all groups in the Seattle Metropolitan Area compared with 2012. In 2006, Black American, Asian American, Hispanic American, Native American, and Native Hawaiian and other Pacific Islander high-income applicants all exhibited higher loan denial rates compared with non-Hispanic white applicants. Results in 2009 were similar. In 2012, loan denial rates remained high for all minority loan applicants except Hispanic Americans in the Seattle Metropolitan Area:

- The denial rate was particularly high among Black American applicants (16%) and Native American applicants (14%), compared to non-Hispanic white applicants (7%).
- Loan denial rates in 2012 were also higher for Asian Americans (9%) and Native Hawaiian or other Pacific Islanders (9%) compared with non-Hispanic whites.

¹⁹ According to an article by the Federal Reserve, the volume of reported loan applications and originations fell sharply from 2007 to 2008 after previously falling between 2006 and 2007. See Avery, Brevoort, and Canner, "The 2008 HMDA Data: The Mortgage Market during a Turbulent Year." The article is available online at: <http://www.federalreserve.gov/pubs/bulletin/2009/pdf/hmda08draft.pdf>.

²⁰ Loans insured by government programs have surged since 2006. In 2006, about 10 percent of first lien home loans were insured by a government program. More than half of home loans were insured by government programs in 2009. Source: "The 2009 HMDA Data: The Mortgage Market in a Time of Low Interest Rates and Economic Distress," *Federal Reserve Bulletin*, December 2010, pp A39-A77.

²¹ The median family income in 2012 was about \$65,000 for the United States as a whole and \$88,000 for the Seattle-Bellevue MSA (in 2012 dollars). Median family income for 2006 was \$68,000 for the United States as a whole and \$85,000 for the Seattle-Bellevue MSA (in 2012 dollars). Source: U.S. Department of Housing and Urban Development (HUD) at www.huduser.org.

²² For this analysis, loan applications are considered to be applications for which a specific property was identified, thus excluding preapproval requests.

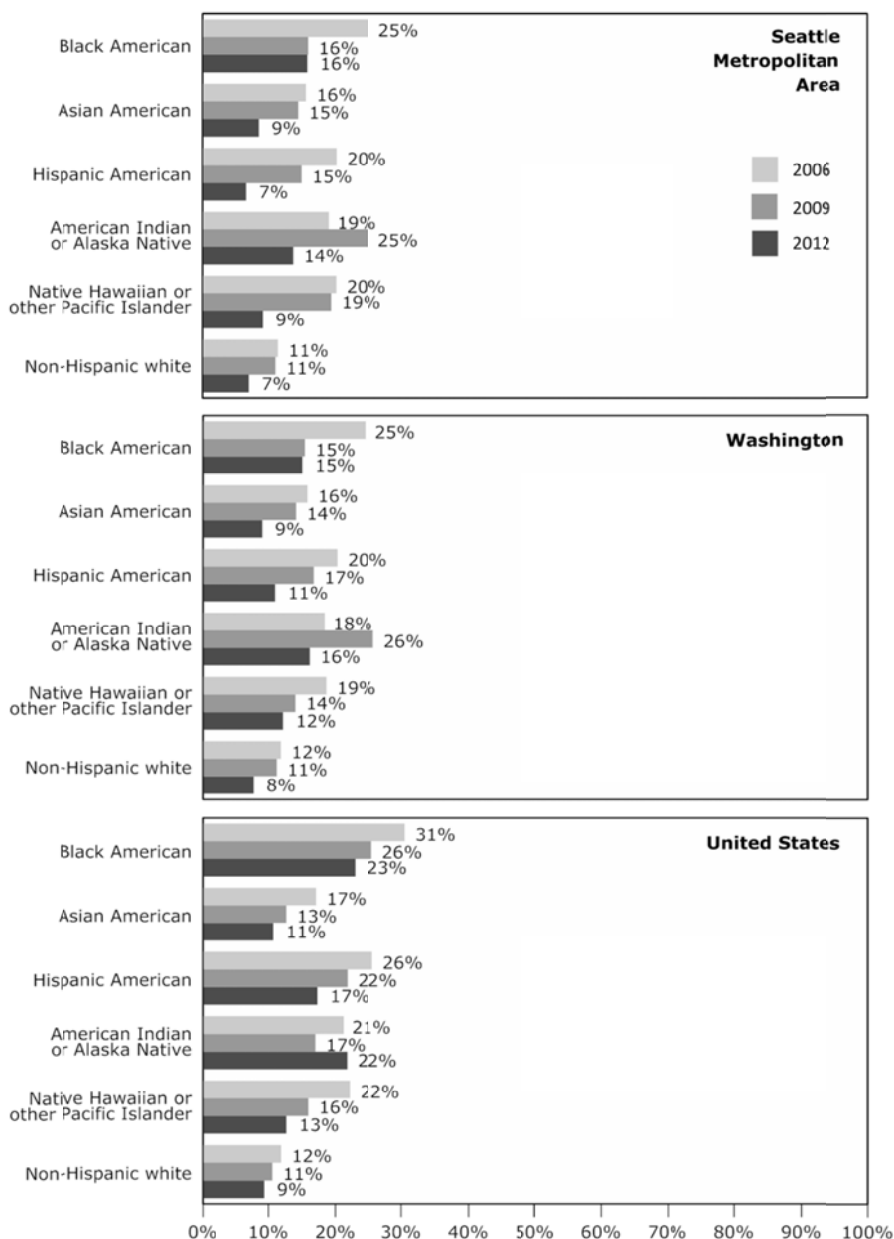
Figure G-4.
Denial rates of
conventional
purchase loans to
high-income
households,
2006, 2009, and
2012

Note:

High-income borrowers are
those households with 120% or
more than the HUD area
median family income (MFI).

Source:

FFIEC HMDA data 2006, 2009
and 2012.



Additional research. Several national studies have examined disparities in loan denial rates and loan amounts for minorities in the presence of other influences. For example:

- A study by the Federal Reserve Bank of Boston is one of the most cited studies of mortgage lending discrimination.²³ It was conducted using the most comprehensive set of credit characteristics ever assembled for a study on mortgage discrimination.²⁴ The study

²³ Munnell, Alicia H., Geoffrey Tootell, Lynn Browne and James McEneaney. 1996. "Mortgage Lending in Boston: Interpreting HMDA Data." *The American Economic Review*. 86: 25-53.

²⁴ Ladd, Helen F. 1998. "Evidence on Discrimination in Mortgage Lending." *The Journal of Economic Perspectives*. 12:41-62.

provided persuasive evidence that lenders in the Boston area discriminated against minorities in 1990.²⁵

- Analyses based on the Federal Reserve Board's 1983 Survey of Consumer Finances and the 1980 Census of Population and Housing data revealed that minority households were one-third as likely to receive conventional loans as non-Hispanic white households after taking into account financial and demographic variables.²⁶
- Findings from a Midwest study indicate a relationship between race and both the number and size of mortgage loans. Data matched on socioeconomic characteristics revealed that Black American borrowers across 13 census tracts received significantly fewer loans and of smaller sizes compared to their white counterparts.²⁷

However, other studies have found that differences in preferences for Federal Housing Administration (FHA) loans—mortgage loans that the government insures—versus conventional loans among racial and ethnic groups may partially explain disparities found in conventional loan approvals between minorities and non-minorities.²⁸ Several studies have found that, historically, minority borrowers are far more likely to seek FHA loans than comparable non-Hispanic white borrowers across different income and wealth levels. The insurance on FHA loans protects the lender, but the borrower can be disadvantaged by higher borrowing costs.²⁹

Subprime lending. Loan denial is only one way minorities might be discriminated against in the home mortgage market. Mortgage lending discrimination can also occur through higher fees and interest rates. Subprime lending provides a unique environment for such types of discrimination. Until recent years, one of the fastest growing segments of the home mortgage industry was subprime lending. From 1994 through 2003, subprime mortgage activity grew by 25 percent per year and accounted for \$330 billion of U.S. mortgages in 2003, up from \$35 billion a decade earlier. In 2006, subprime loans represented about one-fifth of all mortgages in the United States.³⁰ With higher interest rates than prime loans, subprime loans were historically marketed to customers with blemished or limited credit histories who would not typically qualify for prime loans. Over time, subprime loans also became available to homeowners who did not want to make a down payment; did not want to provide proof of income and assets; or wanted to purchase a home with a cost above that for which they would

²⁵ Yinger, John. 1995. *Closed Doors, Opportunities Lost: The Continuing Costs of Housing Discrimination*. New York: Russell Sage Foundation, 71.

²⁶ Canner, Glenn B., Stuart A. Gabriel and J. Michael Woolley. 1991. "Race, Default Risk and Mortgage Lending: A Study of the FHA and Conventional Loan Markets." *Southern Economic Journal*. 58:249-262.

²⁷ Leahy, Peter J. 1985. "Are Racial Factors Important for the Allocation of Mortgage Money?: A Quasi-Experimental Approach to an Aspect of Discrimination." *American Journal of Economics and Sociology*. 44:185-196.

²⁸ Canner. 1991. "Race, Default Risk and Mortgage Lending: A Study of the FHA and Conventional Loan Markets."

²⁹ Yinger. 1995. *Closed Doors, Opportunities Lost: The Continuing Costs of Housing Discrimination*. 80.

³⁰ Avery, Brevoort, and Canner, "The 2006 HMDA Data." Federal Reserve Bulletin, December 2007, pp. A73-A109.

qualify from a prime lender.³¹ Because of higher interest rates and additional costs, subprime loans affected homeowners' ability to grow home equity and increased their risks of foreclosure.

Although there is no standard definition of a subprime loan, there are several commonly-used approaches to examining rates of subprime lending. BBC used a "rate-spread method"—in which subprime loans are identified as those loans with substantially above-average interest rates—to measure rates of subprime lending in 2006, 2009, and 2012.³² Because lending patterns and borrower motivations differ depending on the type of loan being sought, the study team separately considered home purchase loans and refinance loans. Patterns in subprime lending did not differ substantially between the different types of loans.

Subprime home purchase loans. Figure G-5 shows the percent of conventional home purchase loans that were subprime in the Seattle Metropolitan Area, Washington, and the United States, based on 2006, 2009, and 2012 HMDA data. The rates of subprime lending in 2009 and 2012 were dramatically lower overall than in 2006 due to the collapse of the mortgage lending market in the late 2000s.

In the Seattle Metropolitan Area, Black American and Native American borrowers were more likely to receive subprime home purchase loans than non-Hispanic whites in all three years (2006, 2009, and 2012). Hispanic American borrowers were also more likely than non-Hispanic whites to receive subprime loans in both 2006 and 2009, and Native Hawaiian or other Pacific Islanders were more likely than non-Hispanic whites to receive subprime loans in 2006.

Data for 2006 indicate substantial disparities for all minority groups except Asian Americans:

- About 16 percent of home purchase loans issued to non-Hispanic whites were subprime.
- Forty-two percent of home purchase loans that were issued to Black Americans were subprime.
- Forty-three percent of home purchase loans that were issued to Hispanic Americans were subprime.
- One-fifth (20%) of home purchase loans issued to Native Americans and one-third (34%) of home purchase loans issued to Native Hawaiians or other Pacific Islanders were subprime.

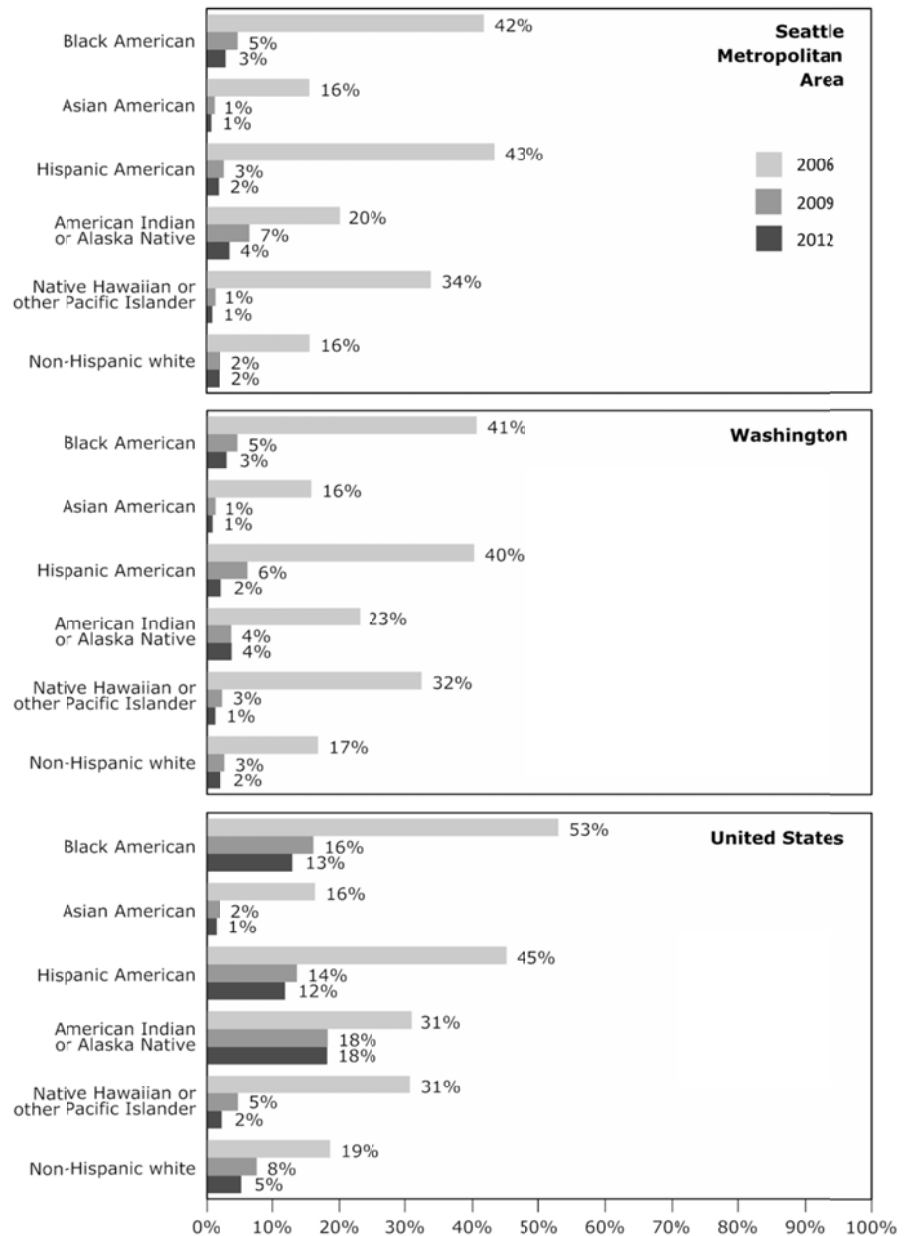
³¹ Gerardi, Shapiro, and P. Willen. 2008. "Subprime Outcomes: Risky Mortgages, Homeownership Experiences, and Foreclosure." *Federal Reserve Bank of Boston*.

³² Prior to October 2009, first lien loans were identified as subprime if they had an annual percentage rate (APR) that was 3.0 percentage points or greater than the federal treasury security rate of like maturity. As of October 2009, rate spreads in HMDA data were calculated as the difference between APR and Average Prime Offer Rate, with subprime loans defined as 1.5 percentage points of the rate spread or more. BBC identified subprime loans according to those measures in the corresponding time periods.

**Figure G-5.
Percent of
conventional home
purchase loans that
were subprime,
2006, 2009, and
2012**

Source:

FFIEC HMDA data 2006, 2009
and 2012.



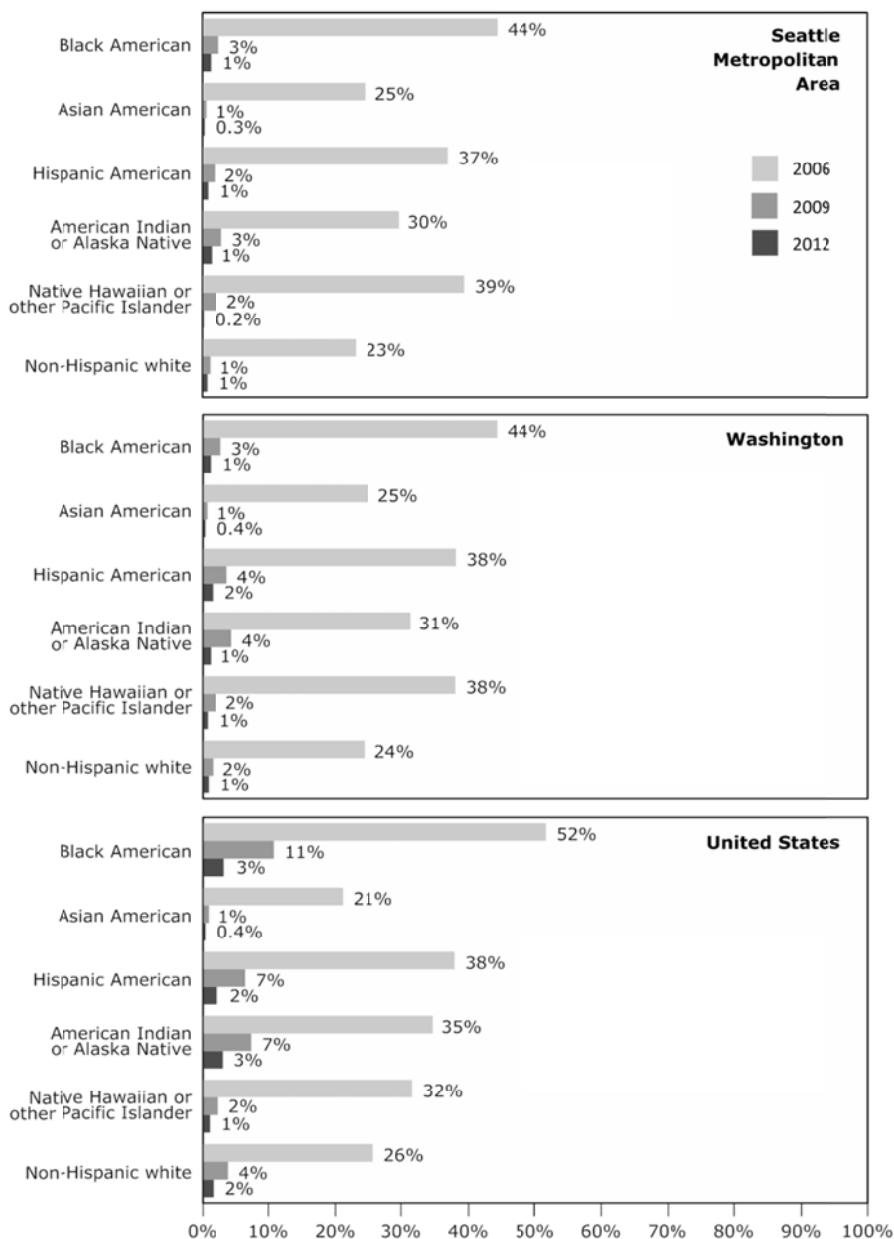
Although the overall volume of subprime loans dropped substantially between 2006 and 2012, racial/ethnic disparities in subprime lending persisted:

- In 2012, 2 percent of conventional home purchase loans issued to non-Hispanic white borrowers were subprime.
- About 3 percent of home purchase loans issued to Black Americans were subprime.
- About 4 percent of home purchase loans issued to Native Americans were subprime.

Subprime refinance loans. Figure G-6 presents the percentage of home refinance loans that were subprime in the Seattle Metropolitan Area, Washington, and the United States. As with home purchase loans, the rates of subprime lending in 2009 and 2012 were dramatically lower for refinance loans than in 2006 due to the collapse of the mortgage lending market.

Figure G-6.
Percent of
conventional
refinance loans that
were subprime,
2006, 2009, and
2012

Source:
FFIEC HMDA data 2006, 2009
and 2012.



In the Seattle Metropolitan Area, subprime trends for refinance loans were similar to subprime trends for home purchase loans. Compared to non-Hispanic white borrowers, Black Americans, Hispanic Americans, and Native Americans were more likely to receive subprime refinance loans in 2006, 2009, and 2012; Native Hawaiian or Other Pacific Islanders were more likely to receive subprime refinance loans in both 2006 and 2009; and Asian Americans were more likely to receive subprime refinance loans in 2006.

In 2006, about 44 percent of refinance loans issued to Black Americans, 25 percent of refinance loans issued to Asian Americans, 37 percent of refinance loans issued to Hispanic Americans, 30 percent of refinance loans issued to Native Americans, and 39 percent of refinance loans issued to Native Hawaiians or other Pacific Islanders were subprime. In contrast, only 23 percent of refinance loans issued to non-Hispanic whites in 2006 were subprime.

By 2012, subprime loans made up a much smaller proportion of the total conventional home refinance loans issued in that year (in the Seattle Metropolitan Area and in the United States). The decrease in subprime refinance loans was evident for all racial/ethnic groups but disparities for some minority groups compared to non-Hispanic whites persisted.

- Approximately 1.3 percent of conventional home refinance loans issued to African American were subprime, compared to 0.7 percent for non-Hispanic white borrowers.
- About 1.4 percent of home refinance loans issued to Native Americans were subprime—the highest of any racial/ethnic group included in the analysis.
- Among Hispanic American borrowers, 0.9 percent of home refinance loans were subprime, lower than the rate for non-Hispanic white borrowers.

Additional research. Some evidence suggests that lenders sought out and offered subprime loans to individuals who often would not be able to pay off the loan, a form of “predatory lending.”³³ Furthermore, some research has found that many recipients of subprime loans could have qualified for prime loans.³⁴ Previous studies of subprime lending suggest that predatory lenders have disproportionately targeted minorities. A 2001 HUD study using 1998 HMDA data found that subprime loans were disproportionately concentrated in Black American neighborhoods compared with white neighborhoods, even after accounting for income.³⁵ For example, borrowers in higher-income Black American neighborhoods were six times more likely to refinance with a subprime loan than borrowers in higher-income white neighborhoods.

Implications of the recent mortgage lending crisis. The turmoil in the housing market since late 2006 has been far-reaching, resulting in the loss of home equity, decreased demand for housing, and increased rates of foreclosure.³⁶ Much of the blame has been placed on risky practices in the mortgage industry including substantial increases in subprime lending. As discussed above, the number of subprime mortgages increased at an extraordinary rate between the mid-1990s and mid-2000s. Those high-cost, high-interest loans increased from 8 percent of originations in

³³ Department of Housing and Urban Development (HUD) and the Department of Treasury. 2001. HUD-Treasury National Predatory Lending Task Force Report. *HUD*; Carr, J. and L. Kolluri. 2001. Predatory Lending: An Overview. *Fannie Mae Foundation*; and California Reinvestment Coalition, Community Reinvestment Association of North Carolina, Empire Justice Center, Massachusetts Affordable Housing Alliance, Neighborhood Economic Development Advocacy Project, Ohio Fair Lending Coalition and Woodstock Institute, 2008. “Paying More for the American Dream.”

³⁴ Freddie Mac. 1996, September. “Automated Underwriting: Making Mortgage Lending Simpler and Fairer for America’s Families.” *Freddie Mac*. (accessed February 5, 2007); and Lanzerotti. 2006. “Homeownership at High Cost: Foreclosure Risk and High Cost Loans in California.” *Federal Reserve Bank of San Francisco*.

³⁵ Department of Housing and Urban Development (HUD) and the Department of Treasury. 2001.

³⁶ Joint Center for Housing Studies of Harvard University. 2008. “The State of the Nation’s Housing.”

2003 to 20 percent in 2005 and 2006.³⁷ The preponderance of subprime lending is important, because households repaying subprime loans have a higher likelihood of delinquency or foreclosure. A 2008 study released from the Federal Reserve Bank of Boston found that, “homeownerships that begin with a subprime purchase mortgage end up in foreclosure almost 20 percent of the time, or more than six times as often as experiences that begin with prime purchase mortgages.”³⁸

Such problems substantially impact the ability of homeowners to secure capital through home mortgages to start or expand small businesses. That issue has been highlighted in statements made by members of the Board of Governors of the Federal Reserve System to the U.S. Senate and U.S. House of Representatives:

- On April 16, 2008, Frederic Mishkin informed the U.S. Senate Committee on Small Business and Entrepreneurship that “one of the most important concerns about the future prospects for small business access to credit is that many small businesses use real estate assets to secure their loans. Looking forward, continuing declines in the value of their real estate assets clearly have the potential to substantially affect the ability of those small businesses to borrow. Indeed, anecdotal stories to this effect have already appeared in the press.”³⁹
- On November 20, 2008, Randall Kroszner told the U.S. House of Representatives Committee on Small Business that “small business and household finances are, in practice, very closely intertwined. [T]he most recent SSBF indicated that about 15 percent of the total value of small business loans in 2003 was collateralized by ‘personal’ real estate. Because the condition of household balance sheets can be relevant to the ability of some small businesses to obtain credit, the fact that declining house prices have weakened household balance-sheet positions suggests that the housing market crisis has likely had an adverse impact on the volume and price of credit that small businesses are able to raise over and above the effects of the broader credit market turmoil.”⁴⁰

Former Federal Reserve Chairman Ben Bernanke recognized the reality of those concerns in a speech titled “Restoring the Flow of Credit to Small Businesses” on July 12, 2010.⁴¹ Bernanke indicated that small businesses have had difficulty accessing credit and pointed to the declining value of real estate as one of the primary obstacles. Furthermore, the National Federation of Independent Business (NFIB) conducted a national survey of 751 small businesses in late-2009 to investigate how the recession impacted access to capital.^{42, 43} NFIB concluded that “falling real

³⁷ *Ibid.*

³⁸ Gerardi, Shapiro, and P. Willen. 2008. “Subprime Outcomes: Risky Mortgages, Homeownership Experiences, and Foreclosure. *Federal Reserve Bank of Boston*.

³⁹ Mishkin, Frederic. 2008. “Statement of Frederic S. Mishkin, Member, Board of Governors of the Federal Reserve System before the Committee on Small Business and Entrepreneurship, U.S. Senate on April 16.”

⁴⁰ Kroszner, Randall. 2008. “Effects of the financial crisis on small business.” *Testimony before the Committee on Small Business, U.S. House of Representative on November 20*.

⁴¹ Bernanke, Ben. 2010. Restoring the Flow of Credit to Small Businesses. *Presented at the Federal Reserve Meeting Series: Addressing the Financing Needs of Small Businesses on July 12*.

⁴² The study defined a small business as a business employing no less than one individual in addition to the owner(s) and no more than 250 individuals.

estate values (residential and commercial) severely limit small business owner capacity to borrow and strains currently outstanding credit relationships.” Survey results indicated that 95 percent of small business employers owned real estate and 13 percent held “upside-down” property—that is, property for which the mortgage is worth more than its appraised value.⁴⁴

Another study analyzed the Survey of Consumer Finances to explore racial/ethnic disparities in wealth and how those disparities were impacted by the recession.⁴⁵ The study showed that there are substantial wealth disparities between Black Americans and whites as well as between Hispanics and whites and that those wealth disparities worsened between 1983 and 2010. In addition to growing over time, the wealth disparity also grows with age—whites are on a higher accumulation curve than Black Americans and Hispanic Americans. The study also reports that the 2007 through 2009 recession exacerbated wealth disparities, particularly for Hispanic Americans.

Opportunities to obtain business capital through home mortgages appear to be limited especially for homeowners with little home equity. Furthermore, the increasing rates of default and foreclosure, especially for homeowners with subprime loans, reflect shrinking access to capital available through such loans. Those consequences are likely to have a disproportionate impact on minorities in terms of both homeownership and the ability to secure capital for business start-up and growth.

Redlining. Redlining refers to mortgage lending discrimination against geographic areas associated with high lender risk. Those areas are often racially determined, such as Black American or mixed-race neighborhoods.⁴⁶ That practice can perpetuate problems in already poor neighborhoods.⁴⁷ Most quantitative studies have failed to find strong evidence in support of geographic dimensions of lender decisions. Studies in Columbus, Ohio; Boston, Massachusetts; and Houston, Texas found that racial differences in loan denial had little to do with the racial composition of a neighborhood but rather with the individual characteristics of the borrower.⁴⁸ Some studies found that the race of an applicant—but not the racial makeup of the neighborhood—to be an important factor in loan denials.

Studies of redlining have primarily focused on the geographic aspect of lender decisions. However, redlining can also include the practice of restricting credit flows to minority neighborhoods through procedures that are not observable in actual loan decisions. Examples

⁴³ National Federation of Independent Business (NFIB). 2010. Small Business Credit in a Deep Recession.

⁴⁴ “Upside-down property” is defined as a property for which the mortgage is worth more than the property’s appraised value.

⁴⁵ McKernan, Signe-Mary, Caroline Ratcliffe, Eugene Steverle and Sisi Zhang. 2013. “Less Than Equal: Racial Disparities in Wealth Accumulation.” Urban Institute.

⁴⁶ Holloway, Steven R. 1998. “Exploring the Neighborhood Contingency of Race Discrimination in Mortgage Lending in Columbus, Ohio.” *Annals of the Association of American Geographers*. 88:252-276.

⁴⁷ Ladd, Helen F. 1998. “Evidence on Discrimination in Mortgage Lending.” *The Journal of Economic Perspectives*. 12:41-62.

⁴⁸ See Holloway. 1998. “Exploring the Neighborhood Contingency of Race Discrimination in Mortgage Lending in Columbus, Ohio.”; Tootell. 1996. “Redlining in Boston: Do Mortgage Lenders Discriminate Against Neighborhoods?”; and Holmes, Andrew and Paul Horvitz. 1994. “Mortgage Redlining: Race, Risk, and Demand.” *The Journal of Finance*. 49:81-99.

include branch placement, advertising, and other pre-application procedures.⁴⁹ Such practices can deter minorities from starting businesses. Locations of financial institutions are important to small business start up, because local banking sectors often finance local businesses.⁵⁰ Redlining practices deny that resource to minorities.

Steering by real estate agents. Historically, differences in the types of loans that are issued to minorities have also been attributed to “steering” by real estate agents, who serve as an information filter.⁵¹ Despite the fact that steering has been prohibited by law for many decades, some studies claim that real estate brokers provide different levels of assistance and different information on loans to minorities than they do to non-minorities.⁵² Such steering can affect the perception of minority borrowers about the availability of mortgage loans.

Gender discrimination in mortgage lending. Comparatively little information is available on gender-based discrimination in mortgage lending markets. Historically, lending practices overtly discriminated against women by requiring information on marital and childbearing status. Perceived risk associated with granting loans to women of childbearing age and unmarried women resulted in “income discounting,” limiting the availability of loans to women.⁵³ The Equal Credit Opportunity Act (ECOA) in 1973 suspended such discriminatory lending practices. However, certain barriers affecting women have persisted after 1973 in mortgage lending markets. For example, there is some evidence that lenders have under-appraised properties for female borrowers.⁵⁴

Access to Business Capital

Barriers to capital markets can have substantial impacts on small business formation and expansion. For example, participants in interviews for this study and public meetings held in conjunction with the 2012 Washington State Department of Transportation disparity study identified, “discrimination in obtaining loans due to race and gender” as a barrier to business success. In addition, several studies have found evidence that start-up capital is important for business profits, longevity, and other outcomes.

- The amount of start-up capital is positively associated with small business sales and other outcomes;⁵⁵
- Limited access to capital has affected the size of Black American-owned businesses;^{56, 57} and

⁴⁹ Yinger, John. 1995. “Closed Doors, Opportunities Lost: The Continuing Costs of Housing Discrimination.” Russell Sage Foundation. New York. 78-79.

⁵⁰ Holloway. 1998. “Exploring the Neighborhood Contingency of Race Discrimination in Mortgage Lending in Columbus, Ohio.”

⁵¹ Kantor, Amy C. and John D. Nystuen. 1982. “De Facto Redlining a Geographic View.” *Economic Geography*. 4:309-328.

⁵² Yinger. 1995. Closed Doors, Opportunities Lost: The Continuing Costs of Housing Discrimination. 78–79.

⁵³ Card. 1980. “Women, Housing Access, and Mortgage Credit.”

⁵⁴ Ladd, Helen F. 1982. “Equal Credit Opportunity: Women and Mortgage Credit.” *The American Economic Review*. 72:166-170.

⁵⁵ See Fairlie, Robert W. and Harry A. Krashinsky. 2006. “Liquidity Constraints, Household Wealth, and Entrepreneurship Revisited;” and Grown. 1991. “Commercial Bank Lending Practices and the Development of Black-Owned Construction Companies.”

- Weak financial capital was identified as a reason that more Black American-owned businesses than non-Hispanic white-owned businesses closed over a four-year period.⁵⁸

Bank loans are one of the largest sources of debt capital for small businesses.⁵⁹ Discrimination in the application and approval processes of those loans and other credit resources could be detrimental to the success of minority- and women-owned businesses. Previous studies have examined race/ethnicity and gender discrimination in capital markets by evaluating:

- Loan denial rates;
- Loan values;
- Interest rates;
- Business owners' fears that loan applications will be rejected;
- Sources of capital; and
- Relationships between start-up capital and business survival.

To examine the role of race/ethnicity and gender in capital markets, the study team analyzed data from the Federal Reserve Board's 1998 and 2003 Survey of Small Business Finances (SSBF)—the most comprehensive national source of credit characteristics of small businesses (those with fewer than 500 employees). The survey contains information on loan denial and interest rates as well as anecdotal information from businesses. The samples from 1998 and 2003 contain records for 3,521 and 4,240 businesses, respectively. The study team applied sample weights to provide representative estimates.

The SSBF records the geographic location of businesses by Census Division not by city, county, or state. The Pacific Census Division (referred to here as the *Pacific region*) contains data for Washington, along with Alaska, California, Oregon, and Hawaii. The Pacific region is the level of geographic detail of SSBF data most specific to the Seattle Metropolitan Area, and 2003 is the most recent information available from the SSBF because the survey was discontinued after that year.

⁵⁶ Grown, C. and Bates, T. 1992. "Commercial Bank Lending Practices and the Development of Black-Owned Construction Companies." *Journal of Urban Affairs*, 14: 25–41.

⁵⁷ Fairlie, Robert W. and Alicia M. Robb. 2010. *Race and Entrepreneurial Success*. Cambridge: MIT Press.

⁵⁸ Grown, C. and Bates, T. 1992. "Commercial Bank Lending Practices and the Development of Black-Owned Construction Companies." *Journal of Urban Affairs*, 14: 25–41.

⁵⁹ Data from the 1998 SSBF indicates that 70 percent of loans to small business are from commercial banks. This result is present across all gender, race and ethnic groups with the exception of Black Americans, whose rate of lending from commercial banks is even greater than other minorities. See Blanchard, Lloyd, Bo Zhao and John Yinger. 2005. "Do Credit Market Barriers Exist for Minority and Woman Entrepreneurs." *Center for Policy Research, Syracuse University*.

Loan denial rates. Figure G-7 presents loan denial rates from the 1998 and 2003 SSBFs for the Pacific region and for the United States.⁶⁰ National SSBF data for 1998 reveal that Black American-, Asian American-, and Hispanic American-owned businesses exhibited loan denial rates considerably higher than that of non-Hispanic white male-owned businesses. In 2003, the loan denial rate for Black American-owned businesses (51%) in the United States remained substantially higher than for non-Hispanic white male-owned businesses (8%).

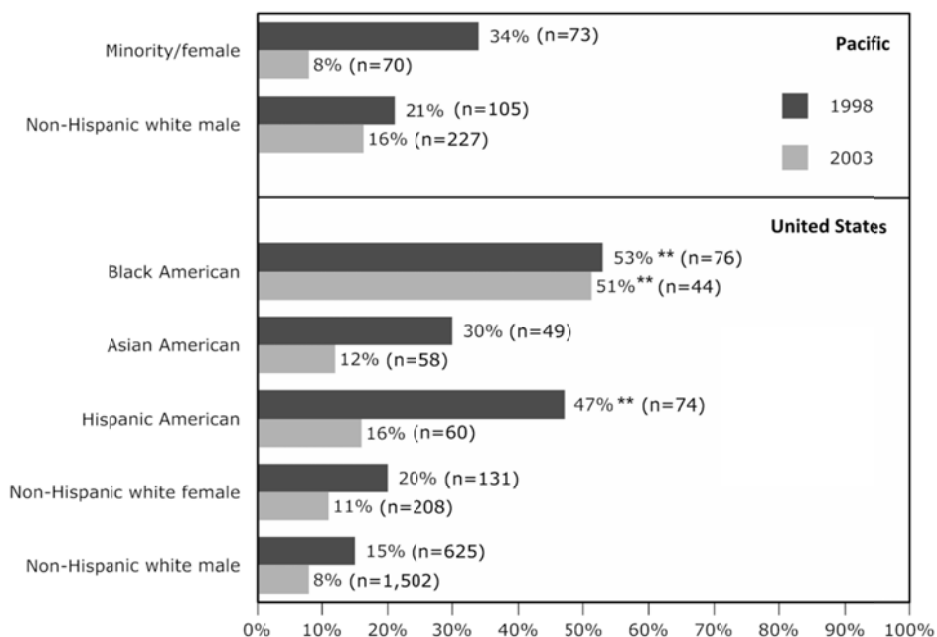
**Figure G-7.
Business loan
denial rates,
1998 and 2003**

Note:

** Denotes that the difference in proportion from non-Hispanic white male-owned businesses is statistically significant at the 95% confidence level.

Source:

BBC Research & Consulting from 1998 and 2003 Survey of Small Business Finances.



As shown in Figure G-7, about 34 percent of minority- and women-owned businesses in the Pacific region reported being denied loans in 1998, a larger percentage than the 21 percent of non-Hispanic white male-owned businesses that reported being denied loans. According to 2003 SSBF data, a smaller percentage of minority- and female-owned businesses in the Pacific region were denied loans compared to non-Hispanic white male-owned businesses, which was inconsistent with national results for that year. (Loan denial statistics on individual minority groups in the Pacific region are not reported in Figure G-7 due to relatively small sample sizes.)

Other researchers' regression analyses of loan denial rates. Several studies have investigated whether disparities in loan denial rates for different racial/ethnic and gender groups exist after controlling for other factors that affect loan approvals. Findings from those studies include the following:

- Commercial banks are less likely to loan to Black American-owned businesses than to non-Hispanic white-owned businesses after statistically controlling for other factors.⁶¹

⁶⁰ The denial rates represent the proportion of business owners whose loan applications over the previous three years were always denied, compared to business owners whose loan applications were always approved or sometimes approved and sometimes denied.

⁶¹ Cavalluzzo, Ken, Linda Cavalluzzo and John Wolken. 2002. "Competition, Small Business Financing and Discrimination: Evidence from a New Survey." *Journal of Business*. 75: 641-679.

- Black American, Hispanic American, and Asian American men are more likely to be denied loans than non-Hispanic white men. However, Black American borrowers are more likely to apply for loans.⁶²
- Disparities in loan denial rates between Black American-owned and non-Hispanic white-owned businesses tend to decrease with increasing competitiveness of lender markets. A similar phenomenon is observed when considering differences in loan denial rates between male- and female-owned businesses.⁶³
- The probability of loan denial decreases with greater personal wealth. However, accounting for personal wealth does not resolve the large differences in denial rates across Black American-, Hispanic American-, Asian American-, and non-Hispanic white-owned businesses. Specifically, information about personal wealth explained some differences between Hispanic- and Asian American-owned businesses and non-Hispanic white-owned businesses, but they explained almost none of the differences between Black American-owned businesses and non-Hispanic white-owned businesses.⁶⁴
- Loan denial rates are higher for Black American-owned businesses than for non-Hispanic white-owned businesses after accounting for several factors such as creditworthiness and other characteristics. Consistent evidence on loan denial rates and other indicators of discrimination in credit markets was not found for other minorities or for women.⁶⁵
- Women-owned businesses are no less likely to apply or be approved for loans compared with male-owned businesses.⁶⁶
- There are possible disparities in loan denial rates based on race/ethnicity and gender even after accounting for other factors. Black American-owned businesses showed the highest probabilities of loan denial. Hispanic American- and Asian American-owned businesses also showed relatively high rates of loan denial.⁶⁷

BBC regression model for denial rates. The BBC study team conducted its own analysis of the SSBF by developing a model to explore the relationship between loan denial and the race/ethnicity and gender of business owners while statistically controlling for other factors. As discussed above, there is extensive literature on business loan denials that provides the theoretical basis for the regression models. Many studies have used probit econometric models to investigate the effects of various owner, business, and loan characteristics on the likelihood of

⁶² Coleman, Susan. 2002. "Characteristics and Borrowing Behavior of Small, Women-owned Firms: Evidence from the 1998 National Survey of Small Business Finances." *The Journal of Business and Entrepreneurship*. 151-166.

⁶³ Cavalluzzo, 2002. "Competition, Small Business Financing and Discrimination: Evidence from a New Survey."

⁶⁴ Cavalluzzo, Ken and John Wolken. 2002. "Small Business Turndowns, Personal Wealth and Discrimination." *FEDS Working Paper No. 2002-35*.

⁶⁵ Blanchflower, David G., Phillip B. Levine and David J. Zimmerman. 2003. "Discrimination in the Small Business Credit Market." *The Review of Economics and Statistics*. 85:930-943.

⁶⁶ Coleman. 2002. "Characteristics and Borrowing Behavior of Small, Women-owned Firms: Evidence from the 1998 National Survey of Small Business Finances."

⁶⁷ CRA International. 2007. "Measuring Minority- and Woman-Owned Construction and Professional Service Firm Availability and Utilization." *Prepared for Santa Clara Valley Transportation Authority*.

loan denial. The standard model that the study team used includes three general categories of variables:

- The owner's demographic characteristics (including race and gender), credit, and resources (14 variables);
- Business characteristics and credit and financial health (29 variables); and
- The environment in which the business and lender operate and characteristics of the loan (19 variables).⁶⁸

BBC developed two models, one for the 1998 SSBF and one for the 2003 SSBF, using those standard variables. After excluding a small number of observations where the loan outcome was imputed, the 1998 national sample included 931 businesses that had applied for a loan during the three years preceding the 1998 SSBF and the Pacific region included 172 such businesses. The 2003 national sample included 1,897 businesses that had applied for a loan during the three years preceding the 2003 SSBF and the Pacific region included 298 such businesses.

Given the relatively small sample sizes for the Pacific region and the large number of variables in the model, the study team included all U.S. businesses in the model and estimated any Pacific region effects by including regional control variables—an approach commonly used in other studies that analyze SSBF data.⁶⁹ The regional variables include an indicator variable for businesses located in the Pacific region and interaction variables that represent businesses owned by minorities or women that are located in the Pacific region.⁷⁰

1998 SSBF regression results. Figure G-8 presents the marginal effects from the probit model predicting loan denials from 1998 SSBF data. The results from the model indicate that a number of race- and gender-neutral factors significantly affect the probability of loan denial. Those effects include the following:

- Being an older business owner is associated with an increased likelihood of loan denial;
- Having a four-year college degree or advanced degree is associated with a decreased likelihood of loan denial;
- More equity in the business owner's home—if he or she is a homeowner—is associated with a decreased likelihood of loan denial;
- Being a business that filed for bankruptcy in the past seven years or is or that has been delinquent in business transactions is associated with an increased likelihood of loan denial;

⁶⁸ See, for example, Blanchard, Lloyd; Zao, Bo and John Yinger. 2005. "Do Credit Barriers Exist for Minority and Women Entrepreneurs?" *Center for Policy Research, Syracuse University*.

⁶⁹ Blanchflower, David G.; Levine, Phillip B. and David J. Zimmerman. 2003. "Discrimination in the Small-Business Credit Market." *The Review of Economics and Statistics*. 85(4): 930-943; NERA Economic Consulting. 2008. "Race, Sex, and Business Enterprise: Evidence from the City of Austin." *Prepared for the City of Austin, Texas*; and CRA International. 2007. "Measuring Minority- and Woman-Owned Construction and Professional Service Firm Availability and Utilization." *Prepared for Santa Clara Valley Transportation Authority*.

⁷⁰ BBC also considered an interaction variable to represent businesses that are both minority- and female-owned but the term was not significant in 1998 or 2003.

Figure G-8.
Likelihood of business loan denial (probit regression) in the U.S. in the 1998 SSBF,
Dependent variable: loan denial

Variable	Marginal Effect	Variable	Marginal Effect	Variable	Marginal Effect
Race/ethnicity and gender		Firm's characteristics, credit and financial health		Firm and lender environment and loan characteristics	
African American	0.357 **	D&B credit score = moderate risk	0.094	Partnership	0.015
Asian American	0.015	D&B credit score = average risk	0.110	S corporation	-0.022
Hispanic American	0.213 **	D&B credit score = significant risk	0.063	C corporation	-0.030
Female	-0.024	D&B credit score = high risk	0.066	Construction industry	0.098 **
Pacific region	0.012	Total employees	0.000	Manufacturing industry	0.005
African American in Pacific region	-0.064	Percent of business owned by principal	0.000	Transportation, communications and utilities industry	0.074
Asian American in Pacific region	0.041	Family-owned business	0.076 **	Finance, insurance and real estate industries	-0.022
Hispanic American in Pacific region	-0.008	Firm purchased	-0.039	Engineering industry	0.122
Female in Pacific region	0.093	Firm inherited	0.022	Other industry	0.035
Owner's characteristics, credit and resources		Firm age	-0.002	Herfindahl index = .10 to .18	0.390 **
Age	0.002 *	Firm has checking account	0.030	Herfindahl index = .18 or above	0.369 **
Owner experience	0.001	Firm has savings account	-0.029	Located in MSA	0.006
Less than high school education	0.075	Firm has line of credit	-0.124 **	Sales market local only	0.021
Some college	-0.017	Existing capital leases	-0.008	Loan amount	0.000
Four-year degree	-0.061 **	Existing mortgage for business	-0.045 *	Capital lease application	-0.024
Advanced degree	-0.043	Existing vehicle loans	-0.067 **	Business mortgage application	-0.066 **
Log of Home Equity	-0.010 **	Existing equipment loans	-0.056 **	Vehicle loan application	-0.093 **
Bankruptcy in past 7 years	0.315 **	Existing loans from stockholders	0.111 **	Equipment loan application	-0.072 **
Judgement against in past 3 years	0.228 **	Other existing loans	-0.010	Loan for other purposes	-0.036
Log of net worth excluding home	0.001	Firm used trade credit in past year	-0.038		
Owner has negative net worth	-0.025	Log of total sales in prior year	0.000		
		Negative sales in prior year	0.073		
		Log of cost of doing business in prior year	0.002		
		Log of total assets	0.005		
		Negative total assets	-0.045		
		Log of total equity	0.015		
		Negative total equity	0.241		
		Firm bankruptcy in past 7 years	0.228 *		
		Firm delinquency in business transactions	0.258 **		

Note: * Statistically significant at 90% confidence level.
 ** Statistically significant at 95% confidence level.

For ease of interpretation the marginal effects of the probit coefficients are displayed in the figure. Significance is calculated using t-statistics from the probit coefficients associated with the marginal effects.

"Native American or other minority" and "Mining industry" perfectly predicted loan outcome and were excluded from the final regression.

Source: BBC Research & Consulting analysis of 1998 SSBF data.

- Being a business *owner* who filed for bankruptcy in the past seven years or has had a judgment against him or her is associated with an increased likelihood of loan denial;
- Being a family-owned business is associated with an increased likelihood of loan denial;
- Having an existing line of credit, an existing mortgage, or existing vehicle or equipment loans is associated with a decreased likelihood of loan denial;
- Having outstanding loans from stockholders is associated with a higher likelihood of loan denial;
- Being in the construction or engineering industry is associated with an increased likelihood of loan denial;
- Being in highly concentrated industry segments (as measured by the Herfindahl index) is associated with an increased likelihood of loan denial; and
- Applying for business mortgage applications and vehicle and equipment loan applications is associated with a decreased likelihood of loan denial.

After statistically controlling for race- and gender-neutral influences, the study team observed that businesses owned by Black Americans and Hispanic Americans were more likely to have their loans denied than other businesses. The indicator variable for the Pacific region and the interaction terms for Pacific region and minority- and women-ownership were not statistically significant. That result indicates that the probability of loan denials for minority- and women-owned businesses within the Pacific region are not significantly different from the U.S. as a whole after controlling for other factors.

The study team simulated loan approval rates for minority groups with statistically significant disparities (i.e., Black American- and Hispanic American-owned businesses) by comparing observed loan approval rates with simulated loan approval rates.⁷¹ “Loan approval” means that a business owner always or at least sometimes had his or her business loan applications approved over the previous three years. “Rates” of loan approval represent the percentage of businesses that received loan approvals (always or sometimes) during that time period.

The probit modeling approach allowed for simulations of loan approval rates for those groups as if they had the same probability of loan approval as similarly situated non-Hispanic white male-owned businesses. To conduct those simulations, BBC took the following steps:

1. BBC performed a probit regression analysis predicting loan approval using only non-Hispanic white male-owned businesses in the dataset.⁷²
2. The study team then used the coefficients from that model and the mean characteristics of Black American- and Hispanic American-owned businesses (including the effects of a business being in the Pacific region) to estimate the probability of loan approval of such groups.

⁷¹ The approval rate is equal to one minus the denial rate.

⁷² That version of the model excluded the race/ethnicity and gender indicator variables, because the value of all of those variables would be the same (i.e., 0).

The probit modeling approach allowed for simulations of loan approval rates for those groups as if they had the same probability of loan approval as similarly situated non-Hispanic white male-owned businesses. To conduct those simulations, BBC took the following steps:

1. BBC performed a probit regression analysis predicting loan approval using only non-Hispanic white male-owned businesses in the dataset.⁷³
2. The study team then used the coefficients from that model and the mean characteristics of Black American- and Hispanic American-owned businesses (including the effects of a business being in the Pacific region) to estimate the probability of loan approval of such groups.

The results of those simulations yielded estimates of loan approval rates for non-Hispanic white-owned businesses who shared the same characteristics of Black American- and Hispanic American-owned businesses. Higher simulated rates indicate that, in reality, Black American- and Hispanic American-owned businesses are less likely to be approved for loans than similarly-situated non-Hispanic white male-owned businesses. Figure G-9 shows those simulated loan approval rates (“benchmark”) in comparison to the actual approval rates observed in the 1998 SSBF. The disparity index was calculated by taking the actual loan approval rate for each group and dividing it by each group’s benchmark, and then multiplying the result by 100. Values less than 100 indicate that, in reality, the group is less likely to be approved for a loan than what would be expected for similarly-situated non-Hispanic white male-owned businesses—in other words that race/ethnicity affects the likelihood of those groups being approved for loans.

Figure G-9.
Comparison of actual loan approval rates to simulated loan approval rates, 1998

Group	Loan approval rates		Disparity index (100 = parity)
	Actual	Benchmark	
Black American	46.4%	76.8%	60
Hispanic American	53.7%	75.9%	71

Note: Actual approval rates presented here and denial rates in Figure G-7 do not sum to 100% because some observations were excluded from the probit regression.
 “Loan approval” means that a business owner always or at least sometimes had his or her business loan applications approved over the previous three years.

Source: BBC Research & Consulting analysis of 1998 SSBF data.

Based on 1998 SSBF data, the actual loan approval rate for Black American-owned businesses was 46 percent. Model results showed that Black American-owned businesses would have an approval rate of about 77 percent if they were approved for loans at the same rate as similarly-situated non-Hispanic white male-owned businesses (disparity index of 60). Similarly, Hispanic American-owned businesses would have an approval rate of about 76 percent if they were approved for loans at the same rate as similarly-situated non-Hispanic white male-owned businesses, compared with the actual loan approval rate of 54 percent (disparity index of 71).

⁷³ That version of the model excluded the race/ethnicity and gender indicator variables, because the value of all of those variables would be the same (i.e., 0).

2003 SSBF regression results. BBC also conducted a regression analysis with 2003 SSBF data.⁷⁴ As in the 1998 regression analysis, the dependent variable represents whether a business' loan applications over the past three years were always denied. Figure G-10 presents the marginal effects from the 2003 probit model predicting loan denial. In the 2003 model, the following race- and gender-neutral factors significantly affected the probability of loan denial:

- Location in the Pacific region is associated with an increased likelihood of loan denial;
- Owner experience is associated with an increased likelihood of loan denial;
- Having an advanced degree is associated with a decreased likelihood of loan denial;
- Being a business owner who filed for bankruptcy in the past seven years is associated with an increased likelihood of loan denial;
- Being a business with an average or high risk credit score is associated with an increased likelihood of loan denial;
- Being an inherited business or older business is associated with a decreased likelihood of loan denial;
- Having an existing line of credit, checking account, or savings account is associated with a decreased likelihood of loan denial;
- Having existing loans (other than mortgage, vehicle, equipment or stockholder loans) is associated with an increased likelihood of loan denial;
- Higher total sales in the prior year is associated with a decreased likelihood of loan denial;
- Being an S or C corporation is associated with an increased likelihood of loan denial;
- Being in the transportation, communications, and utilities industry is associated with an increased likelihood of loan denial;
- Location in metropolitan areas is associated with an increased likelihood of loan denial; and
- Applying for business mortgages, vehicle loans and loans for "other" purposes is associated with a decreased likelihood of loan denial.

After statistically controlling for race- and gender-neutral influences, the study team observed that businesses owned by Black Americans were more likely to have their loans denied than other businesses. Figure G-10 also indicates that although there is little or no overall influence of business owner gender on rates of business loan denial. Female business owners in the Pacific region appear to have a lower likelihood of loan denial than female business owners nationally.

⁷⁴ The 2003 SSBF contains multiple implicates (five copies of each record) to better address the issue of missing values. The values of all reported variables remain constant across the five implicates, but the values of imputed variables may differ. Only 1.8 percent of all values was missing and has been imputed. BBC's regression analysis is performed on the first implicate.

Figure G-10.
Likelihood of business loan denial (probit regression) in the U.S. in the 2003 SSBF,
Dependent variable: loan denial

Variable	Marginal Effect	Variable	Marginal Effect	Variable	Marginal Effect
Race/ethnicity and gender		Firm's characteristics, credit and financial health		Firm and lender environment and loan characteristics	
Black American	0.256 **	D&B credit score = moderate risk	-0.007	Partnership	-0.006
Asian American	-0.017	D&B credit score = average risk	0.036 *	S corporation	0.030 **
Hispanic American	-0.011	D&B credit score = significant risk	0.017	C corporation	0.040 *
Native American or other minority	0.031	D&B credit score = high risk	0.059 **	Construction industry	0.029
Female	0.019	Total employees	0.000	Manufacturing industry	0.013
Pacific region	0.057 **	Percent of business owned by principal	0.000	Transportation, communications and utilities industry	0.177 **
African American in Pacific region	-0.032	Family-owned business	-0.023	Finance, insurance and real estate industries	0.016
Asian American in Pacific region	0.033	Firm purchased	0.002	Engineering industry	-0.003
Hispanic American in Pacific region	0.026	Firm inherited	-0.036 **	Other industry	0.003
Native American or other minority in Pacific region	-0.017	Firm age	-0.001 **	Herfindahl index = .10 to .18	0.000
Female in Pacific region	-0.030 *	Firm has checking account	-0.147 *	Herfindahl index = .18 or above	0.028
Owner's characteristics, credit and resources		Firm has savings account	-0.025 **	Located in MSA	0.023 *
Age	-0.001	Firm has line of credit	-0.085 **	Sales market local only	0.014
Owner experience	0.002 **	Existing capital leases	-0.006	Loan amount	0.000
Some college	-0.010	Existing mortgage for business	0.021	Capital lease application	-0.017
Four-year degree	-0.003	Existing vehicle loans	0.018	Business mortgage application	-0.032 **
Advanced degree	-0.026 *	Existing equipment loans	-0.012	Vehicle loan application	-0.051 **
Log of home equity	0.001	Existing loans from stockholders	0.021	Equipment loan application	-0.019
Bankruptcy in past 7 years	0.098 *	Other existing loans	0.030 *	Loan for other purposes	-0.022 *
Judgement against in past 3 years	0.017	Firm used trade credit in past year	0.000		
Log of net worth excluding home	0.000	Log of total sales in prior year	-0.012 *		
		Log of cost of doing business in prior year	-0.002		
		Log of total assets	0.001		
		Log of total equity	-0.001		
		Negative total equity	0.010		
		Firm bankruptcy in past 7 years	-0.026		
		Firm delinquency in business transactions	0.012		

Note: * Statistically significant at 90% confidence level.
 ** Statistically significant at 95% confidence level.

For ease of interpretation the marginal effects of the probit coefficients are displayed in the figure. Significance is calculated using t-statistics from the probit coefficients associated with the marginal effects.

"Less than high school education," "Negative sales in prior year" and "Mining industry" perfectly predicted loan outcome and were excluded from the final regression; "Owner has negative net worth" and "Negative total assets" dropped because of collinearity.

Source: BBC Research & Consulting analysis of 2003 SSBF data.

The study team also simulated approval rates from the 2003 SSBF results using the same approach as it used for the 1998 results. Figure G-11 presents actual and simulated (“benchmark”) approval rates for Black American-owned businesses, the sole minority group with statistically significant disparities in loan approval in the 2003 data. Simulated approval rates indicated that Black American-owned businesses are approved at 71 percent of the rate observed for similarly-situated non-Hispanic white male-owned businesses (i.e., non-Hispanic white male-owned businesses with the same demographic, credit, and financial health; lender environment; and loan characteristics of Black American-owned businesses).

Figure G-11.
Comparison of actual loan approval rates to simulated loan approval rates, 2003

Group	Loan approval rates		Disparity index (100 = parity)
	Actual	Benchmark	
Black American	49.1%	69.0%	71

Note: Actual approval rates presented here and denial rates in Figure G-7 do not sum to 100% because some observations were excluded from the probit regression.

“Loan approval” means that a business owner always or at least sometimes had his or her business loan applications approved over the previous three years.

Source: BBC Research & Consulting analysis of 2003 NSSBF data.

Applying for loans. Fear of loan denial can be a barrier to business credit in the same way that actual loan denial presents a barrier. The SSBF includes a question that gauges whether a business owner did not apply for a loan due to fear of loan denial. Figure G-12 presents the percentage of businesses that reported needing credit but did not apply for loans because of fears of denial based on data from the 1998 and 2003 SSBF,

In 1998 and 2003, Black American- and Hispanic-owned businesses were more likely than non-Hispanic white male-owned businesses to forgo applying for loans due to a fear of denial. Non-Hispanic white women-owned businesses were also more likely to forgo applying for loans due to a fear of denial. In the Pacific region in both 1998 and 2003, fear of denial was greater for minority- and women-owned businesses than for non-Hispanic white male-owned businesses but the difference was not statistically significant.

Other researchers’ regression analyses of fear of denial. Other studies have identified factors that influence the decision to apply for a loan, such as business size, business age, owner age, and educational attainment. Accounting for those factors can help in determining whether race/ethnicity or gender of the business owner explain whether the owner did not apply for a loan due to fear of loan denial. Results indicate that:

- Black American and Hispanic American business owners are significantly less likely to apply for loans due to fear of denial.⁷⁵

⁷⁵ Cavalluzzo, 2002. “Competition, Small Business Financing and Discrimination: Evidence from a New Survey.”

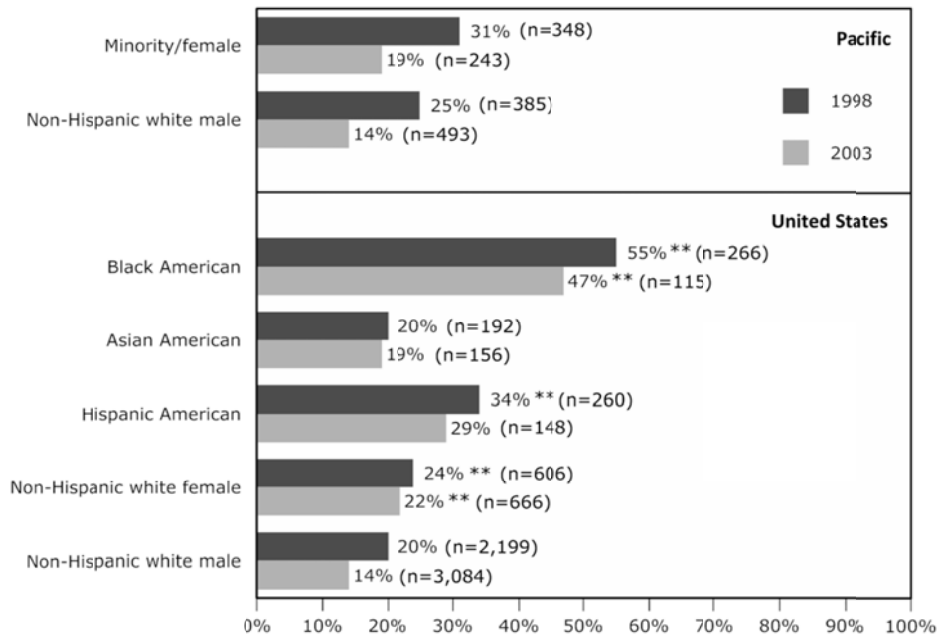
Figure G-12.
Businesses that
needed loans but
did not apply due
to fear of denial,
1998 and 2003

Note:

** Denotes that the difference in proportions from non-Hispanic white male-owned businesses is statistically significant at the 95% confidence level.

Source:

BBC Research & Consulting from 1998 and 2003 Survey of Small Business Finances.



- After statistically controlling for educational attainment, there were no differences in loan application rates between non-Hispanic white, Black American, Hispanic American, and Asian American male business owners.⁷⁶
- Black American-owned businesses were more likely than other businesses to report being seriously concerned with credit markets and were less likely to apply for credit in fear of loan denial.⁷⁷
- A study that used a probit econometric model to investigate businesses that did not apply for loans for fear of denial revealed possible race-based differences in not applying for loans for fear of denial. Results indicated that Black American- and Hispanic American-owned businesses are more likely to not apply for loans out of fear of being denied. In addition, results for businesses located in the Pacific region did not differ significantly from national results.⁷⁸

BBC regression model for fear of denial. The BBC study team conducted its own econometric analysis of fear of denial by developing a model to explore the relationships between fear of denial and the race/ethnicity and gender of business owners while statistically controlling for other factors, based on SSBF data. The model was similar to the probit regression for likelihood of denial except that the fear of denial regression includes business owners who did not apply for a loan and excludes loan characteristics. After excluding a small number of observations where fear of denial was imputed, the 1998 national sample included 3,457 businesses and the Pacific region included 715 such businesses. The 2003 national sample included 4,231

⁷⁶ Coleman, Susan. 2004. "Access to Debt Capital for Small Women- and Minority-Owned Firms: Does Educational Attainment Have an Impact?" *Journal of Developmental Entrepreneurship*. 9:127-144.

⁷⁷ Blanchflower et al., 2003. Discrimination in the Small Business Credit Market.

⁷⁸ CRA International. 2007. "Measuring Minority- and Woman-Owned Construction and Professional Service Firm Availability and Utilization. Prepared for Santa Clara Valley Transportation Authority.

businesses and the Pacific region included 736 such businesses. In both 1998 and 2003, Pacific region effects are modeled using regional control variables in the national model.⁷⁹

1998 SSBF regression results. Figure G-13 presents the marginal effects from the probit regression model predicting the likelihood that a business needs credit but will not apply due to fear of loan denial. The results from the model indicate that a number of race- and gender-neutral factors significantly affect the probability of forgoing application for a loan due to fear of denial. Factors that are associated with an increased likelihood of not applying for a loan due to fear of loan denial include:

- The owner filing for bankruptcy in the past seven years or having had a judgment against the business;
- Having an average, significant, or high risk credit score;
- Having an existing mortgage, existing vehicle loans, existing loans from stockholders, or other existing loans;
- Higher total assets; and
- Having delinquency in business transactions or filing for bankruptcy in the past seven years.

Factors that are associated with a decreased likelihood of not applying for a loan due to fear of loan denial include:

- More equity in the business owner's home—if he or she is a homeowner—and more business owner net worth;
- If the business was acquired through a purchase;
- Having an older business;
- Having a savings account or a line of credit; and
- More sales in the prior year (but also negative sales in the prior year).

After statistically controlling for race- and gender-neutral influences, the study team observed that Black American-owned businesses were more likely to forgo applying for a loan due to fear of denial. Overall, fear of denial tends to be higher in the Pacific region. However, both Black American- and Asian American-owned businesses in the Pacific region were less likely to fear denial than Black American- and Asian American-owned businesses nationwide.

⁷⁹ Again, the study team considered an interaction variable to represent businesses that are both minority and female, but the term was not significant in 1998 or 2003.

Figure G-13.

Likelihood of forgoing a loan application due to fear of denial (probit regression) in the U.S. in the 1998 SSBF,
Dependent variable: needed a loan but did not apply due to fear of denial

Variable	Marginal Effect	Variable	Marginal Effect	Variable	Marginal Effect
Race/ethnicity and gender		Firm's characteristics, credit and financial health		Firm and lender environment and loan characteristics	
Black American	0.294 **	D&B credit score = moderate risk	0.079	Partnership	-0.008
Asian American	0.049	D&B credit score = average risk	0.103 **	S corporation	0.001
Hispanic American	0.025	D&B credit score = significant risk	0.163 **	C corporation	0.036
Native American	0.069	D&B credit score = high risk	0.209 **	Mining industry	-0.078
Female	0.006	Total employees	-0.001	Construction industry	-0.034
Pacific region	0.074 **	Percent of business owned by principal	0.000	Manufacturing industry	-0.006
African American in Pacific region	-0.110 *	Family-owned business	0.022	Transportation, communications and utilities industry	0.048
Asian American in Pacific region	-0.099 *	Firm purchased	-0.070 **	Finance, insurance and real estate industries	-0.031
Hispanic American in Pacific region	0.034	Firm inherited	0.003	Engineering industry	-0.001
Native American in Pacific region	-0.025	Firm age	-0.003 **	Other industry	-0.034
Female in Pacific region	0.066	Firm has checking account	0.050	Herfindahl index = .10 to .18	0.000
Owner's characteristics, credit and resources		Firm has savings account	-0.056 **	Herfindahl index = .18 or above	0.011
Age	-0.001	Firm has line of credit	-0.062 **	Located in MSA	0.031
Owner experience	0.001	Existing capital leases	0.037	Sales market local only	-0.017
Less than high school education	0.088	Existing mortgage for business	0.105 **		
Some college	-0.003	Existing vehicle loans	0.049 **		
Four-year degree	-0.014	Existing equipment loans	0.034		
Advanced degree	-0.029	Existing loans from stockholders	0.097 **		
Log of home equity	-0.007 **	Other existing loans	0.067 **		
Bankruptcy in past 7 years	0.324 **	Firm used trade credit in past year	0.016		
Judgement against in past 3 years	0.093 **	Log of total sales in prior year	-0.022 **		
Log of net worth excluding home	-0.034 **	Negative sales in prior year	-0.167 **		
Owner has negative net worth	-0.168	Log of cost of doing business in prior year	-0.002		
		Log of total assets	0.020 **		
		Negative total assets	0.115		
		Log of total equity	-0.009		
		Negative total equity	0.010		
		Firm bankruptcy in past 7 years	0.567 **		
		Firm delinquency in business transactions	0.237 **		

Note: * Statistically significant at 90% confidence level.

** Statistically significant at 95% confidence level.

For ease of interpretation the marginal effects of the probit coefficients are displayed in the figure. Significance is calculated using t-statistics from the probit coefficients associated with the marginal effects.

Source: BBC Research & Consulting analysis of 1998 SSBF data.

2003 SSBF regression results. Figure G-14 presents the marginal effects from the probit model predicting the likelihood that a business needs credit but will not apply for a loan due to fear of denial. The results from the model indicate that a number of race- and gender-neutral factors significantly affect the probability of forgoing application for a loan due to fear of denial. Factors that are associated with an increased likelihood of not applying for a loan due to fear of loan denial include:

- The owner filing for bankruptcy or having had a judgment against them;
- Having a significant or high risk credit score;
- A larger percentage of business owned by the principal owner;
- Having an existing mortgage; existing vehicle or equipment loans; existing loans from stockholders; or other existing loans;
- Higher cost of doing business in the prior year;
- Having been delinquent in business transactions or filing for bankruptcy in the past seven years; and
- Location in a metropolitan area.

Factors that are associated with a decreased likelihood of not applying for a loan due to fear of loan denial include:

- Being older and having a four-year college degree;
- More equity in the business owner's home—if he or she is a homeowner—and more business owner net worth;
- Having an older business;
- More sales in the prior year (but also negative sales in the prior year); and
- Having a local (as opposed to regional, national or international) sales market.

After statistically controlling for race- and gender-neutral influences, the study team observed that Black American- and Hispanic American-owned businesses were more likely to forgo applying for a loan due to fear of denial. In addition, BBC's model indicates that women-owned businesses were also more likely to need a loan but choose not to apply due to fear of denial. Although not found nationally, in the Pacific region, Native American-owned businesses were more likely to fear denial than other businesses.

Figure G-14.

Likelihood of forgoing a loan application due to fear of denial (probit regression) in the U.S. in the 2003 SSBF,
Dependent variable: needed a loan but did not apply due to fear of denial

Variable	Marginal Effect	Variable	Marginal Effect	Variable	Marginal Effect
Race/ethnicity and gender		Firm's characteristics, credit and financial health		Firm and lender environment and loan characteristics	
Black American	0.214 **	D&B credit score = moderate risk	-0.011	Partnership	0.004
Asian American	0.049	D&B credit score = average risk	0.040	S corporation	0.014
Hispanic American	0.071 *	D&B credit score = significant risk	0.046 *	C corporation	0.020
Native American or other minority	-0.026	D&B credit score = high risk	0.104 **	Construction industry	0.033
Female	0.046 **	Total employees	0.000	Manufacturing industry	-0.012
Pacific region	0.037	Percent of business owned by principal	0.001 **	Transportation, communications and utilities industry	-0.049
African American in Pacific region	-0.081	Family-owned business	-0.009	Finance, insurance and real estate industries	0.041
Asian American in Pacific region	0.000	Firm purchased	-0.010	Engineering industry	-0.028
Hispanic American in Pacific region	-0.047	Firm inherited	-0.033	Other industry	0.010
Native American or other minority in Pacific region	0.424 **	Firm age	-0.003 **	Herfindahl index = .10 to .18	-0.005
Female in Pacific region	-0.051	Firm has checking account	0.010	Herfindahl index = .18 or above	0.024
Owner's characteristics, credit and resources		Firm has savings account	0.010	Located in MSA	0.047 **
Age	-0.002 **	Firm has line of credit	-0.005	Sales market local only	-0.063 **
Owner experience	0.002	Existing capital leases	0.030		
Less than high school education	0.041	Existing mortgage for business	0.050 **		
Some college	0.002	Existing vehicle loans	0.031 *		
Four-year degree	-0.036 *	Existing equipment loans	0.043 *		
Advanced degree	-0.021	Existing loans from stockholders	0.074 **		
Log of home equity	-0.004 **	Other existing loans	0.106 **		
Bankruptcy in past 7 years	0.227 **	Firm used trade credit in past year	0.018		
Judgement against in past 3 years	0.256 **	Log of total sales in prior year	-0.022 **		
Log of net worth excluding home	-0.025 **	Negative sales in prior year	-0.092 *		
		Log of cost of doing business in prior year	0.012 *		
		Log of total assets	0.005		
		Log of total equity	-0.008		
		Negative total equity	-0.033		
		Firm bankruptcy in past 7 years	0.210 **		
		Firm delinquency in business transactions	0.142 **		

Note: * Statistically significant at 90% confidence level.

** Statistically significant at 95% confidence level.

For ease of interpretation the marginal effects of the probit coefficients are displayed in the figure. Significance is calculated using t-statistics from the probit coefficients associated with the marginal effects.

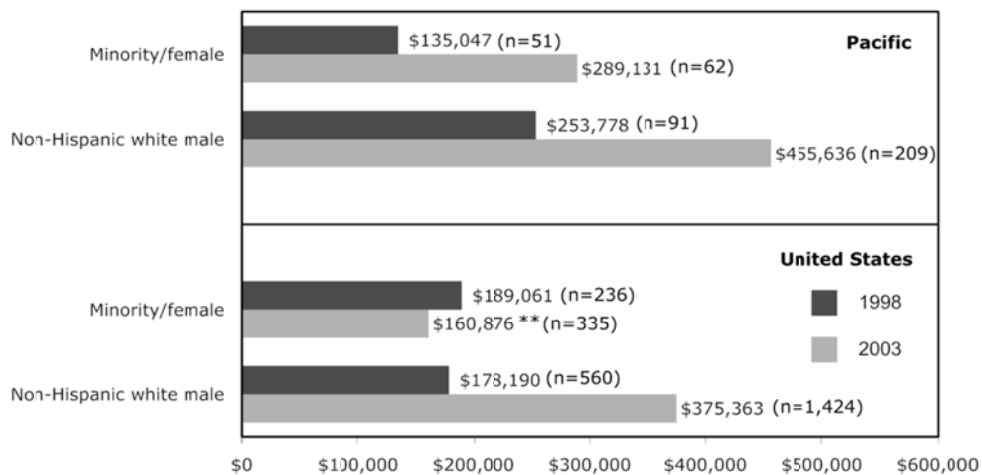
"Mining industry" perfectly predicted loan outcome and was excluded from the regression; "Owner has negative net worth" and "Negative total assets" dropped because of colinearity.

Source: BBC Research & Consulting analysis of 2003 SSBF data.

Loan values. The study team also considered average loan values for businesses that received loans. Results from the 1998 and 2003 SSBFs for mean loan values issued to different racial/ethnic and gender groups are presented in Figure G-15. Comparisons of loan amounts between non-Hispanic white male-owned businesses and minority- and women-owned businesses indicated the following:

- In both 1998 and 2003, minority- and women-owned businesses in the Pacific region were issued loans worth less, on average, than loans issued to non-Hispanic white male-owned businesses.
- In 2003, national results showed that minority- and women-owned businesses were issued loans that were worth, on average, less than half the loan amount issued to non-Hispanic white male-owned businesses. However, national 1998 data suggest that minority- and women-owned businesses were issued loans that were worth slightly more, on average, than loans issued to non-Hispanic white male-owned businesses.

Figure G-15.
Mean value of approved business loans, 1998 and 2003



Note: ** Denotes that the difference in means from non-Hispanic white male-owned businesses is statistically significant at the 95% confidence level.

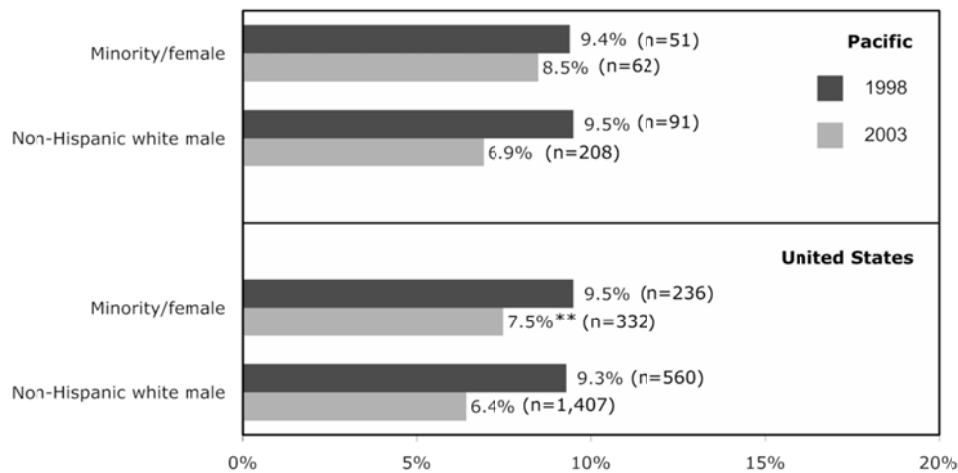
Source: BBC Research & Consulting from 1998 and 2003 Survey of Small Business Finances.

Previous national studies have found that Black American-owned businesses are issued loans that are worth less than loans issued to non-Hispanic white-owned businesses with similar characteristics. Examinations of construction companies in the United States have also revealed that Black American-owned businesses are issued loans that are worth less than loans issued to businesses with otherwise identical characteristics.⁸⁰

⁸⁰ Grown. 1991. "Commercial Bank Lending Practices and the Development of Black-Owned Construction Companies."

Interest rates. Based on 1998 and 2003 SSBF data, Figure G-16 presents the average interest rates on commercial loans by the race/ethnicity of business owners. In 1998, on average, minority- and women-owned businesses in the Pacific region were issued loans with similar interest rates to loans issued to non-Hispanic white male-owned businesses. However, in 2003, the average interest rate on loans issued to minority- and women-owned businesses appeared to be higher (by 1.6 percentage points) than the mean interest rate of loans for non-Hispanic white male-owned businesses. The overall pattern in the Pacific region for loan interest rates was similar to that found in the United States in 1998 and 2003.

Figure G-16.
Mean interest rate for business loans, 1998 and 2003



Note: ** Denotes that the difference in means from non-Hispanic white male-owned businesses is statistically significant at the 95% confidence level.

Source: BBC Research & Consulting from 1998 and 2003 Survey of Small Business Finances.

Other researchers' regression analyses of interest rates. Previous studies have investigated differences in interest rates across race/ethnicity and gender while statistically controlling for factors such as individual credit history, business credit history, and Dun and Bradstreet credit scores. Findings from those studies include the following:

- Hispanic American-owned businesses had significantly higher interest rates for lines of credit in places with less credit market competition. However, the study found no evidence that Black American- or female-owned businesses received higher rates.⁸¹
- Among a sample of businesses with no past credit problems, Black American-owned businesses had significantly higher interest rates on approved loans than other groups.⁸²
- On a national level, Black American- and Hispanic American-owned businesses pay a higher interest rate for loans than non-Hispanic white-owned businesses after statistically

⁸¹ Cavalluzzo. 2002. "Competition, Small Business Financing and Discrimination: Evidence from a New Survey."

⁸² Blanchflower. 2003. "Discrimination in the Small Business Credit Market."

controlling for other factors. The study did not find any additional differences between minority- and non-minority-owned businesses located in the Pacific region.⁸³

BBC regression model for interest rates in the SSBF. The 2003 SSBF data for the Pacific region indicate higher interest rates, on average, for minority- and women-owned businesses compared with white male-owned businesses. The BBC study team conducted a regression analysis of interest rates using data from both the 1998 and the 2003 SSBF's in order to explore the relationships between interest rates and the race/ethnicity and gender of business owners while statistically controlling for other factors. BBC developed a linear regression model using the same control variables as the likelihood of denial model along with additional characteristics of the loan received, such as whether the loan was guaranteed, if collateral was required, the length of the loan, and whether the interest rate was fixed or variable.

After excluding a small number of observations where the interest rate was imputed, the 1998 national sample included 719 businesses that received a loan in the past three years, and the Pacific region included 125 such businesses. The 2003 national sample included 1,606 businesses that received a loan in the past three years, and the Pacific region included 247 such businesses. Again, Pacific region effects are modeled using regional control variables.⁸⁴

1998 SSBF regression results. Figure G-17 presents the coefficients from the 1998 linear model. The results from the regression model indicate that a number of race- and gender-neutral factors are significantly associated with the interest rates that businesses received, including the following factors:

- Being a business owner with less than a high school education is associated with higher interest rates;
- Being a businesses acquired through purchase is associated with lower interest rates;
- Having existing loans (other than vehicle or equipment loans or loans from stockholders) is associated with higher interest rates;
- More sales in the prior year (but also negative sales in the prior year) are associated with lower interest rates;
- An increase in a business' total equity is associated with lower interest rates as is having negative equity;
- Capital leases are associated with higher interest rates; and
- Collateral requirements are associated with lower interest rates.

⁸³ CRA International. 2007. "Measuring Minority- and Woman-Owned Construction and Professional Service Firm Availability and Utilization. *Prepared for Santa Clara Valley Transportation Authority.*

⁸⁴ BBC considered an interaction variable to represent businesses that are both minority and female but the term was not significant in 1998 or 2003.

Figure G-17.
Interest rate (linear regression) in the U.S. in the 1998 SSBF,
Dependent variable: interest rate on most recent approved loan

Variable	Coefficient	Variable	Coefficient	Variable	Coefficient
Race/ethnicity and gender		Firm's characteristics, credit and financial health		Firm and lender environment and loan characteristics	
Constant	14.625 **	D&B credit score = moderate risk	-0.270	Partnership	0.060
Black American	1.464	D&B credit score = average risk	-0.161	S corporation	0.246
Asian American	1.258	D&B credit score = significant risk	-0.145	C corporation	0.225
Hispanic American	-0.303	D&B credit score = high risk	0.502	Mining industry	-0.079
Native American	-0.609	Total employees	0.002	Construction industry	-0.064
Female	-0.304	Percent of business owned by principal	0.005	Manufacturing industry	-0.020
Pacific region	-0.093	Family-owned business	0.305	Transportation, communications and utilities industry	0.131
African American in Pacific region	-2.668	Firm purchased	-0.404 *	Finance, insurance and real estate industries	-0.528
Asian American in Pacific region	-2.001	Firm inherited	-0.052	Engineering industry	-0.134
Hispanic American in Pacific region	0.141	Firm age	-0.001	Other industry	-0.423
Female in Pacific region	0.515	Firm has checking account	0.080	Herfindahl index = .10 to .18	-0.099
		Firm has savings account	0.359	Herfindahl index = .18 or above	0.229
		Firm has line of credit	-0.315	Located in MSA	-0.060
Owner's characteristics, credit and resources		Existing capital leases	0.112	Sales market local only	-0.165
Age	0.001	Existing mortgage for business	0.044	Approved Loan amount	0.000
Owner experience	-0.014	Existing vehicle loans	-0.138	Capital lease application	1.267 **
Less than high school education	1.192 **	Existing equipment loans	-0.080	Business mortgage application	-0.272
Some college	-0.182	Existing loans from stockholders	0.234	Vehicle loan application	-0.478
Four-year degree	0.154	Other existing loans	0.601 **	Equipment loan application	-0.068
Advanced degree	0.059	Firm used trade credit in past year	-0.200	Loan for other purposes	-0.452
Log of home equity	-0.049	Log of total sales in prior year	-0.206 *	Loan guaranteed	0.071
Bankruptcy in past 7 years	0.985	Negative sales in prior year	-3.222 **	Collateral required	-0.388 *
Judgement against in past 3 years	0.330	Log of cost of doing business in prior year	0.019	Length of loan (months)	-0.002
Log of net worth excluding home	-0.049	Log of total assets	0.027	Fixed rate	0.037
Owner has negative net worth	0.058	Negative total assets	1.990		
		Log of total equity	-0.173 **		
		Negative total equity	-2.236 **		
		Firm bankruptcy in past 7 years	-0.597		
		Firm delinquency in business transactions	0.430		

Note: * Statistically significant at 90% confidence level.

** Statistically significant at 95% confidence level.

Coefficients are presented in percentage form.

Source: BBC Research & Consulting analysis of 1998 SSBF data.

After statistically controlling for race- and gender-neutral influences, the study team did not observe any differences between minority- and female-owned businesses and non-Hispanic white-owned businesses in loan interest rates.

2003 SSBF regression results. Figure G-18 presents the coefficients from the 2003 model. The results from the regression model indicate that a number of race- and gender-neutral factors are significantly associated with interest rates, including the following factors:

- Location in the Pacific region is associated with higher interest rates;
- Having an advanced degree is associated with lower interest rates;
- Increased net worth for the owner—excluding the owner’s home—is associated with a lower interest rate;
- High risk credit scores are associated with higher interest rates (by approximately 1 percentage point);
- An increase in a business’ total equity is associated with higher interest rates as is having negative equity;
- Being in the construction industry is associated with lower interest rates but being in the transportation, communications, and utilities industry is associated with higher interest rates;
- Capital leases are associated with have higher interest rates, and vehicle loans are associated with lower interest rates;
- Collateral requirements are associated with lower interest rates;
- Longer loans are associated with lower interest rates; and
- Fixed-rate loans are associated with higher interest rates.

After statistically controlling for race- and gender-neutral influences, the study team observed that Hispanic American-owned businesses received higher interest rates than non-Hispanic white-owned businesses (about 1 percentage point higher). Black American-owned businesses in the Pacific region received higher interest rates than other businesses.

Figure G-18.
Interest rate (linear regression) in the U.S. in the 2003 SSBF,
Dependent variable: interest rate on most recent approved loan

Variable	Coefficient	Variable	Coefficient	Variable	Coefficient
Race/ethnicity and gender		Firm's characteristics, credit and financial health		Firm and lender environment and loan characteristics	
Constant	11.993 **	D&B credit score = moderate risk	0.241	Partnership	-0.510
Black American	1.787	D&B credit score = average risk	0.192	S corporation	-0.142
Asian American	0.119	D&B credit score = significant risk	0.279	C corporation	-0.113
Hispanic American	1.096 *	D&B credit score = high risk	1.013 **	Mining industry	0.228
Native American or other minority	-0.437	Total employees	-0.002	Construction industry	-0.555 *
Female	-0.212	Percent of business owned by principal	-0.001	Manufacturing industry	-0.235
Pacific region	1.224 **	Family-owned business	-0.516	Transportation, communications and utilities industry	1.367 **
African American in Pacific region	2.906 *	Firm purchased	-0.001	Finance, insurance and real estate industries	-0.036
Asian American in Pacific region	0.235	Firm inherited	0.065	Engineering industry	0.515
Hispanic American in Pacific region	-0.139	Firm age	-0.012	Other industry	0.372
Native American or other minority in Pacific region	-0.972	Firm has checking account	-0.354	Herfindahl index = .10 to .18	0.550
Female in Pacific region	0.403	Firm has savings account	-0.017	Herfindahl index = .18 or above	0.876
Owner's characteristics, credit and resources		Firm has line of credit	-0.028	Located in MSA	0.111
Age	-0.013	Existing capital leases	0.132	Sales market local only	-0.148
Owner experience	0.011	Existing mortgage for business	0.028	Approved Loan amount	0.000
Less than high school education	0.284	Existing vehicle loans	0.344	Capital lease application	1.221 *
Some college	0.239	Existing equipment loans	0.563	Business mortgage application	0.547
Four-year degree	-0.324	Existing loans from stockholders	0.191	Vehicle loan application	-1.062 **
Advanced degree	-0.572 *	Other existing loans	0.380	Equipment loan application	-0.261
Log of home equity	0.006	Firm used trade credit in past year	0.252	Loan for other purposes	-0.369
Bankruptcy in past 7 years	0.241	Log of total sales in prior year	-0.157	Loan guaranteed	-0.312
Judgement against in past 3 years	-0.205	Negative sales in prior year	-2.286	Collateral required	-0.842 **
Log of net worth excluding home	-0.149 **	Log of cost of doing business in prior year	-0.144	Length of loan (months)	-0.004 **
		Log of total assets	-0.142	Fixed rate	1.185 **
		Log of total equity	0.182 *		
		Negative total equity	2.132 *		
		Firm bankruptcy in past 7 years	-0.206		
		Firm delinquency in business transactions	-0.179		

Note: * Statistically significant at 90% confidence level.

** Statistically significant at 95% confidence level.

"Owner has negative net worth" and "Negative total assets" dropped out of the regression because of colinearity.

Source: BBC Research & Consulting analysis of 2003 SSBF data.

Results from BBC availability interviews. As part of the 2012-2014 availability interviews that the study team conducted, BBC asked several questions related to potential barriers or difficulties that businesses have faced in the local marketplace. The interviewer introduced those questions with the following statement: “Finally, we’re interested in whether your company has experienced barriers or difficulties associated with starting or expanding a business in your industry or with obtaining work. Think about your experiences in the Seattle Metropolitan Area within the past five years as we ask you these questions.”⁸⁵

For each potential barrier, the study team examined whether the percentage of businesses that indicated that they had experienced that specific barrier or difficulty differed among minority-owned business enterprises (MBEs), non-Hispanic white women-owned business enterprises (WBEs), and majority-owned businesses (i.e., non-Hispanic white male-owned businesses). The study team also examined if affirmative responses differed for young businesses (i.e., businesses that were 10 years old or younger).

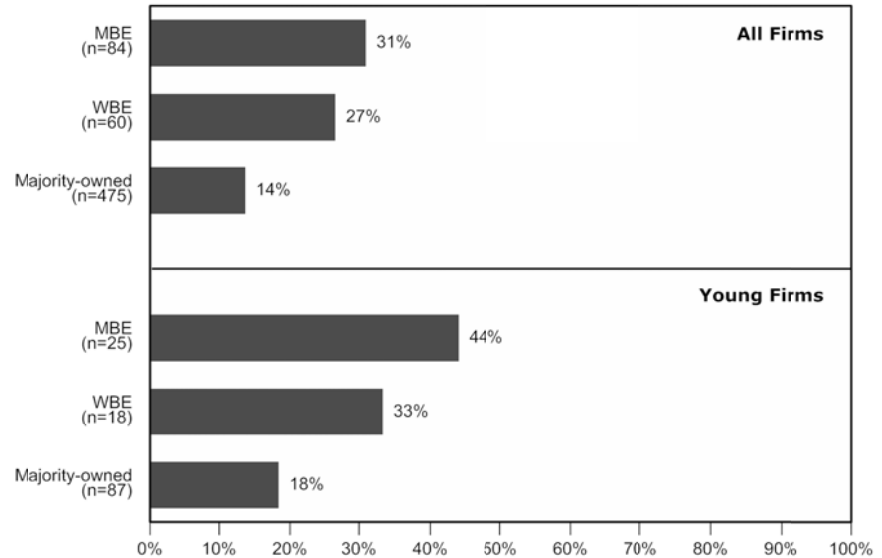
Access to lines of credit and loans. The first question was, “Has your company experienced any difficulties in obtaining lines of credit or loans?” As shown in Figure G-19, of all businesses, 31 percent of MBEs and 27 percent of WBEs reported difficulties obtaining lines of credit or loans. A smaller percentage of majority-owned businesses (14%) reported that they had experienced difficulties with obtaining lines of credit or loans.

Overall, a larger percentage of young businesses reported that they had experienced difficulties with obtaining lines of credit or loans compared to all businesses. Similar to all businesses, young MBEs (44%) and WBEs (33%) were more likely to report such difficulties than young majority-owned businesses (18%).

⁸⁵ Firms that received the WSDOT availability survey were told, “Finally, we’re interested in whether your company has experienced barriers or difficulties associated with starting or expanding a business in your industry or with obtaining work. Think about your experiences in Washington within the past five years as we ask you these questions.”

Figure G-19.
Has your company
experienced any
difficulties in obtaining
lines of credit or loans?

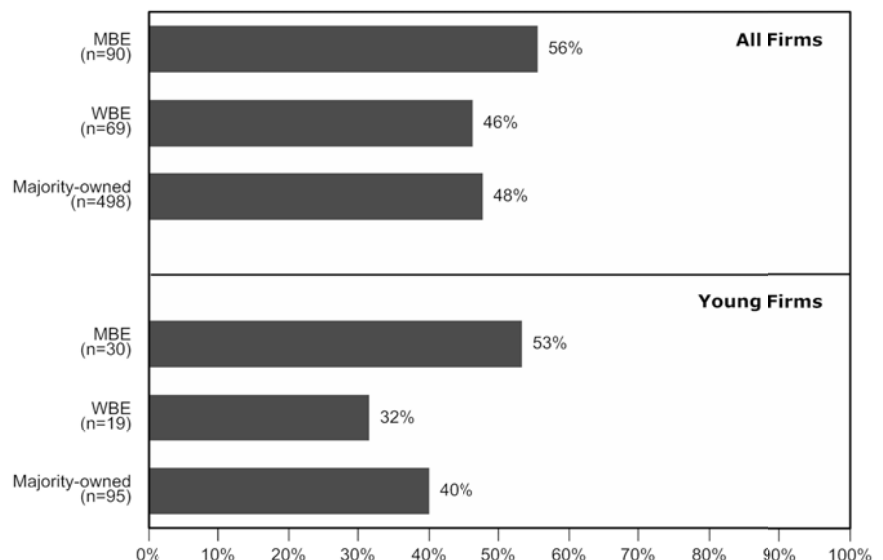
Source:
 BBC Research & Consulting from 2012-
 2014 Availability Interviews.



Receiving timely payment. Need for business credit is, in part, linked to whether businesses are paid for their work in a timely manner. In the availability interviews, BBC asked, “Has your company had any difficulties receiving payment in a timely manner?” Figure G-20 shows that many MBEs, WBEs, and majority-owned businesses reported difficulties with receiving timely payment. Overall, MBEs (56%) were more likely to report difficulties receiving payment in a timely manner than WBEs (46%) and majority-owned businesses (48%). Young businesses were less likely to report such difficulties compared with all businesses. Young MBEs (53%) were more likely to report difficulties receiving timely payments than young majority-owned businesses (40%), and young majority-owned businesses were somewhat more likely to report such difficulties than young WBEs (32%).

Figure G-20.
Has your company
experienced any
difficulties receiving
payment in a timely
manner?

Source:
 BBC Research & Consulting from 2012-
 2014 Availability Interviews.



Bonding and Insurance

Access to bonding is closely related to access to capital. Some national studies have identified barriers for MBE/WBEs in attempting to access surety bonds for public construction projects.⁸⁶

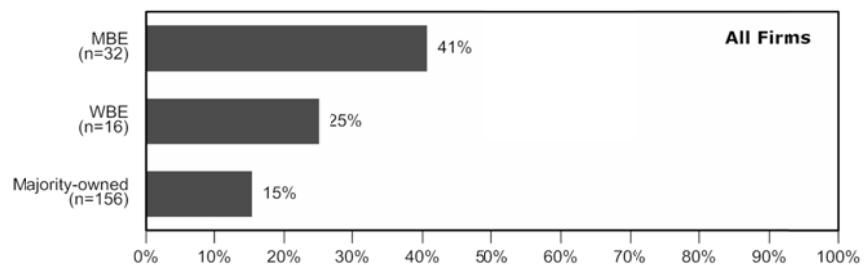
Bonding. To research whether bonding represented a barrier for local businesses, BBC asked firms completing availability interviews:

- Has your company obtained or tried to obtain a bond for a project?
- [and if so] Has your company had any difficulties obtaining bonds needed for a project?

Figure G-21 presents results for those questions. Among businesses that reported that they had obtained or tried to obtain a bond, 41 percent of MBEs reported difficulties with obtaining bonds needed for a project. A smaller percentage of WBEs (25%) and majority-owned businesses (15%) reported difficulties with obtaining bonds for a project. Given the small number of young firms that responded to the questions regarding bonding, BBC did not include separate analyses for young businesses' experiences with obtaining bonding.

Figure G-21.
Has your company had any difficulties obtaining bonds needed for a project?

Source:
BBC Research & Consulting from 2012-
2014 Availability Interviews.



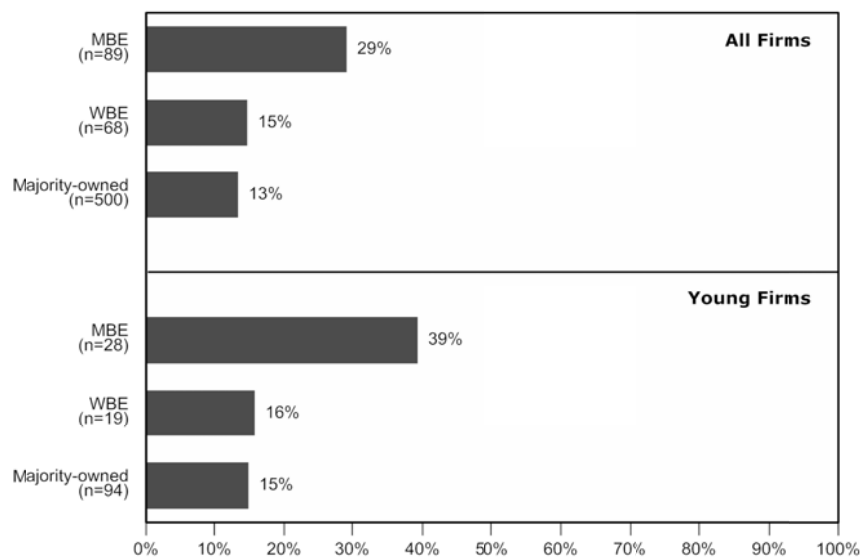
Insurance. High insurance requirements on public sector projects may also represent a barrier for certain construction and construction-related professional services firms attempting to do business with government agencies. BBC examined whether MBEs and WBEs were more likely than majority-owned businesses to report that insurance requirements represent a barrier to bidding. Figure G-22 presents those results. About 29 percent of MBEs reported such difficulties. Compared to MBEs, a smaller percentage of WBEs (15%) and majority-owned businesses (13%) indicated that insurance requirements present a barrier to bidding on projects.

Young MBEs (39%) were much more likely than all other types of firms to indicate that insurance requirements on a project present a barrier to bidding. Compared to young MBEs, a smaller percentage of young WBEs (16%) and young majority-owned businesses (15%) indicated that insurance requirements present a barrier to their business.

⁸⁶ For example, Enchautegui, Maria E. et al. 1997. "Do Minority-Owned Businesses Get a Fair Share of Government Contracts?" *The Urban Institute*: 1-117, p. 56.

Figure G-22.
Have any insurance
requirements on projects
presented a barrier to
bidding?

Source:
 BBC Research & Consulting from 2012-
 2014 Availability Interviews.



Summary

There is evidence that minorities and women continue to face certain disadvantages in accessing capital that is necessary to start, operate, and expand businesses. Capital is required to start companies, so barriers accessing capital can affect the number of minorities and women who are able to start businesses. In addition, minorities and women start business with less capital (based on national data). A number of studies have demonstrated that lower start-up capital adversely affects prospects for those businesses. Key results included the following:

- Home equity is an important source of funds for business start-up and growth. Fewer Black Americans, Hispanic Americans, and Native Americans in the Seattle Metropolitan Area own homes compared with non-Hispanic whites. Those Black Americans, Hispanic Americans, and Native Americans who do own homes tend to have lower home values than non-Hispanic whites.
- Asian-Pacific Americans and Subcontinent Asian Americans are also less likely to own homes in the Seattle Metropolitan Area compared with non-Hispanic whites. However, those who do own homes tend to have similar or higher home values.
- High income Black Americans, Asian Americans, Native Americans, and Native Hawaiian or Other Pacific Islanders applying for home mortgages in the Seattle Metropolitan Area have been more likely than non-Hispanic whites to have their applications denied.
- Black American, Hispanic American, Native American, and Native Hawaiian or Other Pacific Islander mortgage borrowers in the Seattle Metropolitan Area have been more likely than non-Hispanic whites to be issued subprime loans.
- There is evidence that Black American and Hispanic American business owners were more likely to have been denied business loan applications than similarly situated non-minorities. Results for the Pacific region appear consistent with national results.
- Among business owners who reported needing business loans, there is evidence that Black Americans, Hispanic Americans, and women are more likely to forgo applying for loans due to fear of denial than similarly-situated non-minorities and men. Results for the Pacific region appear to be consistent with national results. In the Pacific region in 2003, Native

American business owners were also more likely to forgo applying for loans due to fear of denial than other business owners.

- There is evidence from 2003 that Hispanic American business owners receiving business loans paid higher interest rates than similarly-situated non-minorities (with results for the Pacific region consistent with national results). In the Pacific region, it appeared that Black American-owned businesses also paid higher interest rates than other businesses.

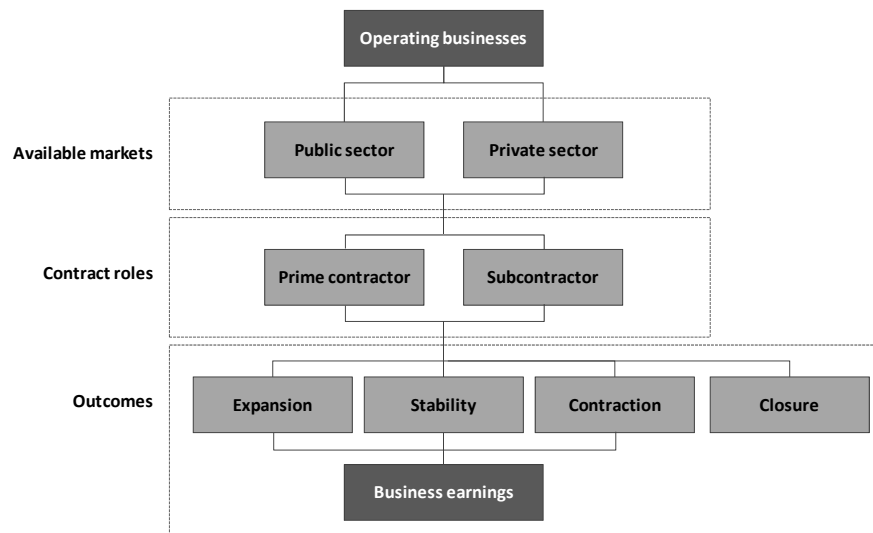
APPENDIX H.

Success of Businesses in the Seattle Metropolitan Area Construction and Engineering Industries

BBC examined the success of minority- and women-owned business enterprises (MBE/WBEs) in the Seattle Metropolitan Area construction and construction-related professional services industries.^{1,2} The study team assessed whether business outcomes for MBE/WBEs differ from those of non-Hispanic white male-owned businesses (i.e., majority-owned businesses). Figure H-1 provides a framework for the study team’s analyses.

Figure H-1.
Business
outcomes

Source:
BBC Research &
Consulting.



BBC researched outcomes for MBE/WBEs and majority-owned businesses in terms of:

- Participation in public and private sector markets, including contractor roles and sizes of contracts bid on and performed;
- Business closures, expansions, and contractions;
- Business receipts and earnings; and
- Potential barriers to starting or expanding businesses.

¹ The “Seattle Metropolitan Area” refers to Pierce, King, and Snohomish counties.

² The study team uses the terms “MBEs” and “WBEs” to refer to businesses that are owned and controlled by minorities or women (according to the race/ethnicity and gender definitions listed above), regardless of whether they are certified or meet the revenue and net worth requirements for DBE certification and regardless of whether they are certified as MBEs or WBEs through the Washington State Office of Minority and Women’s Business Enterprises.

Participation in Public and Private Sector Markets

BBC drew on information that the study team collected as part of the availability analysis to examine business outcomes for MBE/WBEs and majority-owned businesses in the relevant geographic market area, including information about:

- Whether businesses have been successful in the private sector, public sectors, or both;
- Whether businesses have bid on and won contracts in study industries and the sizes of those contracts; and
- Whether businesses have worked as prime contractors, subcontractors, or both.

Public sector versus private sector work. BBC examined whether minority- and women-owned construction or construction-related professional services businesses were any more or less likely to work in the private sector than the public sector. The study team separately examined responses for businesses working in the construction and construction-related professional services industries.^{3,4}

Construction. Figure H-2 presents the distribution of majority-, minority-, and women-owned businesses that reported bidding on government and private sector prime contracts and subcontracts, based on availability interview responses.

- Of the 138 construction businesses that reported bidding on public sector prime contracts in the past five years, 77 percent were majority-owned, 13 percent were MBEs, and 10 percent were WBEs.
- Of the 158 construction businesses that reported bidding on private sector prime contracts in the past five years, 78 percent were majority-owned, 13 percent were MBEs, and 9 percent were WBEs.
- The percentage of MBEs that reported bidding as prime contractors was slightly lower than the percentage of MBEs that reported bidding as subcontractors on public sector work. For private sector work, the percentage of MBEs that reported bidding as prime contractors and the percentage of MBEs that reported bidding as subcontractors were about the same.
- The percentage of WBEs that reported bidding as subcontractors was about the same as the percentage of WBEs that reported bidding as prime contractors. The study team observed that result for both public and private sector work.
- The percentage of MBE/WBEs bidding as prime contractors was about the same for private sector work (22%) and public sector work (23%).

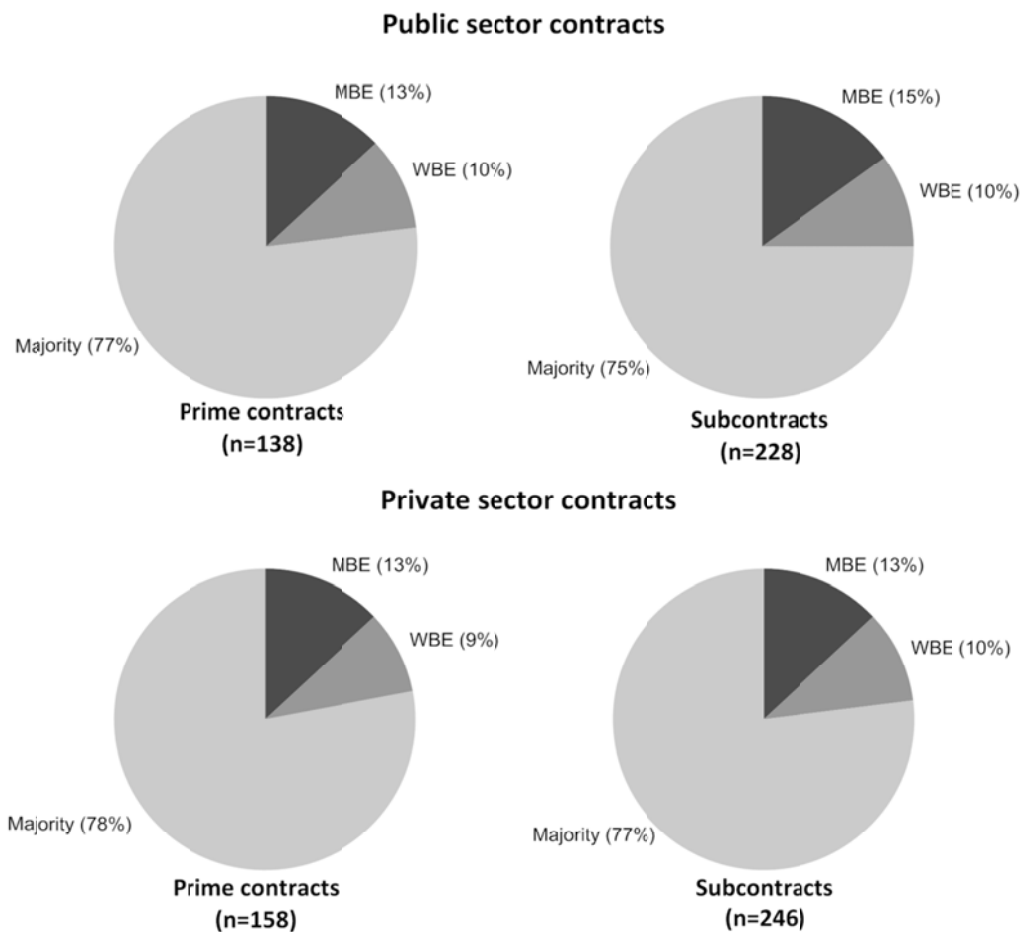
³ The study team deemed a business to have performed or bid on public sector work if it answered “yes” to either of the following questions in availability interviews: (a) “During the past five years, has your company submitted a bid or a price quote for any part of a contract for a state or local government agency in Washington?”; or (b) “During the past five years, has your company worked on any part of a contract for a state or local government agency in Washington?”

⁴ The study team deemed a business to have performed or bid on private sector work if it answered “yes” to either of the following questions in availability interviews: (a) “During the past five years, has your company submitted a bid or a price quote for any part of a contract for a private sector organization in Washington?”; or (b) “During the past five years, has your company worked on any part of a contract for a private sector organization in Washington?”

The study team also asked construction businesses if they had worked on any public sector contracts (including both prime contracts and subcontracts). When asked to consider the past five years, about 90 percent of MBE construction businesses reported that they had been successful in obtaining public sector work. A slightly larger percentage of WBEs (92%) and majority-owned businesses (91%) said that they had obtained public sector work.

Overall, all businesses were more successful obtaining construction work in the private sector than in the public sector. One hundred percent of MBEs and WBEs reported that they had been successful in obtaining private sector work in the past five years. A slightly smaller percentage (95%) of majority-owned businesses reported that they had been successful in obtaining work in the private sector in the past five years.

Figure H-2.
MBEs, WBEs, and majority-owned construction businesses bidding on public and private sector work in Washington in the past five years

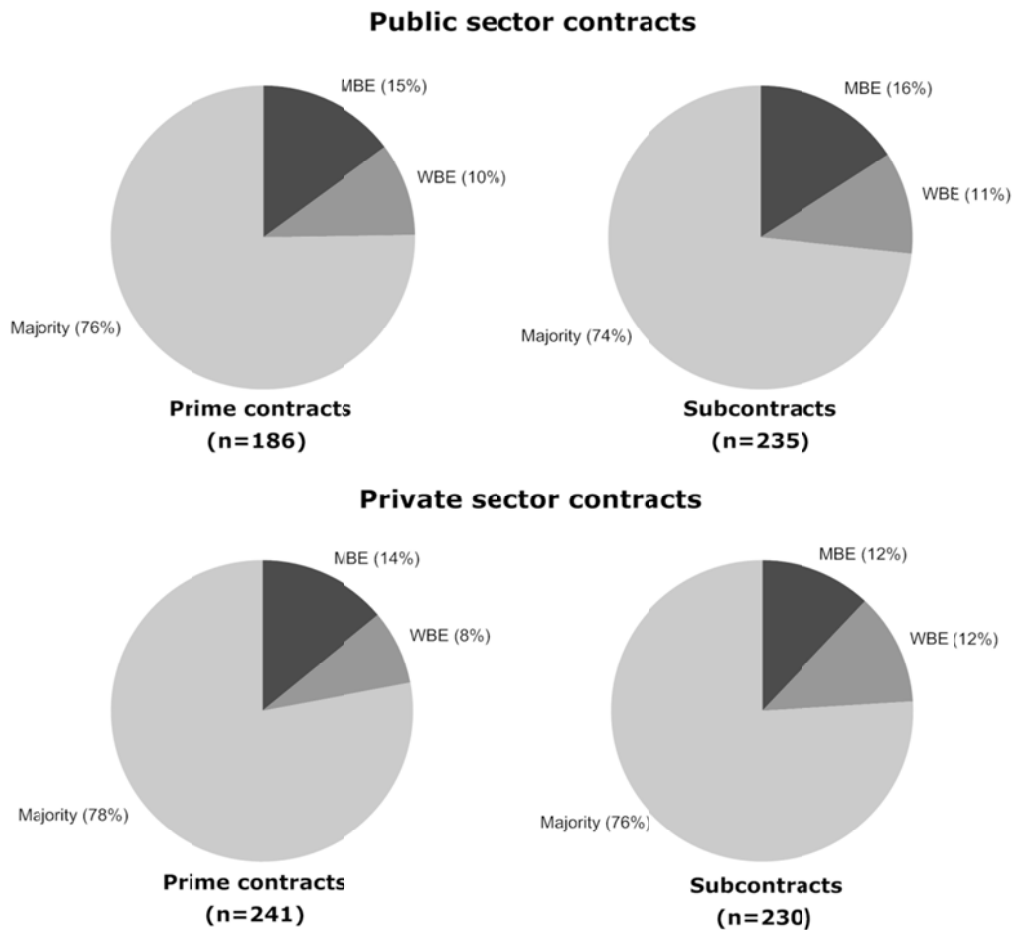


Note: "WBE" represents white women-owned firms.
 Total may not add to 100 percent due to rounding.

Source: BBC Research & Consulting from 2012-2014 Availability Interviews.

Construction-related professional services. The study team also analyzed the representation of MBE/WBEs among all businesses bidding on public and private sector construction-related professional services prime contracts and subcontracts. Figure H-3 presents the distribution of majority-, minority-, and women-owned construction-related professional services businesses that reported bidding on public and private sector prime contracts and subcontracts.

Figure H-3.
MBEs, WBEs, and majority-owned construction-related professional services
businesses bidding on public and private sector work in Washington in the past five years



Note: "WBE" represents white women-owned firms.
 Total may not add to 100 percent due to rounding.

Source: BBC Research & Consulting from 2012-2014 Availability Interviews.

The results for construction-related professional services businesses were similar to those for construction businesses for public sector and private sector prime contracts. Construction-related professional services MBE/WBEs represented about 25 percent of businesses that reported bidding on public sector prime contracts and about 22 percent of businesses that reported bidding on private sector prime contracts. A slightly larger percentage of MBE/WBEs reported bidding on subcontracts in the public sector than on prime contracts in the public sector.

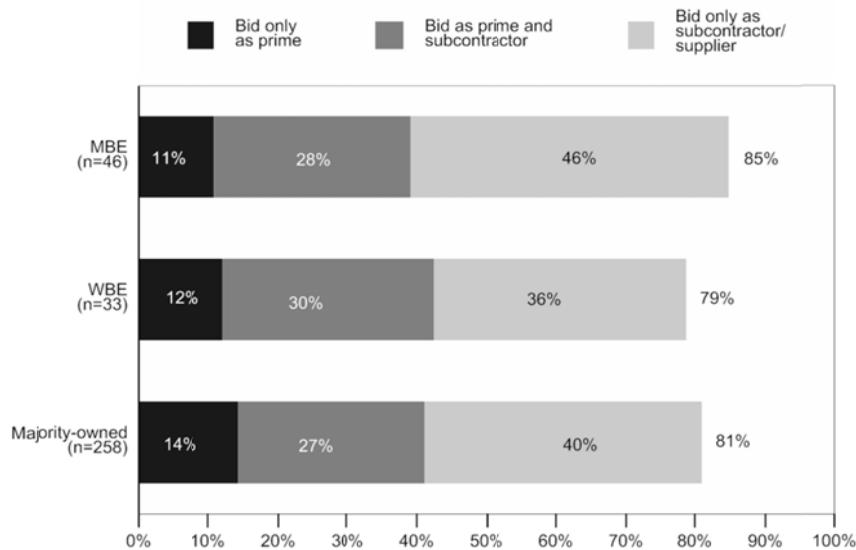
The study team also asked construction-related professional services businesses if they had received any professional services work in the past five years. About 97 percent of WBE construction-related professional services businesses reported that they had been successful in obtaining public sector work. A slightly smaller percentage of MBEs (90%) and majority-owned businesses (93%) said that they had obtained public sector work. WBEs, MBEs, and majority-owned businesses were similarly successful in obtaining private sector work (97%, 95%, and 99%, respectively).

Overall, majority-owned businesses and MBEs were slightly more successful in obtaining private sector construction-related professional services work than public sector construction-related professional services work. WBEs were about equally successful in obtaining private sector work and public sector work. MBEs were slightly less successful in obtaining work than majority-owned businesses and WBEs in both the private and public sectors.

Bidding as prime contractors and subcontractors/suppliers. BBC further examined the percentage of MBEs, WBEs, and majority-owned businesses that bid on public and private sector work in different roles (i.e., as prime contractors, subcontractors, or both). Those results pertain to bidding within the Washington contracting industry within the past five years.

Construction. Figure H-4 presents the percentage of majority-, minority, and women-owned construction businesses that reported bidding on public sector work as a prime contractor, a subcontractor, or as both.

Figure H-4.
Percent of construction businesses that reported submitting a bid for any part of a public sector project in Washington in the past five years



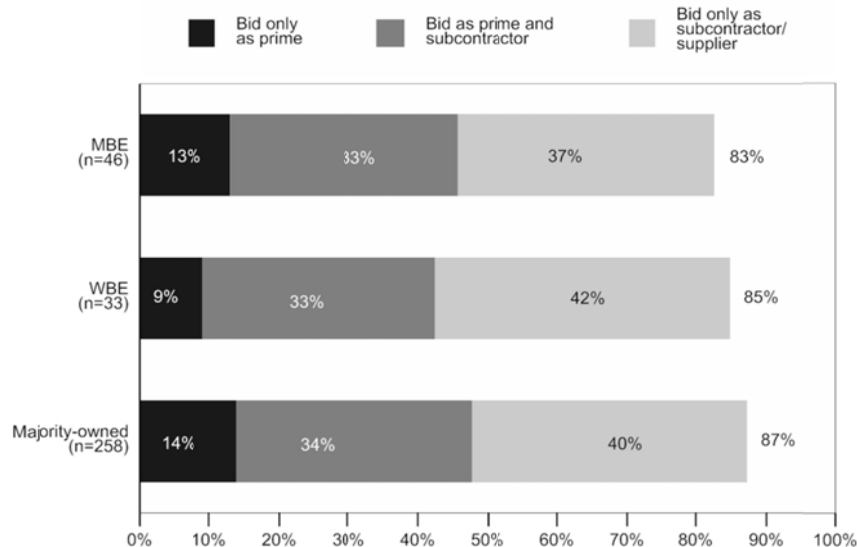
Note: "WBE" represents white women-owned firms.

Source: BBC Research & Consulting from 2012-2014 Availability Interviews.

- Of MBE construction businesses that reported being qualified and interested in future transportation work, 85 percent said that they had bid on public sector work as a prime contractor or as a subcontractor in the past five years (including submitting price quotes). About 11 percent bid only as a prime contractor, and, compared to WBE and majority-owned businesses, a larger percentage (46%) bid only as a subcontractor.
- A smaller percentage of majority-owned construction businesses that reported being qualified and interested in future transportation work (81%) reported that they had bid on public sector work in the past five years. About 14 percent had bid only as a prime contractor, and 40 percent bid only as a subcontractor.
- A slightly smaller percentage of WBEs that reported being qualified and interested in future transportation work (79%) reported bidding on public sector work in the past five years. About 12 percent had bid only as a prime contractor, and about 36 percent bid only as a subcontractor.

The study team also asked business owners and managers if their businesses had bid on a private sector construction project in the past five years. Figure H-5 presents the percentage of minority-, women-, and majority-owned construction businesses that reported bidding on private sector work as a prime contractor, a subcontractor, or as both.

Figure H-5.
Percent of construction businesses that reported submitting a bid for any part of a private sector project in Washington in the past five years



Note: "WBE" represents white women-owned firms.

Source: BBC Research & Consulting from 2012-2014 Availability Interviews.

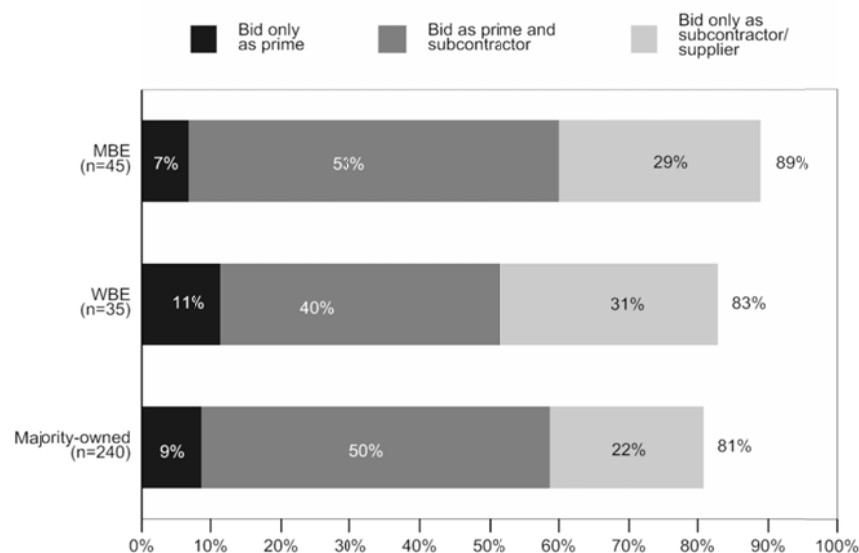
- Of MBE construction businesses that reported being qualified and interested in future transportation work, 83 percent said that they had bid on private sector work as a prime contractor or as a subcontractor in the past five years. About 13 percent reported that they had bid only as a prime contractor, and about 37 percent reported that they had bid only as a subcontractor.

- Compared to MBEs, a slightly larger percentage of WBEs that reported being qualified and interested in future transportation work (85%) reported bidding on private sector construction work, but a smaller percentage of WBEs (9%) than MBEs and majority-owned businesses reported bidding only as a prime contractor. About 42 percent of WBEs said that they had bid only as a subcontractor on private sector work in the past five years.
- Overall, a slightly larger percentage (87%) of majority-owned construction businesses that reported being qualified and interested in future transportation work said that they had bid on private sector work in the past five years. Compared to MBEs, about the same percentage of majority-owned businesses (14%) reported that they had bid only as prime contractor. 40 percent of majority-owned businesses reported that they had bid only as a subcontractor.

Construction-related professional services. Figures H-6 and H-7 examine prime contract versus subcontract bidding for construction-related professional services businesses, based on data from the availability interviews.

Figure H-6 presents the percentage of majority-, minority-, and women-owned construction-related professional services businesses in the relevant geographic market area that reported bidding on public sector work as a prime contractor, a subcontractor, or as both.

Figure H-6.
Percent of construction-related professional services businesses that reported submitting a bid for any part of a public sector project in Washington in the past five years



Note: "WBE" represents white women-owned firms.

Source: BBC Research & Consulting from 2012-2014 Availability Interviews.

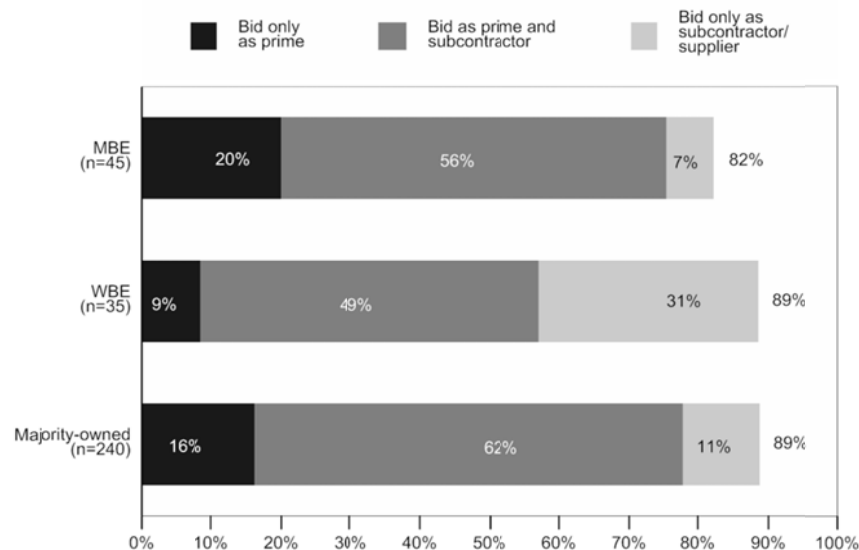
- Of MBE construction-related professional services businesses that reported being qualified and interested in future transportation work, 89 percent said that they had bid on public sector work as a prime contractor or as a subcontractor in the past five years (including submitting price quotes). About 7 percent of MBEs reported that they had bid only as a prime contractor and 29 percent reported that they had bid only as a subcontractor.

- A smaller percentage of WBEs that reported being qualified and interested in future transportation work (83%) reported bidding on public sector work in the past five years, but a larger percentage (11%) that they had bid only as a prime contractor. About 31 percent reported that they bid only as a subcontractor.
- Compared to MBEs and WBEs, a smaller percentage of majority-owned construction-related professional services businesses that reported being qualified and interested in future transportation work (81%) said that they had bid on public sector work in the past five years. Compared to MBEs and WBEs, a smaller percentage (22%) of majority-owned firms reported that they had bid only as a subcontractor. About 9 percent reported bidding only as a prime contractor.

Figure H-7 presents the percentage of majority-, minority, and women-owned construction-related professional services businesses in the relevant geographic market area that reported bidding on private sector work as a prime contractor, a subcontractor, or as both.

Figure H-7.

Percent of construction-related professional services businesses that reported submitting a bid for any part of a private sector project in Washington in the past five years



Note: "WBE" represents white women-owned firms.

Source: BBC Research & Consulting from 2012-2014 Availability Interviews.

- Of MBE construction-related professional services businesses that reported being qualified and interested in future transportation work, about 82 percent said that they had bid on private sector work as a prime contractor or as a subcontractor in the past five years. About 20 percent said that they had bid only as a prime contractor and 7 percent said that they had bid only as a subcontractor.
- Compared to MBEs, a larger percentage (89%) of WBEs that reported being qualified and interested in future transportation work said that they had bid on private sector professional services work in the past five years, but a much smaller percentage (9%) said that they had bid only as a prime contractor. Compared to MBEs and majority-owned businesses, a larger percentage (31%) said that they had bid only as a subcontractor.

- Compared to WBEs, about the same percentage (89%) of majority-owned construction-related professional services businesses that reported being qualified and interested in future transportation work said that they had bid on private sector work in the past five years. About 16 percent said that they had bid only as a prime contractor and 11 percent had bid only as a subcontractor.

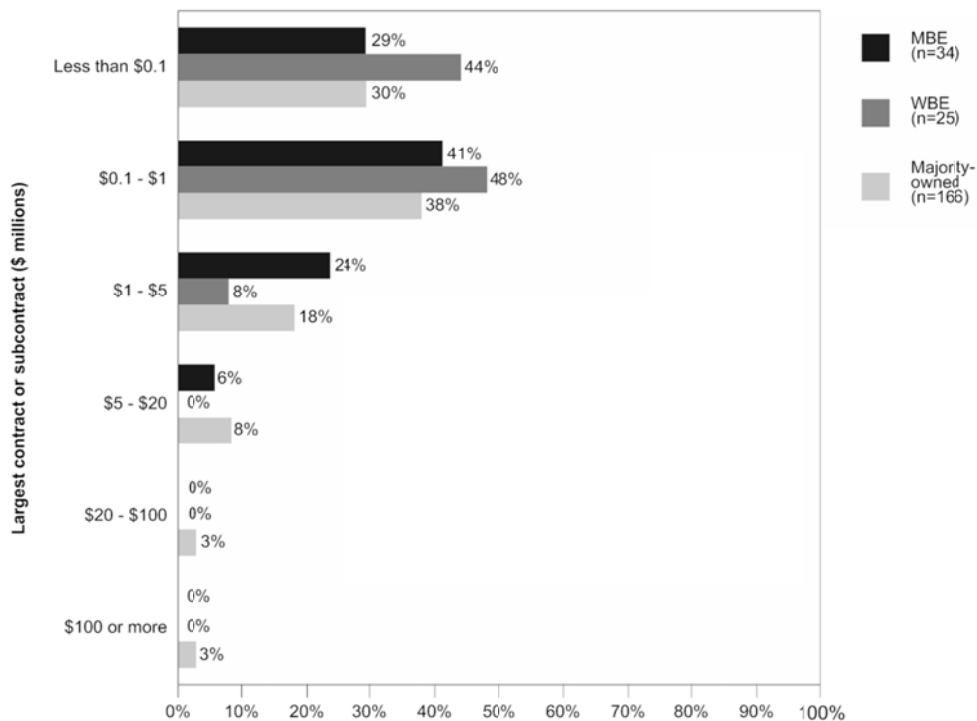
Largest contract in Washington in the past five years. As part of the availability interviews, the study team asked businesses to identify the largest contract they were awarded in Washington in the past five years.

Construction. Among construction businesses, 92 percent of WBEs reported that the largest contract they received was worth less than \$1 million. A smaller percentage of MBEs (71%) and majority-owned businesses (67%) reported that the largest contract they received was worth less than \$1 million.

About 6 percent of MBEs working in construction said that the largest contract they had received in the past five years was worth more than \$5 million. No WBEs reported that the largest contract they had received in the past five years was worth more than \$5 million. A larger percentage of majority-owned construction businesses (14%) said that the largest contract they had received in the past five years was worth more than \$5 million.

No MBEs or WBEs said that the largest contract they had received in the past five years was worth more than \$20 million. In contrast, 6 percent of majority-owned construction businesses said the largest contract they received in the past five years was worth more than \$20 million.

Figure H-8.
Largest contract or subcontract that the company received in Washington in the past five years, construction



Note: "WBE" represents white women-owned firms.
Total may not add to 100 percent due to rounding.

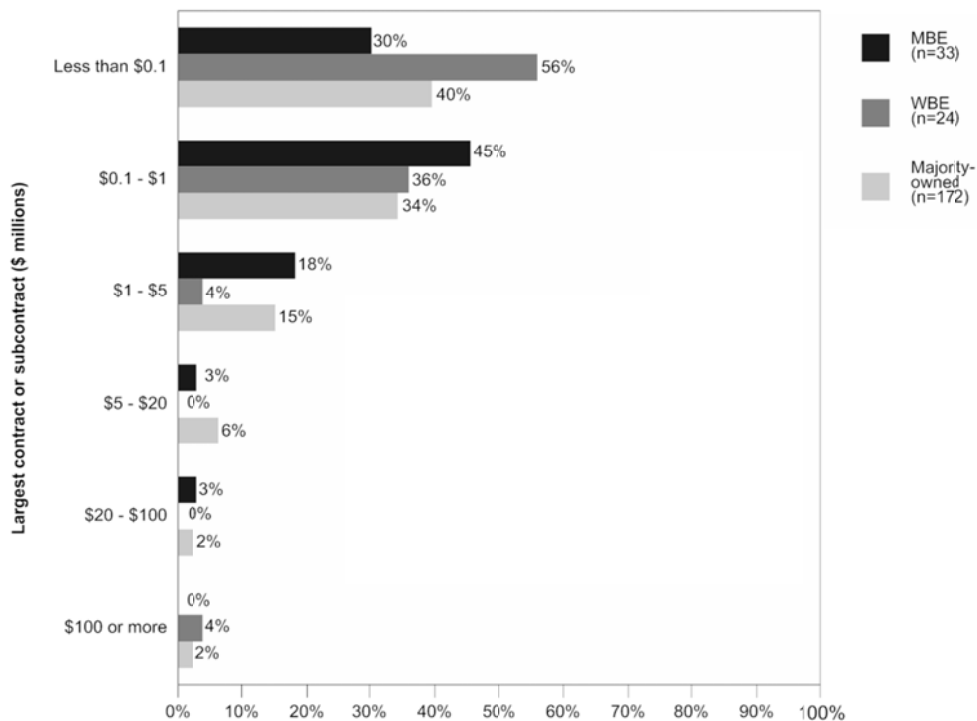
Source: BBC Research & Consulting from 2012-2014 Availability Interviews.

Construction-related professional services. Among construction-related professional services businesses, 92 percent of WBEs reported that the largest contract they had been awarded in the past five years was worth \$1 million or less. Compared to WBEs, a smaller percentage of MBEs (76%) and majority-owned businesses (74%) said that the largest contract that they had been awarded in the past five years was worth \$1 million or less.

Only about 6 percent of MBEs and 4 percent of WBEs said that the largest contract they had been awarded in the past five years was worth \$5 million or more. Compared to MBE/WBEs, a larger percent of majority-owned businesses (11%) said that the largest contract they had been awarded in the past five years was worth \$5 million or more.

Only about 3 percent of MBEs and 4 percent of WBEs said that the largest contract they had been awarded in the past five years was worth \$20 million or more. Compared to MBE/WBEs, a slightly larger percent (5%) of majority-owned businesses said that the largest contract they have received in the past five years was worth \$20 million or more.

Figure H-9.
Largest contract or subcontract that the company received in Washington in the past five years, construction-related professional services



Note: "WBE" represents white women-owned firms.
Total may not add to 100 percent due to rounding.

Source: BBC Research & Consulting from 2012-2014 Availability Interviews.

Relative capacity. Some recent legal cases regarding race- and gender-conscious contracting programs have considered the importance of the "relative capacity" of businesses included in an availability analysis.⁵ One approach to accounting for differing capacities among different types of businesses is to examine relatively small contracts, a technique noted in *Rothe Development Corp. v. U.S. Department of Defense*. In addition to examining small contracts, BBC directly measured capacity in its availability analysis.⁶

Measurement of capacity. The availability analysis produced a database of 620 businesses potentially available for work with the Port.⁷ "Relative capacity" for a business is measured as the largest contract or subcontract that the business bid on or performed in Washington within the five years preceding when BBC interviewed it. BBC uses relative capacity as one factor in determining whether a business would be available to bid on specific Port prime contracts and subcontracts.

⁵ For example, see the decision of the United States Court of appeals for the Federal Circuit in *Rothe Development Corp. v. U.S. Department of Defense*, 545 F.3d 1023 (Fed. Cir. 2008).

⁶ See Appendix D for details about the availability interview process.

⁷ 153 of those businesses were not included in the availability marketplace analysis reported in the relative capacity section, because they did not provide responses to questions D2 or D4 on the availability interview.

Assessment of possible disparities in capacity of MBE/WBEs and majority-owned businesses.

One factor that affects capacity is the specializations, or subindustries, of businesses within the construction and construction-related professional services industries. Subindustries, such as bridge and elevated highway construction, tend to involve relatively large projects. Other subindustries, such as surveying, typically involve smaller projects. One way of accounting for variation in capacities among businesses in different subindustries is to assess whether a business has a capacity above or below the median level of businesses in the same subindustry.

BBC tested whether MBE/WBEs bid on larger or smaller prime contracts or subcontracts compared with other businesses in the same subindustry. Figure H-10 indicates the median bid capacity among businesses in the relevant geographic market area in each of the 22 subindustries that the study team examined in the availability analysis. Note that the interview questions regarding the largest project that businesses had bid on or been awarded captured data in dollar ranges rather than in specific dollar amounts.

Figure H-10.
Median relative capacity by subindustry

Subindustry	Median Bid Capacity
Construction	
Asphalt and concrete supply	\$100,000 to \$500,000
Electrical work	\$500,000 to \$1 million
Excavation and drilling	\$100,000 to \$500,000
Heavy construction	\$1 million to \$2 million
Landscape services	\$100,000
Marine construction	\$5 million to \$10 million
Other construction services	\$100,000 to \$500,000
Other construction supplies	\$100,000 to \$500,000
Plumbing and HVAC	\$100,000 to \$500,000
Signs, installation, and manufacture	\$100,000 to \$500,000
Steel building materials	\$100,000 to \$500,000
Trucking	\$100,000 to \$500,000
Vertical construction	\$1 million to \$2 million
Vertical construction trades	\$100,000
Water, sewer, and utility lines	\$1 million to \$2 million
Wrecking and demolition	\$100,000 to \$500,000
Professional Services	
Construction management	\$1 million to \$2 million
Engineering	\$100,000 to \$500,000
Environmental research, consulting, and testing	\$100,000 to \$500,000
Landscape architecture	\$100,000 to \$500,000
Surveying and mapmaking	\$100,000 to \$500,000
Transportation consulting	\$2 million to \$5 million

Source: BBC Research & Consulting from 2012-2014 Availability Interviews.

Construction. An initial question is whether MBE/WBEs are as likely as majority-owned businesses to have above-median capacities within their subindustries. Figure H-11 presents those results for construction businesses. Majority-owned firms were slightly less likely than MBEs to have above-median capacities. WBEs were less likely than both majority-owned businesses and MBEs to have above-median capacities.

- About 34 percent of WBE and 38 percent of majority-owned construction businesses had above-median relative capacities.
- Compared to WBEs and majority-owned businesses, a slightly larger percentage of MBE construction businesses (42%) reported relative capacities that were higher than the median for their subindustries.

Figure H-11.
Proportion of firms with above-median bid capacity by ownership

Source:
BBC Research & Consulting from
2012-2014 Availability Interviews.

Firm ownership	Construction	Professional Services	Overall
Minority	42 %	41 %	42 %
Female	34	30	32
Majority-owned	38	38	38

Construction-related professional services. Figure H-11 also shows the percentage of construction-related professional services businesses that reported relative capacities that exceeded the median for their subindustries.

- About 38 percent of majority-owned construction-related professional services businesses reported that they had relative capacities that were higher than the median for their subindustries.
- Compared to majority-owned businesses, a smaller percentage of WBEs (30%) reported having above-median bid capacities.
- Forty-one percent of MBE construction-related professional services businesses reported having above-median bid capacities.

Further analysis. BBC considered whether race- and gender-neutral factors could account for the disparities in relative capacity that the study team identified for in construction and construction-related professional services. There were several variables from the availability interviews that may be related to relative capacity — for example, annual revenue, number of employees, and whether a business has multiple establishments in the Seattle Metropolitan Area.

After considering business characteristics from the availability interviews, the study team determined that age of business was the race- and gender-neutral factor that might best explain differences in relative capacity within a subindustry while also being external to capacity measures. Theoretically, the longer that companies are in business, the larger the contracts or subcontracts that they might pursue. To test that hypothesis, the study team conducted separate logistic regression analyses for the construction and construction-related professional services industries to determine whether relative capacity could at least partly be explained by the age of businesses and whether MBE/WBEs differ from majority-owned businesses of similar ages in terms of capacity. The results for the Seattle Metropolitan Area construction industry are shown in Figure H-12.

Figure H-12.
Seattle Metropolitan Area construction
industry bid capacity model

Note:

** Denotes statistical significance at the 95% confidence level.

Source:

BBC Research & Consulting from 2012-2014 Availability Interviews.

Variable	Coefficient	Z-Statistic
Constant	-0.72	-2.86 **
Age of firm	0.01	1.21
Minority	0.25	0.68
Female	-0.11	-0.27

The results of the analysis indicated the following:

- Business age was positively related to showing above-median capacity, but that effect was not statistically significant. The older a business, the more likely it was to show above-median capacity.
- Minority ownership was also positively related to showing above-median capacity, but that effect was not statistically significant.
- Female ownership was negatively related to having above-median capacity, but that effect was not statistically significant.

Results for the Seattle Metropolitan Area construction-related professional services industry are shown in Figure H-13. The logistic regression model for the industry indicated:

- Business age was a significant predictor of having above-median capacity for construction-related professional services businesses. The older a business, the more likely it was to show above-median capacity.
- Minority ownership was positively related to showing above-median capacity, but that effect was not statistically significant.
- Female ownership was positively related to showing above-median capacity, but that effect was not statistically significant.

Figure H-13.
Seattle Metropolitan Area construction-
related professional services industry bid
capacity model

Note:

** Denotes statistical significance at the 95% confidence level.

Source:

BBC Research & Consulting from 2012-2014 Availability Interviews.

Variable	Coefficient	Z-Statistic
Constant	-1.51	-5.14 **
Age of firm	0.04	4.15 **
Minority	0.33	0.84
Female	0.06	0.14

Business Closures, Expansions, and Contractions

BBC used Small Business Administration (SBA) data to examine business outcomes—including closures, expansions, and contractions—for minority-owned businesses in the state of Washington and in the nation as a whole.⁸ The SBA analyses compare business outcomes for minority-owned businesses (by demographic group) to business outcomes for all businesses.

Business closures. High rates of business closures may reflect adverse business conditions for minority business owners. BBC examined rates of successful and unsuccessful business closures for minority-owned businesses in the state of Washington and in the nation as a whole.

Overall rates of business closures in Washington. A 2010 SBA report investigated business dynamics and whether minority-owned businesses were more likely to close than other businesses. By matching data from business owners who responded to the 2002 U.S. Census Bureau Survey of Business Owners (SBO) to data from the Census Bureau's 1989-2006 Business Information Tracking Series, the SBA reported on business closure rates between 2002 and 2006 across different sectors of the economy.^{9,10} Figure H-14 presents those data for Black American-, Asian American-, and Hispanic American-owned businesses as well as for white-owned businesses.

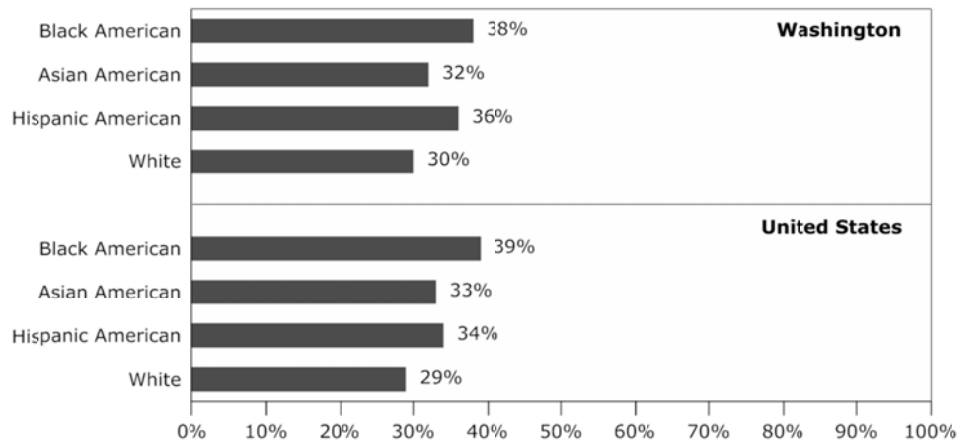
As shown in Figure H-14, 38 percent of Black American-owned businesses that were operating in Washington in 2002 had closed by the end of 2006, a higher rate than those of other groups, including white-owned businesses (30%). Hispanic American- (36%) and Asian American-owned businesses (32%) also had closure rates that were higher than that of white-owned businesses. Differences in closure rates between minority-owned businesses and white-owned businesses were similar in Washington and in the United States during that time period.

⁸ Data were not available for individual metropolitan areas or counties.

⁹ Lowrey, Ying. 2010. "Race/Ethnicity and Establishment Dynamics, 2002-2006." U.S. Small Business Administration Office of Advocacy. Washington D.C.

¹⁰ Businesses classifiable by race/ethnicity exclude publicly traded companies. The study team did not categorize racial groups by ethnicity. As a result, some Hispanic American-owned businesses may also be included in statistics for Black American-, Asian American-, and white-owned businesses.

Figure H-14.
Rates of business closure, 2002 through 2006, Washington and the U.S.



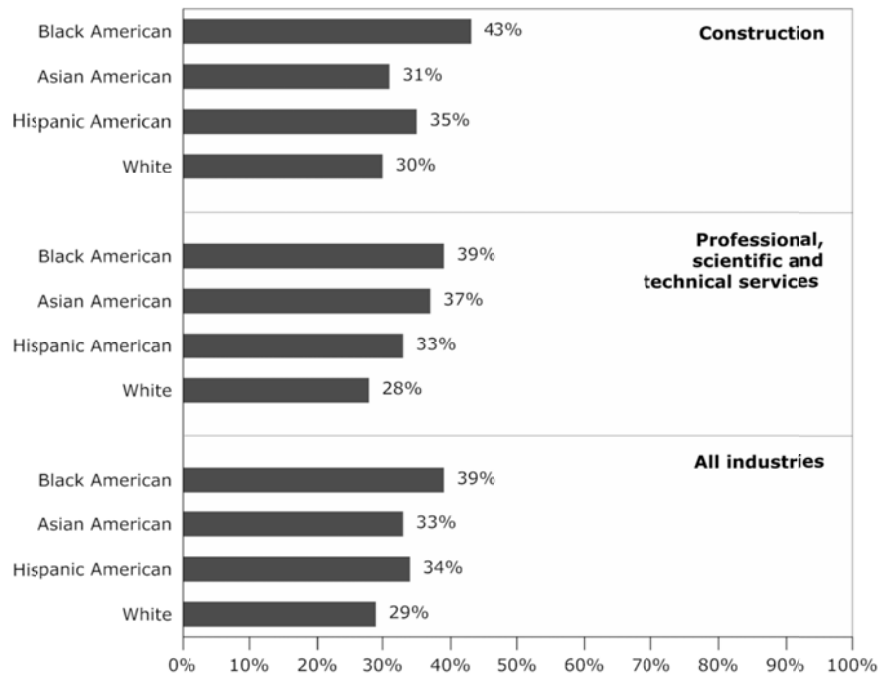
Note: Data refer only to non-publicly held businesses only. As sample sizes are not reported, statistical significance of these results cannot be determined. However, statistics are consistent with SBA data quality guidelines.

Source: Lowrey, Ying. 2010. "Race/Ethnicity and Establishment Dynamics, 2002-2006." U.S. Small Business Administration Office of Advocacy. Washington D.C.

Rates of business closures by industry. The SBA report also examined business closure rates by race/ethnicity for 21 different industry classifications. Figure H-15 compares national rates of business closure for the two industry classifications most related to construction and professional, scientific, and technical services (which includes engineering). Figure H-15 also presents business closure rates for all industries by race/ethnicity.

As shown in Figure H-15, Black American-owned businesses that were operating in the United States in 2002 had the highest rate of closure by 2006 among all racial/ethnic groups—including white-owned businesses—in construction (43%); professional, scientific, and technical services (39%); and all industries (39%). Hispanic American-owned businesses and Asian American-owned businesses that were operating in 2002 were also more likely to have closed by 2006 than white-owned businesses in construction; professional, scientific, and technical services; and all industries. The study team could not examine whether those differences also existed in Washington, because the SBA analysis by industry was not available for individual states.

Figure H-15.
Rates of business closure, 2002 through 2006, construction;
professional, scientific, and technical services; and all industries in the U.S.



Note: Data refer only to non-publicly held businesses. As sample sizes are not reported, statistical significance of these results cannot be determined; however, statistics are consistent with SBA data quality guidelines.

Source: Lowrey, Ying. 2010. "Race/Ethnicity and Establishment Dynamics, 2002-2006." U.S. Small Business Administration Office of Advocacy. Washington D.C.

Unsuccessful closures. Not all business closures can be interpreted as "unsuccessful closures." Businesses may close when an owner retires or a more profitable business opportunity emerges, both of which represent "successful closures." The 1992 Characteristics of Business Owners (CBO) Survey is one of the few Census Bureau sources to classify business closures into successful and unsuccessful subsets.¹¹ The 1992 CBO combines data from the 1992 Economic Census and a survey of business owners conducted in 1996. The survey portion of the 1992 CBO asked owners of businesses that had closed between 1992 and 1995, "Which item below describes the status of this business at the time the decision was made to cease operations?" Only the responses "successful" and "unsuccessful" were permitted. A firm that reported being unsuccessful at the time of closure was understood to have failed.

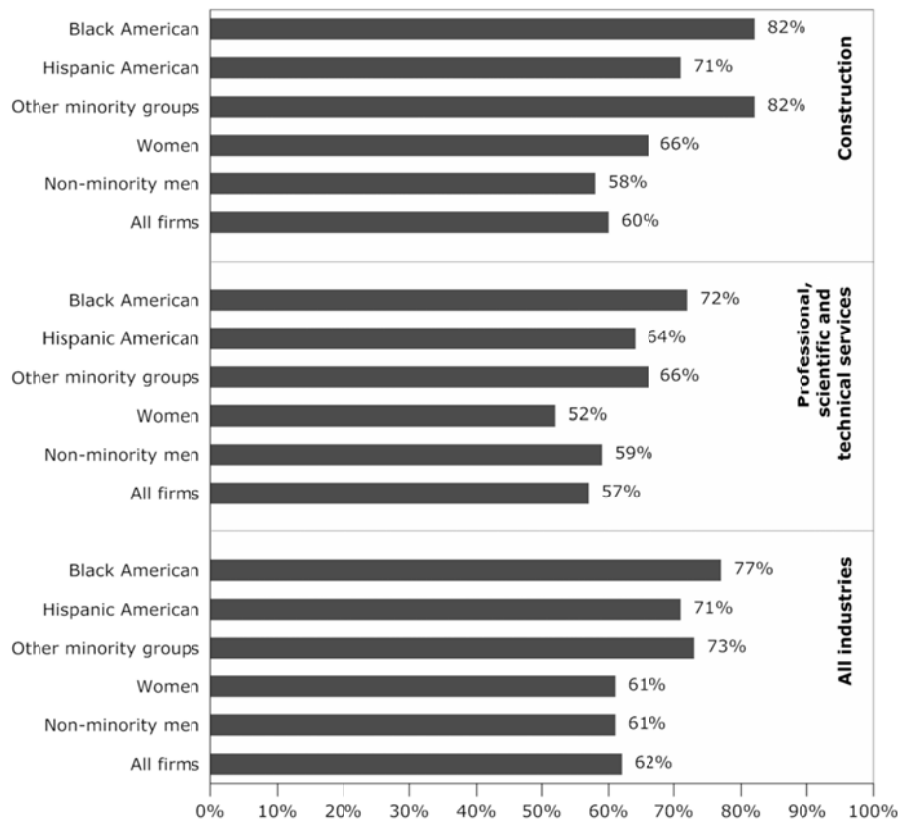
Figure H-16 presents CBO data on the proportion of businesses that closed due to failure between 1992 and 1995 in construction; professional, scientific, and technical services; and all industries.^{12,13} According to CBO data, Black American-owned businesses were the most likely to

¹¹ CBO data from the 1997 and 2002 Economic Censuses do not include statistics on successful and unsuccessful business closures. To date, the 1992 CBO is the only U.S. Census dataset that includes such statistics.

¹² All CBO data should be interpreted with caution as businesses that did not respond to the survey cannot be assumed to have the same characteristics of ones that did. Holmes, Thomas J. and James Schmitz. 1996. "Nonresponse Bias and Business Turnover Rates: The Case of the Characteristics of Business Owners Survey." *Journal of Business & Economic Statistics*. 14(2): 231-241. This report does not include CBO data on overall business closure rates, because businesses not responding to the survey were found to be much more likely to have closed than ones that did.

report being “unsuccessful” at the time at which their businesses closed. About 77 percent of Black American-owned businesses in all industries reported an unsuccessful business closure between 1992 and 1995, compared with only 61 percent of non-Hispanic white male-owned businesses. Unsuccessful closure rates were also relatively high for Hispanic American-owned businesses (71%) and for businesses owned by “other minority groups” (73%). The rate of unsuccessful closures for women-owned businesses (61%) was similar to that of non-Hispanic white male-owned businesses.

Figure H-16.
Unsuccessful closure rates for businesses that closed between 1992 and 1995 in the U.S.



Source: U.S. Census Bureau, 1996 Characteristics of Business Owners Survey (CBO).

In the construction industry, minority- and women-owned businesses were more likely to report unsuccessful business closures than non-Hispanic white male-owned businesses (58%). Those trends were similar in the professional services industry with one exception—women-owned businesses (52%) were less likely to report unsuccessful closures than non-Hispanic white male-owned businesses (59%).

¹³ This study includes CBO data on business success because there is no compelling reason to believe that closed businesses responding to the survey would have reported different rates of success/failure than those closed businesses that did not respond to the survey. Headd, Brian. U.S. Small Business Administration, Office of Advocacy. 2000. *Business Success: Factors leading to surviving and closing successfully*. Washington D.C.: 12.

Reasons for differences in unsuccessful closure rates. Several researchers have offered explanations for higher rates of unsuccessful closures among minority- and women-owned businesses compared with non-Hispanic white-owned businesses:

- Unsuccessful business failures of minority-owned businesses may be due to barriers in access to capital. Regression analyses have identified initial capitalization as a significant factor in determining firm viability. Because minority-owned businesses secure smaller amounts of debt equity in the form of loans, they may be more liable to fail. Difficulty in accessing capital is found to be particularly acute for minority-owned businesses in the construction industry.¹⁴
- Prior work experience in a family member's business or similar experience is found to be strong determinants of business viability. Because minority business owners are much less likely to have such experience, their businesses are less likely to survive.¹⁵ Similar research has been conducted for women-owned businesses and found similar gender-based gaps in the likelihood of business survival.¹⁶
- Level of education is found to be a strong determinant of business survival. Educational attainment explains a substantial portion of the gap in business closure rates between Black American-owned businesses and non-minority-owned businesses.¹⁷
- Non-minority business owners have the opportunity to pursue a wider array of business activities, which increases their likelihood of closing successful businesses to pursue more profitable business alternatives. Minority business owners, especially those who do not speak English, have limited employment options and are less likely to close a successful business.¹⁸
- The possession of greater initial capital and generally higher levels of education among Asian Americans are related to the relatively high rate of survival of Asian American-owned businesses compared to other minority-owned businesses.¹⁹

¹⁴ Bates, Timothy and Caren Grown. 1991. "Commercial Lending Practices and the Development of Black-Owned Construction Companies." Center for Economic Studies, U.S. Census Bureau.

¹⁵ Robb, A. and Fairlie, R. 2005. "Why are Black-Owned Businesses Less Successful than White-Owned Businesses? The Role of Families, Inheritances, and Business Human Capital." University of California, Santa Cruz.

¹⁶ Fairlie, R. and A. Robb. 2009. "Gender Differences in Business Performance: Evidence from the Characteristics of Business Owners Survey." University of California, Santa Cruz.

¹⁷ *Ibid.* 24.

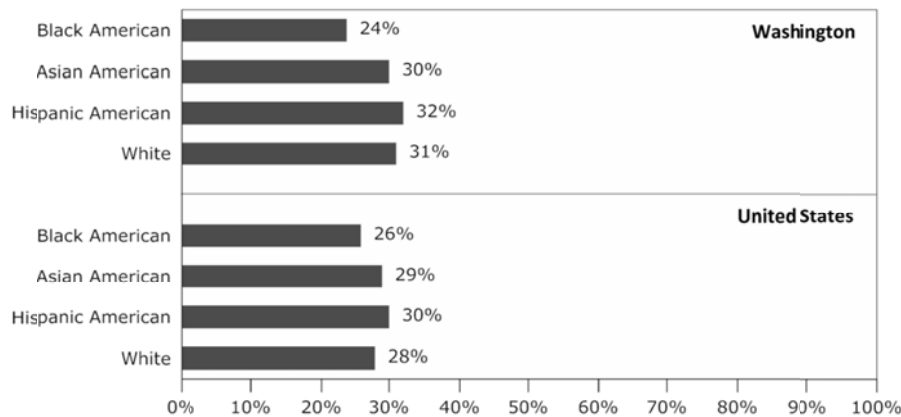
¹⁸ Bates, Timothy. 2002. "Analysis of Young Small Businesses That Have Closed: Delineating Successful from Unsuccessful Closures." Center for Economic Studies, U.S. Census Bureau.

¹⁹ Bates, Timothy. 1993. "Determinants of Survival and Profitability Among Asian Immigrant-Owned Small Businesses." Center for Economic Studies, U.S. Census Bureau.

Expansions and contractions. Comparing rates of expansion and contraction between minority-owned and white-owned businesses is also useful in assessing the success of minority-owned businesses. As with closure data, only some of the data on expansions and contractions that were available for the nation were also available at the state level.

Expansions. The 2010 SBA study of minority business dynamics from 2002 through 2006 examined the number of non-publicly-held Washington businesses that expanded and contracted between 2002 and 2006. Figure H-17 presents the percentage of all businesses, by race/ethnicity of ownership, that increased their total employment between 2002 and 2006. Those data are presented for Washington and for the nation as a whole.

Figure H-17.
Percentage of businesses that expanded, 2002 through 2006



Note: Data refer only to non-publicly held businesses. As sample sizes are not reported, statistical significance of those results cannot be determined. However, the reported statistics are consistent with SBA data quality guidelines.

Source: Lowrey, Ying. 2010. "Race/Ethnicity and Establishment Dynamics, 2002-2006." U.S. Small Business Administration Office of Advocacy. Washington D.C.

According to the SBA study, approximately 31 percent of white-owned Washington businesses expanded between 2002 and 2006, compared to 24 percent of Black American-owned businesses, 30 percent of Asian American-owned businesses, and 32 percent of Hispanic American-owned businesses. Expansion results were similar for the nation as a whole.²⁰

Figure H-18 presents the percentage of businesses that expanded in construction; professional, scientific, and technical services; and in all industries in the United States. The 2010 SBA study did not report results for businesses in individual industries at the state level. At the national level, the patterns evident for construction and professional, scientific, and technical services were similar to those observed for all industries:

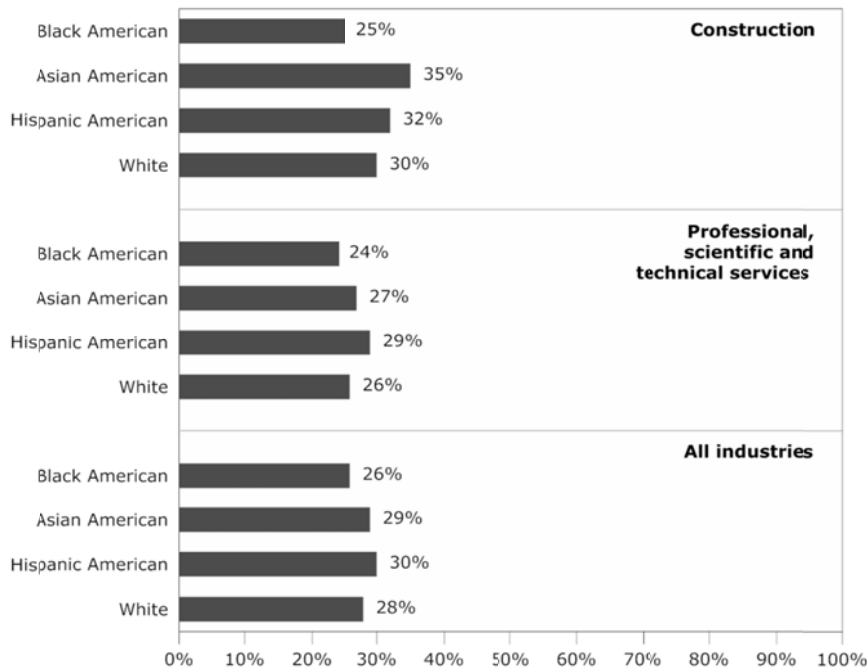
- Black American-owned construction and professional, scientific, and technical services businesses were less likely than white-owned businesses to have expanded between 2002 and 2006.

²⁰ Lowrey, Ying. 2010. "Race/Ethnicity and Establishment Dynamics, 2002-2006." U.S. Small Business Administration Office of Advocacy. Washington D.C.

- Hispanic American- and Asian American-owned companies in both construction and professional, scientific, and technical services were slightly more likely than white-owned businesses to have expanded between 2002 and 2006.

Figure H-18.

Percentage of businesses expanding, 2002 through 2006, U.S. construction; professional, scientific, and technical services; and all industries



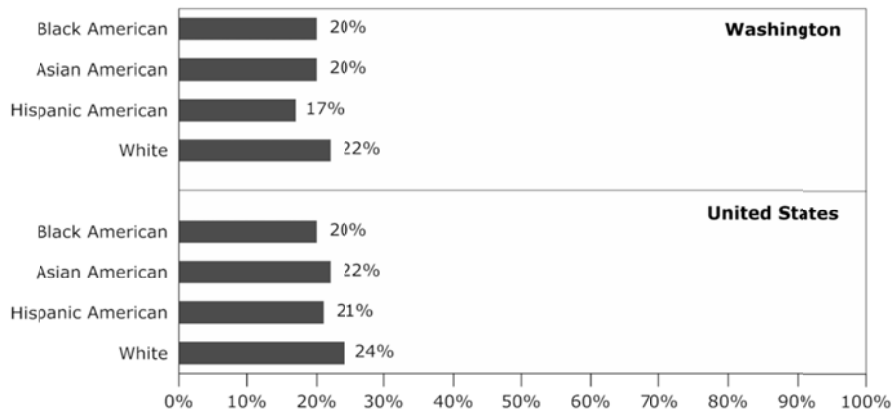
Note: Data refer only to non-publicly held businesses. As sample sizes are not reported, statistical significance of these results cannot be determined; however, statistics are consistent with SBA data quality guidelines.

Source: Lowrey, Ying. 2010. "Race/Ethnicity and Establishment Dynamics, 2002-2006." U.S. Small Business Administration Office of Advocacy. Washington D.C.

Contractions. Figure H-19 shows the percentage of non-publicly held businesses operating in 2002 that reduced their employment (i.e., contracted) between 2002 and 2006 in Washington and in the nation as a whole. At both the state level and the national level, Black American- (20%), Asian American- (20%), and Hispanic American-owned businesses (17%) were slightly less likely than white-owned businesses (22%) to have contracted between 2002 and 2006.

The SBA study did not report state-specific results relating to contractions in individual industries. Figure H-20 shows the percentage of businesses that contracted in construction; professional, scientific, and technical services; and all industries at the national level. Compared to white-owned construction businesses in the United States, a slightly smaller percentage of Black American-, Hispanic American-, and Asian American-owned construction and professional, scientific, and technical services businesses contracted between 2002 and 2006.

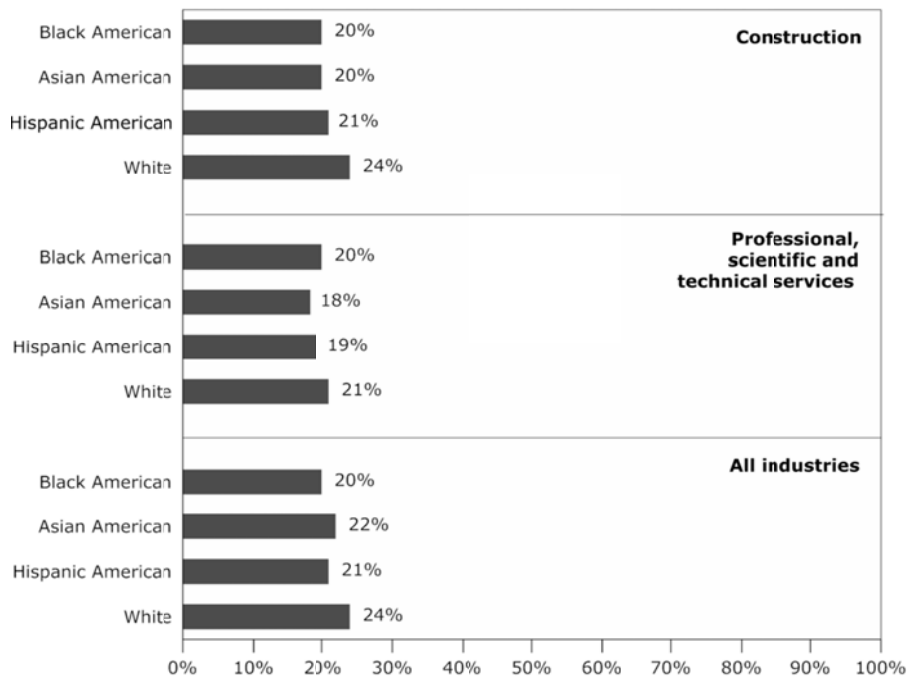
Figure H-19.
Percentage of businesses contracting, 2002 through 2006



Note: Data refer only to non-publicly held businesses. As sample sizes are not reported, statistical significance of these results cannot be determined; however, statistics are consistent with SBA data quality guidelines.

Source: Lowrey, Ying. 2010. "Race/Ethnicity and Establishment Dynamics, 2002-2006." U.S. Small Business Administration Office of Advocacy. Washington D.C.

Figure H-20.
Rates of business contraction, 2002 through 2006, U.S. construction; professional, scientific and technical services; and all industries



Note: Data refer only to non-publicly held businesses. As sample sizes are not reported, statistical significance of these results cannot be determined; however, statistics are consistent with SBA data quality guidelines.

Source: Lowrey, Ying. 2010. "Race/Ethnicity and Establishment Dynamics, 2002-2006." U.S. Small Business Administration Office of Advocacy. Washington D.C.

Business Receipts and Earnings

Annual business receipts and earnings for business owners are also indicators of the success of businesses. The study team examined:

- Business receipts data from the 2007 SBO;
- Business earnings data for business owners from the 2000 Census and 2009-2011 American Community Survey (ACS); and
- Annual revenue data that the study team collected as part of availability surveys for Washington and Seattle Metropolitan Area construction and construction-related professional services businesses.

Business receipts. BBC examined receipts for businesses in the Seattle Metropolitan Area, Washington, and the United States using data from the 2007 SBO, conducted by the U.S. Census Bureau. BBC also analyzed receipts for businesses in individual industries. The SBO reports business receipts separately for employer businesses (i.e., those with paid employees other than the business owner and family members) and for all businesses.²¹

Receipts for all businesses. Figure H-21 presents 2007 mean annual receipts for employer and non-employer businesses by race/ethnicity and gender. Racial categories in the Seattle Metropolitan Area are not available by both race and ethnicity. As such, the racial categories shown for the Seattle Metropolitan Area may include Hispanic Americans. However, the "race and ethnicity" categories shown for both Washington and the United States are mutually exclusive (i.e., Hispanic Americans are presented as a separate group) and are not directly comparable to the Seattle Metropolitan Area. The SBO data for businesses across all industries in the Seattle Metropolitan Area indicate that average receipts for minority- and women-owned businesses were much lower than the average for white-owned (or male-owned) businesses, with some groups faring worse than others.

- Average receipts for Black American-owned businesses (\$98,000) were approximately 17 percent that of white-owned businesses (\$581,000).
- Native Hawaiian-owned businesses had average receipts (\$119,000) that were 20 percent of the average for white-owned businesses.
- Average receipts for American Indian and Alaska Native-owned businesses (\$248,000) were less than half the average for white-owned businesses.
- Asian American-owned businesses also had lower average receipts (\$329,000) than white-owned businesses.
- Average receipts for women-owned businesses (\$169,000) were 20 percent of the average for male-owned businesses (\$844,000).
- Hispanic American-owned businesses had higher average receipts (\$937,000) than non-Hispanic-owned businesses (\$525,000).

²¹ "All businesses" in the SBO data include incorporated and unincorporated businesses but not publicly-traded companies or other businesses not classifiable by race/ethnicity or gender.

Figure H-21.
Mean annual receipts
(thousands) for all
businesses, by
race/ethnicity and
gender of owners, 2007

Note:

Includes employer and non-employer firms. Does not include publicly-traded companies or other firms not classifiable by race/ethnicity and gender. Because sample sizes are not reported, statistical significance of these results cannot be determined.

Racial categories in the Seattle Metropolitan Area are not available by both race and ethnicity. As such, the racial categories shown for Seattle may include Hispanic Americans. However, the "race and ethnicity" categories shown for both Washington and the United States are mutually exclusive (racial categories exclude Hispanic Americans).

Estimates for Black American-owned firms in Washington were suppressed by the SBO because publication standards were not met.

Source:

2007 Survey of Business Owners, part of the U.S. Census Bureau's 2007 Economic Census.

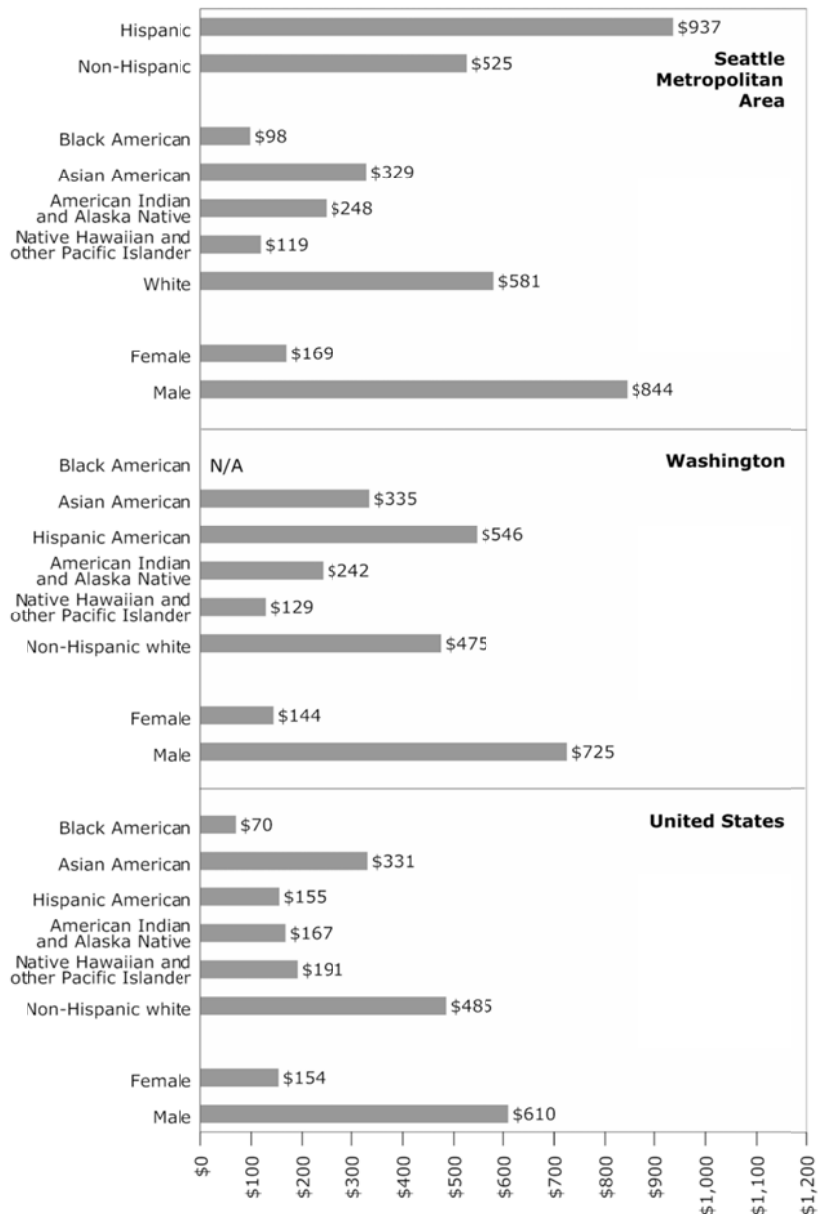


Figure H-22 presents average annual receipts in 2007 for only employer businesses in the Seattle Metropolitan Area, Washington, and in the United States. Again, minority-owned employer businesses, except Hispanic-American owned businesses, had substantially lower average business receipts than white-owned (or non-Hispanic-owned) businesses in the Seattle Metropolitan Area.

- Average annual receipts for Black American-owned employer businesses (\$887,000) in the Seattle Metropolitan Area were 40 percent of the average for white-owned businesses (\$2.2 million).
- Average annual receipts for Native Hawaiian- (\$986,000) and Asian American-owned employer businesses (\$1.1 million) were 45 percent and 49 percent of the average for white-owned businesses, respectively.

Figure H-22.
Mean annual receipts
(thousands) for
employer businesses,
by race/ethnicity and
gender of owners, 2007

Note:

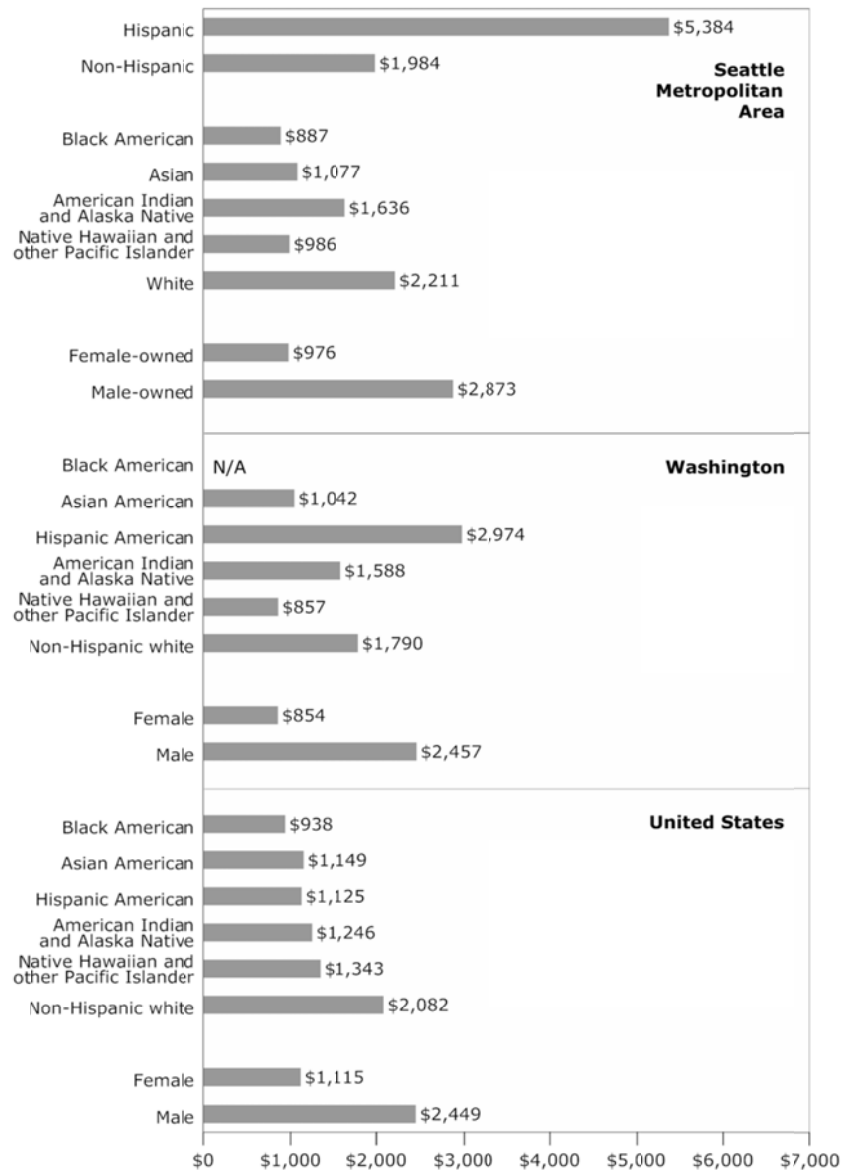
Includes only employer businesses.
 Does not include publicly-traded companies or other businesses not classifiable by race/ethnicity and gender. As sample sizes are not reported, statistical significance of these results cannot be determined.

Racial categories in the Seattle metro area are not available by both race and ethnicity. As such, the racial categories shown for Seattle may include Hispanic Americans. However, the "race and ethnicity" categories shown for both Washington and the United States are mutually exclusive (racial categories exclude Hispanic Americans).

Estimates for Black American-owned businesses in Washington were suppressed by the SBO because publication standards were not met.

Source:

2007 Survey of Business Owners,
 part of the U.S. Census Bureau's
 2007 Economic Census



- Average receipts for American Indian and Alaska Native-owned businesses (\$1.6 million) were three quarters that of white-owned businesses in the Seattle Metropolitan Area.
- As was the case for all businesses (employer and non-employer businesses combined), Hispanic American-owned employer businesses had higher average receipts than non-Hispanic employer businesses in the Seattle Metropolitan Area.
- Average receipts for women-owned employer businesses (\$976,000) were about one-third that of male-owned businesses in the Seattle Metropolitan Area (\$2.9 million).

Receipts by industry. The study team also analyzed SBO receipts data separately for businesses in construction and in professional, scientific, and technical services. Figure H-23 presents mean annual receipts in 2007 for all (i.e., employer and non-employer businesses combined) construction and professional, scientific, and technical services businesses and for just employer businesses by racial/ethnic and gender group. Results are presented for the Seattle Metropolitan Area, Washington, and the nation as a whole. Again, racial categories in the Seattle Metropolitan

Area are not available by both race and ethnicity so the racial categories shown for the Seattle Metropolitan Area may include Hispanic Americans. The "race and ethnicity" categories shown for both Washington and the United States are mutually exclusive (i.e., Hispanic Americans are presented as a separate group) and are not directly comparable to the Seattle Metropolitan Area.

Construction. In the Seattle Metropolitan Area construction industry, average 2007 receipts for most minority-owned businesses were lower than the average for white-owned (or non-Hispanic-owned) businesses. Results for all businesses (i.e., employer and non-employer businesses combined) indicated that:

- Average receipts for Hispanic American-owned construction businesses (\$264,000) were 30 percent of the average for non-Hispanic-owned construction businesses (\$892,000).
- Average receipts for Black American-owned construction businesses (\$246,000) were 27 percent of the average for white-owned construction businesses (\$901,000).
- Native Hawaiian-owned construction businesses (\$169,000) had earnings that were only 19 percent of the average for white-owned businesses.
- Average receipts for Asian American-owned construction businesses (\$410,000) were less than half that of white-owned construction businesses in the Seattle Metropolitan Area.
- Average receipts for American Indian and Alaska Native-owned construction businesses (\$534,000) were 59 percent of the average for white-owned construction businesses.
- Average receipts for women-owned construction businesses (\$625,000) were approximately two-thirds of the average for male-owned businesses (\$944,000).

Although SBO data indicated that average receipts were higher for construction employer businesses than for all construction businesses (i.e., employer and non-employer businesses combined), average receipts for Black American-, Asian American-, American Indian-, and Alaska Native- and Native-Hawaiian-owned construction employer businesses were still substantially less than that of white-owned construction employer businesses (\$2.1 million) in the Seattle Metropolitan Area. Average receipts for Hispanic-owned construction employer businesses (\$783,000) were 37 percent of the average for non-Hispanic-owned employer businesses (\$2.1 million). Average receipts for women-owned construction businesses (\$1.8 million) were less than the average for male-owned employer businesses (\$2.4 million).

Professional, scientific, and technical services. In the Seattle Metropolitan Area professional, scientific, and technical services industry, most minority-owned businesses had lower average receipts than white-owned (or non-Hispanic-owned) businesses. Results for all businesses (i.e., employer and non-employer businesses combined) indicate that:

- Average receipts for Hispanic American-owned (\$97,000) were less than half that of non-Hispanic-owned businesses (\$209,000).
- Average receipts for Black American-owned businesses (\$63,000) were 29 percent that of white-owned businesses (\$215,000).
- Average receipts for Native Hawaiian-owned businesses (\$75,000) were about 35 percent that of white-owned businesses.

Figure H-23.

Mean annual receipts (thousands) for businesses in the construction and professional, scientific and technical services industries, by race/ethnicity and gender of owners, 2007

	All firms		Employer firms	
	Construction	Professional, scientific & technical services	Construction	Professional, scientific & technical services
Seattle Metropolitan Area				
Ethnicity				
Hispanic American	\$264	\$97	\$783	\$576
Non-Hispanic American	\$892	\$209	\$2,125	\$936
Race				
Black American	\$246	\$63	\$1,082	\$475
Asian American	\$410	\$136	\$1,203	\$625
American Indian and Alaska Native	\$534	\$98	\$1,360	\$1,029
Native Hawaiian and other Pacific Islander	\$169	\$75	\$408	\$571
White	\$901	\$215	\$2,132	\$954
Gender				
Female	\$625	\$95	\$1,820	\$509
Male	\$944	\$304	\$2,436	\$1,157
Washington				
Race and Ethnicity				
Black American	\$207	\$71	\$908	\$489
Asian American	\$405	\$139	\$1,103	\$637
Hispanic American	\$251	\$85	\$644	\$466
American Indian and Alaska Native	\$694	\$94	\$1,788	\$858
Native Hawaiian and other Pacific Islander	\$153	\$77	\$364	\$576
Non-Hispanic White	\$718	\$181	\$1,674	\$772
Gender				
Female	\$556	\$80	\$1,475	\$435
Male	\$748	\$256	\$1,911	\$957
United States				
Race and Ethnicity				
Black American	\$107	\$78	\$1,069	\$717
Asian American	\$273	\$201	\$1,533	\$950
Hispanic American	\$167	\$121	\$1,083	\$693
American Indian and Alaska Native	\$262	\$116	\$1,390	\$630
Native Hawaiian and other Pacific Islander	\$363	\$187	\$1,628	\$1,148
Non-Hispanic White	\$502	\$213	\$1,850	\$869
Gender				
Female	\$361	\$98	\$1,625	\$543
Male	\$480	\$276	\$2,008	\$1,031

Notes: Does not include publicly-traded companies or other businesses not classifiable by race/ethnicity and gender. As sample sizes are not reported, statistical significance of these results cannot be determined.

Racial categories in the Seattle metro area are not available by both race and ethnicity. As such, the racial categories shown for Seattle may include Hispanic Americans. However, the "race and ethnicity" categories shown for both Washington and the United States are mutually exclusive (racial categories exclude Hispanic Americans).

Source: 2007 Survey of Business Owners, part of the U.S. Census Bureau's 2007 Economic Census.

- Average receipts for American Indian and Alaska Native-owned businesses (\$98,000) were approximately 46 percent that of white-owned businesses.
- Average receipts for Asian American-owned businesses (\$136,000) were substantially less than that of white-owned businesses.
- Average receipts for women-owned businesses (\$95,000) were less than one-third that of male-owned firms (\$304,000).

An examination of only employer businesses in professional, scientific, and technical services yielded similar results with one key exception: among employer businesses, American Indian and Alaskan Native owned businesses had higher average receipts (about \$1 million) than white-owned employer businesses (\$954,000) in professional, scientific, and technical services in 2007.

Business earnings. In order to assess the success of self-employed minorities and women in the construction and construction-related professional services industries, BBC examined earnings of business owners using PUMS data from the 2000 U.S. Census and 2009-2011 ACS. BBC analyzed earnings of incorporated and unincorporated business owners age 16 and older who reported positive business earnings.

Construction business owner earnings, 1999. Figure H-24 shows average earnings in 1999 for business owners in the construction industry in the Seattle Metropolitan Area, Washington, and in the United States. Due to small sample sizes for individual racial/ethnic groups, BBC grouped all minority business owners except Hispanic Americans together. Business earning results for 1999 were based on the 2000 Census, in which individuals were asked to give their business income for the previous year. Results indicated that:

- On average, Hispanic American business owners in the Seattle Metropolitan Area (\$41,758) earned more than non-Hispanic white construction business owners (\$37,148), but that difference was not statistically significant. However, in Washington as a whole, Hispanic business owners earned less (\$33,015) than non-Hispanic white business owners (\$35,104).
- Non-Hispanic minority construction business owners (\$36,964) earned less than non-Hispanic white business owners (\$37,148) in the Seattle Metropolitan Area, but that difference was not statistically significant. However, in Washington as a whole, non-Hispanic minority business owners (\$38,876) earned more than non-Hispanic white business owners (\$35,104).
- In the United States as a whole, both Hispanic (\$26,022) and non-Hispanic minority business owners (\$25,739) earned less than non-Hispanic white business owners, and those differences were statistically significant.
- Female construction business owners in the Seattle Metropolitan Area (\$26,738) earned substantially less, on average, than male construction business owners (\$38,061), but that difference was not statistically significant, perhaps due to small sample sizes. Female construction business owners also earned less than male construction business owners in the state of Washington (\$25,583 vs. \$36,021) and the nation as a whole (\$21,090 vs. \$30,451), and those differences were statistically significant.

Figure H-24.
Mean annual business
owner earnings in the
construction industry,
1999

Note:

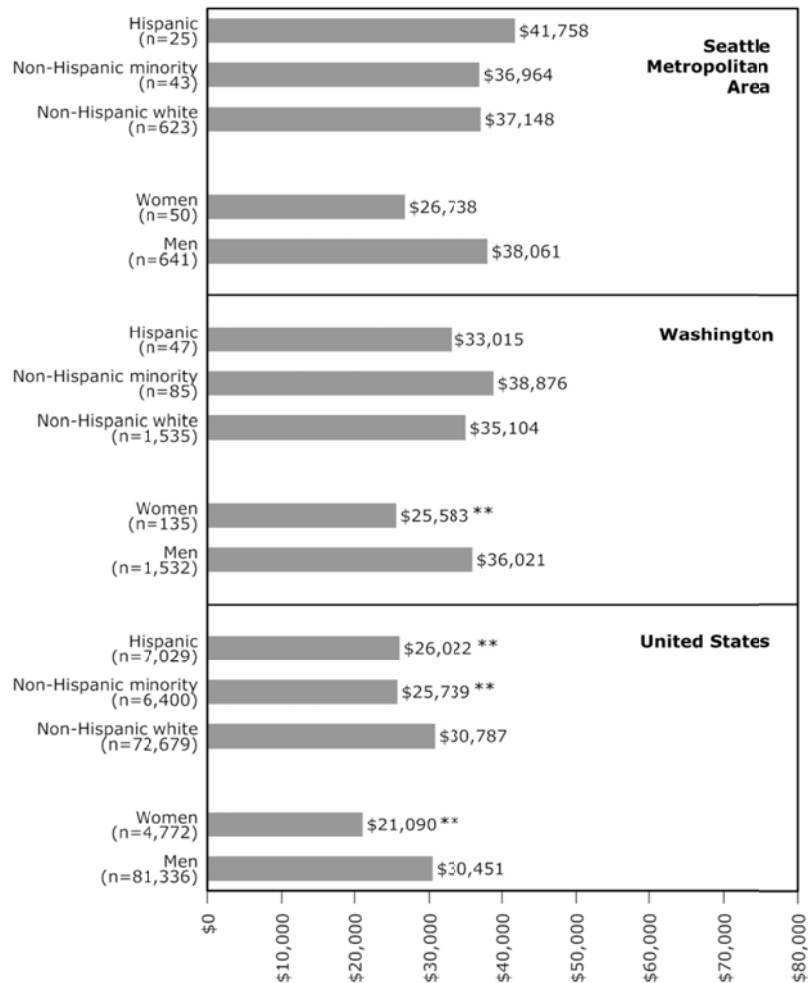
The sample universe is business owners age 16 and over who reported positive earnings. "Non-Hispanic minority" includes Black Americans, Asian-Pacific Americans, Subcontinent Asian Americans, Native Americans and other minority groups. Sample sizes for these race/ethnicity groups were too small to analyze individually.

All amounts in 1999 dollars.

*,** Denotes statistically significant differences from non-Hispanic whites (for minority groups) or from men (for women) at the 90% and 95% confidence level, respectively.

Source:

BBC Research & Consulting from 2000 U.S. Census 5% sample. The raw data extract was obtained through the IPUMS program of the MN Population Center: <http://usa.ipums.org/usa/>.



Construction business owner earnings, 2008-2011. The 2009-2011 ACS also reports business owner earnings. Because of the way that the U.S. Census Bureau conducts each year's ACS, earnings for business owners reported in the 2009 through 2011 sample were for the previous 12 months between 2008 and 2011.²² However, all dollar amounts are presented in 2011 dollars. Figure H-25 shows earnings in 2008 through 2011 for business owners in the construction industry in the Seattle Metropolitan Area, Washington, and the nation as a whole. Again, due to sample sizes for individual minority groups, all minority groups except Hispanics are combined into a non-Hispanic minority category.

²² For example, if a business owner completed the survey on January 1, 2009, the figures for the previous 12 months would reference January 1, 2008 to December 31, 2008. Similarly, a business owner completing the survey December 31, 2011 would reference amounts since January 1, 2011.

Figure H-25.
Mean annual business
owner earnings in the
construction industry,
2008 through 2011

Note:

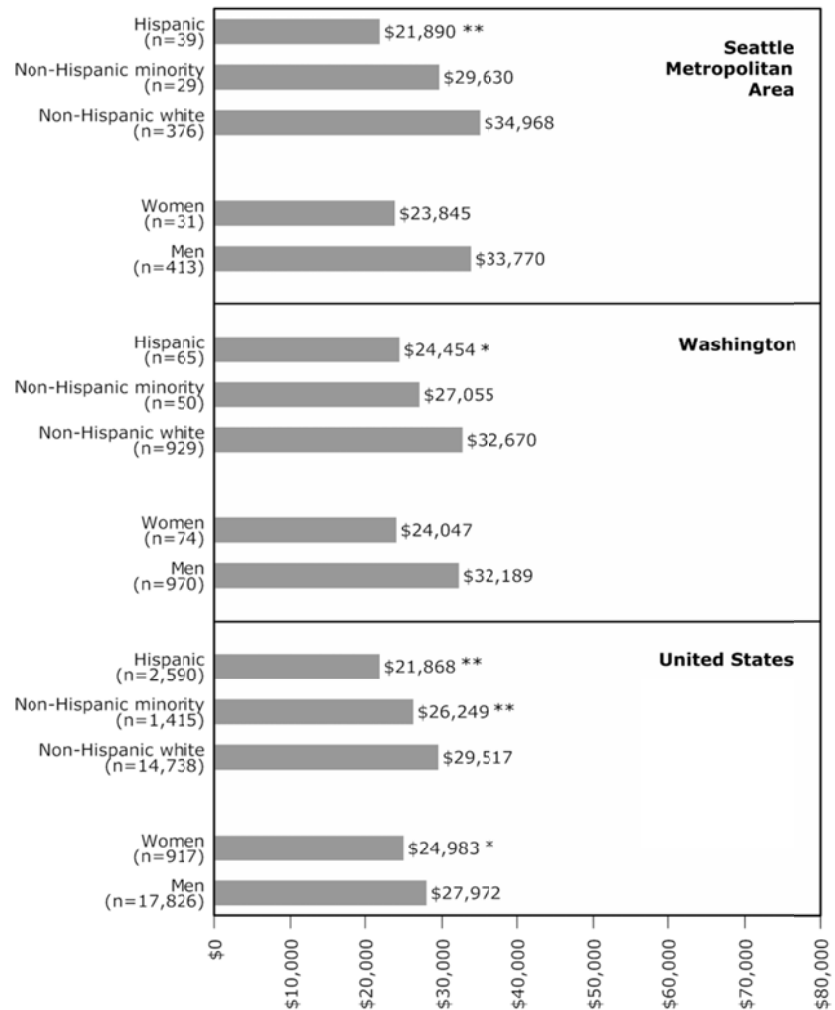
The sample universe is business owners age 16 and over who reported positive earnings. "Non-Hispanic minority" includes Black Americans, Asian-Pacific Americans, Subcontinent Asian Americans, Native Americans and other minority groups. Sample sizes for these race/ethnicity groups were too small to analyze individually.

All amounts in 2011 dollars.

*,** Denotes statistically significant differences from non-Hispanic whites (for minority groups) or from men (for women) at the 90% and 95% confidence level, respectively.

Source:

BBC Research & Consulting from 2009-2011 ACS. The raw data extract was obtained through the IPUMS program of the MN Population Center: <http://usa.ipums.org/usa/>.



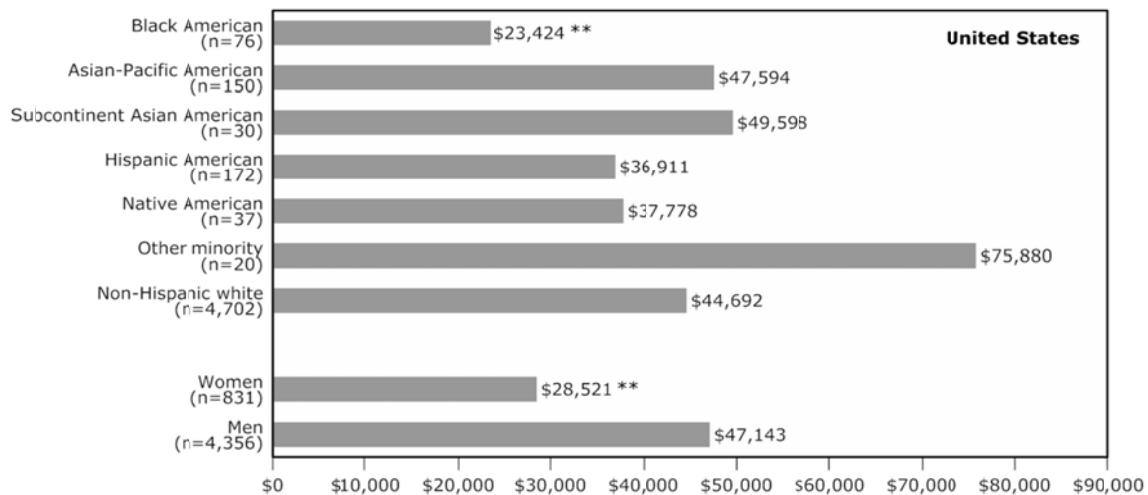
In 2008 through 2011, Hispanic business owners in both the Seattle Metropolitan Area and in Washington earned significantly less than non-Hispanic white business owners. In the Seattle Metropolitan Area, the average Hispanic business owner earned \$21,890 per year compared to \$34,968 for the average non-Hispanic white business owner.

The earnings difference between female and male business owners in the construction industry persisted in 2008-2011 but was not statistically significant in the Seattle Metropolitan Area (\$23,845 vs. \$33,770) or in Washington (\$24,047 vs. \$32,189). The gender earnings disparity was significant in the nation as a whole (\$24,983 vs. \$27,972).

Engineering business owner earnings, 1999. Figure H-26 presents average earnings in 1999 for business owners in the engineering industry in the United States. Those results are based on the 2000 Census. Due to very small sample sizes for minority business owners in the Seattle Metropolitan Area and Washington engineering industries, only national results are presented in Figure H-26.²³

²³ Only four minority business owners age 16 and over reported positive business earnings in Washington in the 2000 Census 5% sample.

Figure H-26.
Mean annual business owner earnings in the engineering industry, 1999



Note: The sample universe is business owners age 16 and over who reported positive earnings.
 All amounts in 1999 dollars.

** Denotes statistically significant differences from non-Hispanic whites (for minority groups) or from men (for women) at the 90% and 95% confidence level, respectively.

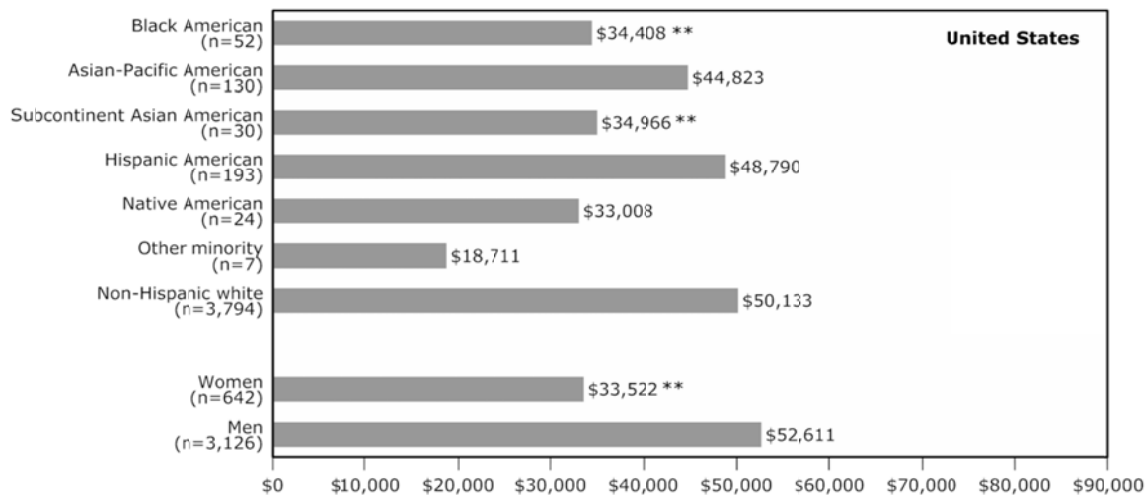
Source: BBC Research & Consulting from 2000 U.S. Census 5% sample. The raw data extract was obtained through the IPUMS program of the MN Population Center: <http://usa.ipums.org/usa/>.

- Black American engineering business owners in the United States had average earnings of \$23,424 in 1999—substantially less than non-Hispanic white engineering business owners (\$44,692). That difference was statistically significant.
- On average, Hispanic American (\$36,911) and Native American (\$37,778) engineering business owners in the United States also earned less than non-Hispanic white engineering business owners in 1999, but those differences were not statistically significant.
- Both Asian-Pacific American (\$47,594) and Subcontinent Asian American (\$49,598) business owners had higher average earnings than non-Hispanic whites, but those differences were not statistically significant.
- Female engineering business owners in the United States (\$28,521) earned significantly less than male business owners (\$47,143) in 1999. That difference was statistically significant.

Engineering business owner earnings, 2008-2011. As with earnings data for the construction industry, earnings for engineering business owners that were reported in the 2009-2011 ACS sample were for the time period between 2008 and 2011. Those results are shown in Figure H-27. All dollar amounts are presented in 2011 dollars. Again, due to small sample sizes for minority business owners in the Seattle Metropolitan Area and Washington engineering industries, only national earnings are displayed.²⁴

²⁴ Only eight minority business owners age 16 and older in the engineering industry reported positive business earnings in Washington in the 2009-2011 ACS 3 percent sample.

Figure H-27.
Mean annual business owner earnings in the engineering industry, 2008 through 2011



Note: The sample universe is business owners age 16 and over who reported positive earnings. All amounts in 2011 dollars.
 ** Denotes statistically significant differences from non-Hispanic whites (for minority groups) or from men (for women) at the 90% and 95% confidence level, respectively.

Source: BBC Research & Consulting from 2009-2011 ACS. The raw data extract was obtained through the IPUMS program of the MN Population Center: <http://usa.ipums.org/usa/>.

As shown in Figure H-27, differences in business earnings between minority business owners and non-Hispanic white business owners were evident in the engineering industry in 2008 through 2011:

- The average Black American business owner earned \$34,408 annually, significantly less than the average non-Hispanic white business owner (\$50,133); and
- The average annual earnings for Subcontinent Asian American business owners were \$34,966, much lower than the average for non-Hispanic white business owners.

The study team also observed statistically significant differences between female (\$38,522) and male (\$52,611) engineering business owners in 2008 through 2011.

Regression analyses of business earnings. Differences in business earnings among different racial/ethnic and gender groups may be at least partially attributable to race- and gender-neutral factors such as age, marital status, and educational attainment. BBC performed regression analyses using 2000 Census and 2009-2011 ACS data to examine whether there were differences in business earnings between minorities and non-Hispanic whites and between women and men after statistically controlling for certain race- and gender-neutral factors.

BBC applied an ordinary least squares (OLS) regression model to the data that was very similar to models that were part of other disparity study that courts have reviewed.²⁵ The dependent variable in the model was the natural logarithm of business earnings. Business owners that

²⁵ For example, National Economic Research Associates, Inc. 2000. *Disadvantaged Business Enterprise Availability Study*. Prepared for the Minnesota Department of Transportation; and National Economic Research Associates, Inc. 2004. *Disadvantaged Business Enterprise Availability Study*. Prepared for the Illinois Department of Transportation.

reported zero or negative business earnings were excluded, as were observations for which the U.S. Census Bureau had imputed values of business earnings. Along with variables for the race/ethnicity and gender of business owners, the model also included available measures from the data considered likely to affect earnings potential, including age, age-squared, marital status, ability to speak English well, disability condition, and educational attainment.

Construction industry. Figure H-28 presents the results of the regression model for 1999 business earnings in the Seattle Metropolitan Area construction industry. For the construction industry, the study team developed two models:

- A model for business owner earnings in 1999 for the Seattle Metropolitan Area construction industry that included 495 observations; and
- A model for business owner earnings in 2008 through 2011 for the Seattle Metropolitan Area construction industry that included 379 observations.

After accounting for race- and gender neutral factors, the model did not indicate statistically significant effects of race/ethnicity or gender.

Figure H-28.
Seattle Metropolitan Area
construction business owner earnings
model, 1999

Note:

*, ** Denotes statistical significance at the 90% and 95% confidence level, respectively.

Source:

BBC Research & Consulting from the 2000 U.S. Census 5% sample. The raw data extract was obtained through the IPUMS program of the MN Population Center:
<http://usa.ipums.org/usa/>.

Variable	Coefficient
Constant	9.759 **
Age	0.036
Age-squared	-0.001 *
Married	0.149
Speaks English well	-0.040
Disabled	-0.275
Less than high school	-0.263
Some college	-0.169
Four-year degree	0.024
Advanced degree	-0.005
Hispanic American	-0.217
Non-Hispanic Minority	-0.245
Female	-0.133

Figure H-29 presents the results of the regression model for 2008 through 2011 business earnings in the Seattle Metropolitan Area construction industry. The model indicated that several race- and gender-neutral factors significantly predicted earnings of business owners in the Seattle Metropolitan Area construction industry:

- Being older was associated with greater business earnings (age had less of an effect for the oldest individuals);
- Being married was associated with greater business earnings;
- Having a disability was associated with lower business earnings; and
- Having some college education was associated with greater business earnings than having just a high school degree.

As in the model for 1999 earnings, after statistically controlling for race- and gender-neutral factors, the model did not indicate statistically significant effects of race/ethnicity or gender.

Figure H-29.
Seattle Metropolitan Area
construction business owner earnings
model, 2008-2011

Note:

*, ** Denotes statistical significance at the 90% and 95% confidence level, respectively.

Source:

BBC Research & Consulting from 2009-2011 ACS. The raw data extract was obtained through the IPUMS program of the MN Population Center: <http://usa.ipums.org/usa/>.

Variable	Coefficient
Constant	4.596 **
Age	0.180 **
Age-squared	-0.002 **
Married	0.728 **
Speaks English well	0.309
Disabled	-0.511 *
Less than high school	0.054
Some college	0.352 *
Four-year degree	0.398
Advanced degree	0.117
Hispanic American	0.267
Non-Hispanic Minority	-0.027
Female	-0.161

Engineering industry. Due to small sample sizes, BBC used a different approach when examining business owner earnings in the engineering industry. BBC created an engineering industry model for the United States that included separate terms to account for the effect of business location in the Seattle Metropolitan Area. Those terms included an indicator variable for location in the Seattle Metropolitan Area and interaction variables that indicated minority or female business owners in the Seattle Metropolitan Area. That approach was similar to that used by other researchers. BBC created the following models for the engineering-related industry:

- A model for business owner earnings in 1999 for the United States that included 4,123 observations; and
- A model for business owner earnings in 2008 through 2011 for the United States that included 3,286 observations.

Figure H-30 presents the results of the regression model of business owner earnings in the United States engineering industry in 1999. A number of race- and gender-neutral factors were statistically significant in explaining business earnings in the engineering industry:

- Being older was associated with greater business earnings (age had less of an effect for the oldest individuals);
- Being married was associated with higher business earnings;
- Having a disability was associated with lower business earnings ; and
- High levels of educational attainment (four-year or advanced degree) were associated with greater business earnings.

After statistically controlling for race- and gender-neutral factors, there were statistically significant effects of race/ethnicity and gender in the nation as a whole. Specifically, being Black American, Native American, or female was associated with lower business earnings. Being in the “other minority” group was associated with higher average business earnings in the engineering industry. The indicator variable for business owners in the Seattle Metropolitan Area and the interaction terms for minority and women business owners in the Seattle Metropolitan Area were not statistically significant. That result indicates that earnings for minority and female business owners in the Seattle Metropolitan Area are not significantly different from the U.S. as a whole after controlling for other factors.

Figure H-30.
National engineering industry
business owner earnings model, 1999

Note:

*,** Denotes statistical significance at the 90% and 95% confidence level, respectively.

Source:

BBC Research & Consulting from 2000 U.S. Census 5% sample. The raw data extract was obtained through the IPUMS program of the MN Population Center: <http://usa.ipums.org/usa/>.

Variable	Coefficient
Constant	7.378 **
Age	0.120 **
Age-squared	-0.001 **
Married	0.129 **
Speaks English well	-0.088
Disabled	-0.514 **
Less than high school	-0.171
Some college	0.054
Four-year degree	0.279 **
Advanced degree	0.341 **
Hispanic American	0.153
Black American	-0.419 **
Native American	-0.512 *
Asian-Pacific American	-0.022
Subcontinent Asian American	-0.333
Other minority	0.471 **
Female	-0.746 **
Seattle Metro Area	-0.081
Minority in the Seattle Metro Area	0.397
Female in the Seattle Metro Area	0.342

Figure H-31 presents the results of the regression model of business owner earnings specific to the U.S. engineering industry in 2008 through 2011. As in the model for 1999 earnings, this model indicates that certain race- and gender- neutral factors are statistically significant in predicting the earnings of engineering business owners:

- Being older was associated with greater business earnings (age had less of an effect for the oldest individuals);
- Being married was associated with higher business earnings;
- Speaking English well was associated with higher business earnings;
- Having a disability was associated with lower business earnings; and
- High levels of educational attainment (four-year or advanced degree) were associated with greater business earnings, compared to having just a high school education.

After accounting for race- and gender neutral factors, the study team observed that female business owners tended to earn less, on average, than similarly situated men in the engineering industry. The model also indicated that the gender disparity is even more pronounced in the Seattle Metropolitan Area than in the nation as a whole.

Figure H-31.
National engineering industry
business owner earnings model,
2008-2011

Note:

*, ** Denotes statistical significance at the 90% and 95% confidence level, respectively.

Source:

BBC Research & Consulting from 2009-2011 ACS. The raw data extract was obtained through the IPUMS program of the MN Population Center: <http://usa.ipums.org/usa/>.

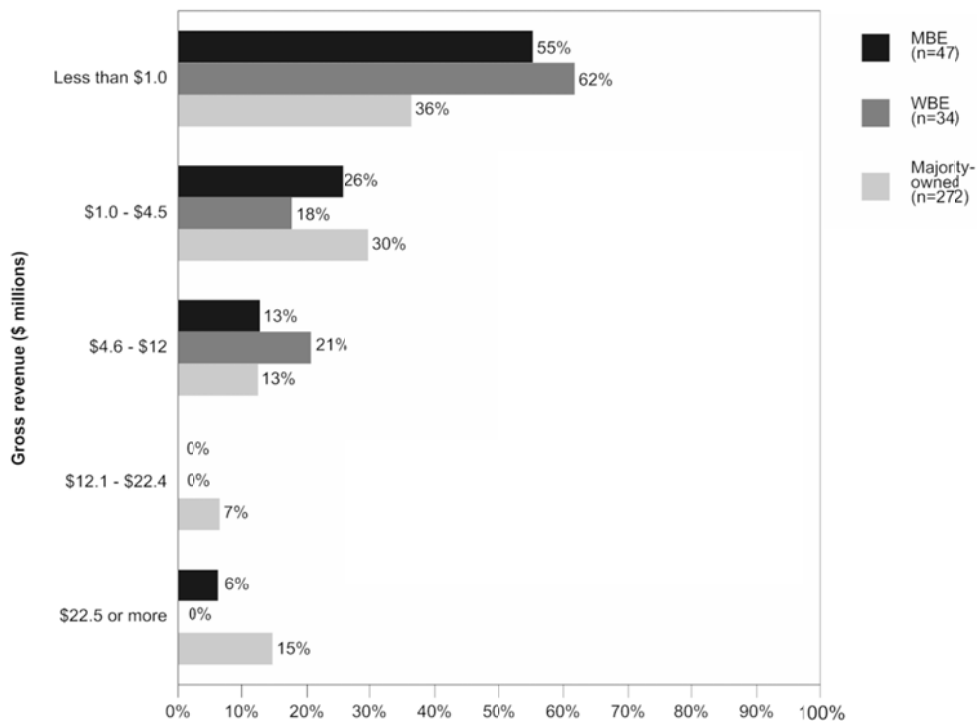
Variable	Coefficient
Constant	6.230 **
Age	0.103 **
Age-squared	-0.001 **
Married	0.319 **
Speaks English well	1.200 **
Disabled	-0.397 **
Less than high school	-0.103
Some college	0.073
Four-year degree	0.347 **
Advanced degree	0.539 **
Hispanic American	0.178
African American	-0.264
Native American	-0.312
Asian-Pacific American	-0.033
Subcontinent Asian American	-0.624
Other minority	-0.574
Female	-0.533 **
Seattle MSA	0.105
Minority in Seattle MSA	0.032
Female in Seattle MSA	-0.758 **

Gross revenue of construction and construction-related professional services firms from availability interviews. In the availability telephone interviews that BBC conducted for the study, firm owners and managers were asked to identify the size range of their annual gross revenue across all Seattle Metropolitan Area locations. Within the Seattle Metropolitan Area construction and construction-related professional services industries, BBC separately examined gross revenue of construction and construction-related professional services businesses.

Construction. Figure H-32 presents the reported annual revenue for MBEs, WBEs, and majority-owned construction businesses.

- A larger percentage of WBEs (62%) and MBEs (55%) than majority-owned businesses (36%) reported average revenue of less than \$1 million per year.
- A small proportion of WBEs and MBEs (20% and 19%, respectively) reported average revenue of \$4.6 million or more per year compared with majority-owned businesses (34%).
- No WBEs and only 6 percent of MBEs reported average revenue of \$22.5 million or more, whereas 15 percent of majority-owned businesses reported such levels of revenue.

Figure H-32.
Gross revenue of company for all Seattle Metropolitan Area locations,
construction industry



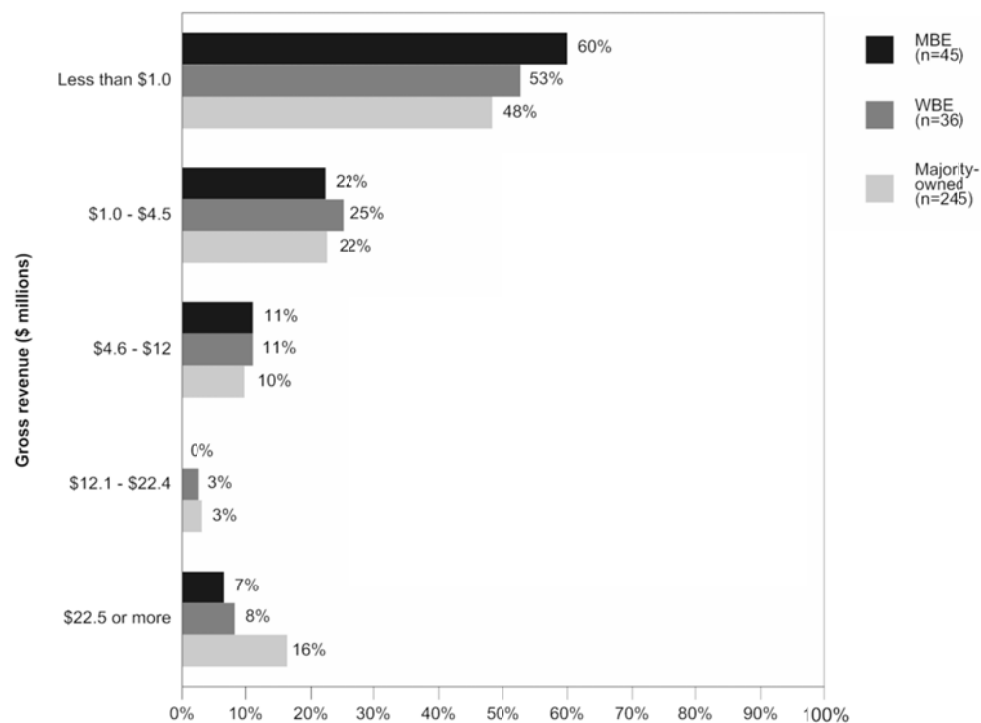
Note: WBE is white women-owned firms.
 Total may not add to 100 percent due to rounding.

Source: BBC Research & Consulting from 2012 - 2014 Availability Interviews.

Construction-related professional services. Construction-related professional services businesses were also asked to report gross revenue across all Seattle Metropolitan Area locations. Figure H-33 presents those results.

- Compared to WBEs (53%) and majority-owned businesses (48%), a larger percentage of MBEs (60%) reported average revenue of less than \$1 million per year.
- A smaller proportion of MBEs (18%) and WBEs (22%) than majority-owned businesses (29%) reported average revenue of \$4.6 million or more.
- A smaller proportion of MBEs (7%) and WBEs (8%) than majority-owned businesses (16%) reported average revenue of \$22.5 million or more.

Figure H-33.
Gross revenue of company for all Seattle Metropolitan Area locations,
construction-related professional services industry



Note: WBE is white women-owned firms.
Total may not add to 100 percent due to rounding.

Source: BBC Research & Consulting from 2012 - 2014 Availability Interviews.

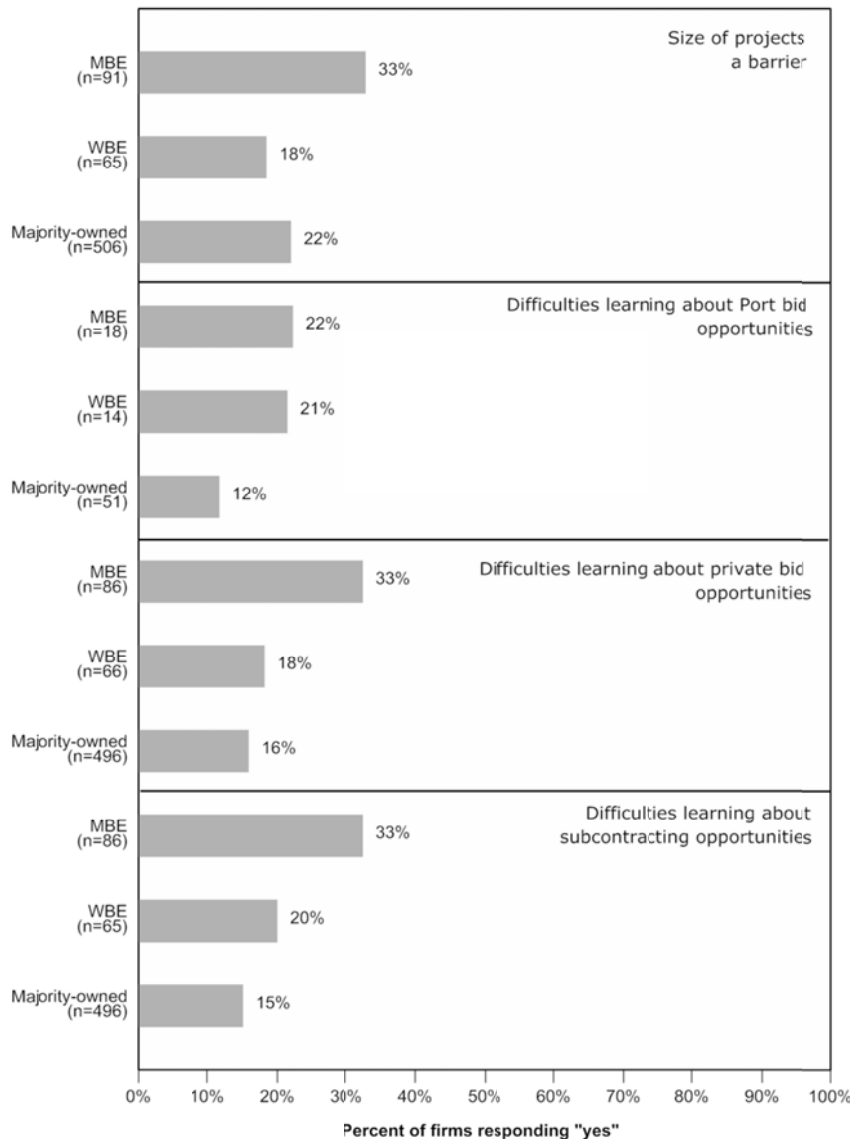
Potential Barriers to Starting or Expanding Businesses

As part of availability interviews with Seattle Metropolitan Area businesses, the study team asked firm owners and managers if they had experienced barriers or difficulties associated with starting or expanding a business. BBC asked if:

- The size of projects had presented a barrier to bidding;
- The firm had experienced difficulties learning about bid opportunities with the Port;
- The firm had experienced difficulties learning about bid opportunities with private companies in the Seattle Metropolitan Area; and
- The firm had experienced difficulties learning about subcontracting opportunities in the Seattle Metropolitan Area.

Figure H-34 presents responses to those questions for MBEs, WBEs, and majority-owned businesses. The study team combined the responses for construction and construction-related professional services businesses.

Figure H-34.
Responses to availability interview questions from the Seattle
Metropolitan Area MBE, WBE, and majority-owned construction and construction-related
professional services firms



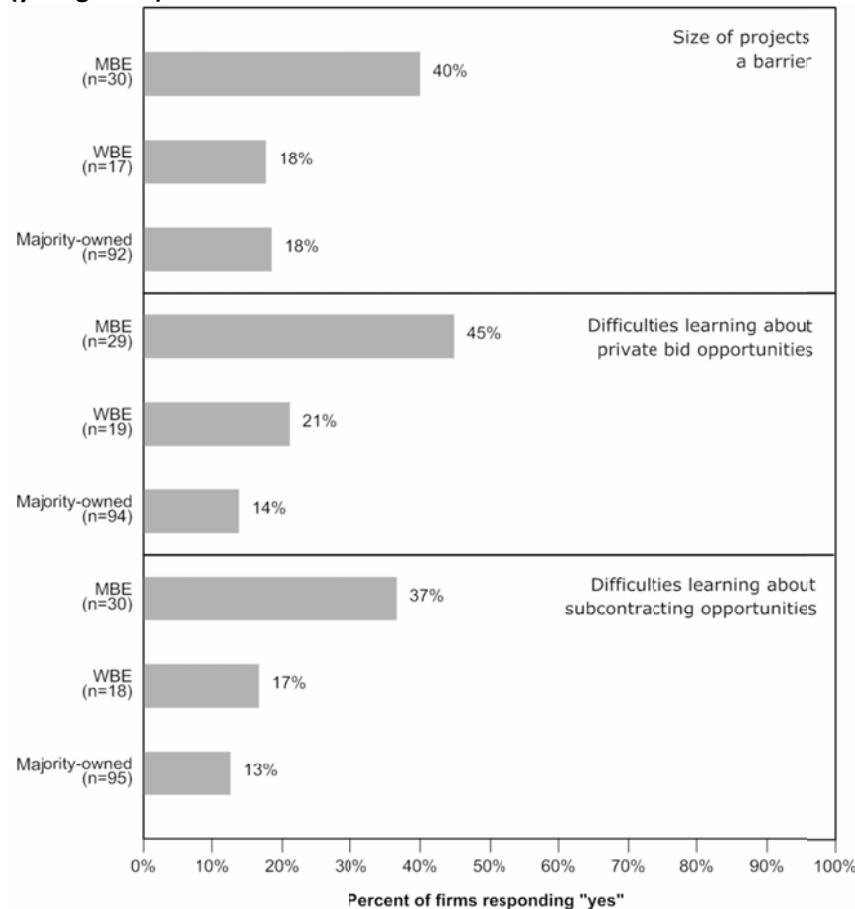
Note: "WBE" represents white women-owned firms, "MBE" represents minority-owned firms and "Majority-owned" represents non-Hispanic white male-owned firms.

Source: BBC Research & Consulting.

As shown in Figure H-34, MBEs (33%) were more likely than WBEs (18%) and majority-owned businesses (22%) to report that the size of projects had been a barrier to bidding. WBEs (21%) and MBEs (22%) were more likely than majority-owned businesses (12%) to report difficulties learning about bid opportunities with the Port. MBEs were more likely than WBEs and majority-owned businesses to report difficulties associated with learning about private sector bid opportunities and subcontracting opportunities.

The study team also examined how barriers and difficulties associated with starting or expanding a business affected young businesses.²⁶ Figure H-35 shows that young MBEs were more likely than majority-owned businesses to report difficulties associated with the size of projects; learning about private bid opportunities; and learning about subcontracting opportunities than WBEs and majority-owned businesses. Difficulties learning about bid opportunities with the Port were not included in the analysis because of limited responses to that particular question among young firms.

Figure H-35.
Responses to availability interview questions from the Seattle Metropolitan Area
MBE, WBE, and majority-owned construction and construction-related professional services firms
(young firms)



Note: "WBE" represents white women-owned firms, "MBE" represents minority-owned firms and "Majority-owned" represents non-Hispanic white male-owned firms.

Source: BBC Research & Consulting.

²⁶ For the purpose of this analysis, the study team identified "young businesses" as those that are ten years old or younger.

Summary

BBC used the 2010 SBA study of minority business dynamics to examine business closures, expansions, and contractions. That study found that, between 2002 and 2006, 29 percent of non-publicly held U.S. businesses had expanded their employment, 24 percent had contracted their employment, and 30 percent had closed. In the state of Washington:

- Black American-owned businesses were more likely than white-owned businesses and other businesses to close. Black American-owned businesses were less likely than other businesses to expand.
- Hispanic American-owned businesses were also more likely than white-owned businesses to close. However, Hispanic American-owned businesses were slightly more likely to expand than white-owned businesses.
- Overall, minority-owned businesses were less likely to contract than white-owned businesses.

BBC examined several different datasets to examine business receipts and earnings for businesses in the Seattle Metropolitan Area.

- Analysis of 2007 data indicated that, in the Seattle Metropolitan Area, average receipts for all minority- and women-owned businesses were lower compared to those of majority- or male-owned businesses in the construction industry.
- Those data also indicated that, in the Seattle Metropolitan Area, average receipts for all minority- and women-owned businesses were lower compared to those of majority- or male-owned businesses in the professional, scientific, and technical services industry.
- Regression analyses using Census data for business owner earnings indicated that there were not any statistically significant effects of race/ethnicity and gender on business earnings in the construction industry, after statistically controlling for certain race- and gender-neutral factors. In the engineering industry, female business owners had lower earnings than similarly situated men in the Seattle Metropolitan Area in 2008 through 2011.
- BBC also analyzed revenue data for businesses in the Seattle Metropolitan Area construction and construction-related professional services industries collected as part of the disparity study's availability interviews.
 - A larger percentage of MBE/WBE construction businesses than majority-owned construction businesses reported annual revenue of \$1 million or less. A larger percentage of MBE construction-related professional services businesses than WBEs and majority owned businesses reported annual revenue of \$1 million or less.
 - Compared to majority-owned businesses, fewer MBE/WBE businesses earn high levels of revenue. That result is evident for both the construction and construction-related professional services industries.

APPENDIX I.

Description of Data Sources for Marketplace Analyses

To perform the marketplace analyses presented in Appendices E through H, BBC used data from a range of sources, including:

- U.S. Census Bureau Public Use Microdata Samples (PUMS) from the 1980 Census, the 2000 Census, and the 2009-2011 three-year American Community Survey (ACS);
- The Federal Reserve Board's 1998 and 2003 Survey of Small Business Finances (SSBF);
- The 2007 Survey of Business Owners (SBO), conducted by the U.S. Census Bureau; and
- Home Mortgage Disclosure Act (HMDA) data provided by the Federal Financial Institutions Examination Council (FFIEC).

The following sections provide further detail on each data source, including how the study team used it in its quantitative marketplace analyses.

U.S. Census Bureau PUMS Data

BBC used PUMS data to analyze the following formation about the construction and engineering-related industries:

- Demographic characteristics;
- Measures of financial resources;
- Educational attainment; and
- Self-employment (business ownership).

PUMS data offer several features ideal for the analyses reported in this study, including historical cross-sectional data; stratified national and local samples; and large sample sizes that enable many estimates to be made with a high level of statistical confidence, even for subsets of the population (e.g., racial/ethnic and occupational groups). BBC obtained selected Census and ACS data from the Minnesota Population Center's Integrated Public Use Microdata Series (IPUMS). The IPUMS program provides online access to customized, accurate datasets.¹ For the analyses contained in this report, BBC used the 1980 and 2000 Census 5 percent samples and the 2009-2011 ACS 1 percent and 3 percent samples.

¹ Steven Ruggles, J. Trent Alexander, Katie Genadek, Ronald Goeken, Matthew B. Schroeder, and Matthew Sobek. *Integrated Public Use Microdata Series: Version 5.0* [Machine-readable database]. Minneapolis: University of Minnesota, 2011.

2000 Census and 2009-2011 ACS. The 2000 U.S. Census 5 percent sample contains 14,081,466 observations. When applying the Census person-level population weights, the sample represents 281,421,906 people in the United States. The Seattle Metropolitan Area sub-sample contains 139,550 individual observations, weighted to represent 3,038,785 people.²

BBC also examined 2009-2011 ACS data from IPUMS. The U.S. Census Bureau conducts the ACS which uses monthly samples to produce annually updated data for the same small areas as the 2000 Census long-form.³ Since 2005, the ACS has expanded to an approximately 1 percent sample of the population, based on a random sample of housing units in every county in the U.S. (along with the District of Columbia and Puerto Rico). The 2009-2011 ACS three-year estimates represent the average characteristics over the three-year period of time.

For national calculations, BBC used a 1 percent ACS sample. For calculations related to the Seattle Metropolitan Area, BBC used the 3 percent ACS sample. Applying the person-level population weights to the 3,068,522 observations included in the data, the 2009-2011 ACS dataset represents 309,703,908 people in the U.S. For the Seattle Metropolitan Area, the 2009-2011 ACS dataset includes 99,213 observations representing 3,455,397 individuals. With the exception of a few minor differences, the variables available for the 2009-2011 ACS are the same as those available for the 2000 Census.

Categorizing individual race/ethnicity. To define race/ethnicity, BBC used the IPUMS race/ethnicity variables—RACED and HISPAN—to categorize individuals into one of seven groups:

- Non-Hispanic white;
- Hispanic American;
- Black American;
- Asian-Pacific American;
- Subcontinent Asian American;
- Native American; and
- Other minority (unspecified).

An individual was considered “non-Hispanic white” if they did not report Hispanic ethnicity and indicated being white only, not in combination with any other race group. All self-identified Hispanics (based on the HISPAN variable) were considered Hispanic American, regardless of any other race or ethnicity identification. For the five other racial groups, an individual’s race/ethnicity was categorized by the first (or only) race group identified in each possible race-type combination. BBC used a rank ordering methodology similar to that used in the 2000 Census data dictionary. An individual who identified multiple races was placed in the reported race category with the highest ranking in BBC’s ordering. Black American is first, followed by

² The Seattle Metropolitan area refers to Pierce, King, and Snohomish counties.

³ U.S. Census Bureau. *Design and Methodology: American Community Survey*. Washington D.C.: U.S. Government Printing 2009. Available at http://www.census.gov/acs/www/SBasics/desgn_meth.htm

Native American, Asian-Pacific American, and then Subcontinent Asian American. For example, if an individual identified himself or herself as “Korean,” that person was placed in the Asian-Pacific American category. If the individual identified himself or herself as “Korean” in combination with “Black,” the individual was considered Black American.

- The Asian-Pacific American category included the following race/ethnicity groups: Cambodian, Chamorro, Chinese, Filipino, Guamanian, Hmong, Indonesian, Japanese, Korean, Laotian, Malaysian, Native Hawaiian, Samoan, Taiwanese, Thai, Tongan, and Vietnamese. This category also included other Polynesian, Melanesian, and Micronesian races, as well as individuals identified as Pacific Islanders.
- The Subcontinent Asian American category included the following race groups: Asian Indian (Hindu), Bangladeshi, Pakistani, and Sri Lankan. Individuals who identified themselves as “Asian,” but were not clearly categorized as Subcontinent Asian were placed in the Asian-Pacific American group.
- American Indian, Alaska Native, and Latin American Indian groups were considered Native American.
- If an individual was identified with any of the above groups and an “other race” group, the individual was categorized into the known category. Individuals identified as “other race” or “white and other race” were categorized as “other minority.”

The 2000 Census 5 percent sample and the 2009-2011 ACS PUMS data use essentially the same numerical categories for the detailed race variable (RACED). However, in both samples, any category representing less than 10,000 people was combined with another category. As a result, some PUMS race/ethnicity categories that occur in one sample may not exist in the other, which could lead to inconsistencies between the two samples once the detailed race/ethnicity categories are grouped according to the seven broader categories. That issue is likely to affect only a very small number of observations. PUMS race/ethnicity categories that were available in 2000 but not in 2009-2011 (or vice versa) represented a very small percentage of the 2000 and 2009-2011 populations. Categories for the Hispanic variable (HISPAN) remained consistent between the two datasets.

Education variables. BBC used the variable indicating respondents’ highest level of educational attainment (EDUCD) to classify individuals into four categories: less than high school; high school diploma (or equivalent); some college or associate’s degree; and bachelor’s degree or higher.⁴

Home ownership and home value. Rates of home ownership were analyzed using the RELATED variable to identify heads of household and the OWNERSHPD variable to define tenure. Heads of household living in dwellings owned free and clear and dwellings owned with a mortgage or loan (OWNERSHPD codes 12 or 13) were considered homeowners. Median home values are

⁴ In the 1940-1980 samples, respondents were classified according to the highest year of school completed (HIGRADE). In the years after 1980, that method was used only for individuals who did not complete high school, and all high school graduates were categorized based on the highest degree earned (EDUC99). The EDUCD variable merges two different schemes for measuring educational attainment by assigning to each degree the typical number of years it takes to earn it.

estimated using the VALUEH variable, which reports the value of housing units in contemporary dollars. In the 2000 Census, home value is reported in intervals and the median is estimated using an inferential equation to account for the jump in observations between the values above and below the midpoint. In the 2009-2011 ACS home value is a continuous variable (rounded to the nearest \$1,000) and median estimation is straightforward.

Definition of workers. The universe for the class of worker, industry, and occupation variables includes workers 16 years of age or older who are “gainfully employed” and those who are unemployed but seeking work. “Gainfully employed” means that the worker reported an occupation as defined by the Census code OCC.

Business ownership. BBC used the Census detailed “class of worker” variable (CLASSWKD) to determine self-employment. The variable classifies individuals into one of eight categories, shown in Figure I-1. BBC counted individuals who reported being self-employed—either for an incorporated or a non-incorporated business—as business owners.

Figure I-1.
Class of worker variable
code in the 2000 Census
and 2009-2011 ACS

Source:
BBC Research & Consulting from the
IPUMS program:
<http://usa.ipums.org/usa/>.

Description	2000 Census and 2009-2011 ACS CLASSWKRD codes
N/A	0
Self-employed, not incorporated	13
Self-employed, incorporated	14
Wage/salary, private	22
Wage/salary at non-profit	23
Federal government employee	25
State government employee	27
Local government employee	28
Unpaid family worker	29

Business earnings. BBC used the Census “business earnings” variable (INCBUS00) to analyze business income by race/ethnicity and gender. BBC included business owners aged 16 and over with positive earnings in the analyses.

Study industries. The marketplace analyses focus on two study industries: construction and engineering-related services. BBC used the IND variable to identify individuals as working in those industries. That variable includes several hundred industry and sub-industry categories. Figure I-2 identifies the IND codes used to define each study area.

Figure I-2.
2000 Census industry codes used for construction and engineering-related services

Study industry	2000 Census IND codes	2009-2011 ACS IND codes	Description
Construction	77	770	Construction industry
Engineering-related services	729	7290	Architectural, engineering and related services

Source: BBC Research & Consulting from the IPUMS program: <http://usa.ipums.org/usa/>.

Industry occupations. BBC also examined workers by occupation within the construction industry using the PUMS variable OCC. Figure I-3 summarizes the 2000 Census and 2009-2011 ACS OCC codes used in the study team's analyses.

Figure I-3.
2000 Census and 2009-2011 ACS occupation codes used to examine workers in construction

Census 2000 and 2009-2011 ACS occupational title and code	Job description
Construction managers 2000 Code: 22 2009-11 Code: 220	Plan, direct, coordinate, or budget, usually through subordinate supervisory personnel, activities concerned with the construction and maintenance of structures, facilities, and systems. Participate in the conceptual development of a construction project and oversee its organization, scheduling, and implementation. Include specialized construction fields, such as carpentry or plumbing. Include general superintendents, project managers, and constructors who manage, coordinate, and supervise the construction process.
First-line supervisors of construction trades and extraction workers 2000 Code: 620 2009-11 Code: 6200	Directly supervise and coordinate the activities of construction or extraction workers.
Brickmasons, Blockmasons and Stonemasons 2000 Code: 622 2009-11 Code: 6220	Lay and bind building materials, such as brick, structural tile, concrete block, cinder block, glass block, and terra-cotta block. Construct or repair walls, partitions, arches, sewers, and other structures. Build stone structures, such as piers, walls, and abutments and lay walks, curbstones, or special types of masonry for vats, tanks, and floors.
Carpenters 2000 Code: 623 2009-11 Code: 6230	Construct, erect, install, or repair structures and fixtures made of wood, such as concrete forms, building frameworks, including partitions, joists, studding, rafters, wood stairways, window and door frames, and hardwood floors.

Figure I-3 (continued).

2000 Census and 2009-2011 ACS occupation codes used to examine workers in construction

Census 2000 and 2009-2011 ACS occupational title and code	Job description
Carpet, floor, and tile installers and finishers 2000 Code: 624 2009-11 Code: 6240	Apply shock-absorbing, sound-deadening, or decorative coverings to floors. Lay carpet on floors and install padding and trim flooring materials. Scrape and sand wooden floors to smooth surfaces, apply coats of finish. Apply hard tile, marble, wood tile, walls, floors, ceilings, and roof decks.
Cement masons, concrete finishers and terrazzo workers 2000 Code: 625 2009-11 Code: 6250	Smooth and finish surfaces of poured concrete, such as floors, walks, sidewalks, or curbs using a variety of hand and power tools. Align forms for sidewalks, curbs or gutters; patch voids; use saws to cut expansion joints. Terrazzo workers apply a mixture of cement, sand, pigment or marble chips to floors, stairways, and cabinet fixtures.
Construction laborers 2000 Code: 626 2009-11 Code: 6260	Perform tasks involving physical labor at building, highway, and heavy construction projects, tunnel and shaft excavations, and demolition sites. May operate hand and power tools of all types: air hammers, earth tampers, cement mixers, small mechanical hoists, surveying and measuring equipment, and a variety of other equipment and instruments. May clean and prepare sites, dig trenches, set braces to support the sides of excavations, erect scaffolding, clean up rubble and debris, and remove asbestos, lead, and other hazardous waste materials. May assist other craft workers. Exclude construction laborers who primarily assist a particular craft worker, and classify them under "Helpers, Construction Trades."
Paving, surfacing and tamping equipment operators 2000 Code: 630 2009-11 Code: 6300	Operate equipment used for applying concrete, asphalt, or other materials to road beds, parking lots, or airport runways and taxiways, or equipment used for tamping gravel, dirt, or other materials. Include concrete and asphalt paving machine operators, form tampers, tamping machine operators, and stone spreader operators.
Miscellaneous construction equipment operators, including pile-driver operators 2000 Code: 632 2009-11 Code: 6320	Operate one or several types of power construction equipment, such as motor graders, bulldozers, scrapers, compressors, pumps, derricks, shovels, tractors, or front-end loaders to excavate, move, and grade earth, erect structures, or pour concrete or other hard surface pavement. Operate pile drivers mounted on skids, barges, crawler treads, or locomotive cranes to drive pilings for retaining walls, bulkheads, and foundations of structures, such as buildings, bridges, and piers.
Drywall installers, ceiling tile installers and tapers 2000 Code: 633 2009-11 Code: 6330	Apply plasterboard or other wallboard to ceilings or interior walls of buildings, mount acoustical tiles or blocks, strips, or sheets of shock-absorbing materials to ceilings and walls of buildings to reduce or reflect sound.

Figure I-3 (continued).

2000 Census and 2009-2011 ACS occupation codes used to examine workers in construction

Census 2000 and 2009-2011 ACS occupational title and code	Job description
Electricians 2000 Code: 635 2009-11 Code: 6350, 6355	Install, maintain, and repair electrical wiring, equipment, and fixtures. Ensure that work is in accordance with relevant codes. May install or service street lights, intercom systems, or electrical control systems. Exclude "Security and Fire Alarm Systems Installers." The 2000 category includes electrician apprentices.
Glaziers 2000 Code: 636 2009-11 Code: 6360	Install glass in windows, skylights, store fronts, display cases, building fronts, interior walls, ceilings, and tabletops.
Painters, construction and maintenance 2000 Code: 642 2009-11 Code: 6420	Paint walls, equipment, buildings, bridges, and other structural surfaces, using brushes, rollers, and spray guns. Remove old paint to prepare surfaces prior to painting and mix colors or oils to obtain desired color or consistency.
Pipelayers, plumbers, pipefitters and steamfitters 2000 Code: 644 2009-11 Code: 6440	Lay pipe for storm or sanitation sewers, drains, and water mains. Perform any combination of the following tasks: grade trenches or culverts, position pipe, or seal joints. Excludes "Welders, Cutters, Solderers, and Brazers." Assemble, install, alter, and repair pipelines or pipe systems that carry water, steam, air, or other liquids or gases. May install heating and cooling equipment and mechanical control systems. Includes sprinklerfitters.
Plasterers and stucco masons 2000 Code: 646 2009-11 Code: 6460	Apply interior or exterior plaster, cement, stucco, or similar materials and set ornamental plaster.
Roofers 2000 Code: 651 2009-11 Code: 6510, 6515	Cover roofs of structures with shingles, slate, asphalt, aluminum, and wood. Spray roofs, sidings, and walls with material to bind, seal, insulate, or soundproof sections of structures
Iron and steel workers, including reinforcing iron and rebar workers 2000 Code: 653 2009-11 Code: 6530	<i>Iron and steel workers</i> raise, place, and unite iron or steel girders, columns, and other structural members to form completed structures or structural frameworks. May erect metal storage tanks and assemble prefabricated metal buildings. <i>Reinforcing iron and rebar workers</i> position and secure steel bars or mesh in concrete forms in order to reinforce concrete. Use a variety of fasteners, rod-bending machines, blowtorches, and hand tools. Include rod busters.

Figure I-3 (continued).
2000 Census and 2009-2011 ACS occupation codes used to examine workers in construction

Census 2000 and 2009-2011 ACS occupational title and code	Job description
Helpers, construction trades 2000 Code: 660 2009-11 Code: 6600	All construction trades helpers not listed separately.
Driver/sales workers and truck drivers 2000 Code: 913 2009-11 Code: 9130	<i>Driver/sales workers</i> drive trucks or other vehicles over established routes or within an established territory and sell goods, such as food products, including restaurant take-out items, or pick up and deliver items, such as laundry. May also take orders and collect payments. Include newspaper delivery drivers. <i>Truck drivers (heavy)</i> drive a tractor-trailer combination or a truck with a capacity of at least 26,000 GVW, to transport and deliver goods, livestock, or materials in liquid, loose, or packaged form. May be required to unload truck. May require use of automated routing equipment. Requires commercial drivers' license. <i>Truck drivers (light)</i> drive a truck or van with a capacity of under 26,000 GVW, primarily to deliver or pick up merchandise or to deliver packages within a specified area. May require use of automatic routing or location software. May load and unload truck. Exclude "Couriers and Messengers."
Crane and tower operators 2000 Code: 951 2009-11 Code: 9510	Operate mechanical boom and cable or tower and cable equipment to lift and move materials, machines, or products in many directions. Exclude "Excavating and Loading Machine and Dragline Operators."
Dredge, excavating and loading machine operators 2000 Code: 952 2009-11 Code: 9520	<i>Dredge operators</i> operate dredge to remove sand, gravel, or other materials from lakes, rivers, or streams; and to excavate and maintain navigable channels in waterways. <i>Excavating and loading machine and dragline operators</i> Operate or tend machinery equipped with scoops, shovels, or buckets, to excavate and load loose materials. <i>Loading machine operators, underground mining,</i> Operate underground loading machine to load coal, ore, or rock into shuttle or mine car or onto conveyors. Loading equipment may include power shovels, hoisting engines equipped with cable-drawn scraper or scoop, or machines equipped with gathering arms and conveyor.

Source: 2000 Census occupational titles and codes at <http://usa.ipums.org/usa/volii/00occup.shtml>, 1980, job descriptions from the Bureau of Labor Statistics www.bls.gov.

1980 Census data. BBC compared 2000 Census data (and 2009-2011 ACS data) with data for the 1980 Census to analyze changes in worker demographics, educational attainment, and business ownership over time. The 1980 Census 5 percent sample includes 11,343,120 observations weighted to represent 226,862,400 people. The sample includes 206,908 observations in Washington, weighted to represent 4,138,160 individuals. The 1980 Seattle Metropolitan Area sub-sample contains 104,760 individual observations, weighted to represent 2,095,200 people. Several changes in variables and coding took place between the 1980 and 2000 Censuses.

Changes in race/ethnicity categories between censuses. Figure I-4 lists the seven BBC-defined racial/ethnic categories with the corresponding 1980 and 2000 Census race groups. Combinations of race types are available in the 2000 Census but not in the 1980 Census. The U.S. Census Bureau introduced categories in 2000 representing a combination of race types to allow individuals to select multiple races when responding to the questionnaire.

For example, an individual who is primarily white with Native American ancestry could choose the “white and American Indian/Alaska Native” race group in 2000. However, if the same individual received the 1980 Census questionnaire, she would need to choose a single race group—either “white” or “American Indian/Alaska Native.” Such a choice would ultimately depend on unknowable factors including how strongly the individual identifies with her Native American heritage.

In addition, data analysts do not have information about the proportions of individual ancestry in 2000 and can only know that a particular individual has mixed ancestry. The variability introduced by allowing multiple race selection complicates direct comparisons between Census years with respect to race/ethnicity. Despite those issues, 98 percent of survey respondents in 2000 indicated a single race.⁵

Business ownership. BBC uses the Census “class of worker” variable (CLASSWKD) to determine self-employment. That variable was the same for 1980 and 2000 with one exception—the 1980 variable did not include a separate category for individuals who work for a wage or salary at a non-profit organization.

Changes in industry codes between Censuses. The Census definitions of some industries and sub-industries changed between 1980 and 2000. As a result, the 1980 codes for the industry variable (IND) were not the same as the 2000 IND codes in all cases. However, for the construction and engineering industries, the 1980 codes corresponded directly to equivalent 2000 codes.

Geographic variables. For the analyses presented in the marketplace appendices, there were no substantial changes in geographic variables between the 1980 and 2000 Censuses. BBC used the same variables available for 2000 Census data to identify Washington (STATEFIP) and the Seattle Metropolitan Area (COUNTY) as in the 1980 data.

Changes in educational variables between Censuses. The 1980 Census PUMS data included the same educational variable found in the 2000 Census data, although the questions used for each Census to capture educational attainment differed between the two surveys.⁶

⁵ Grieco, Elizabeth M. & Rachel C. Cassidy. “Overview of Race and Hispanic Origin,” *Census 2000 Brief*, March 2001, page 3.

⁶ For a more detailed explanation, see footnote 2.

Figure I-4.
BBC racial/ethnic categories compared with Census race and Hispanic Origin survey questions

BBC racial/ethnic categories	2000 Census	1980 Census
Black American	Hispanic origin: no Race: Black/Negro alone or in combination with any other non-Hispanic group	Hispanic origin: no Race: Black/Negro
Asian-Pacific American	Hispanic origin: no Race: Chinese, Taiwanese, Japanese, Filipino, Korean, Vietnamese, Cambodian, Hmong, Laotian, Thai, Indonesian, Malaysian, Samoan, Tongan, Polynesian, Pacific Islander, Guamanian/Chamorro, Micronesian, Melanesian, or other Asian, either alone or in combination with any non-Hispanic, non-Black, or non-Native American groups	Hispanic origin: no Race: Chinese, Japanese, Filipino, Korean, Vietnamese, Pacific Islander or other Asian
Subcontinent Asian American	Hispanic origin: no Race: Asian Indian, Bangladeshi, Pakistani or Sri Lankan, alone or in combination with white or other groups only	Hispanic origin: no Race: Asian Indian
Hispanic American	Hispanic origin: yes Race: any race groups, alone or in combination with other groups	Hispanic origin: yes Race: any or Hispanic origin: no Race: Spanish
Native American	Hispanic origin: no Race: American Indian or Alaskan Native tribe or Native Hawaiian, identified alone or in combination with any non-Hispanic, non-Black group	Hispanic origin: no Race: American Indian/Alaska Native or Native Hawaiian
Other minority group	Hispanic origin: no Race: other race alone or in combination with white only	Hispanic origin: no Race: other race
Non-Hispanic white	Hispanic origin: no Race: white alone	Hispanic origin: no Race: white

Source: BBC Research & Consulting from the IPUMS program: <http://usa.ipums.org/usa/>.

Survey of Small Business Finances (SSBF)

The study team used the SSBF to analyze the availability and characteristics of small business loans. The SSBF, which the Federal Reserve Board conducted every five years between 1987 and 2003, collected financial data from non-governmental for-profit firms with fewer than 500 employees. The survey used a nationally representative sample that is structured to allow for analysis of specific geographic regions, industry sectors, and racial/ethnic and gender groups. The SSBF is unique as it provides detailed data on both firm and owner financial characteristics. The 2003 SSBF is the most recent information available from the SSBF because the survey was

discontinued after that year. For the purposes of this report, BBC used the surveys from 1998 and 2003, which are available at the Federal Reserve Board website.⁷

Data for 1998. The 1998 SSBF includes information from 3,561 small businesses. The survey oversampled minority-owned businesses, allowing for a more precise analysis of how race and ethnicity may affect loan and financial outcomes.

Categorizing owner race/ethnicity and gender. Definition of racial and ethnic groups in the 1998 SSBF are slightly different than the classifications used in the U.S. Census Bureau PUMS data. In the SSBF, businesses are classified into the following five groups:

- Non-Hispanic white;
- Hispanic American;
- Black American;
- Asian American;
- Native American; and
- Other (unspecified).

A business was considered Hispanic American-owned if more than 50 percent of the business was owned by Hispanic Americans, regardless of race. All businesses that reported 50 percent or less Hispanic American ownership were included in the racial/ethnic group that owned more than half of the company. No firms reported the race/ethnicity of their owners as being “other.” Similar to race, firms were classified as female-owned if more than 50 percent of the firm was owned by women. Firms owned half by women and half by men were classified as male-owned.

Defining selected industry sectors. In the 1998 SSBF, each business was classified according to SIC code and placed into one of eight industry categories:

- Construction;
- Mining;
- Transportation, communications, and utilities;
- Finance, insurance, and real estate;
- Trade;
- Engineering;
- Agriculture, forestry, and fishing (no businesses responding to the 1998 SSBF fell into this category); or
- Other industries.

⁷ The Federal Reserve Board. *Survey of Small Business Finances, 1998* and *Survey of Small Business Finances, 2003*. Available online at <http://www.federalreserve.gov/pubs/>.

Region variables. The SSBF divides the United States into nine Census Divisions. Along with Alaska, California, Oregon, and Hawaii, Washington is included in the Pacific Census Division (referred to in marketplace appendices as the Pacific region).

Loan denial variables. Firm owners were asked if they have applied for a loan in the last three years and whether loan applications were always approved, always denied, or sometimes approved and sometimes denied. For the purposes of this study, only firms that were always denied were considered when analyzing loan denial.

Data for 2003. The 2003 SSBF differs from previous SSBFs in terms of the population surveyed, the variables available, and the data reporting methodology.

Population differences. Similar to the 1998 survey, the 2003 survey records data from businesses with 500 or fewer employees. The sample contains data from 4,240 firms, but in 2003, minority-owned firms were not oversampled. In the 1998 data, 7.3 percent of the surveyed firms were owned by Hispanic Americans, but that number dropped to 4 percent in the 2003 data. Representation in the sample also dropped for Black American-owned firms (7.7% to 2.8%) and Asian American-owned firms (5.7% to 4.2%). The smaller sample sizes for minority groups in the 2003 SSBF affects the ability to conduct analyses related to differences in loan application outcomes for specific race/ethnic groups.

Variable differences. In the 2003 SSBF, businesses were able to give responses on owner characteristics for up to three different owners. The data also included a fourth variable that is a weighted average of other answers provided for each question. In order to define race/ethnicity and gender variables consistently for the 1998 to 2003 surveys, BBC used the final weighted average for variables on owner characteristics. Firms were then divided into race/ethnicity and gender groups according to the same guidelines used for the 1998 data.

Industry, region, and loan denial variables for the 2003 survey were defined by the study team using the same guidelines as the 1998 survey, with one exception—the 2003 survey did not include any firms in the agriculture, forestry, and fishing industry.

Data reporting. Due to missing responses to survey questions in both the 1998 and 2003 datasets, data were imputed to fill in missing values. For the 1998 SSBF data, missing values were imputed using a randomized regression model to estimate values based on responses to other questions in the survey. A single variable includes both reported and imputed values. A separate “shadow variable” can be used to identify where missing values have been imputed. However, the missing values in the 2003 data set were imputed using a different method than in previous studies. In the 1998 survey data, the number of observations in the data set matches the number of firms surveyed. However, the 2003 data include five implicates, each with imputed values that have been filled in using a randomized regression model.⁸ Thus, there are 21,200 observations in the 2003 data, five for each of the 4,240 firms surveyed. Across the five implicates, all non-missing values are identical, whereas imputed values may differ. In both data

⁸ For a more detailed explanation of imputation methods, see the “Technical Codebook” for the *2003 Survey of Small Business Finances*.

sets, therefore, when a firm answered a survey question, the response was not altered. However, the method for filling in missing values differed between surveys.

As discussed in a recent paper about the 2003 imputations by the Finance and Economics Discussion Series, missing survey values can lead to biased estimates and inaccurate variances and confidence intervals.⁹ Those problems can be corrected through the use of multiple imputates. For summary statistics using 2003 SSBF data, BBC utilized all five imputates provided with the 2003 data. For probit regressions presented in Appendix G, the study team did not include observations with imputed values for the dependent variables and used only the first impute for the analysis.

Multiple imputates were not provided with the 1998 data, making the method of analysis used for the 2003 data inapplicable. To address that issue, the study team performed analyses in two different ways—first, only with observations whose data were not imputed, and second, with all observations. Differences in results were insignificant. For summary statistics using SSBF data, BBC included observations with missing values in the analyses. For probit regressions presented in Appendix G, the study team did not include observations with imputed values for the dependent variables.

Survey of Business Owners (SBO)

BBC used data from the 2007 SBO to analyze mean annual firm receipts. The SBO is conducted every five years by the U.S. Census Bureau. Data for the most recent publication of the SBO was collected in 2007. Response to the survey is mandatory, which ensures comprehensive economic and demographic information for business and business owners in the U.S. All tax-filing businesses and nonprofits were eligible to be surveyed, including firms with and without paid employees. In 2007, almost 8 million firms were surveyed. BBC examined SBO data relating to the number of firms, number of firms with paid employees, and total receipts. That information is available by geographic location, industry, gender, race, and ethnicity.

The SBO uses the 2002 North American Industry Classification System (NAICS) to classify industries. BBC analyzed data for firms in all industries and for firms in selected industries that corresponded closely to construction and engineering-related services.

To categorize the business ownership of firms reported in the SBO, the Census Bureau uses standard definitions for women-owned and minority-owned businesses. A business is defined as female-owned if more than half of the ownership and control is by women. Firms with joint male/female ownership were tabulated as an independent gender category. A business is defined as minority-owned if more than half of the ownership and control is by Black Americans, Asian Americans, Hispanic Americans, Native Americans, or by another minority group. Respondents had the option of selecting one or more racial groups when reporting business ownership. BBC reported business receipts for the following racial/ethnic and gender groups:

⁹ Lieu N. Hazelwood, Traci L. Mach and John D. Wolken. *Alternative Methods of Unit Nonresponse Weight Adjustments: An Application from the 2003 Survey of Small Businesses*. Finance and Economics Discussion Series Divisions of Research and Statistics and Monetary Affairs, Federal Reserve Board. Washington, D.C., 2007.
<http://www.federalreserve.gov/pubs/feds/2007/200710/200710pap.pdf>.

- Black Americans;
- Asian Americans;
- Hispanic Americans;
- American Indian and Alaska Native;
- Native Hawaiian or other Pacific Islander; and
- Women.

Home Mortgage Disclosure Act (HMDA) Data

BBC analyzed mortgage lending in the Seattle Metropolitan Area, the State of Washington, and in the nation using HMDA data that the Federal Financial Institutions Examination Council (FFIEC) provides. HMDA data provide information on mortgage loan applications that financial institutions, savings banks, credit unions, and some mortgage companies receive. Those data include information about the location, dollar amount, and types of loans made, as well as race/ethnicity, income, and credit characteristics of loan applicants. Data are available for home purchase, home improvement, and refinance loans.

Financial institutions were required to report 2012 HMDA data if they had assets of more than \$41 million (\$35 million for 2006 and \$39 million for 2009), had a branch office in a metropolitan area, and originated at least one home purchase or refinance loan in the reporting calendar year. Mortgage companies were required to report HMDA if they are for-profit institutions, had home purchase loan originations exceeding 10 percent of all loan obligations in the past year, were located in an MSA (or originated five or more home purchase loans in an MSA), and either had more than \$10 million in assets or made at least 100 home purchase or refinance loans in the calendar year.

BBC used those data to examine loan denial rates and subprime lending rates for different racial and ethnic groups in 2006, 2009, and 2012. Note that the HMDA data represent the entirety of home mortgage loan applications reported by participating financial institutions in each year examined. Those data are not a sample. Appendix G provides a detailed explanation of the methodology that the study team used for measuring loan denial and subprime lending rates.

APPENDIX J.

Qualitative Information from Personal Interviews, Public Hearings, and Other Meetings

Appendix J presents qualitative information that BBC Research & Consulting (BBC) collected from in-depth anecdotal interviews and public meetings that the study team conducted as part of the Port of Seattle (Port) disparity study. Appendix J also includes qualitative information that BBC collected as part of the 2012 Washington State Department of Transportation (WSDOT) disparity study and the 2013 Sound Transit disparity study. BBC only included information from the WSDOT and Sound Transit studies that was directly relevant to Port's contracting and to the agency's relevant geographic market area.

Appendix J is presented in 10 parts:

- A. Introduction and Background**, which describes with whom the study team met to collect the information summarized in Appendix J and how that information was collected (page 2).
- B. Background on the Contracting Industry in the Seattle Metropolitan Area**, which summarizes information about how businesses become established and how companies change over time. Part B also presents information about the effects of the economic downturn and business owners' experiences pursuing public and private sector work (page 3).
- C. Doing Business as a Prime Contractor or as a Subcontractor**, which summarizes information about the mix of businesses' prime contract and subcontract work and how they obtain that work (page 19).
- D. Keys to Business Success**, which summarizes information about certain barriers to doing business and keys to success, including access to financing, bonding, and insurance (page 33).
- E. Potential Barriers to Doing Business with Public Agencies**, which presents information about potential barriers to doing work for public agencies, including the Port (page 44).
- F. Allegations of Unfair Treatment**, which presents information about experiences of unfair treatment including bid shopping; treatment during performance of work; and allegations of unfavorable work environments for minorities and women (page 67).
- G. Additional Information Regarding any Race- or Gender-based Discrimination**, which includes additional information concerning potential race- or gender-based discrimination. Topics include stereotypical attitudes about minorities and women and allegations of a "good ol' boy" network that adversely affects opportunities for minority- and women-owned businesses (MBE/WBEs) (page 77).
- H. Insights Regarding Race- and Gender-Neutral Measures**, which presents information about business assistance programs, efforts to open contracting processes, and other measures to remove barriers that all businesses, or small business, face (page 83).

- I. **Insights Regarding Race- or Gender-based Measures**, which presents information about general comments about the Federal DBE Program, effects of I-200, and claims of fraud concerning Disadvantaged Business Enterprises (DBE) certification (page 106).
- J. **DBE and other Certification Processes**, which presents information about the DBE certification process. It also presents information about advantages and disadvantages that subcontractors experience because of their DBE or MBE/WBE certifications. In addition, Part J presents information about false reporting of DBE/MBE/WBE participation and falsifying good faith efforts (Page 117).

A. Introduction and Background

The BBC study team conducted in-depth personal interviews, public hearings, and other meetings throughout 2012, 2013 and 2014. During the interviews, hearings, and meetings, participants had the opportunity to discuss their experiences working in the contracting industry; experiences working with the Port and other public agencies; and perceptions of the Federal DBE Program.

In-depth personal interviews. As part of the disparity study, the BBC study team conducted in-depth anecdotal interviews with 10 businesses in the Seattle Metropolitan Area¹. In addition, Appendix J includes information from 32 in-depth anecdotal interviews that the study team conducted as part of the 2012 WSDOT disparity study and the 2013 Sound Transit disparity study—30 with businesses in the Seattle Metropolitan Area and two with relevant trade association representatives. The interviews included discussions about interviewees’ perceptions and anecdotes regarding the local contracting industry; the Federal DBE Program; and the Port’s contracting policies, practices, and procedures. BBC and Pacific Communications Consultants conducted all of the interviews.

Interviewees included individuals representing construction businesses, engineering businesses, and trade associations. The study team identified interview participants primarily from a random sample of businesses that was stratified by business type, location, and the race/ethnicity and gender of the business owner. The study team conducted most of the interviews with the owner, president, chief executive officer, or other officer of the business or association. Of the businesses that the study team interviewed, some work exclusively or primarily as prime contractors or as subcontractors, and some work as both. All of the businesses that the study team interviewed are located in the Seattle Metropolitan Area. All interviewees from the Port disparity study are identified in Appendix J by the prefix “PS” followed by random interviewee numbers (i.e., #1, #2, #3, etc.). Interviewees from the WSDOT disparity study are identified by the prefix “WSDOT.” Interviewees from the Sound Transit disparity study are identified by the prefix “ST.”

Interviewees were often quite specific in their comments. As a result, in many cases, the study team has reported the comments in a more general form to minimize the chance that readers could identify interviewees or other individuals or businesses that were mentioned in the interviews. The study team reports whether each interviewee represented a DBE-certified business and also reports the race/ethnicity and gender of the business owner.²

¹ For the purposes of this study, the Seattle Metropolitan Area is defined as King, Pierce, and Snohomish counties.

² Note that “male” or “Caucasian” are sometimes not included as identifiers to simplify the written descriptions of business owners.

Information from public hearings. As part of the Port’s disparity study, the study team conducted two public hearings within the relevant geographic market area:

- South Seattle Community College, Georgetown Campus (January 28, 2014); and
- The Port of Seattle, Pier 69 (January 29, 2014).

There was no verbal testimony given at either of the public hearings. Therefore, no corresponding qualitative information appears in Appendix J. However, the study team collected verbal and written testimony at the Regional Contracting Forum (RCF), which WSDOT hosted at the Washington State Convention Center on March 26, 2014. Comments that the study team collected at the RCF are identified with the prefix “RCF”.

As part of the 2012 WSDOT disparity study, the study team conducted two public hearings within the relevant geographic market area:

- North Seattle (February 15, 2012; comments identified with the prefix “NSP”); and
- South Seattle (February 23, 2012; comments identified with the prefix “SSP”).

Appendix J includes relevant information from those public hearings. The numbering of comments for a particular public hearing (e.g., # NSP 1, # NSP 2) pertains to the order in which participants gave testimony at the hearing.

Trade association meetings. As part of the 2012 WSDOT disparity study, the study team also participated in meetings with the Associated General Contractors of America and DBE Practitioners within the state. Both the Associated General Contractors of America meeting and the DBE Practitioners meeting provided opportunities for participants to discuss their experiences working in the local construction and construction-related professional services industries; experiences working with public agencies; and perceptions of the Federal DBE Program. Comments that participants made in those meetings appear throughout Appendix J and are identified by the prefixes “AGC” and “DBEP” for the Associated General Contractors of America meeting and the DBE Practitioners meeting, respectively.

Written testimony. The study team and the Port encouraged business owners and others to submit written comments and testimony throughout the study process. Those comments appear throughout Appendix J and are identified by the prefix “WT.”

B. Background on the Contracting Industry in the Seattle Metropolitan Area

Part B summarizes information related to:

- How businesses become established (page 4);
- Changes in types of work that businesses perform (page 6);
- Fluid employment size of businesses (page 6);
- Flexibility of businesses to perform different types and sizes of contracts in different parts of the state (page 7);
- Local effects of the economic downturn (page 9);

- Current economic conditions (page 12); and
- Business owners' experiences pursuing public and private sector work (page 12).

How businesses become established. Most interviewees representing construction and engineering businesses reported that their companies were started (or purchased) by individuals with connections in their respective industries.

Many firm owners worked in the industry before starting their own businesses. Examples from the in-depth interviews and from written testimony include the following:

- The Asian Pacific American owner of a DBE-certified construction company said that he had worked for many years in the field before starting his company. [WT#2]
- The Black American owner of a DBE/MBE-certified concrete firm stated he did concrete work in the field in 1992. He had a partner and decided to form his own firm. He stated that he was displeased with his partner at the time and that, "[he] wanted to be [his] own boss." [ST#1]
- The Asian Pacific American female owner of an MBE- and DBE-certified engineering firm said, "[The owner] was working for another engineering company and decided to start his own firm. He thought the idea of be[ing] your own boss would be an interesting endeavor. It is a lot of work." [WSDOT#1]
- The Subcontinent Asian American president of a DBE/MBE-certified engineering company said he had worked for a larger engineering firm, which was majority owned. He had an opportunity to apply for a job at a local government agency. He wanted to do something more challenging and had thoughts of starting his own business. [ST#5]
- The Black American owner of an MBE/DBE-certified engineering company was an employee of the company for several years before purchasing the company five years ago. [WSDOT#8]
- The Caucasian female manager for an MBE/DBE/SBA certified engineering company said, "The current owner was with a large engineering firm for perhaps five to ten years before he bought this company." [WSDOT#9]
- The Caucasian female vice president of a DBE/WBE-certified rebar installer and supplier firm stated that she worked as an ironworker in the 1980s. In 1988 her mother changed her land development firm to a reinforcing steel placement firm, and they bid their first job. [ST#6]
- The Asian Pacific American owner of a DBE- and SBA 8(a)-certified professional services firm said that he worked in the industry for many years before joining the firm that he later purchased. [WSDOT#37]
- The Asian Pacific American owner of a non-certified engineering firm said, "I used to work for other firms before, and in 1990 I happened to be looking for a position because they just consolidated their company. So then I decided [I] might as well start on my own. So with two other people, [I] started [the firm]. Of course, at that time, one of the goals was to also become minority business enterprise and try to get onto some of the larger projects. Eventually we did land some projects with Port of Seattle." [PS#3]
- The Hispanic owner of an uncertified construction company said that he has worked for some of the biggest landscaping companies in the area. He said that he realized that he did not want to be a laborer getting paid \$13.50 per hour all his life. He said, "It's very difficult to make more than \$15

per hour at the big companies, even after years.” He explained that when his wife became pregnant, he decided he would start his own business. He began working on his own on the weekends, and eventually started his business own business. That was 18 years ago. [PS#5]

- The Hispanic owner of an MBE-certified engineering firm said that he started his business in 2005. He explained that he left his old company because he thought he could start a more successful business on his own. He said, “I felt I had a better business model than the one at the company where I was working. I was vice president for a large consulting firm. I ran an office of 50 people. I wanted to be in charge.” He explained that some of his clients at the previous firm he worked for were some of his first clients at his new business. He said, “We had some good clients, and they were willing to jump ship with us. Then, more [past clients] migrated to us. Those first clients sustained the start-up months of the business.” [PS#8]
- The Caucasian co-owner of a DBE-certified engineering firm said that he has been a structural engineer for 25 years. He met his partner, who is also a structural engineer, nine years ago at a large firm where they both worked. The two decided to go into business together in 2005. [PS#9]
- The Caucasian owner of a marine engineering firm has worked in the marine industry for more than 20 years. He moved to Seattle from Eastern Washington in 1989 and saw the need for a company that serviced yachts. He decided to go into business with a partner over seven years ago. [PS#10]
- Other interviewees also indicated that their companies were started (or purchased) by individuals with connections in their respective industries. [For example, WSDOT#3, WSDOT#8, WSDOT#17, and WSDOT#26]

Multiple interviewees indicated that relationships among family members were instrumental in establishing their construction businesses. Examples of such comments include the following:

- The Caucasian general manager of a non-certified woman-owned general contracting company described the company’s history, “[The company] started out owned by the grandfather [of the current owner], and some [of the employees of that company] started a new company owned by the father [of the current owner]. That [company] has transitioned now to the current owner, who bought the company from his father. So it is the third generation.” [WSDOT#33]
- The Caucasian co-owner of a non-certified WBE construction company had worked for another family member in a similar type of business, and when that company failed, the individual formed a new company with his wife. [WSDOT#17]
- The Caucasian female vice president of a DBE/WBE-certified rebar installer and supplier firm stated that she owns the company with other family members. The original shareholder was her mother. She said she started in the company as vice president. [ST#6]
- The female manager of a Native American-owned, DBE-certified construction company said that her husband, the owner, purchased the company from his father. [WSDOT#32]
- The female owner of a DBE-certified specialty construction firm explained, “[Starting the company] was my husband’s idea. He has been in the construction arena since I met him in 1984.” [WSDOT#27]
- The Black American owner of a DBE-certified trucking and specialty contracting company said, “My dad was in the industry and had his own company.” He said he “learned to read blueprints and was

operating all kinds of equipment” in his father’s company before starting his own business. [WSDOT#36]

- The Black-American owner of a DBE-certified construction company said that he used to work at the Seattle-Tacoma airport, but that his job was causing him too much stress. He decided to start his own construction company because construction has been in his family since he was a child. [PS#4]
- Other interviewees also indicated that relationships among family members were instrumental in establishing their construction businesses. [For example, WSDOT#17 and WSDOT#26]

Changes in types of work that businesses perform. Interviewees discussed whether and why firms over time changed the types of work that they perform.

Some interviewees explained that perceived incentives for MBE/WBEs was one factor that encouraged starting those businesses. [For example, WSDOT#26] Another example includes a majority- and woman-owned non-certified firm that was denied certification. The male Caucasian representative reported that his wife owned the firm. He says they started the firm because “I was seeing, in my uncle’s business, the subcontracting set-asides given to other woman-owned businesses. I was seeing the company we were [working as a subcontractor for] losing business or having to give even some of [the work our company was going to do] away to meet those goals.” [WSDOT#17]

Fluid employment size of businesses. The study team asked business owners about the number of people that they employed and whether their employment size fluctuated.

A number of companies reported that they expand and contract their employment size depending on work opportunities, season, or market conditions. Examples of those comments include the following:

- The Native American female co-owner of a non-certified construction company said, “We hire employees on a per-job basis. Sometimes we have as many as eight employees. We draw from a pool of workers we know. The people used don’t need much experience. Sometimes day labor is used.” [WSDOT#28]
- The Black American owner of a DBE/MBE-certified concrete firm stated that he has five part-time workers per week. His full-time employees range from 10 to 30 depending on the project. [ST#1]
- The Black American owner of an MBE/DBE-certified engineering company said that his firm brings on project specific people as needed. [WSDOT#8]
- The Caucasian female vice president of a DBE/WBE-certified rebar installer and supplier firm stated she employs a total of 11 full time employees and 35 to 45 part-time employees. [ST#6]
- The Caucasian general manager of a non-certified woman-owned general contracting company said, “We have 12 to 15 full-time employees. In the summer, it can range up to 50 to 75 seasonal employees.” [WSDOT#33]
- The Asian Pacific American owner of a DBE-certified contracting firm stated that there are four full-time [employees] and about 20 part-time [employees], depending on the season and job. [ST#9]
- The Asian Pacific American owner of a DBE-certified engineering and specialty construction company said, “We have eight full time employees, and two part-time employees. For construction

[related work, the number of people hired] depends on the projects. Construction employees come from Task Force (a labor force provider) or the union hall.” [WSDOT#37]

- The Subcontinent Asian American owner of an MBE- and WBE-certified engineering firm said that she is the company’s only employee. She said, “I’m the only one who draws a salary.” She said that sometimes if she needs outside help, she will hire people she knows for specific projects. [PS#1]
- Many other business owners and managers explained that number of employees working for their companies at any one time varied depending on the amount of work the company was performing. [For example, WSDOT#1, WSDOT#17, WSDOT#26, WSDOT#32]

Some interviewees said that they had reduced permanent staff because of poor market conditions. For example:

- The Asian Pacific American owner of a DBE-certified engineering firm said that he had 18 full-time employees a few years ago and now his staff is down to five full-time and three part-time employees. He said, “Growth depends on what markets a firm chooses to be in and what markets [it would] like to be in but can’t break in.” [WSDOT#3]
- The Black American owner of a DBE-certified trucking and specialty contracting company reported, “We are down to three full-time employees right now. The most we have ever had is 90 employees.” [WSDOT#36]
- The Asian Pacific American owner of a non-certified engineering firm said his firm includes four full-time employees. He said the firm used to have seven employees but lost three due to the recession. [PS#3]

Flexibility of businesses to perform different types and sizes of contracts in different parts of the state. Interviewees discussed types, locations, and sizes of contracts that their firms perform.

Many firm owners reported flexibility in the locations and sizes of contracts that their firms perform.

- Many firm owners reported working state-wide. [For example, WSDOT#32, ST#5, and ST#7]
- A few firm owners reported working in Washington and other states. [For example, ST#1, ST#8, ST#10, WSDOT#3, WSDOT#26, PS#3]
- A number of firm owners reported working throughout western Washington [For example, ST#3 and WSDOT#27]

Examples of specific comments include the following:

- The Asian Pacific American owner of a DBE -certified engineering firm said, “There is a saying for firms like [my firm] that do all types of work. ‘We go where the money is.’” [WSDOT#3]
- The Caucasian president of a majority-owned surveying company stated that his firm will work in the Northwest or wherever [a large prime] sends them. [ST#4]
- The Native American owner of a DBE-certified electrical contracting firm commented that if his firm does construction management, he can go anywhere in the United States, but that if he self performs and does physical work he stays in the Northwest. He said, “We are DBE-certified in Oregon and Washington, which are the two areas that are of prime importance to us.” [ST#2]

- The Asian Pacific American owner of a non-certified engineering firm said, “We work everywhere that they’ll hire us. We have licenses in Washington, Oregon, and California, and we have worked in all three states. If it’s site work, we’ll send someone by airplane, fly down there with some gear and hire a local driller [and] take the samples back. We still beat the California consultants.” [PS#3]
- The Black-American owner of a DBE-certified construction company said that he primarily does work in the Seattle area. [PS#4]

Other companies said that they prefer to perform projects close to their businesses, but will travel to worksites when necessary. For example, the female owner of a DBE-certified specialty construction firm said, “If I had my preference, we would provide services from Federal Way to Olympia. But to get started and employ the number of people I want to employ, we had to spread our footprint out.” She said her firm works throughout western Washington. [WSDOT#27]

Some firm owners indicated that their companies perform both small and large contracts. For example:

- The female owner of a DBE-certified construction company said that her company works on contracts anywhere from \$50,000 to \$8.5 million in value. [WSDOT#40]
- The Asian Pacific American owner of a DBE-certified engineering and specialty construction company reported, “A small contract for me would be \$500. A large contract would be \$1.5 to \$2 million.” [WSDOT#37]
- The Native American owner of a DBE-certified electrical contracting firm stated the size of his contracts range from \$150,000 to \$2.6 million. [ST#2]
- The Caucasian vice president of a Hispanic American-owned and DBE/MBE-certified electrical contracting firm stated that his contracts range from \$200 to \$7 million. [ST#3]
- Many other interviewees, including minority and female business owners, said they perform contracts from very small projects up to \$1 million or more. [For example, ST#1, ST#4, ST#6, WSDOT#17, WSDOT#26, WSDOT#27, and WSDOT#36]

Some business owners noted that their financial resources affected how large of contracts on which they typically bid:

- The female manager of a Native American-owned, DBE-certified construction company said, “We will take on contracts from \$30,000 to \$1.5 million. The sweet spot is really about \$50,000 to \$80,000. We are more selective today about what we bid on than two or three years ago. We found it wasn’t good to decide to bid a job and think we would find the money to do the job later.” [WSDOT#32]
- The Hispanic American owner of a DBE-certified engineering firm reported that his company pursues contracts from \$80,000 to \$500,000. He said that the company does not currently have financial resources or facilities to support larger contracts. [WSDOT#7]

Other business owners reported that they typically only perform small contracts. For example:

- The Native American co-owner of an uncertified general contracting company said, “Typically, [the company performs contracts] on the high end of \$15,000 to \$20,000, and the average is about \$3,000. [WSDOT#16]
- The Subcontinent Asian American president of a DBE/MBE-certified engineering company stated that his contracts range from \$250 to \$400,000. [ST#5]

Some companies reported that they work in several different fields, or that they had changed primary lines of work over time. For example:

- The Black American owner of a DBE-certified trucking and specialty contracting company said that he started by doing hauling for a lot of homebuilders. He said, “I added excavation, demolition, and environmental services to the trucking side of it.” [WSDOT#36]
- The Hispanic American owner of a DBE-certified engineering firm said that he tries to maintain a diversified practice across types of work and industry segments. [WSDOT#7]

Local effects of the economic downturn. Interviewees expressed many comments about the economic downturn.

Most interviewees indicated that market conditions since 2008 have made it difficult to stay in business. [For example, ST#8] Other examples include:

- The female owner of a DBE-certified construction company said that the average DBE does not have the background and training that she does. She said, “Even with all that I have going for me, I’m having a hell of a time just making ends meet in this construction economy where it’s tough just getting paid.” [WSDOT#40]
- The Native American owner of a DBE-certified electrical contracting firm stated that the growth of his firm was damaged by the 2008 economy collapse. It caused him to close his company and lose his 8A certification. He stated that that was when he filed bankruptcy and opened the current business under a new name one year ago. He said that at that time, “Everybody had to start over.” [ST#2]
- The Caucasian general manager of a non-certified woman-owned general contracting company said, “[Current market conditions] stink, and I’ve heard that the private sector is much worse. There are too many contractors and not enough work.” [WSDOT#33]
- The Subcontinent Asian American president of a DBE/MBE-certified engineering company said that his company’s growth is slow due to the slowed economy. He said that all the public agencies had a funding crisis. [ST#5]
- The Black American owner of an MBE/DBE-certified engineering company said, “A lot of other small firms have not survived, either going out of business or getting absorbed [by a larger firm].” [WSDOT#8]
- The Asian Pacific American owner of a DBE-certified contracting firm reported, “With the economy, [our growth] has slowed down. We do all public work, so it is all public money. [Our growth] has been flat, or a little bit negative, since 2009 because of the economy. I see that there are three or four mega-projects in the state, and the routine maintenance jobs that the DOT normally puts out are put off because all of the money is going to the mega-projects.” [ST#9]

- The president of an engineering industry trade association stated that the “very small and continuing-to-diminish” percentage of his organization’s membership which is made up of minority- or woman-owned businesses is primarily due to “consolidation” (i.e., small firms are getting bought out by larger firms). [WSDOT#38]
- The Subcontinent Asian American owner of an MBE- and WBE-certified engineering firm said that in 2008 and 2009, the economy was not great. She said, “In 2008 [and] 2009, we had a couple commercial projects, one huge one, a big ski resort in Steamboat Springs, and overnight, they pulled the plug on it in the middle of 2009. [They] just said, “Okay, sorry!” [and] stiffed us for \$35,000. That was a rough lesson to learn, but people weren’t spending money back then.” [PS#1]
- The Asian Pacific American owner of a non-certified engineering firm said “It was a very severe recession for people working in the private sector. That’s the only time I wished I was back in the [MBE] program, because the government kept the larger consultants viable throughout that period. In the private sector, 50 percent of contractors went out of business. It was a tough recession.” [PS#3]

Many business owners and managers said they have seen much more competition during the economic downturn. They reported that more competitors are going after a smaller number of contracts in specific fields, with substantial downward pressure on prices. Larger firms have been bidding on work that typically went to smaller firms. Both construction and engineering companies have been affected. For example:

- Representatives of a large, majority-owned concrete company said, “When you look at capacity in this local area, probably any of the companies could supply 100 percent of the capacity.” They went on to explain that this implies a significant decrease in the market’s capacity. [WSDOT#15]
- The Black American owner of a DBE/MBE-certified concrete firm stated that the market has been extremely competitive. He said that out-of-state firms have entered the market and that growing his firm has been difficult. [ST#1]
- The Caucasian female manager of an MBE/DBE/SBA certified engineering company said, “It has become much more challenging in the last couple of years for a smaller size firm like [this one]. On the public side, there’s less funding going around. What we see is that [on] small projects, such as \$200,000, the larger firms are going for those projects. We are now competing with those [large firms] and competing on qualifications. If we have done two jobs like the one advertised, the larger firm can say [it] has done 200 [similar projects]. There’s just more pressure on the market.” [WSDOT#9]
- The Caucasian female vice president of a DBE/WBE-certified rebar installer and supplier firm commented the change in her market place is that there are more rebar placing firms bidding the work. She said that to remain competitive in the market, “You have to know what you are doing and be knowledgeable.” [ST#6]
- The Asian Pacific American female owner of an MBE- and DBE-certified engineering company also sees more competition. She said, “There’s a lot more competition. [A company might] apply for things [it] has no background in. [It is] just throwing [its] hat out there to see if [it] can win something.” [WSDOT#1]

- The Subcontinent Asian American president of a DBE/MBE-certified engineering company said, “The market is very competitive at this time. There are many qualified firms competing for the same projects.” [ST#5]
- The Black American owner of an MBE/DBE-certified engineering company said, “The last couple of years have been really bad. Essentially, there hasn’t been a whole lot of work on the municipal side coming out. People [would] show up to these pre-proposal meetings and were sitting there [next to people from] global firms. So the competition for the few projects that have come out has been fierce.” [WSDOT#8]
- When asked what it takes to be competitive in this market, the female manager of a Native American-owned, DBE-certified construction company said, “The bigger the company, the lower [its] prices can be. There are some companies that are really hungry, and [some] are ignorant to the realities of the business. [A company like this might bid very low and] get the job, but [it] is out of business in a year or two and [can] mess it up for [properly run businesses].” [WSDOT#32]
- The Asian Pacific American owner of a DBE-certified engineering company said, “Right now, in the private sector, it is almost a bidding war for design professionals. That’s okay, because that’s the way the economy is right now. Customers are looking for the best bang for the buck. Competition now [is] not just on qualifications but also on price.” [WSDOT#3]

According to interviewees, a few businesses may have survived because they were well-capitalized going into the economic downturn. For example:

- The female owner of a DBE-certified specialty construction firm said she has a good year in 2008, which helped her survive the following years. She said, “In 2009, a lot of the equity in the company was being used to keep the company open. I tried to get help from the banks but they said, ‘No, absolutely not.’ [The company] had good income, but it was going right back out the door to pay employees, debt, and interest.” [WSDOT#27]
- One business owner, however, pointed out that his firm was not as well capitalized as his larger competitors. The Black American owner of a non-certified consulting firm said, “I think that companies that have been established a long time have ways to wait it out with rainy day funds. They know how to navigate in this economy, unlike smaller companies like mine. How can we respond to a situation like this without big savings? [Even the big companies have] laid some people off, too.” [WSDOT#4]

A few business owners and managers said that their companies did not see a decline in work due to the economic downturn. For example:

- The Asian Pacific American female owner of an MBE- and DBE-certified engineering company said, “We are pretty diverse, in the sense that we works for contractors and public agencies. We do some work for transit, some work for the airport, some work for the military, some work for wastewater, transportation, solid waste, so when the economy plummeted, we did not plummet with them. We did not have to lay anybody off as a result. And then in 2009, we got to hire some people. I think part of it was that, one, we didn’t do any private development, and two, we didn’t have just one main client, because all of them suffered. Because our work was pretty diverse across many public agencies, we survived.” [WSDOT#1]

- A project manager for a majority-owned general contracting firm stated, “We have had steady growth over the past few years, but like anyone in the construction industry, we are impacted by the economic times. When the markets are good, we have a smaller year, but we have definitely had steady growth.” [ST#7]

Current economic conditions. Some business owners and managers said that economic conditions were improving. For example:

- According to the female owner of a DBE-certified specialty construction firm, “[Market conditions] are better today than they were a year or two ago. As with anything, the strongest will prevail and be there in the end. It’s getting better but [it is still] unpredictable.” [WSDOT#27]
- The Caucasian female manager for an MBE/DBE/SBA certified engineering company said, “We had good years in 2008 through 2010, but 2011 was tough. Now we are back to a pretty good level, and I think that is similar to what other firms are seeing.” [WSDOT#9]
- Based on conditions at the time they were interviewed, many other business owners and managers said that market conditions were improving. [For example, WSDOT#7, WSDOT#32, WSDOT#35, and WSDOT#36]
- The Subcontinent Asian American owner of an MBE- and WBE-certified engineering firm said that she believes the economy has improved drastically since 2008. She said, “[I] did a lot of university work, [and] government work until problems with the budget. [I] was working on Department of Homeland Security, their main campus in D.C. That came to a grinding halt because we had no budget for the country. And now, [I do] lots of infrastructure [work], which is good.” [PS#1]
- The Hispanic owner of an uncertified construction company said that the economic downturn made finding work difficult in his industry until 2012. He said that he thinks the marketplace conditions are getting better. He explained that people are starting to call him for work, and realtors have told him that the housing market will get better. He said that he sees them “cleaning up houses to put on the market.” [PS#5]

One interviewee said that current economic conditions are not favorable for his business. The owner of a certified Black American-owned construction firm said that the current marketplace conditions are not favorable for his business. He said that he is “rarely called and usually passed over.” [PS#6]

Business owners’ experiences pursuing public and private sector work. Interviewees discussed differences between public and private sector work.

Most interviewees indicated that their firms conduct both public sector and private sector work. [For example, ST#2, ST#3, ST#4, ST#5, ST#7, ST#8, WSDOT#3, WSDOT#10, and WSDOT#17]

A number of interviewees noted that the slowdown in private sector work resulted in more companies pursuing public sector work. [For example, ST#8] Other examples of such comments include the following:

- The president of an engineering industry trade association said that his organization’s members’ work is “predominantly public sector [work], particularly now since there isn’t any private sector work.” He remarked, “The firms that had a diverse portfolio are doing mostly their public side. The

firms that did nothing but private sector work don't exist anymore." He said that, even in the best of times, the split among his organization's members between public and private sector work was 75 percent and 25 percent, respectively. [WSDOT#38]

- The Caucasian female vice president of a DBE/WBE-certified rebar installer and supplier firm said that the trend is away from the private sector because the economy dictates it. [ST#6]
- The Subcontinent Asian American owner of a DBE-certified engineering firm said that because private sector has been slow, there is more competition for public sector work. However, he explained that, "Over the last six to nine months I've seen more projects kicking off in the private sector." [WSDOT#10]
- The Asian Pacific American owner of a DBE-certified contracting firm stated that, "When the economy is bad, people will seek public work." [ST#9]
- The Caucasian co-owner of a non-certified WBE construction firm said that the mix of private sector and public sector work for his firm depended on market conditions. He reported that his company was trying to phase out of working on public roads based on aggressive competition for that work. [WSDOT#17]
- Business owners and managers generally indicated that opportunities in the private sector are more dependent on the strength of the economy. [For example, WSDOT#3, WSDOT#10, WSDOT#17]
- The Hispanic American president and co-owner of a MBE/DBE-certified electrical contracting firm said, "The only people that have money are the municipalities, government, and military." He added, "The Obama stimulus money got things rolling. If it were not for that, there would be no work." The Caucasian vice president of the firm commented that the changes in market conditions are those that do private work were hit harder by the economy crash than those that do public work. [ST#3]

Some interviewees reported that they preferred private sector work over public sector work. Some of the comments indicated that performing private sector contracts is easier, more profitable, and more straightforward than performing public sector contracts. For example:

- The Hispanic American co-owner of a DBE-certified construction company reported that he works on both private and public sector contracts. He indicated that there is a lot of competition in both sectors. He also reported, "There's more paperwork on the public side, filling bids out — a lot more work there. And then [the public jobs require] bonding." He went on to say that it is difficult to be profitable on a public sector project. He said, "There aren't as many avenues for change. It's harder to prove change in design, and everything trickles downhill. So, [my company], as a subcontractor, may think something's a change, or the design's been changed, but the [general] contractor may be tied to the main contract. It seems harder to make money on public works projects. It used to be the other way around." [WSDOT#26]
- The Caucasian owner of a majority-owned surveying company stated that it is easier to get work in the private sector than it is in the public sector. [ST#4]
- The Asian Pacific American owner of a DBE-certified engineering company said, "There are differences between going for public and private contracts. On public contracts, most of the work is done on an hourly basis fee-wise, so [the firm] really has to look at what [the] hours are going to be.

Depending on the agency, there are requirements on the overhead and multiplier. [The firm] has to be current on [its] financials and sometimes has to be audited. That's totally different on the private sector where we can respond, '[My firm] can do this job for X amount of money.'" [WSDOT#3]

- The Caucasian co-owner of a non-certified WBE construction company said, "It's difficult to make money in the public sector." He reported that this difficulty was due to "dealing with the personalities that come from the public sector employees." [WSDOT#17]
- The Caucasian owner of a majority-owned surveying company stated the mix of private sector and public sector work varies from year to year. He stated that the substantial difference between public sector and private sector work is the amount of paperwork in the public sector. He noted that private sector contracts are a few pages, but that "public sector contracts are many pages and are not understandable." [ST#4]
- When asked if it is easier for his firm to get work in one sector or the other, the Asian Pacific American owner of a DBE-certified engineering and specialty construction company replied, "It depends. If you are established in the public sector, you will get a chance. In the private sector, [the same rule applies]." He said reputation and relationships matter. He continued, "In the private sector, you can mobilize faster and get the job done faster. In the public sector, there are so many things you must have just to get started. Most of my scope of work is the same whether [it] is in the public or private sector. There may be reporting requirements that are different."

Concerning differences in profitability between public and private sector jobs, the same interviewee replied, "It depends. Profitability is based on performance. There is a problem with design-build projects in the public sector where the [agencies] keep on changing the requirements. This becomes annoying and less profitable. Any public project has a lot of change orders." [WSDOT#37]

- The Subcontinent Asian American president of a DBE/MBE-certified engineering company said the difference in public and private work is the review process is more elaborate when doing public sector work. In the private sector there is less paperwork and bureaucracy. In the private sector, "The person he is working with has the authority to make critical decisions on the spot."

The same interviewee said that it is very hard to ask for additional budget on public projects. He said, "It is a challenge to ask for more money because project managers must get approval from commissions or boards." [ST#5]

- The Hispanic American owner of a DBE-certified engineering firm said that comparing profitability between the private and public sectors is like comparing apples and oranges. He explained, "In the public sector, you're lucky if you're hitting 15 percent [profit], and more like 10-15 percent [is normal]. In the private sector, [profit] is more like 60, 70, [or] 80 percent. The private sector is focused on the company's capabilities to perform, not on certification, size standards, or a check mark on a form." [WSDOT#7]
- When asked whether he prefers to work on public or private contracts, the Caucasian manager of a WBE-certified construction firm said that they both have their disadvantages. He said, "The private market seems to be a little bit looser as far as technical documents and things like that. On the other hand, they can be kind of flimsy when you make a deal with them. Whereas, in the public market, it's fairly strict and you don't feel much flexibility." [PS#2]

- The Black American owner of a DBE-certified construction company said that he prefers working on private projects because he receives payment more quickly, and there is less bureaucracy that his business has to navigate through. [PS#4]
- The Hispanic owner of an MBE-certified engineering firm said that when he can get private work, he doesn't go after public projects. He said, "I prefer the private side. It's more dynamic." [PS#8]
- The Caucasian co-owner of a DBE-certified engineering firm said that most of their work comes from private sector projects. He said, "If we had to rely on the public sector, we'd starve." [PS#9]
- The Caucasian owner of a marine construction firm said that his company does not seek public contracts because there are "too many hoops" to go through. He said that there were too many forms and credentials required to win those contracts and his company does not need the additional business. He said, "We are already very busy." [PS#10]

Several interviewees indicated there was less paperwork in the private sector than in the public sector, making private sector work more appealing. [For example, ST#1 and ST#6]

Some interviewees said that prevailing wage requirements on public sector work made private sector contracts more attractive for their companies. For example:

- The Native American female co-owner of a non-certified construction company reported, "[Our company] pays [its employees] more than other non-union contractors, so [it can] attract better employees on private jobs. With public work, everyone pays the same rate, so [our company] loses that advantage." She also reported that her company finds the profit margin is higher on private sector projects. She said, "[In private work, the company] doesn't have the prevailing wage issues." [WSDOT#28]
- When asked what the difference is between public sector work and private sector work, the Black American owner of a DBE-certified trucking and specialty contracting company said, "Price [is the big thing]. [The company] has to pay a lot more in the public sector. [It] has to do a lot more paperwork. With private sector work, [the company] just sends the truck and driver there, pays him the \$20 per hour rate, and finally makes a little money. But with federal jobs, [the company] goes backwards." [WSDOT#36]

Some interviewees said that current market conditions are such that there are more bidders on government contracts and that competitors sometimes submit low-ball bids on public sector work.

For example, representatives of a large, majority-owned concrete company reported, "Private projects may only solicit two companies to bid [so there's much less competition]. If it's publicly advertised, every company that knows about it bids on it. There can also be financial penalties [For late completion, etc.] on public work where there really isn't on private work." [WSDOT#15]

Other interviewees preferred obtaining public sector contracts because they were more certain that they would be paid. Certainty of payment on public sector projects was a frequent comment among those business owners and managers. Examples of those comments include the following:

- The Asian Pacific American female owner of an MBE- and DBE-certified engineering company said her firm does virtually no private sector work. She said, "They don't pay." [WSDOT#1]

- The Asian Pacific American owner of a DBE-certified contracting firm said that the main difference between working in the public sector and the private section is the way you get paid. He said, “In public works, there is a cutoff date for getting your invoicing in, and once it gets approved, you can calculate when you are going to get paid. In the private market, there is no recourse if you do not get paid.” [ST#9]
- The female owner of a DBE-certified construction company reported that her company primarily works on public roads projects. The firm’s customers are public and government agencies. They do very little work in the private sector. She said that contractors who work in the private sector are very adept at keeping DBE contractors from participating in that work. She said, “The reality is that the folks who [work in the private sector] and do that well do a really good job of keeping out DBE subs.” [WSDOT#40]

Some interviewees said that they worked primarily in the public sector because the type of work they do only exists there. For example:

- The Caucasian vice president of a Hispanic American-owned and MBE/DBE-certified electrical contracting firm commented, “We have always been public sector, so we do not see a trend toward or away from public sector work.” The Hispanic American president and co-owner of the firm said, “That is because of the type of work we do. We do utilities.” [ST#3]
- The project manager for a WBE- and DBE-certified environmental services firm stated that, “The environmental [industry] is largely public sector. We are driven by rules and regulations.” [ST#10]

Some interviewees said that they preferred public sector work because it is more profitable. For example:

- The Caucasian female manager of an MBE/DBE/SBA certified engineering company reported that, “Although we do about 80 percent of our work in the public sector, when that work dries up, we have to look around at the private side. The private side is generally all about money and is mostly for developers. For us, this is risky, because we sometimes have to do more work for less money. Although some people say the private side is more profitable than the public side, that’s not been the situation for us. The public side has definitely been more profitable.” [WSDOT#9]
- The Black American owner of a DBE-certified specialty contracting company said that there is a difference in profitability between public and private sector work. He said, “In the public sector, there is a larger range of profitability. In the private sector, there is more competition, and there are bidding wars, so the profit margin is pretty thin. [With] public work, if [the company] can get the job, the profit margin is a little bit better than the private sector, but there isn’t as much work.” [WSDOT#35]

Some DBE-certified interviewees said that almost all of their work comes from the public sector, and that it is hard to obtain private sector work. [For example, ST#1, ST#2, and ST#6] Another example is The Asian Pacific American owner of a DBE-certified contracting firm, who stated that, “[In the private market, it takes more marketing and relationship building [to find subcontracting opportunities]. If you do not have those relationships, it is pretty hard to do private work. Private work is definitely harder for DBEs to break into, because it is more about your relationships.” [ST#9]

One interviewee said that pursuing private sector work in addition to her public sector contracts was difficult because she was a union employer. The female manager of a Native American-owned, DBE-certified construction company reported that, because she is a union employer, it is more difficult to get work in the private sector than in the public sector. She explained, “Private work does not usually use prevailing wages. If it’s a prevailing wage job it’s going to be union wage rates. [Our company] is signatory to the union.” [WSDOT#32]

Some firms reported that they primarily conduct private sector work and have attempted to obtain public sector contracts, but without success. For example:

- The Black American owner of a non-certified consulting firm stated that he has sought work in the public sector but with no success. He indicated that, despite having spent many years employed in the public sector, he still has trouble doing business in the public sector as an outside party. He said that he thought his experience working in the public sector would have given him enough of an understanding of public processes to be more successful. So far, this has not been the case. [WSDOT#4]
- The Asian Pacific American owner of a DBE-certified engineering firm said that his firm has tried, without success, to be a prime consultant on government work. To date, his only success at being a prime has been on private sector contracts. He attributed his lack of success as a prime with public sector agencies to limited marketing budget due to his firm’s small size. [WSDOT#3]
- The Asian Pacific American owner of a non-certified engineering firm said that the firm does not get much work in the public sector after dropping his MBE certification. He said, “The agencies still contract with us. City of Bellevue, we still work on their golf courses. City of Seattle, we still work on some of their other projects. But that’s purely based on the roster. Are we working on Sound Transit? Are we working on 520? Are we working on Alaskan Way Viaduct? No. I wish we were.” [PS#3]

Some interviewees with experience in both the private and public sectors identified advantages and disadvantages of private sector and public sector work. Examples of those comments include the following:

- The Black American owner of an MBE/DBE-certified engineering company explained that there are advantages to both public sector and private sector work. He said, “I think that getting work [in either the private or public sectors] is based on your firm’s relationships and experience. On the private side, if you have the relationships, and you do a good job, the client is going to come back to you. It’s that simple. On the public sector side, the process is long and drawn-out, which allows me, as a small firm, to get my resources lined up, and I can plan for that. On the private side, it’s harder to anticipate, the timeline is shorter, and therefore I am chasing my tail a lot. So working on the public side allows a small company to anticipate its resources and make sure [it] has good people to apply to it.” [WSDOT#8]
- A project manager for a majority-owned general contracting firm stated, “We try to maintain a 50-50 balance [between private and sector work], but it really depends on the market. Based on the market over the past few years, private developers have dried up, so we have been more heavily weighted in the public market. We have been about 60 percent in the public sector of the past few years.”

He said, “In the public sector, it is a little easier to find work, because everything is advertised. You have a way to find out about what project is coming out by looking at funding sources and through advertisement. Private side takes a fair amount of more work, because [when] trying to [find] projects, you need to have a relationship with people who are looking to build.”

He continued the comparison by saying, “There is definitely a lot more staff, paperwork, rules, and regulations in the public sector. Most of that stuff does not faze me anymore, but when I talk to colleagues in the private sector, they scratch their heads and wonder how we get anything done. Public sector definitely takes more time and effort because of the various hoops we have to jump through to get the job done.” [ST#7]

- When asked to describe differences between private and public sector work, the female owner of a DBE-certified specialty construction firm said, “One difference between public and private work is that the public jobs are usually bigger in size and cost. [There is no] private work on the freeways. [Also], it’s easier for me to get the private work because they come to me. I don’t [have to] go looking for [those jobs]. Unfortunately, I have to spend a good amount of my time seeking public work. I can’t hold on to a good group of [employees] if all I’m is going to have is private work because the pay is not there. It’s too expensive to live around here. Financially, it’s easier to do private work, but [in order] to keep a good group of [employees], I can’t just do private work.”

She added, “There is very little profit, if any, on prevailing wage public work. I have to have my own equipment out on a public job to make any money. [Employees] are just way too expensive. [There’s also the problem on public jobs] that the prime has trouble making any money so at the end of the job, they squeeze [the] subs. I have experienced that many, many times and at inopportune times when I don’t get paid thousands and thousands of dollars.” [WSDOT#27]

- When comparing public and private sector work, the female manager of a Native American-owned, DBE-certified construction company said, “It is not necessarily more difficult to do private versus public work. A lot of our work is the same whether it’s a private or public job. Private jobs tend to pay quicker because [there is] less paperwork involved. Once we get the hang of the public side paperwork requirements, the process is workable, even if the contractor doesn’t ask it of us. It falls on our shoulders to ensure all the requirements are met.” [WSDOT#32]
- When asked if there are differences between working in the public and private sectors, a manager for a majority-owned geosynthetics supply firm said, “There are definitely differences. Public projects usually have very clear specifications, and there is a submittal and approval process. There is also a little more confidence that we will get paid in the public sector.” He also said, “It is easy to find jobs [in the public sector], because they are advertised well, but they are also maybe a little more competitive.” He contrasted that with the private sector, saying, “A lot of the private work is not found in the plan room, so [finding private sector work] is based on relationships with the contractors.” [ST#8]
- The Caucasian general manager of a non-certified woman-owned general contracting company said, “In private sector work, there is a lot more room for negotiation and change. Specifications aren’t as rigid. People are always looking for ideas to save money. For us, it’s easier to find work in the public sector, because, for one, we’re union, so we can’t do the work as cheap as non-union companies. [However], I think it is easier to do the work in the private sector, because in the private sector, people are more open to change [and] to cost-cutting ideas.” [WSDOT#33]

- When asked if there was a difference between private sector work and public sector work, representatives of a large, majority-owned concrete company said, “Yes, [one difference is] specifications can be totally different. [On] most public work projects, the owners know [precisely what] the outcome [will be]. [With] private projects, the owner has in mind what the project should look like when finished, but he may not know how to put that into specification form. [Also] with private work, credit is always an issue, but [there is] way less paperwork.” [WSDOT#15]
- When asked if there are differences between working in the public sector versus the private sector, the Asian Pacific American owner of a DBE-certified engineering and specialty construction company said, “In the private sector, you can mobilize faster and get the job done faster. In the public sector, there are so many things you must have just to get started. Most of my scope of work is the same whether I am in the public or private sector. There may be reporting requirements that are different. Profitability is based on performance. There is a problem with design-build projects in the public sector where the [agencies] keep on changing the requirements. This becomes annoying and less profitable. Any public project has a lot of change orders.” [WSDOT#37]

C. Doing Business as a Prime Contractor or as a Subcontractor

Business owners and managers discussed:

- The mix of prime contract and subcontract work (page 19);
- Prime contractors’ decisions to subcontract work (page 21);
- Subcontractors’ preferences to do business with certain prime contractors and avoid others (page 27); and
- Subcontractors’ methods for obtaining work from prime contractors (page 30).

Mix of prime contract and subcontract work. Many firms that the study team interviewed reported that they work as both prime contractors and as subcontractors.

- The president of an engineering industry trade association said that some of his organization’s members do prime contracting work, some do subcontracting work, and some work both as prime contractors and subcontractors, even some of the larger firms. [WSDOT#38]
- The Subcontinent Asian American owner of an MBE- and WBE-certified engineering firm said she tends to be both a prime contractor and a subcontractor on various projects. [PS#1]
- The Black American owner of a DBE-certified construction company said that his firm works as both a prime contractor and a subcontractor. [PS#4]
- The Hispanic owner of an uncertified construction company said that his company does both prime and subcontractor work. He said that 70 percent of the work he performs is as a prime contractor, and 30 percent is as a subcontractor. [PS#7]

The study team interviewed many firms that primarily work as subcontractors but on occasion also work as prime contractors. [For example, WSDOT#3, WSDOT#7, and WSDOT#8] Another example is the Black American owner of a DBE/MBE-certified concrete firm, who reported that the majority of his work comes from subcontracting. He reported that he bids as a prime contractor approximately once per year. He said, “It would be nice to be in control of your destiny.” [ST#1]

Some firms reported that they primarily work as subcontractors because doing so fits the types of work that they typically perform. For example:

- The Subcontinent Asian American male owner of a DBE-certified engineering firm said that his firm does 20 to 30 percent of its work as a prime contractor, but his firm's role is typically a subcontractor. He explained that the type of work that his firm does just lends itself to subcontracting, and he said he is "okay with that." [WSDOT#10]
- The Hispanic American co-owner of a DBE-certified construction company said that his firm's type of work is such that it always works as a subcontractor. [WSDOT#26]
- The female owner of a DBE-certified specialty construction firm said, "I have had a few contracts in which agencies were looking specifically for [the services we provide]. These jobs are done directly as a prime contractor. I haven't had prime contracts on private projects for [those services]." She went on to explain that that situation is not the norm for her company. She said, "Dollar-wise, 90 percent of our work is as a subcontractor." [WSDOT#27]

Some business owners and managers said that they mostly work as subcontractors because they cannot bid on the size and scope of the entire project or find it difficult compete with larger firms for those prime contracts. Examples of comments included:

- The Asian Pacific American female owner of an MBE- and DBE-certified engineering company said, "Most projects are just way too big for me to be a prime, because they involve so many aspects." Later she noted, "I do real specialized areas [of work]." [WSDOT#1]
- When asked why his firm always works as a subcontractor, the Black American owner of an MBE/DBE-certified engineering company said, "[For] most of the projects that are out there, the environment is so competitive, and I can't compete with the large firms." [WSDOT#8]
- The Black American owner of a DBE-certified construction company said that he is usually a subcontractor on public projects and a prime contractor on private projects. He said that this is because public projects tend to be larger than private projects. [PS#4]

A few firm owners said that significant barriers to bidding as a prime contractor were the reason their firms primarily performed as subcontractors. For example:

- The female manager of a Native American-owned, DBE-certified construction company reported, "We [act] as a prime contractor on less than 1 percent of our work. We have not been able to build up resources to be able to bid [on even] smaller jobs as a prime." [WSDOT#32]
- The Asian Pacific American owner of a DBE-certified contracting firm said that the firm works as a general contractor but at the moment is mostly doing subcontract work in public works construction. He explained, "Right now, I don't have the bonding capacity, so we cannot bid as a prime." He also said, "We have had some financial issues because of a couple of bad jobs we have had. We are working on getting our bonding back, but that is why, for the last four years, we have been working as a sub." [ST#9]
- The Black American owner of a DBE-certified trucking and specialty contracting company said, "I have never [worked as a prime contractor]. I don't have the capacity, the money, or the bonding." [WSDOT#36]

Some business owners and managers said that they mostly work as prime contractors and prefer to do so. Examples of those comments include the following:

- The Caucasian female co-owner of a non-certified construction company said the company works as a prime contractor around 90 percent of the time. She said, “We mostly work as a prime because then we have more control.” [WSDOT#28]
- A project manager for a majority-owned general contracting firm said, “We work primarily as a prime. There are very few cases where we have acted as a sub.” [ST#7]
- The Caucasian general manager of a non-certified woman-owned general contracting company reported, “We work probably 90 percent as a prime and 10 percent as a sub. We probably did a lot more subcontracting earlier on in our [history].” She explained that as the firm gained more experience and obtained more capital, it was able to do more work as a prime contractor. [WSDOT#33]
- The Asian Pacific American owner of a non-certified engineering firm said that his firm always works as a prime contractor. He added, “That’s the only way to do it. If you’re part of a team with your competitor, of course they’re not going to treat you nicely. This is business.” [PS#3]

A few business owners said that their work is fairly evenly split between prime contracts and subcontracts. Comments about those experiences included the following:

- In deciding whether her company will be a prime contractor or a subcontractor, the Caucasian female manager for an MBE/DBE/SBA-certified engineering company said, “It depends on the size of the project, what capacity it would take for the project, and whether another firm has a strong relationship with the agency or owner sponsoring the project. If another firm has that kind of relationship, then it would make more sense to join with that firm as a sub for the project. We don’t generally get into joint ventures. Rather, one firm would be the lead, and the other would be a sub.” [WSDOT#9]
- The Subcontinent Asian American president of a DBE/MBE-certified engineering company said that 60 percent of his revenue is a result of subcontracts, and that 40 percent is from his work as a prime contractor. [ST#5]
- According to the four representatives of a large, majority-owned concrete company, “We are set up to manage [a project as a prime contractor], but we prefer to subcontract. That way there isn’t as many resources tied up.” [WSDOT#15]
- The Asian Pacific American owner of a DBE-certified engineering and specialty construction company said that he works as both a prime contractor and a subcontractor. He said, “I work as a prime contractor about 50 to 60 percent of the time. I look at the size of the project. If it is [field work and] more than \$1 million, I can’t bond that.” [WSDOT#37]

Prime contractors’ decisions to subcontract work. The study team asked business owners whether and how they subcontract out work when they are the prime contractor.

Some prime contractors say that they usually perform all of the work or subcontract very little of a project. For example:

- The female manager of a Native American-owned, DBE-certified construction company reported, “We very seldom subcontract out any work, and if we do, the subcontracted work is for a very small amount.” [WSDOT#32]
- The Hispanic American president and co-owner of a MBE/DBE-certified electrical contracting firm said, “We don’t really hire that many subcontractors.” [ST#3]

Many interviewees from companies that use subcontractors indicated that they use the firms with which they have an existing relationship. Both majority-owned and MBE/WBE firms that use subcontractors made such comments. [For example, ST#3 and ST#6.] Other examples of these comments include:

- The Caucasian co-owner of a non-certified WBE construction company said that his firm hires subcontractors in disciplines such as traffic control, saw-cutting, and concrete pumping. He said, when the company chooses subcontractors, “it’s usually a select group of [subcontractors] that [have] worked with [my company] in the past.” His company uses the same subcontractors for both private and public work. He said, “They’re [companies] I can count on.” He went on to say that he does not solicit bids from certified MBE/WBEs. He said, “I don’t solicit them, [but] not because of any other reason [other than] there typically aren’t any in the services that I need.” [WSDOT#17]
- The Native American owner of a DBE-certified electrical contracting firm said that the way he selects subcontractors is by contacting firms that he knows and trusts. He said, “I have been burned by subs just like everybody else has.” [ST#2]
- A Subcontinent Asian American male owner of a DBE-certified engineering firm said, “On projects where we are [the] prime, we’ll have a sub to do [a specific type of work], and there’s only one firm around the area who does [that work].” He explained that his firm tends to use the same subcontractors repeatedly. He said, “We use [subcontractors] that we’ve used in the past that we know [will] do good, quality work.” [WSDOT#10]
- The Hispanic American owner of a DBE-certified engineering firm said that his firm often uses subcontractors. He said that his firm does not specifically look for other certified firms to do subcontracting work for it, and that being qualified to do the work is the important thing. He said his company has relationships with some subcontractors and will continue to use those firms and work with those firms. When a subcontractor has poor leadership, lack of expertise, no quality system, his firm chooses not to continue working with them. He went on to say that his company has a very specialized niche, and few other certified firms are available in that market. [WSDOT#7]
- The Caucasian president of a majority-owned surveying company said that they select subcontractors based on past relationships. [ST#4]
- The Black American owner of a DBE-certified trucking and specialty contracting company said, “[I select subcontractors by] calling other companies that I know. I’ve been in the industry for years. I know who has trucks and who doesn’t. If everybody’s really busy, I’ll go right to the [OMWBE] directory and call companies in [the area where the job is].”

He continued by explaining that the only difference in hiring subcontractors for a private sector job versus public sector job has to do with the certification requirement. He said, “Public jobs that are available generally have a DBE goal and private jobs don’t.” He continued, “[If my company hires a subcontractor on a job], the biggest limiting factor is the distance to the jobsite, because

transportation is one of the highest costs in trucking. The driver makes 40-some dollars an hour, and the cost of a tire alone is \$850, and there are 24 of them [on a truck]. The payment on the truck is \$3,000 to \$6,000 a month, and fuel runs \$400 to \$500 per day.” [WSDOT#36]

- The Asian Pacific American owner of a DBE-certified engineering and specialty construction company said, “I [like to work] with companies [that] I have worked with before. If it’s a new firm, I will do a vendor verification form that my firm uses. My firm is ISO-certified, and I need to make sure the sub can qualify.”

He went on to explain that there are subcontractors that he will not work with. He said this is “because of poor performance.” He went on to say that there are also subcontractors that he uses regularly and has a good relationship with. He said, “I can trust [that those subcontractors] will get the job done. Projects are so competitive. There is little markup for overhead. The team must really be able to get [the job] done.” [WSDOT#37]

- The Caucasian manager of a WBE-certified construction firm said that the firm often has subcontractors working on its projects. He said that the firm finds its subcontractors primarily through past relationships. He said, “It’s kinda nice to work with your friends.” He went on to say that it can be difficult to make sure that the firm that you want to work for you ends up winning the bid, because the construction industry runs off of a low-bid structure. He said, “A lot of times, even with people you know, you can get tangled up in this paperwork nightmare. When you [hire] someone you don’t know, it does make it kind of tough.” [PS#2]
- The Black American owner of a DBE-certified construction company said that, when he is a prime contractor, he often hires subcontractors. He said that he has a list of subcontractors that he has worked with in the past that he contacts when he gets a job. He said that he finds subcontractors solely through past working relationships. [PS#4]
- The Caucasian owner of marine construction firm said that his company usually works on its own but will occasionally hire a subcontractor when it needs additional expertise. He said that when he hires a subcontractor, he gets them through referrals or word of mouth. He said that he tends to work with the same people repeatedly. [PS#10]

Some interviewees said there were subcontractors they would not work with. For example:

- The Native American owner of a DBE-certified electrical contracting firm stated that there are subcontractors that he will not work with, because some have caused him problems in the past. He stated it has a lot to do with bonding. He has experienced subcontractors bailing out on him or not paying vendors. He said, “Then the money has to come out of my pocket.” [ST#2]
- The Black American owner of a DBE/MBE-certified concrete firm reported that there are subcontractors that he will not work with. He stated that he would not work with subcontractors that do not respect minority contractors. He said those subcontractors do exist, and “some of them are union subs.” [ST#1]

Some interviewees described how there are similarities and differences between considering DBEs and considering other firms as subcontractors. Examples of those comments include:

- Representatives of a large, majority-owned concrete company said, “We will hire subcontractors for specialty services. We find [those subcontractors] by sending out a request for quotes to a list that we have of contractors. We have been on projects with MBE/WBE/DBE goals. We [solicit for certified subcontractors by] going to the OMWBE website and look for new contractors. We also maintain a database of contractors [that we have solicited before].”

They went on to explain, “Companies that are MBE or DBE are smaller companies, so it’s harder to get information out of them. The smaller the companies, the harder it is. They are also probably companies that haven’t worked in that arena before, or not as often, so specifications requirements [and] submittal packages are tougher [for them] to get a hold of. They’re not as familiar with safety plans as bigger companies. They do have difficulties filling out paperwork correctly. The timeliness of it and correctness of it [is a problem]. It’s been quite challenging. Especially if there’s a language barrier — that makes it tough to communicate.”

They added that there are subcontractors that their company will not work with. They said, “[We will not work with] companies with past history of inability to perform [the work]. There have been some legal issues with particular companies, or they can’t meet the insurance requirements or bond the work. We have a credit prequalification requirement and a safety requirement [that must be met by potential subcontractors]. This is the same whether the company is an MWDBE or not.” They went on to say, “[We have] groups of subcontractors that we use frequently. For small projects, we may send out solicitations to just a small group [of potential subcontractors].” [WSDOT#15]

- The Subcontinent Asian American president of a DBE/MBE-certified engineering company reported that he does hire DBE/MBE subcontractors when doing work. He noted that lately it has been more frequent. He said that there is no specific reason why he uses DBE/MBE subcontractors but also stated, “MBE/DBE firms tend to be smaller in size, which makes them easier to manage.” He also stated that with DBE firms, “You are more likely to be working with the owner of the firm,” and noted that most DBE subcontractors have worked at mid-size or large firms before, so he considers them to be equal in ability to the employees at large firms. [ST#5]
- When asked if his company solicits bids from MBE/WBE/DBE-certified contractors, the Caucasian general manager of a non-certified woman-owned general contracting company said, “It depends on the project. If there is a large minority goal, then we will actively seek out minority contractors. We have a list of contractors that are minority-owned. We will call contractors that are minority-owned. Occasionally, we will send out a solicitation notice to contractors for larger projects. [This is the same process whether the project is private or public], but we do very, very little private work.”

He went on to say that, in his experience, some of the MBE, WBE, and DBE subcontractors that he has worked with are not as capable. However, he also said that some are very capable. He explained, “If we have an MBE/WBE/DBE subcontractor that we haven’t worked with before, we are very careful that the subcontractor is doing all of the paperwork correctly, and that they have all their ducks in order before they start on the project. But we would do that with any contractor that we haven’t worked with before.” He went on to say that there are subcontractors that his firm will not work with. He said, “Generally it is because they didn’t perform.” He explained that there are also subcontractors that his company works with regularly, because they are easy to work with. He said that there are MBE/WBE/DBE-certified companies in both categories — companies with which his company won’t do business and companies with which it regularly does business. [WSDOT#33]

- When asked if there was any difference between working with a majority-owned firms and DBE/MBE/WBEs, a manager for a majority-owned geosynthetics supply firm stated that, “It is harder to get paid from DBE subcontractors. They seem to be less organized. The smaller companies, from time to time, seem to be more difficult to collect from.” He also said, “We have had some substantial problems getting paid from some subcontractors, and it has typically been when we are working with MBEs.” [ST#8]
- A project manager for a majority-owned general contracting firm stated that his firm solicits DBEs when they have the chance. Often, when working in the private market, clients have certain subcontractors that they have screened before, so they have a limited pool of subcontractors to work with. He said, “[We solicit DBEs], because it is the right thing to do. There are project-specific goals on some projects, but there is also just value in helping small businesses grow. If we help small businesses, we can increase our subcontractor pool.”

He also indicated that it can be different working with DBE/MBE/WBE subcontractors versus majority-owned subcontractors and stated that, “In all walks, there can be good subs and bad subs, and you have to take that with a grain of salt. A lot of times when we are dealing with a DBE, we are working with a business that does not have the background or resources, so sometimes we do have to put forth additional effort to ensure that they can be successful.”

He also said, “Regardless of whether [the subcontractor] is a DBE, MBE, or WBE, there will be some additional time that we will have to spend mentoring those businesses. There are a handful of subs that we have worked for over the past ten years that we have tried to help grow and develop some capabilities.” [ST#7]

- A participant representing a construction company in a trade association meeting described how he chooses a DBE subcontractor. He said, “My basis is two-fold when I am looking at a subcontractor. I need to know that they are responsible enough to do the work. I need to know that I don’t have to overly oversee their work and manage it for them. Obviously, price comes into everything that happens with what we do in the public market. So, to answer your question, if I have a responsive low-bid DBE subcontractor on a non-goal job, of course I will use them.” [AGC#1]
- When asked if the firm ever hires WBEs or MBEs to work as subcontractors on its projects, the Caucasian manager of a WBE-certified construction firm said that the firm will do this when it is required for a public project. He said that the large, private firm that his firm often works for will sometimes require the use of WBEs and MBEs as well. He said, “We had no problem with that. There’s nothing wrong with that at all.” He went on to explain that the large, private firm will often recommend WBEs and MBEs that it feels are qualified for the work. [PS#2]

Some business owners indicated that they based the selection of subcontractors on low-bid or on qualities that gave a team the best opportunity to win a contract. For example, the Caucasian general manager of a non-certified woman-owned general contracting company said that his company selects subcontractors based on low-bid “unless the contractor is clearly not capable of doing the work.” He explained that his firm evaluates the potential subcontractor before the bid is awarded to be sure that it has the capacity and the ability to do the work. [WSDOT#33]

Some owners and managers of MBE/WBE/DBE prime contractors said they seek out other MBE/WBE/DBE firms or small businesses as subcontractors on their projects. For example:

- The Asian Pacific American owner of a DBE-certified engineering firm said that he tries to solicit small businesses or DBEs when he needs to have subconsultants. He said, “I think small businesses are capable of joining together to do work.” [WSDOT#3]
- The Black American owner of a DBE/MBE-certified concrete firm stated that he does hire subcontractors, and that he tries to find qualified minority subcontractors. He said, “I will reach into my community of contractors that I am familiar with.” He went on to say that prime contractors only use minority firms for public work. He solicits minority firms at all times, unless it is a specialized type work, because he feels they are underutilized at all times. [ST#1]
- The Caucasian female manager for an MBE/DBE/SBA-certified engineering company said that her acts as a mentor to other MBEs. She said, “Our company has had MBEs and DBEs that worked for us as subs. We just finished a job in Oregon that had a team of all MBEs, WBEs, or DBEs and we were the prime. Being a small business, it’s always nice to foster other small businesses to grow and help [each other].” [WSDOT#9]
- The Asian Pacific American owner of a DBE-certified contracting firm said, “I would rather give work to a DBE if they were in a certain percentage of the low bid.” [ST#9]
- The Black American owner of a DBE-certified construction company said that, when he hires subcontractors, he often hires DBE-certified subcontractors. He said, “I hire other DBE firms because I am a DBE!” [PS#4]

Most interviewees whose firms work as subcontractors reported that they rarely hire second-tier subcontractors. Most interviewees said that they never or rarely hire second-tier subcontractors when their firm is working as a subcontractor. Interviewees reported that the nature of the work often determines whether a subcontractor hires a second-tier subcontractor, and whether they solicit and hire DBE-certified second-tier subcontractors. Past experiences (good and bad) with subcontractors also influence who they solicit. Comments about using second-tier subcontractors included the following:

- The Black American owner of an MBE/DBE-certified engineering company said, “[When my firm is hired as a subcontractor] it will hire subcontractors for CAD work.” He went on to say that he hires second-tier subcontractors based on past relationships. He continued by explaining that there are certain subcontractors that he will not work with. He said, “The main reason is non-performance.” He went on to say that there are companies that he has worked with multiple times. He said, “[Those companies] get the job done and have good chemistry [with my firm]. [Companies like this] are well respected in the industry and give me the opportunity to showcase my abilities to the larger firms.” [WSDOT#8]
- The Native American owner of a DBE-certified electrical contracting firm stated that, when a contract asks for voice data systems and fire alarm systems, he subs that work out. [ST#2]
- The Native American female co-owner of a non-certified construction company that typically works as a subcontractor said that her firm hires other businesses as subcontractors. She said that she chooses subcontractors that have a good reputation and get the job done in a timely manner. She said, “[It’s important that] we know what we are going to get.” [WSDOT#28]
- The Subcontinent Asian American president of a DBE/MBE-certified engineering company stated, “Prime firms in most contracts require we do the work ourselves and not have subcontractors.”

The same interviewee also said that the process is different for private sector work compared with the public sector. In the private sector, lump sum gidding gives him more flexibility as to how he will manage the project budget. Therefore, it is easier for him to hire subconsultants to do work. For public sector contracts, there is contract language that says he cannot hire subconsultants without prior approval. [ST#5]

- The Asian Pacific American owner of a DBE-certified engineering and specialty construction company hires second-tier subcontractors for specialty jobs. [WSDOT#37]

Subcontractors' preferences to do business with certain prime contractors and avoid others. Many owners and managers of firms that sometimes work as subcontractors indicated that they preferred to work with certain prime contractors.

Interviewees frequently mentioned speed and reliability of payment as the main consider in determining their preference for certain prime contractors and their avoidance of others. Examples of those comments include:

- The Caucasian female vice president of a DBE/WBE-certified rebar installer and supplier firm stated there are prime contractors that she will not work with mainly because they are unreliable in providing consistent and timely payment. [ST#6]
- Representatives of a large, majority-owned concrete company said that it is important for them to work with prime contractors that pay regularly. [WSDOT#15]
- The Black American owner of a DBE/MBE-certified concrete firm stated that an example of a good prime is one that will expedite payments. He said, "Good primes try to be good stewards." He also said that good primes have good staff to help subcontractors, and they treat subcontractors with respect. [ST#1]
- The Caucasian general manager of a non-certified woman-owned general contracting company said that his company has prime contractors that it prefers to work with. He said, "There's comfort in working with a company we have worked for before." He said there are also prime contractors that his company will not work with. He said that this is because of "bad experiences, principally not getting paid." [WSDOT#33]
- The Native American owner of a DBE-certified electrical contracting firm said that there are prime contractors that he will not work with primarily because they do not make consistent and reliable payments to his firm. The other reason he would not work with a prime contractor is if they try to add work to the scope of work and not increase the contract amount. [ST#2]
- The Subcontinent Asian American male owner of a DBE-certified engineering firm said that there were particular prime contractors that his firm likes working for, mainly because of administrative benefits, such as quick payment. He said that those benefits can make a huge difference for small businesses. [WSDOT#10]
- The Hispanic American president and co-owner of a MBE/DBE-certified electrical contracting firm said that there are prime contractors that he prefers to work with because they are reliable with payment. He said, "They don't use your money to keep the payroll going." [ST#3]

In addition to prompt payment for their work, many firm owners and managers said that they preferred prime contractors that are organized and easy to deal with; maintain safe worksites; and treat them fairly. Examples of those comments include the following:

- When asked if there are prime contractors with which his company prefers to work, the Caucasian co-owner of a non-certified WBE construction company said, “There’s some [companies] that [are] just easier to make money with, because [those companies] schedule jobs properly and [are] organized properly. I don’t have to worry about [the job site] not being ready when we go out to work.” [WSDOT#17]
- When asked if his company prefers to work with certain prime contractors, the Hispanic American co-owner of a DBE-certified construction company said, “[Yes, if the prime contractor] understands our business, and understands what I need, and [the prime contractor] knows what it is going to get when it hires us. We like certain companies because [those companies] pay well [and] pay on time.” He also reported that there are some prime contractors with which he refuses to work because those prime contractors do not understand the services provided by his company. [WSDOT#26]
- The female owner of a DBE-certified specialty construction firm said, “There are probably a dozen primes that I would bend over backwards for. First of all, [those companies] are respectful to [our workers]. [Each of] those companies know me, has my best interests at heart. [Those companies] communicate and give me feedback on my bids. [Those companies] pay on time.”

She went on to say, “There are probably a couple of primes [that I would choose not to work with]. I don’t like to pick and choose but some [companies] are not respectful, not as safe, or refuse to pay.” [WSDOT#27]

Some subcontractors said that they had good experiences working with DBE/MBE/WBE prime contractors. Examples of such comments include the following:

- When asked if his company had any experience working with minority- or women-owned prime contractors, the Hispanic American co-owner of a DBE-certified construction company said that they had worked for a lot of 8(a) companies because of military work, and they had also worked for a woman-owned company. He said, “They worked a lot harder than the [companies owned by] men. They were great. They knew what they were doing. It was a good experience.” He said that his firm enjoyed working for certified primes because, “They weren’t as large [and] not as sophisticated [as majority-owned prime contractors]. There’s an ease about them.” He indicated that the certified prime companies he has worked for did not use their certification as an excuse to do lower quality work or just get by. He said, “There was no chip on their shoulder.” [WSDOT#26]
- The Caucasian president of a majority-owned surveying company said that his firm worked for a DBE-certified prime contractor that was a civil engineering firm about 10 years ago. He said, “It was a good experience, and we look forward to doing it again.” [ST#4]
- When asked if her company has worked with any DBE prime contractors, the female owner of a DBE-certified specialty construction firm said, “Yes, I have worked with a couple of DBE prime [contractors]. Although I don’t have empirical data, I’d say that DBE primes are more aware of how difficult it is for DBE firms.” [WSDOT#27]

- The Black American owner of a DBE-certified trucking and specialty contracting company said, “I have worked for a major Hispanic prime. [It] was excellent to work with.” [WSDOT#36]
- When asked if his firm has worked with a prime contractor that is MBE/WBE/DBE-certified, the Asian Pacific American owner of a DBE-certified engineering and specialty construction company replied, “Yes, but the ones that want to work with me normally don’t get the bid.” [WSDOT#37]

One firm that had been a subcontractor to a DBE prime contractor said that the prime contractor had some difficulties with the project. The Asian Pacific American female owner of an MBE- and DBE-certified engineering company said that her firm did some work for a minority-owned prime contractor. Her only comment was that the DBE prime contractor was a small company and had some difficulty with the project because of its size and because of its inexperience as a prime contractor. [WSDOT#1]

A number of business owners and managers said that certain prime contractors had treated them unfairly, and they now avoided them. Several minority and female business owners, or managers of those firms, added that certain prime contractors had listed their firms but not given them any work. For example [ST#1]. Other examples of perceived unfair treatment included the following:

- When asked if his firm has established relationships with some prime contractors that it prefers to work with, the Black American owner of an MBE/DBE-certified engineering company said, “Absolutely. There are prime contractors that have used me strictly for my certification and given me absolutely no work.” [WSDOT#8]
- The Caucasian female manager for an MBE/DBE/SBA-certified engineering company said there are prime consultants that the company prefers to do business with because they follow through on what they promise to do. In contrast, she said that there are prime contractors the company would prefer not to do business with because the prime contractor will ask the company to make an effort to be on the team, and then the company gets no work from the contract. She said, “After a time or two, you learn that lesson, and it’s not worth spending the time and resources.” [WSDOT#9]
- The Hispanic American president and co-owner of a MBE/DBE-certified electrical contracting firm said that he prefers not to work with some contractors because of the way they treat him on the job. He said, “Some contractors are out to screw you right off the bat, and we only work with them once, regardless of how much work they have.” [ST#3]
- When asked if there were prime contractors with which her company preferred to work, the female manager of a Native American-owned, DBE-certified construction company said, “Yes, because we have developed a good relationship with those primes. A good relationship includes getting paid and having a prime [contractor’s] crew that is good to work with by not causing problems for us on the job. Our work is often in the latter stages of a job, and if the earlier work hasn’t been done to be ready for [our] work, that can cause hardships for us.”

She went on to say, “There are primes we won’t work with because we’ve been burned. [There have been] some situations in which a contractor didn’t stand up for us, especially when the design was faulty. That made it difficult for us. [There have been] situations in which a contractor agreed [that] we did the work according to requirements, but, for some reason, the work had to be taken out and re-done. [The prime contractor] doesn’t pay us for the re-do work. Those situations don’t happen very often, but when they do, it really hurts.” [WSDOT#32]

- When asked if there are prime contractors with which he prefers to work, the Black American owner of a DBE-certified specialty contracting company said, “Yes. I have a tendency to receive work from certain contractors. It appears that these contractors [contact me] for one of two reasons. First, because the prime doesn’t have [our skill set] itself, or second, that the prime has determined that I am number one in the [services needed], and [the prime] doesn’t want a second-rate company.”

He went on to say that there are some prime contractors that he will not work with. He said that this is the case if there is “slow pay, or no pay.” He said he will also not work for a prime contractor that only puts his firm on the project team in order to use his DBE status. He said, “Once [the prime contractor] gets the job, they will keep me for a few weeks, and let me go. [The prime contractor] will then either self-perform, or the work will go to [its] friend.” [WSDOT#35]

- When asked if his company preferred certain prime contractors, the Black American owner of a DBE-certified trucking and specialty contracting company said, “I liked [a prime contractor my company worked with a few years ago] because they would spend the three seconds [it takes] to pick up the phone and call us. The communication was there. They did what they said they were going to do. [That prime contractor] would even help me with prompt payment if asked. They were there for [my company]. I can’t think of any other prime that will do that. I’m working with [another prime contractor] that is starting to show promise. They know my financial situation and are willing to work with [it].”

When asked if there are prime contractors with which his company will not work, he said, “It’s hard to say that because when you need the work, you need the work. Many of these primes are all the same. A [prime contractor] will tell me they are going to list me [on a bid], but then they don’t. They don’t include me [in planning or bidding]. They send their attorneys to lobby against DBEs, because they don’t want the program. They take my bids and tell me the number is too high, but they don’t really communicate.” [WSDOT#36]

- The Asian Pacific American owner of a DBE-certified engineering and specialty construction company said that there are prime contractors that his firm will not like to work for. He said, “[Those prime contractors] will take a bid, and then never contact you again. A bid can cost me \$10,000 to \$20,000 or more.” He went on to explain that this cost is not trivial, so when his firm is not taken seriously, it hurts his business. [WSDOT#37]

Subcontractors’ methods for obtaining work from prime contractors. Interviewees who worked as subcontractors had varying methods of marketing to prime contractors.

Some business owners and managers rely on repeat customers and word-of-mouth to obtain work from prime contractors. [For example, ST#9] Examples of such comments include the following:

- The project manager for a WBE- and DBE-certified environmental services firm indicated that the environmental industry goes through cycles and that “there is a lot of competition and some very powerful companies.” She went on to say, “We market ourselves through our experience and word-of-mouth.” [ST#10]
- The Hispanic American co-owner of a DBE-certified construction company said that “Prime contracts keep coming back to me because I provide a great product, and I’m good at what I do.” [WSDOT#26]

- The Black American owner of a DBE/MBE-certified concrete firm stated that he markets his company by making use of good relationships in the industry, which he has formed during his 21 years in business. He said, “You are only as good as your last job.” [ST#1]
- The Hispanic American president and co-owner of a MBE/DBE-certified electrical contracting firm said that being known by contractors “has exposed us to a lot of contractors we don’t know.” He added that they get on projects as a subcontractor as a result of the good relationships that they have fostered in the past. He said, “Contractors trust us and want us to come back.” [ST#3]
- When asked how his firm finds work, a manager for a majority-owned geosynthetics supply firm stated, “We go through plan services to keep up with projects, and a lot of it is word-of-mouth where we get phone calls from guys about projects that they are looking at.” [ST#8]

Similarly, some business owners said that it was very difficult to solicit business from certain prime contractors because those contractors are going to automatically use the subcontractors they already know. Those comments included the following examples:

- The female owner of a DBE-certified specialty construction firm said, “In the private sector, the [prime contractor] usually calls [with a job offer]. I don’t go looking for that work. It’s not advertised anywhere usually. The [prime contractor] pretty much has the companies [it] is going to work with, so there is no reason to go out looking for that kind of work.” [WSDOT#27]
- The Black American owner of a non-certified consulting firm said, “I try to establish some relationships, but [it is] hard to penetrate, very hard to penetrate, especially with the major firms around here.” He went on to say that some prime contractors know his business and his capabilities and will call him with subcontract work. [WSDOT#4]
- A discussion participant reported that he counsels DBE firms to build relationships with prime contractors, but representatives from the DBE firms complain that prime contractors do not hire new subcontractors very often. He said, “The prime contractors consistently use the same firms over and over again. Those DBE firms that are not being engaged now feel that it is the same firms being used over and over again, [and that] they are not expanding their pool of available DBE firms. ‘How am I even going to break the ice, get into the marketplace, if they keep using the same firms, over and over again?’” [DBEP#3]

One subcontractor said that the owner of a contract had a lot of influence in getting him work on a contract. The Black American owner of a DBE/MBE-certified concrete firm said, “It is up to the owner agency to tell the primes what the agency’s wishes are.” He continued, “Some public agencies are better than others at doing this. Prime contractors will do what the owner agencies ask of them if they want to be on the project.” [ST#1]

Some business owners said that they actively market to prime contractors. Those businesses reported that they sometimes identify prime contractors from bidders’ lists, planholders’ lists, at pre-bid or pre-proposal conferences, or through outreach events.

- The Subcontinent Asian American male owner of a certified engineering firm said that his company gets jobs as a subcontractor by introducing itself to potential primes. He said, “The main way to get on a project is to introduce yourself to the different companies and different project managers.” He

went on to say that, once his firm established a reputation, the word spread to other project managers and his firm began getting more calls to bid on work.

The business owner also talked about attending outreach meetings to learn about new projects and to meet primes and project managers. He said, “There [are] a lot of pre-proposal meetings for these large projects. That’s a lot of the reason that we focus on [a particular public agency’s] projects. They’ll advertise [the pre-proposal meeting]. You hear a little spiel from the owner about the project and then [you can] identify the primes and go around and talk to these primes.” The firm owner went on to say, “That’s one thing I like about the DBE goal percentages. It forces the primes to allow different firms to come into their radar.” [WSDOT#10]

- The Asian Pacific American owner of a DBE-certified contracting firm said, “We know when the big projects are coming out, and we will call to see who is bidding.” [ST#9]
- The Caucasian female vice president of a DBE/WBE-certified rebar installer and supplier firm stated that her firm markets to primes by checking the bidders’ list. [ST#6]
- The Caucasian female manager of an MBE/DBE/SBA-certified engineering company said that her firm usually contacts prime contractors to try to participate on their projects as a subcontractor. She said that sometimes this is successful. She said, “We are usually the one to contact the [prime contractor].”

She continued, “Sometimes on large projects, if there are four or five large firms going after the job, [one or more] will contact us about being exclusive to one team. If we agree to that, we are gambling that we will be on the winning team. If that team is not successful, then we don’t get anything out of it.” [WSDOT#9]

- The Native American owner of a DBE-certified electrical contracting firm stated that he markets his firm in an industry publication. He also said, “Most of our marketing is done through the meet and greets and networking events with contractors.” [ST#2]
- Representatives of a large, majority-owned concrete company said, “Most private jobs are not advertised the same way. Generally, [private sector prime contractors or owners] call us. Sometimes they are on Builder’s Exchange Washington.” [WSDOT#15].
- The Subcontinent Asian American president of a DBE/MBE-certified engineering company stated that he meets and identifies primes by attending networking and outreach events. He noted that some private sector firms also have networking events, and he attends those as well. [ST#5]

Some business owners said that they are routinely solicited for bids from prime contractors and do not need to proactively market to them. Examples of those comments include the following:

- The Caucasian co-owner of a non-certified WBE construction company said, “All of our work is bid jobs. We belong to a couple of different plan centers. We don’t really market our jobs too much. A lot of people call us and solicit bids from us, and it’s pretty much a low-bid market.” [WSDOT#17]
- The Asian Pacific American owner of a DBE-certified contracting firm said, “A lot of times the prime will call and ask for a quote if there is a minority goal on the project.” [ST#9]
- Representatives of a large, majority-owned concrete company said, “We get [on jobs as a subcontractor] by responding to RFQs, and there’s the MSRC (Municipal Research and Services Center of Washington), [and] small works rosters. WSDOT sends out bid information and [the]

Internet [has bid information]. We try to get on every small works roster. [Agencies] seem to be gravitating towards [using those rosters]." [WSDOT#15]

D. Keys to Business Success

The study team asked firm owners and managers about barriers to doing business and about keys to business success. Topics that interviewers discussed with business owners and managers included:

- Employees (page 33);
- Equipment (page 37);
- Access to materials (page 38);
- Financing (page 39); and
- Other factors (page 43).

Employees. Business owners and managers shared many comments about the importance of employees.

Many interviewees indicated that high-quality workers are a key to business success. Examples of such comments include the following:

- The Subcontinent Asian American male owner of a DBE-certified engineering firm said that, for a firm to stay competitive now, it needs quality employees. He went on to say, "On the engineering side, [success is] purely the qualifications the firm has — as long as they can show that they retained [employees with] a solid knowledge base." [WSDOT#10]
- The Hispanic American president and co-owner of a MBE/DBE-certified electrical contracting firm commented his firm is growing because he has good-quality employees. He said, "We have tried to not grow too fast. We have really good people working for us." He also noted that in the past his employees would work without pay just to keep the business running. [ST#3]
- When asked what it takes to be competitive in the business, The Caucasian co-owner of a non-certified WBE construction company said, "A good crew [is needed to be competitive]. Our business is all about the people that work for us — the skilled craftsmen." He went on to explain that "being prepared for the work [that is] coming up [and] having the right people and right equipment in place before you start [is critical]." [WSDOT#17]
- The Hispanic American co-owner of a DBE-certified construction company said that the firm's success was in part due to hiring "some really good people." When asked what it takes to compete in the marketplace, he said, "[It takes] guts and trust. You need to trust yourself and your Trust your men. [Trust] that they can perform the work." [WSDOT#26]
- The Hispanic owner of an uncertified construction company said that his company employs four full-time and six part-time employees. He said that he offers insurance benefits and a higher salary than most landscaping companies. He went on to say that his employees do really good work, and that he doesn't have to worry about issues of quality. He said, "My employees are more like partners." [PS#5]

- Many other business owners and managers made similar comments about the importance of quality employees. [For example, WSDOT#27, WSDOT#28]

Some business owners and managers said that it was difficult to find and hire skilled employees. They attributed that difficulty to several factors:

- The Caucasian co-owner of a non-certified WBE construction firm said that getting skilled craftsmen is a challenge for his company. [WSDOT#17]
- When asked whether attracting personnel or expertise was a potential barrier for small businesses, a project manager for a majority-owned general contracting firm stated, “It comes down to money, and it is hard to attract talented people when they do not think they will get paid. I have seen that first-hand with some smaller contractors who have struggled with payroll or we have had to joint check with. They cannot build a crew that has 18 members, because those 18 guys are going to work somewhere where they know they will get paid. Being able to make payroll is critical for getting the most talented people.” [ST#7]
- When asked if getting qualified workers is a barrier, The Caucasian general manager of a non-certified woman-owned general contracting company said, “Yes. Since [the company] is union, the union workforce is aging and [the union] has difficulty finding qualified people.” [WSDOT#33]
- When asked about finding qualified personnel or labor to be a barrier, the Caucasian manager of a WBE-certified construction firm said that, because many of his projects are at locations with high levels of security, he often has trouble finding workers who can pass the various security clearances. He said, “We’ve got a really good crew. We’ve got people who have been with us for 15 to 20 years. When we go to hire, we have to wade through a lot of people, and it’s mostly due to the environment we work in. We’ve made a specialty of working in secured or occupied spaces, and there’s all kinds of clearances [that are required]. You can find qualified people, but then they don’t necessarily meet the [security requirements of the job].” [PS#2]
- When asked about finding qualified personnel being a barrier, the Caucasian co-owner of a DBE-certified engineering firm said that his company struggles to get top applicants for positions at his firm. He said that, during the economic downturn, this was less of an issue for his business because not many companies were hiring, and his business was able to attract top applicants. As the marketplace has improved, his business is struggling to compete with the larger engineering firms for the most qualified personnel. [PS#9]
- When asked if experience and expertise are barriers to working with public agencies, the Black American owner of an MBE/DBE-certified engineering company said, “Yes. We submit our SOQ and try to be as broad as we can with the folks we are looking to bring on. Sometimes I feel that we don’t have that right person. We try to anticipate what [work] is coming up and who we are going to need for that [work]. But if we haven’t done a good enough job at anticipating, there will be work out there that we just doesn’t have the [people] to fit.” [WSDOT#8]

Some interviewees reported no barriers related to getting qualified personnel. Examples of those comments included the following:

- The Caucasian female vice president of a DBE/WBE-certified rebar installer and supplier firm stated that she has not had a problem with getting personnel and labor. [ST#6]

- When asked whether attracting experience or expertise could be a barrier for small businesses, the project manager for a WBE- and DBE-certified environmental services firm stated, “Not in this industry. I think in this industry, there is a surplus of people.” [ST#10]
- The Black American owner of a DBE-certified trucking and specialty contracting company said, “[Finding personnel] actually boils down to personality and charm. I’ve always been able to find educated, smart people.” [WSDOT#36]
- The Hispanic American president and co-owner of an MBE/DBE-certified electrical contracting firm said that they do not have a problem finding people to work for the company. [ST#3]

Some business owners commented on what they saw as a declining quality of workers. For example, the Black American owner of a DBE-certified specialty contracting company said, “Finding quality workers is a problem for every [company]. Everybody wants a job but no one wants to work.” [WSDOT#35]

Some owners and managers said that being union employers helped them find workers. [For example, ST#9] Another example is the Caucasian co-owner of a non-certified WBE construction company who said that his company is union, and that finding qualified employees is not a barrier. [WSDOT#17]

Some business owners and managers said that they preferred to have control over employee hiring, or have had negative experiences with unions, and did not want to be union employers. For example, Interviewees WSDOT#27 and WSDOT#35 said that they preferred to not be union employers. Another example is the Black American owner of a DBE-certified construction company who said that he feels that the employees that he gets from unions are generally unqualified. He said, “The challenge that I have with unions is the quality of people that you get out of the union.” He went on to say, “I really don’t understand the union, because if you want me, as a contractor, to be a member of the union, then send me good help. Don’t send me somebody that’s going to mess my name up and mess up the project because they have been trained by the union.” He went on to explain that he thinks the union needs to be more vigilant in training their workers well. He said, “[The union sends] people here who don’t know what they’re doing. If I’m lucky, I’ll get somebody who does know what they’re doing.” He said, “I pay the union dues for unskilled labor.” [PS#4]

Other business owners do hire union workers but state that it is more difficult to work with them.

- The Native American owner of a DBE-certified electrical contracting firm stated that he hires out of the union hall. He commented, “Getting workers out of the union hall makes it difficult to cultivate good field workers.” However, he also stated he has no problem working with unions. [ST#2]
- The Black American owner of a DBE/MBE-certified concrete firm is a union contractor. He stated that unions are “good for employees and not so good for the owner.” He elaborated, saying that unions create an additional cost to operate the business. He noted that prompt payment is important for meeting financial obligations and paying employees. He said that it is also crucial due to the difficulty in securing bank financing. On occasion, he has been able to work out payment arrangements with the unions. He noted that due to the cost, fewer minority contractors are union contractors. [ST#1]
- The Black American founder of a construction industry trade association indicated that unions discriminate against Black Americans working in the local construction industry and prevent them

from working. He said, “The unions are our main problem here. They get blacks into their halls and they take their money, but they don’t give them jobs. They skip over them. They don’t send them out to work. That’s why you don’t see any black faces on these construction sites.” [WSDOT#39]

Some firm owners and managers indicated that hiring and retaining employees was more difficult for small businesses than for larger companies. For example:

- When asked about whether obtaining personnel was a barrier, the Subcontinent Asian American male owner of a DBE-certified engineering firm said, “The key [to retaining employees] is maintaining a good backlog and a good project base, because if you don’t have a lot of work out there, employees get kind of nervous about job security. Then, if they see job openings out there, they [may] move to get more stable.”

He also said that a larger firm may have an advantage in attracting good personnel, because the employees might have a sense of more job security. In practice, he said that the larger firms are quick to just cut employees loose if they are not billable. [WSDOT#10]

- When asked if finding personnel is a barrier, the Caucasian female manager for an MBE/DBE/SBA-certified engineering company said, “Yes, finding qualified engineers is a challenge on a compensation level. We can’t afford to pay what the larger firms pay. It takes different people to go into a smaller company [rather than a larger firm]. We don’t generally get involved in the large bridges, so if that’s what someone wants, they need to go to the larger firms.” [WSDOT#9]
- The female manager of a Native American-owned, DBE-certified construction company said, “It’s hard to find trained workers. We cannot afford to hire a project manager. There’s just no way. Our pricing doesn’t allow for that.” [WSDOT#32]
- The Black American owner of a MBE/DBE-certified engineering company explained that one of the issues that his company has as a small consulting firm is that it will hire an engineer to fulfill a specific contract. If the project gets delayed, that engineer may not be available, because he or she was planning to do the work earlier. [WSDOT#8]
- The Asian Pacific American owner of a DBE-certified engineering company reported, “Attracting personnel could be called a barrier because larger firms are able to give larger financial incentives for personnel than small businesses. I don’t know if this is a barrier or just a competitive thing.” [WSDOT#3]
- The Asian Pacific American female owner of an MBE- and DBE-certified engineering company said, “It’s really hard to hire people. When the economy was great, in [the] early 2000s, we wish we could have grown because we had projects, and we could have hired people. No one would even respond [to our advertisements], because all the big firms were hiring too, and the [job applicants] would rather go with the big firms. Small firms had great difficulties. When the recession hit, a lot of people were laid off, [and it was] easier for small firms to get applicants. It is hard to hire and compete against big firms.” [WSDOT#1]
- The Black American owner of a non-certified consulting firm said that because he has found it hard to obtain a loan to help him meet his payroll, finding and keeping qualified personnel is a barrier to his business. He said, “I don’t want to hire someone that I can’t pay.” [WSDOT#4]

Equipment. Some businesses, especially in construction, require a substantial amount of equipment to perform their work. Some own their equipment and some rent equipment.

Some businesses reported that they own certain equipment and then rent larger pieces of equipment that they may need infrequently. For example:

- The Black American owner of a DBE-certified trucking and specialty contracting company reported, “I lease excavating and loading equipment I need on a per-job basis. I own some trucks. I do a lot of trade-out with other DBE companies.” [WSDOT#36]

Other interviewees said that they own all their equipment. For example, the Native American female co-owner of a non-certified construction company said, “We do enough business that we have purchased our own equipment. Now we don’t have to rent equipment, and the work is more profitable.” [WSDOT#28]

Some interviewees stated that acquiring needed equipment is not a barrier. [For example, ST#2, ST#8, ST#10, WSDOT#27, WSDOT#33, and WSDOT#35] Another example is The Asian Pacific American owner of a DBE-certified contracting firm, who said, “We are union, so we have not had any difficulty getting equipment or labor. The unions supply the equipment or labor that we need for each job.” [ST#9]

Some companies, especially certain types of engineering firms, indicated that equipment is not a barrier because they require little equipment for their lines of work. [For example, ST#5, and PS#3] Other examples include:

- The Asian Pacific American female owner of an MBE- and DBE-certified engineering company said that obtaining equipment is not a barrier to success “because we don’t do surveying. Most of our equipment is just computers.” [WSDOT#1]
- The Black American owner of an MBE/DBE-certified engineering company said, “[My business] isn’t very equipment based. I just go down and buy what I need, although licenses for software can be a bit expensive.” [WSDOT#8]

However, some business owners reported that obtaining expensive equipment is a barrier. They reported that they did not have the cash to purchase the equipment outright and that financing can be a barrier. For example:

- The female owner of a DBE-certified construction company said that the barriers associated with obtaining equipment for small businesses are all related to financing. [WSDOT#40]
- The Black American owner of a DBE/MBE-certified concrete firm stated that minority-owned firms typically have to rent or lease equipment due to maintenance and other associated costs. He said, “There is not enough [manpower] to maintain owned equipment, therefore the costs are higher.” [ST#1]
- The Hispanic American co-owner of a DBE-certified construction company said that the company rents most of its equipment. He added, “It was difficult to get a line of credit with the rental companies. So, our plan was, once we do make some money, we can buy one fork lift so we don’t always have to rely on the rental company. So [that is what happened]. We still own our first fork lift. It’s falling apart, but [it is] just used here.” [WSDOT#26]

- A project manager for a majority-owned general contracting firm said, “[Finding equipment] can be challenging depending on the financial strength of a firm. We have worked with some small businesses where we have had to pay for the concrete supplier, for example. If a supplier wants some security that they will get paid, we will write a joint check [with a subcontractor].” [ST#7]
- When asked if obtaining equipment is a barrier, the Black American owner of a non-certified consulting firm said, “Yes, it is a barrier sometimes, especially the pricey [items like] measuring equipment [and] generators. [As owner of the company I] put up my own personal money to get it.” [WSDOT#4]
- When asked if obtaining equipment is a barrier, the Black American owner of a DBE-certified trucking and specialty contracting company said, “This has become a barrier because of financing.” [WSDOT#36]
- When asked about equipment being a barrier, the Hispanic owner of an uncertified construction company said that if his company had a line of credit, he could get needed equipment. [PS#7]

Access to materials. As with other potential barriers, interviewees reported a range of experiences with access to materials.

Some business owners and managers said that their ability to obtain credit or having sufficient cash on hand were factors in accessing materials and supplies, especially if they were not receiving timely payment from customers or prime contractors. For example:

- When asked if obtaining inventory or supplies is a barrier, the Black American owner of a DBE-certified trucking and specialty contracting company said, “Yes, it takes credit.” [WSDOT#36]
- The Caucasian vice president of a Hispanic American-owned MBE/DBE-certified electrical contracting firm commented that they have no problem obtaining materials and supplies, specifically because they have good credit. He said, “If you have good credit, you can get whatever you want.” [ST#3]
- The female manager of a Native American-owned, DBE-certified construction company stated, “Getting inventory and supplies is a problem for small businesses, especially if the prompt payment law is not followed.” She added that she did not see a difference for minority-owned businesses in obtaining supplies beyond size of business. [WSDOT#32]
- The Caucasian female vice president of a DBE/WBE-certified rebar installer and supplier firm stated that she thinks that in the past there was a barrier getting inventory and supplies. She said, “Now we have proven ourselves and can get a line of credit with all of our suppliers.” [ST#6]
- Regarding obtaining inventory or supplies, the Black American owner of a non-certified consulting firm said, “[This is] not a barrier yet. We have a private equity company that helps with that. But across the board it can be a barrier [to some other small firms].” [WSDOT#4]

In general, minority and female business owners did not report instances of racial or gender discrimination by suppliers. Anecdotal evidence of disadvantages for minority- and women-owned business in obtaining materials and supplies in many cases related to the size, credit, and capitalization of those firms.

Some interviewees discussed small businesses being charged more for supplies. For example:

- A project manager for a majority-owned general contracting firm said, “I have seen instances where small businesses have gotten commodity pricing that is a little higher than we would buy, but I think that has to do with the quantity that we are buying versus what a small business is buying.” [ST#7]
- The Black American owner of a DBE/MBE-certified concrete firm reported that he has had experience with distributors charging him more for supplies. There have been occasions where his price is the same as the larger majority prime contractors. He expects to get the same price as prime contractors, but it does not happen all the time. He also reported that prime contractors could get the volume price break. [ST#1]

Interviewees also mentioned the variability of materials prices as a barrier. For example, the Caucasian general manager of a non-certified woman-owned general contracting company reported, “It’s more difficult now than it has been in the past. There are so many fluctuations in pricing right now. [Suppliers] will not hold the price very long anymore.” [WSDOT#33]

Obtaining inventory or other materials or supplies was not seen as a barrier to success by several interviewees. [For example, ST#2, ST#8, ST#10, WSDOT#1, WSDOT#15, WSDOT#35, and PS#6]

Financing. As with other issues, interviewees’ perceptions of financing as a barrier depended on their experiences. To some it was a barrier, and to others it was not.

Many firm owners reported that obtaining financing was important in establishing and growing their businesses (including financing for working capital and for equipment), and surviving poor market conditions. For example:

- The Asian Pacific American owner of a DBE-certified engineering firm said that having a line of credit was important to his company remaining in business. He said, “When we needed to have money to keep going because of no pay or slow pay, we had a line of credit. We just renewed it this year. In the last two years or so, we had to write off more than \$100,000 in bad debt because clients went bankrupt, and we did not get paid for work completed.” He went on to say, “If it weren’t for the line of credit and personal financing, I think we would have had to close the doors.” [WSDOT#3]
- The Asian Pacific American owner of a DBE-certified contracting firm stated, “[Obtaining financing] is definitely a potential barrier. In construction, you have to have a fair amount of money to start, and it can be hard to get a start-up loan and get into public works. I think that it is generational. If you were around 50 years ago, then you have more money and capacity than a start-up, so you can get the work. If you are a DBE, 50 years ago you were not getting jobs, and that is why 90 percent of the [construction] firms now are white, male-owned firms.” [ST#9]
- The Hispanic American co-owner of a DBE-certified construction company said that it is difficult to obtain appropriate funding because of smaller levels of cash flow. He said, “Luckily, my company has a good bank who we are still with, and they loaned us some more money.” [WSDOT#26]
- The vice president of a small DBE-certified construction firm wrote that their bank froze their company’s line of credit in July 2011, and that banks are not loaning to small businesses. She said, “We have contacted over a dozen banks and financing companies since last November and still cannot find one that is willing to help us stay in business.” She said that, as a result, “The bigger DBE contractors are taking over the projects, because they have the money to do so. They are growing

exponentially! Meanwhile, the smaller DBE businesses are going bankrupt or calling it quits.” She urged the state to focus its assistance on small DBEs. [WT#6]

Some firm owners and managers reported that obtaining financing was not a barrier, and some said that it was. Differences in answers were in part attributable to whether firms were construction or engineering companies, and whether the businesses were well-established. For example:

- The Hispanic American owner of a DBE-certified engineering firm said that obtaining financing was not a barrier for his firm. However, he said that it is different when a company is growing. He said “[A company] has to establish a relationship with a financial group so that, when they gets there, the [financial group] will help them.” [WSDOT#7]
- The Subcontinent Asian American president of a DBE/MBE-certified engineering company said that he has not experienced barriers related to obtaining financing. [ST#5]
- The Asian Pacific American owner of a DBE-certified engineering company reported that he has not had any problems getting a line of credit, but acknowledged that if he “had to borrow a half million dollars, [he] probably couldn’t because [he] doesn’t have enough collateral for that.” [WSDOT#3].
- A project manager for a majority-owned general contracting firm stated, “I have heard that for some subcontractor, financing can be an issue, and it definitely is for small businesses. I believe that it has to do with the strength of your firm, not whether you are [a] minority- or woman-owned firm.” [ST#7]
- The Asian Pacific American female owner of an MBE- and DBE-certified engineering company said, “We have not had problems with financing. Our balance sheet is strong. I can see where a brand new firm would find getting financing almost impossible.” [WSDOT#1]
- A manager for a majority-owned geosynthetics supply firm indicated that obtaining financing could be a market barrier for small businesses but stated that, “For all I know, [obtaining financing] is easier for MBEs and WBEs because of all of the DBE programs.” [ST#8]
- The Black American owner of a DBE/MBE-certified concrete firm said that financing seems very difficult to get. He stated that it is much harder for minority- and woman-owned businesses. [ST#1]
- The Caucasian manager of a WBE-certified construction firm said that obtaining financing has become more difficult since the economic downturn. [PS#2]
- The Asian Pacific American owner of a non-certified engineering firm said, “We never went for financing. And the reason is very simple. The banks will lend you money if you have money. If you don’t have money, they won’t lend it to you. If I have the money, why should I go to the bank to get a loan?” [PS#3]
- When asked about obtaining financing being a barrier, the Black American owner of a DBE-certified construction company said that obtaining necessary financing was not a problem for him. [PS#4]
- The Caucasian co-owner of a DBE-certified engineering firm said that he feels that his company has had significant issues obtaining financing. He explained that a large private bank cancelled their line of credit and turned it into a loan. He said, “Now we have a line of credit with a small bank in our building.” He said that he did not believe this was racial discrimination. [PS#9]

- When asked about obtaining financing being a barrier, the Caucasian owner of a marine construction firm said that obtaining financing can be difficult for a small business that is trying to get started. [PS#10]
- Some of the other owners and managers of minority- and women-owned construction and engineering firms indicated that obtaining financing is not a barrier. [For example, # WSDOT9, WSDOT#10, and WSDOT#35]

Some interviewees said that they had difficulty obtaining financing when starting their companies, but that financing was no longer a barrier for them. For example:

- The Caucasian co-owner of a non-certified WBE construction company reported that financing was a barrier when he and his wife first started their firm. He said, “It was challenging in the early days.” He said that his company, which is now more than 10 years old, has a good relationship with a bank, and that he is comfortable with his financing now. [WSDOT#17]
- The Hispanic American president and co-owner of an MBE/DBE-certified electrical contracting firm stated that, in the beginning, financing was difficult to get. He said, “The banks won’t lend you money if you don’t have money. As a Hispanic, [I] had no money. Every time we made money I paid for everything, and I saved money. What you put in is what you get out of it. Over the years, I developed good credit and can get bonding. It took 20 years.” [ST#3]

A number of business owners and managers said that obtaining financing continued to be a barrier for their companies. For example:

- The female owner of a DBE-certified construction company reported that she has significant personal assets, including her house, but banks will not loan her money. She said, “Therefore, I’m completely reliant on general contractors to pay me right, and to pay me on time.” She went on to say that obtaining financing is a huge barrier for small businesses. She said, “Even if my credit wasn’t trashed, I still wouldn’t be able to get a loan because construction’s risky, because start-ups are risky, and [because] the real estate market has declined.” [WSDOT#40]
- The Black American owner of a DBE/MBE-certified concrete firm stated that financing is hard to get, and the market is very competitive. He said, “Out of state firms are entering the local market. Competition has lowered price, which makes it difficult to do business and stay competitive. With insurance, taxes, etc., it does not leave much of a margin.” He added, “Banks will not give a line of credit. [They] are not interested in construction companies.” [ST#1]
- The female owner of a DBE-certified specialty construction firm said that obtaining can be a barrier for small businesses. She said, “Depending on where the company is financially, financing is unattainable for one reason or another. If [the company] is able to attain it, it’s very expensive, especially if [the company] really needs it.” [WSDOT#27]
- According to the female manager of a Native American-owned, DBE-certified construction company, obtaining financing can be a major problem for small businesses. She said, “It doesn’t matter if your [company] is a minority-certified company or not. As a small business, banks are not loaning to [your company] if [it] does not [already] have money. I’ve been working on [getting financing] since last July.” [WSDOT#32]

- When asked if obtaining financing is a barrier, the Caucasian general manager of a non-certified woman-owned general contracting company said, “Yes, it has been. It’s all market driven, it seems.” [WSDOT#33]
- When asked if obtaining financing is a barrier, the Black American owner of a DBE-certified trucking and specialty contracting company said, “Yes, for everyone. [My company has been] denied.” He went on to say that he believes that this is indirect discrimination against DBE-certified businesses. He explained, “If [small DBE firms] don’t get work and are underutilized year after year after year and can’t be consistent with sales, how are the banks going to be paid back?” [WSDOT#36]
- When asked about obtaining financing being a barrier, the owner of a certified Black American-owned construction company said that obtaining credit is very difficult. He said that he has tried to get needed financing from local banks to grow his business but has been continuously turned down. He said, “We have no lines of credit.” [PS#6]
- When asked about obtaining financing being a barrier, the Hispanic owner of an uncertified construction company said that his personal credit was compromised when he was struggling to keep the company open in the economic downturn. He said that because of his poor credit score, he cannot apply for loans. He said that as business is improving, he is “starting to come out of the hole.” [PS#7]

Some business owners explained the connection between personal assets and the ability to obtain financing. For example:

- The Black American owner of a non-certified consulting firm said “[Obtaining financing is] a big [barrier]. Banks are very reluctant. They think [that small business] is [a] big risk for them, even though we may demonstrate to them what we are capable of doing. Also, with a lot of real estate underwater, it’s hard even [for the business owner] to use [his or her] personal home as equity to obtain a loan. The only equity that a small company can have is the power of its [personnel’s] knowledge and experience, but banks don’t consider that as collateral.” [WSDOT#4]
- The Black American owner of an MBE/DBE-certified engineering company said, “I have been lucky in that I haven’t had to try to find financing. When I opened the business, I had a term loan through [a private bank]. Fortunately, before the ‘crash,’ I changed that to a line of credit on my house. I had my financing in place before the crash. I have been able to use [that] line of credit as I have needed to. It hasn’t been that big of a problem for me. I know other folks in the industry for which this is a huge problem, because if your company didn’t have [its] financing lined up before the crash, [it] couldn’t get it afterwards.” [WSDOT#8]

Some minority and female business owners reported no instances of discrimination in obtaining financing. Many business owners indicated that it was difficult for small businesses to obtain financing, and that the ability to access business loans was affected by personal wealth.

However, some minority and female business owners indicated that race- and gender- discrimination affects financing. For example:

- A discussion participant at an association meeting said, “Certainly, access to capital, bonding, and insurance is something that everybody in the industry is struggling with now, but definitely

research has shown on a national level that minorities in particular are discriminated against often times more so than white business owners in obtaining financing.” [DBEP#1]

- The Black American owner of a DBE-certified specialty contracting company reported discrimination in financial markets. He said that he has seen minorities who have needed a loan get turned down, but non-minorities in the same financial situation will get approved. He said, “I ran into this with my first company when my financial position wasn’t as strong. I saw this and worked hard to get my financial position in order and have had no problem getting financing since.” [WSDOT#35]
- The Black American owner of a DBE-certified trucking and specialty contracting company said that discrimination affects companies, which then affects their ability to obtain financing. He said, “If the company doesn’t have work and can’t keep money in the bank, [it] loses [its] credit rating.” He said that the result is that generally, that company cannot get the financing that it needs. [WSDOT#36]
- The Black American owner of a non-certified consulting firm said, “It’s also hard to get lenders to loan money to small businesses. [It’s] a real problem. Loan companies are less likely to approve loans to small minority companies, even more so now than before [the economic downturn].” [WSDOT#4]
- The Native American owner of a DBE-certified construction company wrote about the forms of discrimination he has experienced as a business owner. He said, “Many businesses are often turned down for credit or have difficulty obtaining lines of credit.” He indicated that he has no direct ability to prove that his difficulties were tied to his status as a minority. He said, “I firmly believe that as [a] minority, I have had to work harder to prove I am capable of performing the work in order to obtain necessary credit.” [WT#5]

Other firms said they weren’t sure if they had faced discrimination in obtaining financing. For example, the Native American owner of a DBE-certified electrical contracting firm commented that finance discrimination is to connect to race- or gender-related discrimination, because “we would never know.” [ST#2]

Other factors. In addition to the factors identified above, many business owners brought up reasons for business success that relate to the overall management and reputation of the firm.

A few business owners specifically mentioned the importance of a good reputation and strong relationships with customers and other firms as factors that are essential for continued success.

Examples included:

- When asked what it takes to be competitive in today’s marketplace, the Asian Pacific American female owner of an MBE- and DBE-certified engineering company said, “It’s all about relationships. To try and unseat [a company with an established relationship with the prime contractor] off an engineering job is nearly impossible, so you have to keep the clients you have.” She went on to say, “Most of our work is for repeat clients, because we do good work. We get invited to be on the team again.” [WSDOT#1]
- The Native American female co-owner of a non-certified construction company reported, “We have built a good reputation and can perform the work cost-effectively. The key is to clean up the [demolition] space, not just how fast it can be torn down. We have a good system for separating the demolished materials and using our machines effectively.” [WSDOT#28]

When asked what it takes to be competitive in the current market, the Native American female co-owner of a non-certified construction firm said, “We provide great customer service. We get repeat business and good referrals.” [WSDOT#28]

- The Caucasian general manager of a non-certified woman-owned general contracting company said, “[To be competitive, a company must have] diverse business lines, be innovative, and have a good reputation. Good relationships [are important too.]” [WSDOT#33]

Related factors — discipline, perseverance, and attention to detail — were also mentioned by firm owners as keys to success. Examples of those comments include:

- The Hispanic American co-owner of a DBE-certified construction company spoke about what it takes to compete in the marketplace. He said, “It takes discipline to not spend your money, to live within your means, and know that you won’t have constant cash flow.” He went on to say, “If you can get [your company] prepared, and go to a general contractor who’s a global contractor, and say ‘Here’s my [company’s] safety plan. Here’s my [company’s] work plan. This is what [my company is] going to do for you,’ it shows the prime that you are willing to step up to their court.” [WSDOT#26]
- The Native American owner of a DBE-certified electrical contracting firm attention to detail is key to business success. He said, “I think there is a lot of opportunity for capable contractors or DBEs that are capable prime or subcontractors. You have to know your stuff. You can’t depend on anybody else to do your stuff for you. You have to know the back office, your schedule, your product, be technically sound, and read and understand your contract.” [ST#2]
- The Caucasian female manager for an MBE/DBE/SBA certified engineering company said to be competitive and to survive in this market “takes perseverance and dedication.” [WSDOT#9]

E. Potential Barriers to Doing Business with Public Agencies

The study team asked interviewees about potential barriers to doing work for public agencies, including work with the Port. Topics included:

- Learning about work and marketing (page 45);
- Bonding requirements and obtaining bonds (page 47);
- Insurance requirements and obtaining insurance (page 51);
- Prevailing wage requirements (page 53);
- Licenses and permits (page 54);
- Other unnecessarily restrictive contract specifications (page 55);
- Bidding processes (page 56);
- Non-price factors public agencies or others use to make contract awards (page 58);
- Timely payment by the customer or prime (page 59);
- Taxes (page 64); and
- Experience with Port processes (page 64).

Learning about work and marketing. Interviewees discussed opportunities for firm owners and managers to identify public sector work and other contract opportunities, and to market themselves in the in-depth anecdotal interviews.

Many business owners and managers reported that it is easy to market in general and, specifically, to learn about public sector work. [For example, WSDOT#15 and WSDOT#40] Examples of those comments included the following:

- When asked if learning of public jobs was a barrier, the Hispanic American co-owner of a DBE-certified construction company said, “Public jobs we hear about much sooner [than private jobs]. We know that there’s always a notice that comes out. The private jobs happen a lot quicker than that with not as much notice.” [WSDOT#26]
- The Caucasian vice president of a Hispanic American-owned MBE/DBE-certified electrical contracting firm stated his firm has no problem learning about work. They have registered on agency rosters, read industry periodicals, and get calls from prime contractors they have good relationships with. [ST#3]
- According to the representatives of a large, majority-owned concrete company, it is easier to find out about jobs from some agencies than from others. For example, they identified WSDOT as easy to find out about work, but said, “Some agencies advertise in [their] local paper only. City of Seattle and transit [agencies] advertises only on [their] own websites.” [WSDOT#15]
- The Asian Pacific American owner of a DBE-certified contracting firm stated the firm has no problem learning about work. He said, “We are registered on agency rosters, read industry periodicals, and get calls from prime contractors that we have good relationships with.” [ST#9]
- The Caucasian female manager for an MBE/DBE/SBA-certified engineering company has not found finding out about potential work to be a problem. She said, “[Our company] is pretty connected in the market and knows what projects are coming out in the future. We know the ‘big boys’ and if [one] will bring [our firm] on [its] team, [our company] will go after the job.” [WSDOT#9]
- Representatives of a large, majority-owned concrete company explained, “For projects in [this] division, we pursue them through Builder’s Exchange, and the Daily Journal of Commerce.” [WSDOT#15]
- The female manager of a Native American-owned, DBE-certified construction company explained, “We seek work by using websites and plan centers that advertise the bids. We present our proposals on to primes that are bidding the jobs. We identify the bidders from the planholders’ lists at the plan centers. There are three or four on-line plan centers we go to, and [there is] a local plan center. The job starts off calling every one of those planholders to ask [each one] if they will be bidding as a prime. That way, we know [which prime contractors] to send our proposals to.” [WSDOT#32]
- When asked if learning about available work is a barrier, the Caucasian general manager of a non-certified woman-owned general contracting company said, “No, I don’t think so. We find out about upcoming projects by public bid notices, because we do mostly public work. Generally, the prime contractors that call us know us because of our reputation. We have working relationships with [those contractors] from work done in the past.” [WSDOT#33]

- A manager for a majority-owned geosynthetics supply firm said, “Aren’t there agencies set up to help [small businesses learn about bid opportunities]? I would think that if those [small firms] were aware of those programs then it would actually be an advantage to those businesses.” [ST#8]
- The Black American owner of a DBE-certified trucking and specialty contracting company said, “[My company markets to prime contractors] by being on the Internet constantly, going to the state websites, Blue Book, and some eBid systems. It is not a barrier.” [WSDOT#36]
- When asked how she finds new projects, the female owner of a DBE-certified specialty construction firm said, “I look through the Daily Journal of Commerce. As a DBE firm, we are allowed to use the subscription at no cost, and that is phenomenal. Also, anyone can access the Builders Exchange of Washington for a listing of projects. Through those two [resources], I identify projects that have been advertised. I contact [each] planholder to find out if they are going to bid and if they are, [I find out if] they are union or non-union. If they are non-union, I ask if they are looking for estimates. If they are, I put them on the list and send them our best estimate. But, the response usually isn’t that good. I get calls from previous customers, and I contact previous customers to see if they are going to bid.” [WSDOT#27]
- The Black American owner of a DBE-certified specialty contracting company reported, “I use the Daily Journal of Commerce, and we bid every job that is in it [that might be appropriate to the services we offer]. Our success rate is probably around 1 percent.” He said that sometimes a prime contractor will e-mail or fax him a job description. [WSDOT#35]

Some small business owners said that it was more difficult for smaller firms to market and identify contract opportunities. For example:

- The Asian Pacific American owner of a DBE-certified engineering firm said, “One barrier is not having sufficient staff to find the work. We’re competing with firms that have one, maybe two full-time marketers who are devoted to looking for work. Firms with such marketers are able to submit on more jobs. I sometimes find out about projects too late to respond to, and the more projects I propose on, the more work the firm is likely to have.” [WSDOT#3]
- The project manager for a WBE- and DBE-certified environmental services firm indicated that learning about work, “can be really expensive because of all the subscription fees. It can be expensive to use Onvia and some of the other sites.” [ST#10]
- When asked if learning about work is a barrier, the Asian Pacific American female owner of an MBE- and DBE-certified engineering company said, “It’s extremely hard for a firm just starting out. It’s all about relationships and relevant experience. I don’t know how you would do it right now.” She continued, “For small firms, you’re so busy trying to get your work done that it’s hard to spend time marketing. We don’t spend much time doing marketing. We don’t have time to do that. We have a marketing assistant, but mostly she puts materials together to respond to requests, not marketing to new clients.”

She went on to say that her firm is on city rosters, and they get invited to bid against just a few other small firms or just directly awarded some jobs through that program. She added, “We get work [as a subconsultant] through the relationships [of our personnel with other firms] and sometimes cold calling. We also [commit personnel to] attend pre-proposal meetings.” [WSDOT#1]

- The Black American owner of a non-certified consulting firm said, “This is a big challenge. One strategy in my plan is to reach out to find people who can help in that area. Small companies need to know who, within the public agencies, to go to and find out about work.” [WSDOT#4]
- The Black American owner of an MBE/DBE-certified engineering company said, “My marketing is typically relationship based. I try to anticipate what’s coming down the line, looking at [agency capital improvement programs], discussions with people in the agencies, and spending time with my larger clients. We work at trying to get on teams that are going after some projects.”
He went on to say, “[To get jobs as a subcontractor] I try to identify projects early, and identify who, within that large [prime contractor] organization, is managing the chase for that project. I try to send out my SOQ to that organization to show what I can provide for the type of roles that are coming out of that project. I try to sit down and strategize with the [prime contractor], what [people at my firm] think, from [personal] knowledge of the client, what would be important on the proposals, and things like that.”
He added, “We have a small marketing department. It’s hard for us to go out and reach further and further and make those relationships. Those are some of the distinct challenges for a small firm. Yes, [learning about the available work] is always a barrier. Information is currency. We are constantly trying to find out what’s out there. We have one employee that I almost never see, because he’s out trying to make the relationships and ‘look through the bushes’. It’s constantly a barrier for small firms.” [WSDOT#8]
- A representative for a woman-owned DBE-certified construction company said, “We don’t have the same type of marketing dollars that our primary competitors have. As a consequence, we have to work extra hard to get our name in front of buyers and purchasers just to get us considered. The biggest barrier I guess is just not having the marketing dollars. I don’t really think that’s financing. I think it’s more of competing against these huge marketing machines. It’s really the barrier to entry into the marketplace that we’ve been facing.” [RCF#1]
- A representative of a woman-owned DBE-certified firm said that when her firm is not awarded a contract, she asks for an explanation. She said, “A couple of times it’s come back that our submittal and our statement of qualifications, our paperwork, is unsophisticated. Again, [as a] small business, we don’t have the big marketing section in our firm. It’s us, and we print our own things, and we utilized FedEx or whatever companies that we need to. It’s never going to look like a huge conglomerate company’s paperwork. I think that they have to take that into account. It’s not going to look the same at the end of the day. It can’t. We don’t have hundreds of dollars for programs and people just sitting there working on the SOQ, and that’s all they do. It’s not going to be the same as big business.” [RCF#5]

Bonding requirements and obtaining bonds. Public agencies in Washington typically require firms working as prime contractors to provide bid, payment, and performance bonds on public construction contracts.

Several interviewees reported little or no problem obtaining bonds, or that bonding was not an issue. For example:

- The Black American owner of a DBE-certified specialty contracting company reported that bonding was not an issue for his business. [WSDOT#35]

- When asked about bonding requirements being a barrier, the Caucasian manager of a WBE-certified construction firm said that it has only been a challenge for his firm a few times in the last 20 years. He said, “Once or twice, there was a project that we would have liked to have gone for that would have eaten up most or all of our bonding capacity. In general, it’s not a problem.” [PS#2]

Some subcontractors said that prime contractors do not require them to provide bonding. For example:

- The Caucasian co-owner of a non-certified WBE construction company that the firm usually works as a subcontractor, and that his company is rarely required to supply a bond. He said, “[There are] probably three general contractors that ask us to bond work.” He said that the rest of them trust his company’s reputation and do not require bonds. When he does need to get bonds, he said that he does not have any problem obtaining them. [WSDOT#17]
- The Hispanic American president and co-owner of an MBE/DBE-certified electrical contracting firm stated that in the beginning, bonding was difficult to get, but that in the last few years, the general contractors do not ask for a bond because they know his company. He said, “It saves them money, because they [do not have] to pay for my bonding.” [ST#3]

One subcontractor said that prime contractors sometimes covered the bonds for his firm when it subcontracts. The Black American male owner of DBE/MBE-certified concrete firm said, “Prime contractors have covered the bond because they know we cannot get bonding. The prime contractor will place you under their bond.” [ST#1]

Engineering-related companies reported that they are not affected by bonding requirements. [For example, ST#5] Other examples include:

- The Asian Pacific American female owner of an MBE- and DBE-certified engineering company said that her firm has no bonding requirements, so it is not a barrier for her business. [WSDOT#1]
- The Asian Pacific American owner of a non-certified engineering firm said that bonding is not an issue. He said, “We’re not contractors – we’re consultants. Therefore bonding is not an issue.” [PS#3]
- When asked about bonding requirements being a barrier, the Caucasian co-owner of a DBE-certified engineering firm said that his company has no problems obtaining bonds. He explained that bonds are an issue for contractors, not for engineers. [PS#9]

Some business owners and managers indicated that bonding requirements had adversely affected their growth and opportunities to bid on public contracts. For example:

- A participant at a trade association meeting shared feedback from the local construction contracting community. He said that the bonding requirements that small businesses are asked to meet are excessive and inhibitive. He said, “[The] scope of work may be \$500,000, but they are asked to provide a \$1 million bond. It just goes back to financial issues that exist.” [DBEP#1]
- The Black American male owner of DBE/MBE-certified concrete firm finds getting bonding is difficult when he has a lot of work. He said that when this is the case, bonding companies feel he has too much work. He says that the bonding companies want to know how well you have done on past

projects, and surety companies want to see good margins on past projects. He said that it is good to stay away from bonding, if possible. [ST#1]

The same contractor also said that he feels bonding requirements “kill the spirit of many contractors.”

- A participant at a trade association meeting representing an educational institution that hires contractors for state-funded (and sometimes federally-funded) projects said that, when they asked the prime contractors about utilizing certified firms, their response is that certified firms cannot meet bonding requirements. He went on to say that “[There are] small contractors that are electing not to bid on some of the projects at all.” He went on to explain that “from the small contractor’s point of view, it is too risky to do some of these projects. They don’t want to put their homes or other assets on the line.” [DBEP#2]
- The Native American owner of a DBE-certified electrical contracting firm said, “Before the economy crashed, we were not asked to bond that much. The prime contractor usually picked up the bond for us. But after the economy crashed, the surety companies would not bond us because we have never bonded before. It may be a year to two years before we can bond if we can show good income, and we are making money.” [ST#2]
- The female owner of a DBE-certified construction company said that her firm has been unable to obtain bonding. She said, “It’s a chicken and egg thing. If you don’t have a line of credit, it’s really hard to get bonding.” [WSDOT#40]
- The Caucasian vice president of a Hispanic American-owned MBE/DBE-certified electrical contracting firm said, “It is standard to request a bond. But the general contractor can check you out to see if you are financially strong. It is up to the general to make the decision. It is always a sense of uneasiness when we have to bond a project. You never know what the bonding company will cover.” [ST#3]
- When asked if bonding is a barrier, the Hispanic American co-owner of a DBE-certified construction company said, “Until we went over the \$10 million revenue mark, our bonding limit was pretty low. Bonding was difficult. We needed a track record to be able to bond \$8 million and even larger. We needed to show we were profitable, that we had a good track record, [and] didn’t have any claims. That took quite a while. [That took] probably five years.” [WSDOT#26]
- The project manager for a WBE- and DBE-certified environmental services firm stated, “There have been bonding issues, but I do not know if it has to do with being a WBE.” [ST#10]
- The Native American female co-owner of a non-certified construction company reported, “It’s harder for small companies to get bonds. It costs money to get a large bond if the return on investment isn’t there.” [WSDOT#28]
- A manager for a majority-owned geosynthetics supply firm stated, “It is my perception that [obtaining bonding] is just difficult right now because it is difficult to work with banks right now.” [ST#7]
- The Black American owner of a non-certified consulting firm said, “[Bonding requirements] are problematic on public contracts. We had to give up pursuing some public projects where the required bond values were high [and my firm could not obtain the bond].” [WSDOT#4]
- The female owner of a DBE-certified specialty construction firm had several comments regarding bonding requirements and obtaining bonds. She described an experience where she had not gotten

the necessary bonding for a project, and the prime contractor made her pay for the cost of getting her firm bonded. She said, “We had a public project that required us to be bonded, and I had missed that in the contract. [On that project], the prime held back the cost that the prime claimed it cost to bond my company. I had to roll with the prime’s claim because we had to [be paid], and I didn’t have the time to deal with it.”

Another incident she related involved an experience she had as a prime contractor. She said, “When we are a prime and have to bond on a public contract, that is very expensive. With the current economy and my company’s financials, our current bonding company was unwilling to renew the bond.”

The third experience she described involved bonding for city contracts. She said that, although some cities try to reduce the bonding requirement for small businesses, often the bonding companies are not willing to participate. She said, “Although some cities have tried a very commendable approach to reduce the bonding requirements for small businesses to 25 percent, the bonding companies do not go for that. A city might call for a bond of 25 percent of the contract amount, but the bonding company, based on rules created in the early 1900s, will not issue any bond less than 100 percent of the contract amount. That decision by the bonding company makes the bond expensive.” [WSDOT#27]

- The Black American owner of a DBE-certified trucking and specialty contracting company said, “It’s been a major problem, because it’s based on a company’s finances.” He went on to explain that small businesses, including DBEs, often have less stable finances because work is inconsistent. [WSDOT#36]
- When asked if bonding requirements are a barrier, the Caucasian general manager of a non-certified woman-owned general contracting company said, “Yes. Again, it’s all market driven. Right now it’s difficult because of the market.” [WSDOT#33]
- When asked about bonding requirements being a barrier, the owner of a certified Black American-owned construction company said that bonding requirements can be a problem for his business. He said that he did not bid on a few contracts that he was interested in working on because the bonding requirements were too high. [PS#4]

Potential for discrimination against MBE/WBEs. Minority and female business owners, in general, said that they did not perceive overt racial or gender discrimination in obtaining bonding. However, size and capitalization of firms appears to have an effect on the ability to obtain bonding. Examples include:

- The Black American owner of a DBE-certified trucking and specialty contracting company said, “If the company doesn’t have work and can’t keep money in the bank, [it] loses [its] credit rating.” He went on to explain that if a company loses its credit rating, it cannot get the financing or bonding that it needs. [WSDOT#36]
- A project manager for a majority-owned general contracting firm said, “I often hear that [bonding requirements] are an issue, but I have not heard that a subcontractor could not get bonding because they were a MBE or WBE. I have definitely heard that subs could not get bonding because of financing.” [ST#7]
- One interviewee attributed some of his difficulty obtaining bonding to discrimination. The Native American owner of a DBE-certified construction company wrote that he believes that racial

discrimination has affected his firm's ability to obtain bid, payment, and performance bonds. He also wrote, "I have certainly struggled with those issues in the past, and while I have no direct ability to prove it was tied to my status as a minority, I firmly believe that as [a] minority, I have had to work harder to prove I am capable of performing the work in order to obtain bonding." [WT#5]

- The Asian Pacific American owner of a DBE-certified contracting firm said, "If you do not have a relationship with your bonding company, then it can be hard [to obtain bonding]. A lot of DBEs, because of historical reasons, do not have those relationships, so it is hard for them to get bonding." [ST#9]

Insurance requirements and obtaining insurance. The study team asked business owners and managers whether insurance requirements and obtaining insurance presented barriers to business success.

Many interviewees reported no instances in which insurance requirements and obtaining insurance were barriers. [For example, ST#2, ST#10, WSDOT#27, WSDOT#33, and WSDOT#35]

Many interviewees said that they could obtain insurance, but that the cost of obtaining it, especially for small businesses, was a barrier. [For example, ST#1 and WSDOT#17] For example:

- The female owner of a DBE-certified construction company said that her firm has to pay more for insurance requirements because it is a relatively new business, but she accepts that additional cost as part of the industry. She said, "I would say that [insurance requirements] are equal [between large businesses and small businesses] as far as what the requirements are. I just pay more for it because I'm a newer business, but that's just business. Eventually that will get better." She did say that the standard limits that public agencies set can be particularly difficult for small businesses to meet. [WSDOT#40]
- The Subcontinent Asian American president of a DBE/MBE-certified engineering company has insurance, and does not find it difficult to obtain. However, he also said that insurance companies do not want to insure them for the large amounts of money. Insurance companies would not insure for larger amounts because he does not have enough revenue. The firm can only get \$2 million insurance, therefore they are unable to propose or bid on the larger projects unless the prime can waive the requirement. [ST#5]
- The Caucasian female manager for an MBE/DBE/SBA-certified engineering company said, "[Insurance issues] are twofold. [Insurance is] one of the biggest expenses we have, but we need to have insurance to protect us. It's a challenge to be sure we have enough insurance to cover ourselves but be able to afford it at the same time. We haven't had a problem getting insurance at the usual \$1 million level. However, some agencies seem to be going toward higher levels of insurance." [WSDOT#9]
- The Black American owner of a DBE-certified trucking and specialty contracting company said, "It's a barrier because of the price." [WSDOT#36]
- When asked if insurance requirements are a barrier, the Black American owner of a non-certified consulting firm said, "Yes, it is. When the governor came to speak to the Chamber of Commerce about two years ago, I told her that bonding and insurance has become an issue for small

businesses, but I don't know if anything was ever done. In the private sector, sometimes insurance can be an issue but not like the public sector." [WSDOT#4]

- The Asian Pacific American owner of a non-certified engineering firm said that he believes insurance requirements impact small businesses. He said, "That is expensive. Professional liability insurance is expensive. General liability insurance is much more affordable, but yeah, that is an added cost to do business." [PS#3]
- When asked about insurance requirements being a barrier, the owner of a certified Black American-owned trucking company said that the cost of insurance has gone up. He said that, "Sometimes [Black-owned firms] are told very high prices for insurance to keep us from wanting the job. There is not a set standard. It can vary depending on who you are." [PS#6]

Some interviewees indicated that the cost of obtaining insurance was so high as to affect the contracts that they pursued. For example:

- The Asian Pacific American female owner of an MBE- and DBE-certified engineering company said, "I have \$1 million in professional liability insurance that costs about \$40,000 [annually]. Lately, some agencies have increased [the] liability insurance requirement to \$2 million, and that has significant impact on costs to do business. For me to get a \$1 million increase in coverage might cost another \$15,000 [annually]. It's definitely a barrier because the insurance is not cheap." She added, "When they ask for high [insurance] requirements, sometimes I can't even go after a project." [WSDOT#1]

A few business owners noted that insurance requirements affected opportunities on subcontracts as well as prime contracts. For example:

- Although they did not report problems with insurance requirements for their company, representatives of a large, majority-owned concrete company said, "There are a lot of subcontractors that can't meet certain insurance requirements." [WSDOT#15]
- The president of an engineering industry trade association indicated that there are a lot of "pass through issues" that affect small businesses when dealing with insurance requirements. He said that the problem lies in the fact that, in most circumstances, subconsultants cannot piggyback on the prime consultant's insurance policy, which in turn makes it difficult for subconsultants to afford required insurance. In addition, he said, "Some agencies are asking for insurance on things that are uninsurable." [WSDOT#38]

One owner of a DBE-certified business stated that insurance was more difficult for DBE firms because of a lack of history in the industry. The Asian Pacific American owner of a DBE-certified contracting firm said, "To get insurance, you have to build a reputation for your firm to show that you are a stable firm and that you know the work. Just historically, there have not been a lot of DBEs like that, because they have not been around as long [as majority-owned firms]." [ST#9]

One manager of a WBE-certified business stated that the crash of the market had made it more difficult to obtain insurance. The Caucasian manager of a WBE-certified construction firm said that the crash of the market made it more difficult for his firm to obtain insurance. He said that this is the case in the construction industry in general.

He went on to say, “It’s gotten tougher in the insurance business by far. Insurance is just suffocating.” He explained that this is a big problem in the construction industry, because liability insurance requirements are very large. He explained, “I think it would be good for smaller businesses to have a little bit of a break or subsidy for a certain period of time [to get started].” [PS#2]

Prevailing wage requirements. Contractors discussed prevailing wage requirements that government agencies place on certain public contracts.

Some DBE-certified firms said that project labor agreements on certain jobs presented a disadvantage for DBEs and other small businesses that are not union employers. For example:

- When asked if working with unions is a barrier, the Black American owner of a DBE-certified trucking and specialty contracting company said, “This is a very big barrier. There is billions of dollars of state work going on that require DBE participation, and some of these jobs require a project labor agreement. It requires small businesses to sign a contract [with a union] that is not required on a federally-funded job. When the union is involved, the dues just destroy the small businesses.” [WSDOT#36]
- The Asian Pacific American owner of a DBE-certified contracting firm stated that, “[Unions] pay prevailing wages, and many DBEs are not familiar with having to pay that high wage weekly. Some DBEs are not experienced enough to understand the costs of working with unions, and for a lot of public works jobs, you have to pay those costs. A lot of [DBEs] do not have the funding for it.” [ST#9]
- The female owner of a WBE/DBE specialty construction firm wrote, “We really have to do something about the project labor agreement situation. It is clearly discriminatory. It should be free choice, and it is not. Washington State wage rates are already established, and both union and open shops are responsible to pay the same amount.” [WT#4]
- The Black American owner of DBE/MBE-certified concrete firm stated that non-union contractors feel that “unions have overstepped their bounds with project labor agreements. Other contractors have told me that they don’t like certain components of the [project labor agreements], such as hiring workers from the unions that don’t have a vested interest in their business.” He continued by saying that he thinks it is possible to have a project labor agreement that does not negatively impact non-union contractors. He said, “Unions do not have any vested interest in minority contractors.” He stated that the unions do not have to negotiate with non-union contractors. He said, “Unions sit down with the owners and tell the owners, ‘This is what we can do.’ The agencies come to us and tell us, ‘This is the best we can do.’ We have not had the chance to sit down with the unions.” He stated that unions are unwilling to create project labor agreements that do not have a negative impact on minority owned firms.

The same interviewee said that he would like to see more people of color in the unions and a way to work with contractors that are late paying in paying their trust payments. He said, “There must be a way to work out the liquidated damages, interest, and lawyer fees that have to come out of our pockets.” He stated that if more minority contractors were at the table when those discussions take place, “our contracting experience could be better.” [ST#1]

- The Black American owner of a DBE-certified specialty contracting company said, “We are non-union. If we have a job that requires union [affiliation], we sign up with that union for that one job,

and it hurts to send that money in. It's kind of like the mafia making a restaurant pay for protection." [WSDOT#35]

- When asked if working with unions can be a barrier, the Subcontinent Asian American male owner of a DBE-certified engineering firm said he has heard of a lot of engineering companies that have had to pay higher rates for surveyors on construction-related work. He said that although this situation has not affected his business, it is a concern in the survey industry. [WSDOT#10]

A few interviewees explained other barriers concerning union requirements, and other negative experiences. Examples of those comments include the following:

- Representatives of a large, majority-owned concrete company said, "One of the obstacles for us is the apprentice requirements [the union] has on some projects. That is also a problem with the subcontractors, [who are not] able to supply apprentice hours on a project. Not only can they not supply the hours, but they don't know how to do 'good faith efforts'. So, that's an issue dealing with subcontractors. In our [company's] solicitations to subcontractors, [it] specifically says that you have to meet apprenticeship goals of the contract. That could be 'good faith efforts.'" [WSDOT#15]
- A project manager for a majority-owned general contracting firm said, "In unions, there are so many other variables and politics going on, and it can be hard to understand some of the underlying issues for [union] disputes. Some MBEs and WBEs can get sideways at times, and relations can go sideways. If you have a subcontractor that is having a hard time paying bills, then the union guys get frustrated with that subcontractor for not getting checks out timely or correctly or for not paying benefits. Those things can get blown out of proportion, and it can add another challenge to being profitable while you are doing your work." [ST#7]
- The Black American owner of a DBE-certified trucking and specialty contracting company said that he signed up with the union in his previous company because of assurances from the union officials that there was constant union-affiliated trucking work. It worked well for the first month, but then things slowed down. He went to the union officials, who told him that the union could not interfere. He said, "I ended up shutting that company down because of that." [WSDOT#36]
- The Asian Pacific American owner of a DBE-certified contracting firm said, "[Unions] add another layer of administrative issues that you have to go through." [ST#9]

Some business owners and managers said that being a non-union company had not been a barrier to obtaining public sector projects. For example, the project manager for a WBE- and DBE-certified environmental services firm stated, "In my experience, [working with unions] has been a really good experience. Teamsters seem like they are a little bit harder to work with." He indicated that he did not believe working with unions was a barrier for small businesses. [ST#10]

Licenses and permits. Certain licenses, permits, and certifications are required for both public and private sector projects. The study team discussed whether licenses, permits, and certifications presented barriers to doing business for firms in the construction and construction-related professional services industries.

Many business owners and managers reported that obtaining licenses and permits was not a barrier to doing business. [For example, ST#3, ST#6, WSDOT#4, WSDOT#15, WSDOT#27, WSDOT#33, WSDOT#35, and WSDOT#36]

Some interviewees indicated that sometimes subcontractors can rely on prime contractors to obtain necessary permits. For example, the Caucasian co-owner of a non-certified WBE construction company that primarily works as a subcontractor did not report licenses and permits as a barrier. He said that the work is permitted by the owner or general contractor, and that his company does not have to deal with those issues. [WSDOT#17]

Some interviewees said that obtaining permits can be a barrier. For example:

- The project manager for a WBE- and DBE-certified environmental services firm stated that “[Obtaining licenses and permits] is a pain, and if it is part of [the small business’] obligation and not the owner’s, it could definitely be a barrier. They probably do not have the experience obtaining [licenses and permits].” [ST#10]
- The Asian Pacific American female owner of an MBE- and DBE-certified engineering company said, “Being a minority doesn’t contribute to any issues about licenses and permits. Getting a permit from local agencies is very onerous for small projects. That is for everyone, not just small businesses.” [WSDOT#1]
- The Black American owner of a DBE/MBE-certified concrete firm said that some licenses are difficult to obtain due to a lack of good credit scores. [ST#1]

Other unnecessarily restrictive contract specifications. The study team asked business owners and managers if contract specifications, particularly on public sector contracts, restrict opportunities to obtaining work.

Many owners and managers indicated that some specifications are overly restrictive and present barriers. [For example, ST#10 and WSDOT#36] It appears that some businesses choose not to bid or are precluded from bidding due to what business owners and managers perceive to be overly restrictive contract requirements. Examples of those comments include the following:

- A project manager for a majority-owned general contracting firm said, “I have seen [projects] that are cumbersome to bid [on] because of the amount of paper work that you have to put together or the hoops that you have to jump through to figure out what you are bidding on. I have seen that, and I think that it takes a lot more time [for a small business] to get through some of the things that we have to do on the public side. If [an agency] project has 1,000 drawings and couple of spec books that are four inches thick, it can definitely be a challenge for a small business to understand what is covered in there.” [ST#7]
- The Hispanic American co-owner of a DBE-certified construction company said that restrictive contract specifications are a barrier. He said that there is a certain certification that has been required for a number of projects, and that only one construction firm has that certification in the State of Washington. He said that this makes it impossible for his firm to obtain the work. [WSDOT#26]
- The Native American owner of a DBE-certified electrical contracting firm said that he has experienced unnecessary and restrictive contract specifications when performing military contracts. [ST#2]
- The Black American owner of a non-certified consulting firm said that contract specifications can be a barrier in the public sector. He said contract specifications “can be complex and convoluting

and confusing. Small companies, like mine, need to know who to reach out and know who is the 'go to' person." [WSDOT#4]

- The Asian Pacific American owner of a DBE-certified contracting firm stated, "Sometimes jobs have unrealistic personnel or experience requirements. Some projects will say that, 'You have to have experience working on five jobs of a similar size and scope, and your project manager has to have ten years of experience.' It is like those jobs are tailored to just the companies that [the agency] wants to bid on the project. I have experienced that on [Sound Transit's] tunnel jobs." [ST#9]
- When asked about unnecessarily restrictive contract specifications being a barrier, the Caucasian general manager of a non-certified woman-owned general contracting company said, "Yes, [that is a barrier], particularly with federal agencies." [WSDOT#33]
- When asked whether unnecessarily restrictive contract specifications and bidding procedures could be a barrier for small businesses, a manager for a majority-owned geosynthetics supply firm said, "If there are requirements for a certain amount of experience, that could be somewhat restrictive, but I think it would just depend on how long [the firm] was in business and what kind of work they have been doing." [ST#8]

Although also examined separately in Appendix J, indemnification and insurance requirements on public sector contracts were frequently mentioned as contract specifications that restricted access to public work. For example:

- The Asian Pacific American female owner of an MBE- and DBE-certified engineering company said, "Indemnification and insurance specifications [are unnecessarily restrictive and are a barrier to small business]. In addition, it's a common requirement on the big projects to demonstrate that the prime contractor and subconsultant have teamed together before, and that makes it difficult for 'fresh blood' to come in." [WSDOT#1]
- The Black American owner of an MBE/DBE-certified engineering company said, "I find myself, at times, in a position where [the agencies] are asking for insurance limits that far exceed what a small business can provide. I have to negotiate with the prime contractor and ultimately with the agency to reduce that requirement so that I can do the work. It's a lot of work, but I am generally able to get it done." [WSDOT#8]

Some business owners and managers did not identify restrictive contract specifications as a barrier to doing business. [For example, WSDOT#35] Some examples of those comments include the following:

- The female owner of a DBE-certified specialty construction firm said, "I can't think of any restrictions that affect my company. I think most of the restrictive specifications and procedures affect primes more than subs. I think the more restrictions [concerning] quality there are, the better the performance [the agency] will receive." [WSDOT#27]
- The Caucasian vice president of a Hispanic American-owned MBE/DBE-certified electrical contracting firm commented, "That's a matter of opinion, but generally no." [ST#3]

Bidding processes. Interviewees shared a number of comments about bidding processes.

Many business owners said that bidding procedures presented a barrier to obtaining work. Examples of those comments include the following:

- The Black American owner of an MBE/DBE-certified engineering company said, “Filling out all the small works rosters is redundant and can be a barrier.” [WSDOT#8]
- The Asian Pacific American owner of a DBE-certified contracting firm stated that, “The [bidding process] requires a lot of overhead. If you are a sole proprietor, like I am, you are trying to run your business, run your crew, trying to bid work, and trying to find work. There is no way you can compete with larger firms if you are trying to run your business and find work. That is why big business keeping getting all of the work, and the small businesses get none.” [ST#9]
- The Black American owner of a non-certified consulting firm said, “Yes, [the bidding process] is a barrier because the volume of requirements is a problem for small businesses. Even when [public owners] say, ‘Find a prime contractor to partner with,’ we need to know the mechanism to do that.” [WSDOT#4]
- The Asian Pacific American owner of a certified engineering firm said, “I have given up on trying to obtain work with King County. [King County has] processes and paperwork [that] are costly, and my firm can’t get that back in profit, because the profit margins are very low.” He went on to explain that profit margins tend to be higher in the private sector. [WSDOT#3]
- The president of an engineering industry trade association indicated that the contracting process in the public sector takes much more time than it should. He said, “Why should it take a year to negotiate a contract? It wouldn’t seem to me to be in anyone’s best interests to spend that level of resources on negotiating. A lot of what we do as an organization is to put into place both best practices and laws to make that process go more smoothly for everybody.”

He also indicated that public agencies are becoming more risk averse, which further slows down the contracting process. He said, “Public agencies have been gradually getting more and more risk averse to the point where they’ve been asking consultants to indemnify them against anything that happens, whether or not it was [due to] the negligence of the contractor. That negotiation would add months to the [process]. In many cases, firms would walk away from the contract, and then you would start the negotiation process all over again.” [WSDOT#38]

- When asked about the bidding process being a barrier, the Black American owner of a DBE-certified construction company said that the bidding process is a barrier for his business, because he invests significant resources in submitting bids to prime contractors, and he rarely hears back from them. He said, “[Prime contractors] always ask for your [certification] numbers, and then they never give you the job. That happens on a regular basis.” He went on to say, “You do all your bids. You pay your estimator. You go through the process of putting [the bids] together in the packet. You submit it to them, and that’s it! You don’t know who got the job. You don’t know if they’re [self-performing on] the job. You don’t know anything.” [PS#4]
- When asked about the bidding process being a barrier, the owner of a certified Black American-owned trucking company said that often, prime contractors are not responsive to bids submitted by subcontractors. He said, “[Prime contractors] take your bid and don’t respond to it. If they put something out to bid on, and you respond as a sub, they should be required to respond back to you. Right now they just take your bid and don’t bother responding.” He went on to suggest that, “The bidding process should be monitored more closely.” He then said that prime contractors should be required to use the subcontractor that they had on their proposed project team. [PS#6]
- When asked about the bidding process being a barrier, the Hispanic owner of an uncertified construction company said that the bidding process is more difficult in construction than in other

industries. He said, “[Bidding is] easy with the fishing and boating industry but difficult on the construction side.” [PS#7]

Several interviewees reported no problems with the bidding process. [For example, WSDOT#32, WSDOT#33, WSDOT#35, and PS#2]

Non-price factors public agencies or others use to make contract awards. Public agencies select firms for some construction-related contracts and most professional services contracts based on factors other than price. Many firm owners and managers made observations about those non-price factors.

Many business owners and managers had complaints about factors that public agencies use to make awards. For example:

- The Asian Pacific American owner of a DBE-certified mechanical engineering consulting firm said, “I have gone after [an] indefinite quantity [of] contracts with the State of Washington and King County, but that work always goes to firms that have previously worked there. Even though there are aspirational goals, it always comes down to the project managers selecting the consultant. If [project managers] don’t know you, they’re not going to [choose] you.” He continued by saying, “Going through King County, trying to get work has been really tough and not successful.” [WSDOT#3]
- The Black American owner of an MBE/DBE-certified engineering company said, “That’s kind of a hard one. It always seems like the bids you feel most confident about are the ones that you lose. I think the agencies do a decent job of telling us where to focus, giving [bidders] questions to prepare for interviews. I think the agencies have been doing a better job of trying to make the judging a little more standardized.” [WSDOT#8]
- The Asian Pacific American owner of a non-certified engineering firm said, “Consultants don’t bid. On public sector projects, there’s no bidding. It’s supposed to be qualifications-based. I explained that qualifications-based means size. It’s impossible for small firms. If you are competing with large firms, right off the bat, you’re disqualified.” He said it’s an issue for all small businesses, not just MWBEs. [PS#3]
- A representative of a DBE/WBE-certified consulting firm said, “Although we employ very capable staff, we can’t compete against large firms because they have larger staff with more depth. There was solicitation recently by the Port of Tacoma for on-call environmental services for 2014 through 2016. Twenty-three companies responded to the solicitation. The Port selected the top four firms. All of the top four firms were large, multimillion dollar companies. Even though we have performed on-call services in the past, our firm ranked ninth out of the 23 firms. There was only one other small business that ranked in the top 10, but they did not make it to the top four. So, even with four years of on-call experience with the Port of Tacoma, and numerous years of on-call experience with other clients, our firm was not ranked in the top four because we don’t have as many staff, and we don’t have the depth of the large firms that responded to the Request for Qualifications (RFQ).” She went on to say, “We can compete against large firms if selection is based on cost.” [WT#14]

Some business owners said that experience requirements were a barrier to doing business with public agencies. [For example, ST#1] Other examples include:

- The Subcontinent Asian American male owner of a DBE-certified engineering firm said that he finds it difficult to compete in the structural engineering field. He said, “A lot of these proposals are qualification-based selection process. We are a small firm. It’s hard to go in and compete with the huge backlog and experience that these other firms can show as their skillsets.” [WSDOT#10]
- The Asian Pacific American owner of a DBE-certified engineering consulting firm said, “My firm has experience dealing with various public agencies. I have been told that a reason I was not selected [for a project] is that I lacked familiarity with the client. [Because of] a lack of familiarity with some of the project managers, such as at King County, I probably don’t get selected. If you look at who keeps winning, it’s only a few firms, and [those firms are] seen all over again.” [WSDOT#3]
- The Caucasian general manager of a non-certified woman-owned general contracting company said that prequalification requirements can be barrier. She said, “[They can be] on some projects that require different kinds of prequalifications, like working at Fairchild Air Force base.” [WSDOT#33]
- The Asian Pacific American owner of a non-certified engineering firm said that prequalification requirements can be a challenge for small firms. He said that, often, the prequalification requirements are not relevant or necessary to the type of work being done. He said, “[For example, an agency will] ask you, ‘Have you worked in hospitals before?’ If your answer is no, [the agency says,] ‘Ok, then you’re not qualified.’ Then my retort to that is, ‘What is the difference between foundations to hospitals and office towers? There’s no difference.’ Yet, they pose the question to you as, ‘Do you have hospital experience?’ I try to explain to them that, in geotechnical engineering, it is applicable to everything. If you know the theory you can apply it to all sorts of foundations. It’s not specific to a port facility or specific to a hospital facility.” [PS#3]

Some interviewees reported no barriers related to experience and expertise. [For example, WSDOT#33]

Timely payment by the customer or prime. Slow payment or non-payment by the customer or prime contractor was often mentioned by interviewees as a barrier to success in both public and private sector work.

Most interviewees said that slow payment by the customer or a prime contractor is an issue and can be damaging to companies in construction and construction-related professional services industries. Interviewees reported that payment issues may have a greater effect on small or poorly-capitalized businesses. [For example, WSDOT#28] Examples of such comments include the following:

- The president of an engineering industry trade association said, “Timely payment is probably the biggest barrier, both for design work as well as for construction. Payment from the main client holds up and trickles down slowly to all the designers and subs. In some cases, financing from the client does not allow for payment until completion. This has forced private companies to, in essence, be the bank and carry A/R (Accounts Receivable) for way too long.” [WSDOT#38]
- The Black American owner of a DBE/MBE-certified concrete firm tries to work for contractors that care about prompt payment. He said, “I don’t think prompt pay really exists because I have not seen it.” He also stated that subcontractors do not get paid until the prime contractor is paid by the agency. He said, “This behavior destroys the subcontractor’s spirit.” [ST#1]

- A participant at an association meeting shared feedback from the local construction contracting community on payment issues. He said, “Excessive slow pay continues to be an issue. It seems that DBE contractors are put into a position where they are told and taught you need to develop relationships with prime contractors in order to be more successful, but oftentimes they are put in a position of excessive slow pay where they are having to go and [try] to maintain a relationship but also being asked to get paid.”

The participant continued, “Tied to that is being asked to perform work without receiving change orders and [the prime contractor says], ‘Here is my hand shake. Trust me, do the work, and you’ll get paid on it.’ Of course, down the road it becomes a long arduous process. [Another discussion participant] mentioned earlier where companies two years later are still trying to get paid on work that they have done to the satisfaction of everyone, but the money is being held by the primes. Tied to that too is the cost of legal fees. Small contractors can’t go out and hire attorneys.” [DBEP#1]

- A project manager for a majority-owned general contracting firm stated that “[Untimely payments] are absolutely a barrier for small businesses. Money is king. We are in a pay-when-paid business, and the owner holds the keys to that. There might be four or five tiers of subcontractors, so it can be a long cycle, two months maybe, before a sub tier gets paid. If a sub tier has extended labor or bills to pay, that can be a stretch for them, so we have stepped in when an owner has not paid on time, or when they need to make payroll.” [ST#7]
- The female owner of a DBE-certified construction company indicated that, in general, prime contractors are not concerned with paying subcontractors on time, and the protections that are in place for subcontractors are ineffective. She said, “[General contractors] will back charge you, they will short pay you, they will delay-pay you, and these are on [DBE condition of award contracts.] There’re no teeth to the protections for the DBE subs to actually get paid.”

She described a situation on a recent contract where the prime contractor was not only paying her late but was also not paying her the correct amounts. She said, “Just by looking at some of the bid items, I saw that they short-paid me \$46,000 just in looking at two months.” [WSDOT#40]

- When asked whether slow and non-payments were a barrier for small businesses, a manager for a majority-owned geosynthetics supply firm stated, “I would think so. [Small businesses] are less able to take on that burden.” [ST#8]
- The Hispanic American owner of a DBE-certified engineering firm said that timely payment was not a barrier, but that it takes work to get on-time payments. He said, “It has to be part of your foundation. You have to hire someone who’s good at [encouraging timely payments]. I’m not going to do it. Bring someone on the team, or hire a firm to do that.” [WSDOT#7]
- When asked about timely payment being a barrier, the Caucasian manager of a WBE-certified construction firm said that he has had issues getting paid on time, and that it is a hassle, but not a barrier for the business. [PS#2]
- When asked if he has experienced issues in being paid in a timely manner, the Asian Pacific American owner of a non-certified engineering firm said, “Yes. It’s always an issue on public sector work, of course it’s always the layers – are you first tier, second tier, third tier. And if the first tier contractor gets paid, then they pay within 30 days. The next one pays within 30 days. If you’re number four down the list, it could be months before you get paid. That can happen. I think the agencies are cognizant of that and have gotten better, but we’re not part of the process on that

anymore. Just dealing on the private side then, there [are] clients that pay and clients that don't pay. And clients that don't pay, we'll never work for them again." [PS#3]

- When asked about timely payment being a barrier, the owner of a certified Black American-owned construction company said that this has been a major issue for his business. He said, "We have gone 100 days without payment. The City has said they would do something about this, but we are waiting to see it in action, because with the cost of living going up the way it is, we can't keep these businesses going." [PS#6]

A few interviewees identified problems with agencies, not prime contractors, paying on time. For example:

- The Black American owner of an MBE/DBE-certified engineering company said, "Typically, working on the municipal side, getting paid by the prime is generally not that big of a deal. There might be a hiccup here and there. Getting paid from the agencies, that can sometimes be more difficult. If I am a prime, I can sometimes expect payment to take 90 days." [WSDOT#8]
- The Native American owner of a DBE-certified electrical contracting firm stated, "At Sound Transit, we have had good luck with payment, but at Port of Seattle we have been treated horribly. Overall, it has been pretty good." [ST#2]

Interviewees were also concerned about timely payment for change orders on contracts. For example:

- A participant in a trade association meeting representing an educational institution that hires contractors for state-funded and federally-funded projects reported, "I did have an example last year of a subcontractor who had lots of issues with change orders. The prime would [cite] the University as doing the change order, and the University [would] say, 'That doesn't sound right.' Then it went back to the subcontractor, and then her portion was even smaller. She felt like she was doing the work for almost free. There was a lot of confusion in terms of [where] the change orders came from. Was it the University, or was it the prime? But her contract was with the prime versus the State, so there are all of these issues going back and forth. She just said it's not worth her time and energy, and she will try not to work with that prime again." [DBEP#2]
- The Caucasian co-owner of a non-certified WBE construction company said, "The biggest problem is change orders and making sure that the extra work gets processed, whether it's a state or private agency, so that [the payment is not delayed]." [WSDOT#17]
- Representatives of a large, majority-owned concrete company said, "We don't get timely payment because of all the paperwork requirements, which then affects the subcontractors that work for us. A lot of smaller contractors rely on that cash flow to basically continue to operate the business. The agencies will let companies bid the job and not supply training needed to do the paperwork that the agency needs [for timely payment]. It seems that DBE companies should be required to learn how to fill out the required paperwork before being allowed to bid on some of this stuff. So we end up being the trainer just so we can get paid." [WSDOT#15]

A few business owners and managers said that payment was sometimes more difficult on private sector contracts than public sector work. Examples of such comments include the following:

- The Caucasian female manager for an MBE/DBE/SBA-certified engineering company said, “On the private side, we deal with slow payment a lot more, especially when the economy is not good. On the public side, where most of the work is, when we are the prime, things are much better. When we are a sub, we just need to get the paperwork in on time to the prime. We have not had issues about non-payment.” [WSDOT#9]
- When asked if timely payments are a barrier, the Caucasian general manager of a non-certified woman-owned general contracting company said, “For the most part, public works do not have a problem with that. There are legal requirements. That’s the reason we do public work.” [WSDOT#33]

However, some other interviewees indicated that slow payment was much more of an issue on public sector contracts. Examples of comments concerning timely payment on public sector work include the following:

- The Black American owner of a non-certified consulting firm said, “This is not a problem in [the] private sector. Payment is prompt and in accordance with the contract terms, because primes follow the contract.” [WSDOT#4]
- When asked about timely payment being a barrier, the Hispanic owner of an uncertified construction company said he typically receives payment between 10 and 21 days after the job is completed. He said that he used to get paid more quickly on State jobs, but now, due to a new billing system with the State, payment has slowed considerably. When giving an example, he said, “[The company we were working for] could pay quicker before, but now the State wants to be billed just once a month. This new system allows the State to better control its cash flow.” [PS#7]

A number of interviewees specifically mentioned “dishonesty” or unethical practices of prime contractors when discussing difficulty of being paid as a subcontractor. Some interviewees pointed out how prime contractors could unfairly take advantage of subcontractors:

- A female manager of a Native American-owned, DBE-certified construction company said, “Prime contractors include a provision in the subcontract that the prime isn’t obligated to pay until it is paid by the owner. The prime contractor can always find something to claim the subcontractor didn’t do or they say they can’t find documentation.” [WSDOT#32]
- The Black American owner of a DBE-certified trucking and specialty contracting company said, “[A major prime contractor] took me for half a million dollars. [The prime contractor] knows I am a small business, and [it] took advantage of [that]. I worked hard to do that work. I did it on time, on spec, got the paperwork signed, and [the prime contractor] deliberately knew that [it] was not going to pay me. A small firm doesn’t have access to attorneys to protect [its] interests, and the [big prime contractors] know that I doesn’t have that capacity. When it comes to that, the prime contractors take advantage of [the small firm]. I didn’t have the capacity to take legal action.” [WSDOT#36]
- The Asian Pacific American owner of a DBE-certified engineering firm reported that he had trouble getting paid on a particular government contract. He said, “Our work has been done but [it has been] over 120 days without payment. What I understand from the agency is that they have paid everything to the prime. [The agency representative said], ‘[The agency] doesn’t deal with subs because [the] contract is with the prime.’” He lamented, “I have no power to go to the agency and

say we're not getting paid." He went on to say, "Not getting paid in a timely manner is a problem for all subs, not just woman- and minority-owned businesses. It's a function of the status of the prime. If [the prime contractor] is having financial issues, they don't pay [the] subs."

The same interviewee went on to say that interest penalties on prime contractors who do not promptly pay their subcontractors are not effective. He said, "[The prime contractors] say, 'If you want your money, you have to waive that interest percentage.' What can I say at that point? I just have to wait." He said that generally, that practice has been occurring with both public and private work. [WSDOT#3]

One interviewee explained the connection between slow payments and the ability to obtain financing.

The female owner of a DBE-certified specialty construction firm said, "It's so hard to explain to a bank when you're trying to get a loan the reasons for [uncollected receivables] during a year. I'm not perfect [in understanding or seeing all requirements in a contract], but I've learned from every one of them. There are just as many opportunities for a general contractor that wants to make some or more money on the contract to find a reason to squeeze [its] subcontractors. I've talked to subcontractors who have just rolled over when this happens. I've gone to extremes of seeking attorneys and DBE support services [to protect my company in that situation]. In tough economic times, prime contractors know that a subcontractor will pretty much take what [it] can get in order to meet payroll. There are [some prime contractors] that wait until the end of the contract to squeeze subs." [WSDOT#27]

Potential for discrimination against MBE/WBEs. The study team asked minority and female business owners whether their firms were affected by slow payment or non-payment because of discrimination. Although some said that slow payment was due, at least in part, to race- or gender-based discrimination, most did not think that it was due to discrimination. Examples of those comments include the following:

- When asked whether any race- or gender-based discrimination affects the timeliness of payments, the female owner of a DBE-certified construction company replied, "Oh yeah, because [general contractors] know that's how they can hurt you. If you're a DBE, there's a perception, and it's probably justified, that you don't have the financial wherewithal to do the job. The best way you kill off a sub of any kind, let alone a DBE sub, is you don't pay them." [WSDOT#40]
- The Hispanic American co-owner of a DBE-certified construction business said that his firm is sometimes targeted for slow payment by a prime contractor, but that he does not think it is because his firm is minority-owned. [WSDOT#26]
- The female owner of a DBE-certified specialty construction firm said, "I don't think contractors squeeze more money from small businesses based on race or gender. [It is done] to all small businesses, but not all contractors are that way." [WSDOT#27]
- The Asian Pacific American female owner of an MBE- and DBE-certified engineering company said, "I don't think that it's directed to us being a minority firm, I think it's directed at us being a subconsultant. [Unfortunately, small firms] don't have any recourse. We just have to wait [for payment]." [WSDOT#1]
- The owner of a certified Black American-owned construction company said that a colleague of his, who offers drywall services as a subcontractor, has experienced discrimination in payments for her work for a large private construction company. He explained that the standard process for receiving payment for construction jobs is for the subcontractor to submit a payment request form

to the prime that describes the work that is completed. He said, “The prime is supposed to walk the job with you to verify what you’re saying is done, and they check it off. They pay you according to what you’ve done.” He said that the prime contractor that his colleague is working for is not following this procedure. He said, “[The large private construction firm] gave her the [payment request form] and told her what they’re going to pay her.” He said that the private construction firm “didn’t do walk-throughs with her when she submitted her [payment request form].” He said that, instead of the subcontractor self-reporting the work that is finished and requesting payment for that work, the prime contractor told his colleague how much they would pay her. The amount they offered was much less than the amount of work her firm had completed. He said that this is blatant discrimination on the part of the prime contractor. He said that the discrimination could be related to race, gender, or ignorance, but that he has no way of proving which it is related to. He said, “It’s happening, but I don’t know why.” [PS#4]

Some interviewees said that prime contractors did discriminate against minority-owned firms. For example, when asked if his company had experienced discrimination in payments the Black American owner of a DBE-certified trucking and specialty contracting company said that he sees discrimination when a prime contractor refuses to pay invoices, and the small subcontractor is forced to accept a smaller amount or get nothing at all. He said that he believes that this is blatant discrimination against MBEs. [WSDOT#36]

One firm indicated timely payment was not an issue.

Taxes. Interviewees discussed how taxes can influence business.

One interviewee indicated new taxes could present a barrier to subcontractors. The president of an engineering industry trade association explained how a new tax is a barrier to subcontractors. He said subcontractor markups and DBE goals make it more difficult for firms to be profitable, because of the local Business & Occupation (B&O) tax. He said, “A firm that subcontracts out work has more costs than it would if it didn’t, [because of the B&O tax]. We have a gross receipts tax called the Business & Occupation tax. If I got a \$100 contract, and I get \$100 in revenue, I pay the gross receipts tax on that \$100. If got a \$100 contract, and I perform \$20 of it, and I subcontract out [\$80 of it], I still pay tax on the \$100. It’s a huge disincentive to subcontract.” He went on to say that unless there is some way to recapture those costs and the additional risk of subcontracting out work, there just is not any incentive to subcontract out work. [WSDOT#38]

Experience with Port Processes. In addition to factors common to contracting among public agencies in Washington, interviewees had comments specific to Port processes.

A few firms commented that the Port’s bidding process was complicated and difficult. For example:

- The owner of a certified Black American-owned construction firm said that he made a few attempts to work with the Port, but that the process is too complicated. He said, “It was so complicated the few times we tried. We decided to spend our time going to other places doing other things.” [PS#6]
- The Caucasian co-owner of a DBE-certified engineering firm said that his firm recently bid on a project with the Port. He said that the bidding process was a difficult one. He said, “We put together an SOQ and RFQ for the Port. It was a horrible, long process. We got interviewed but did not get the job.” [PS#9]

One firm noted it was harder to work with the Port compared to other public agencies. When asked what he thought about working with the Port as compared to other public agencies, the Caucasian manager of a WBE-certified construction firm said that he found the Port to be one of the most difficult public agencies to work with. He said that his firm has worked for the military, the FBI, the Department of Defense, on a nuclear submarine base, a naval ship yard, the park zoo, and school districts. He said, “The only place I’ve ever worked that is anywhere near as complicated or difficult to work with was the Woodland Park Zoo. The Port of Seattle is the most byzantine, most difficult, most overly complicated place to work of anything that I’ve ever done.” When asked why he thought this was the case, he explained, “They have an engineering staff, a maintenance staff, and something called Facilities and Infrastructure that is sort of a mongrel of a building department, construction management, and engineering.”

He went on to explain that, “Any one of those groups that I just named can stop your construction at any time for any reason or none. It happens all the time. You have to build it into your pricing.” He said that, because of this, it is very difficult to find subcontractors who want to work at the Port. He said, “Most guys have tried it once, and they say, ‘Never again.’ I went to go get a flooring subcontractor, and he said, ‘I already paid to put new floors in the C Concourse. I’m not paying for them to get another.’ He wouldn’t even bid the job.” When asked if he has heard of other contractors having this experience, he said that that he has heard of it happening many times. He explained that it keeps many small businesses from working at the airport, but it doesn’t affect large businesses as much. He said, “The big multi-million dollar guys will come in, and they’ll work in this kind of environment and fight it. We’re too small. We can’t fight. The only thing we can do is try to learn how to get along with it. So there are only a few small contractors who work specifically at the airport. It keeps other people out.” [PS#2]

One interviewee had mixed experiences working with the Port. The Asian Pacific American owner of a non-certified engineering firm said that he had mixed experiences in working with the Port. He said some people were very eager to try new things and improve processes, while others were very guarded about their positions. He went on to say that he attended a team-building event that included a retreat to eastern Washington where they went cross-country skiing, soaked in the hot tub, drank wine, and built the team that way. He added that the Port wanted input, but his “direct team leader at the Port tried to control the entire process. It was supposed to be an independent input, but our team leader wanted everything to be run through her. Then, of course, you were very guarded and [could make] no negative comments toward her.” He added, “I didn’t like that process because it was so controlled. This person had control issues.” [PS#3]

A few business owners felt that the Port continually awards contracts to the same firms. For example:

- The Caucasian co-owner of a DBE-certified engineering firm said that the Port tends to hire the same engineers for every project. He went on to say that most engineers are eager to work for the Port so that they can list those projects on their resumes. [PS#9]
- A representative for an environmental consulting firm said that he feels that the Port uses the same contractors repeatedly, and that many small businesses are not given opportunities to work with it. He said, “In the community, the perception is that [the Port goes] back to the same [businesses] every time. That’s one of the big concerns I have as a small business. I have limited resources on business development and things like that, so where do I want to spend my funds? Clearly, I think the services that we provide, which are environmental, quality assurance, and quality control, align well with the Port’s contracts. I feel like I’m mature enough to step back and say ‘Do I really have a

chance at winning any of this work when these guys go back to the same companies time and time and time again?' I think they're aware of it more now than they have been in the past so there's a lot of lip service, for lack of a better term. I hear a lot of chatter 'Oh yeah, we know that, we're changing it'. But in reality they always go back to the same contractors. As an independent small business owner I typically get to that point when it's a go/no-go decision on 'Okay, how much resources are we going to spend on going after this contract?' That's usually the first fork in the road that we hit. And I have to try and convince the upper management that, 'Hey we want to do work with the Port,' and I get a lot of push back from the project managers and the tech guys that say, 'Yeah, we do too but we do this exercise every time and it's the same result.'"

He added, "[The Port does] a pretty good job with outreach. Again, there doesn't seem to be a connection between the outreach programs and then when the contracts are actually awarded or who's shortlisted. I'm mature enough to understand that, just because you're a small business, you're not going to win the work. You still have to demonstrate that you have the skills, and you understand the scope of work." [RCF#2]

Several interviewees had comments about how small businesses are treated by the Port. For example:

- When asked if he had any suggestions for how the Port should manage its DBE program or the way it works with small businesses in general, the Caucasian manager of a WBE-certified construction firm said that the whole system would be easier for small businesses to navigate successfully if it were simplified. He said, "I think that everybody who's down on the smaller end of things, whether [they are] disadvantaged, women, or just small, could use some simplifications. We just don't have the overhead [or] the manpower, to deal with [a lot of bureaucracy]. That would help all the small businesses." [PS#2]
- The Asian Pacific American owner of a non-certified engineering firm said the Port should use small business rosters and contract with small businesses directly. He said, "Instead of making this inherently unstable and unfair, why not just have a small business roster that they deal directly with, without having to have a small consultant go through a large consultant, especially in the same discipline. If it's a large civil firm that hires a geotechnical [firm], there's no conflict. But if it's a large geotechnical [firm] that has to hire a small geotechnical [firm], there's an inherent problem right there. You're growing your competition."

He added, "My suggestion is very radical. Give 50 percent of all business to small and very small businesses [where] large firms cannot participate." [PS#3]

- The Caucasian co-owner of a DBE-certified engineering firm said that he believes that the Port of Seattle and the Port of Tacoma only want to hire large firms. He said, "They won't tell you why you don't get hired." He said that he feels like the City of Seattle is the same way. [PS#9]
- A representative of a DBE/WBE-certified consulting firm said, "I've attended several outreach meetings held by the Port of Seattle for small businesses. What has surprised me every time I attend is the number of really large firms also attending. Even though the meetings are supposed to focus on small businesses, individuals from large firms seem to dominate the meetings. In the future, I believe the outreach meetings should ensure that only small businesses attend." [WT#14]

A few interviewees criticized the Port's insurance requirements. For example:

- When asked about insurance requirements being a barrier, the Caucasian manager of a WBE-certified construction firm said that the Port's insurance certificate requirements are frustrating for him. He said that he has filed the required insurance certificate with the Port every year. He said that, even though he has already submitted this certificate, he is asked for a new one whenever he is awarded a job at the Port. He explained that this is frustrating because it costs him money to provide the form, and it takes more of his time than is necessary. [PS#2]
- A business owner who submitted written testimony said, "The Port continues to push down on minority small business consultant hourly rates and expects these small firms to pay for extraneous Port insurance requirements for Professional Liability and Auto Liability. They think all consultants can absorb these extra insurance costs without allowing for reimbursements or hourly rates adjustments to pay for it. As a small firm, we do not have the huge revenue or resources to maintain high insurance coverage. They need to allow MBE firms to only have \$1 million liability coverage for both PL and Auto/General Liability. If they want a firm to have higher insurance coverage, then the Port is expected to pay for it. No exceptions." [WT#12]

One interviewee had several suggestions for how the Port can improve and simplify their operations.

When asked if he had any ideas for improving and simplifying operations at the Port, the Caucasian manager of a WBE-certified construction firm said that the Port should eliminate the Facilities and Infrastructure department. He said, "They have no reason to exist." He also suggested that the Port allow construction managers to have more control over construction projects. He said, "Make [the construction manager] the single point of contact and don't allow anybody else on the job site. If they've got a problem going on, they don't come and talk to the contractor or the subcontractors. They go directly to the construction manager, who is a Port employee. All the decisions [and] all responsibilities flow from one source. That's how the rest of the world does construction." [PS#2]

One interviewee felt the Port's website was difficult to navigate. The Caucasian manager of a WBE-certified construction firm said that the Port's website is difficult to navigate. He said, "They use one website for all of the Port. So travelers and people who are trying to find a job all go to the same website to start with. Trying to get into the contracting section of it is not very well designed and people get lost." He went on to say that a better website design would enable easier access for the useful resources that the Port already offers. [PS#2]

One interviewee praised the outreach efforts of the Port's staff. A representative from an SCS-certified firm said, "In terms of reaching out to small businesses, Mian Rice is doing an outstanding job of being where he needs to be. I go to five, maybe six meetings a month of different organizations, oriented to being minority sensitive or woman-owned sensitive. Mian is at every one of those meetings. He's writing notes. He's taking down information. He's speaking with people. He's challenging people's thoughts on the Port of Seattle. In that regard, as a positive, Mian's position is one that all of us know about. If we have a question [or] if we've got a complaint, we go to him, even if he's not the right person. We know that if we give it to him, it's going to go somewhere. That didn't always happen. That's probably been in the last three years that Mian has taken that position and is looked to as the go-to person at the Port of Seattle." [RCF#3]

F. Allegations of Unfair Treatment

Interviewees discussed potential areas of unfair treatment, including:

- Bid shopping (page 68);

- Bid manipulation (page 70);
- Potential for discrimination against minority- and women-owned subcontractors (page 72);
- Treatment by prime contractors and customers during performance of the work (page 73);
- Unfavorable work environment for minorities or women (page 76); and
- Approval of work by prime contractors and customers (page 77).

Bid shopping. Business owners and managers often reported being concerned about bid shopping and the opportunity for unfair denial of contracts and subcontracts through that practice.

Many interviewees indicated that bid shopping was prevalent in the local construction industry. [For example, WSDOT#28] Examples of those comments include the following:

- When asked if bid shopping was a barrier to doing business, the Caucasian co-owner of a non-certified WBE construction company said, “That’s always present. It’d be really nice to figure out how to isolate where it comes from. I mean, I have lost work [because of bid shopping]. [Other companies’ representatives have] come in five minutes before the bid opening and obviously cut my price by just enough to get underneath [the bid submitted by my company], and work [has been] lost that way.” [WSDOT#17]
- The male Black American owner of a DBE/MBE-certified concrete firm said, “Bid shopping happens daily. This is a real barrier and is just part of the industry.” He added, “Turning in numbers too early gives primes time to shop your bid.” [ST#1]
- The female owner of a DBE-certified construction company said that she is aware of issues of bid shopping and bid manipulation but that they are “very difficult, if not impossible to prove.” She said that she brought a legal case with her prior company in which they felt that they were the victims of bid shopping, and they ended up settling out of court. [WSDOT#40]
- The Native American owner of a DBE-certified electrical contracting firm stated that bid shopping still goes on. He said, “If I suspect somebody is doing it, [then] I don’t talk to them anymore. Contracting is a people thing. It is all relationship-driven and built. Bid shopping is a consequence of the industry. Everybody does it.” [ST#2]
- The Hispanic American co-owner of a DBE-certified construction company said, “We will get the feeling from two or three contractors that we were low on a job, and [later] when we talk to the general contractor’s [project manager] he’ll say, ‘You’re not low anymore.’ Well, that word, ‘anymore,’ it’s like, ‘How’d that happen?’ [The prime contractors] do it sneakily. It’s done by talking about scope. ‘The other guy [included more work].’” [WSDOT#26]
- The Caucasian female vice president of a DBE/WBE-certified rebar installer and supplier firm said, “Yes! Definitely bid shopping does exist, and it is frustrating.” [ST#6]
- The Native American owner of a DBE-certified construction company wrote, “We have also experienced the situation where our bids have been solicited by general contractors, but solely so the general contractor could use our price as leverage to obtain a lower price from the general contractor’s ‘preferred subcontractor.’ In fact, there is one company we no longer bid to because of this sort of bid shopping.” [WT#5]

- The Asian Pacific American owner of a DBE-certified contracting firm stated, “I think that [bid shopping] goes on, but it is hard to prove it. [Bid shopping] can be as simple as a phone call where an estimator asks, ‘How does my bid look?’ and the prime will tell him that he needs to come in five percent cheaper. That happens quite a bit.” [ST#9]
- When asked about bid shopping, representatives of a large, majority-owned concrete company stated, “That’s a concern, and more so over the last few years. We might hear from one contractor that they used the [bid] number [received from our company], and then when the job goes to work some [other company] has a lower number, or the [agency] somehow got a revised quote five minutes prior to bid, so now [it] has to use that lower number.” [WSDOT#15]
- A manager for a majority-owned geosynthetics supply firm stated that, “If [bid shopping is happening], then that is a barrier for anybody. The world we live in is a low-bid environment, so if they do bid shop, then that is a barrier for whoever is getting shopped. I guess it would be a barrier [for small businesses].” [ST#8]
- The female manager of a Native American-owned, DBE-certified construction company said, “WE have been told by prime [contractors] that we provided bids way too late and, ‘Don’t bother sending us bids anymore.’ It’s hard to know the right time to submit bids to primes, because if the primes [receive the] bids too early, some will shop the bids around. [For example], I have checked around with prime contractors on a project and found that our concrete bid was low, but the prime contractor that actually won the bid for the contract used another concrete company, saying that they had received a lower bid, even though none of the other prime contractors received that bid. And, being in a small community, we just can’t do that kind of stuff. We don’t work with prime contractors that work that way.” [WSDOT#32]
- The female manager of a Native American-owned, DBE-certified construction company said, “Bid shopping is out there. You can’t prove it though. Bid shopping has gone on for years and years. Bid shopping is more prevalent in the public sector than the private sector. Money talks and the prime contractors want to make as much as [possible].” [WSDOT#32]
- When asked if the bidding process can be a barrier, the Black American owner of a DBE-certified trucking and specialty contracting company said, “Yes. Primes are shopping bids and are intertwined with DBE fronts, so what is done is the [prime contractor] takes the bids in, and that shows [the front company] where the price is. Then [it] gives the job to [its] favorite DBE front [company].” [WSDOT#36]
- When asked about bid shopping being a barrier, the Caucasian manager of a WBE-certified construction firm said that bid shopping is a frequent occurrence in the construction industry. He said, “It’s a real problem. It happens all the time. [There are] general contractors who will go get a job and then come back to the subs and say, ‘I’ve got this guy over here that nobody’s ever heard of, working out of the back of his truck. Can you do it for the same price as him?’ If you get a reputation as a bid shopper, then we’re not going to work with you anymore.” He went on to explain that he has not experienced or heard of bid shopping happening on Port contracts. He said, “They’ve got a pretty ironclad system.” [PS#2]
- When asked if he has experience with bid shopping, the Asian Pacific American owner of a non-certified engineering firm said, “There always is! The process that is supposed to happen is that they select a company based on the qualifications or a team based on the qualifications, and then they hammer out the details of cost.” He went on to explain that this is not what tends to happen in

the engineering industry. He said, that instead, “The company says, ‘Well it costs us this much we cannot do it any cheaper.’” [PS#3]

- When asked about bid shopping being a barrier, the owner of a certified Black American-owned construction company said that this is a problem in the industry. He said, “[Prime contractors] do bid shop. They can share your numbers with anyone once they have them.” [PS#6]

One interviewee reported that bid shopping occurs on public as well as private sector contracts. The Asian Pacific American owner of a DBE-certified engineering firm said “Yeah, I’d call that a barrier. This comes up in my industry.” In the private sector, his firm is told that its bid is higher than another bid. [WSDOT#3]

Some owners of DBE-certified firms said that prime contractors sometimes target DBEs for bid shopping. Examples of those comments include the following:

- The female owner of a DBE-certified specialty construction firm said, “I hate that. It does occur. No one will ever be able to prove it. When a general contractor calls because it has to have DBE participation and meet good faith efforts, [it then asks for a bid that it uses to shop for other bids]. This has compounded the bid shopping problems.” [WSDOT#27]
- When asked if bid shopping is a barrier, the Black American owner of a DBE-certified trucking and specialty contracting company said, “Yes, [bid shopping is a barrier] in every job that requires DBE participation.” [WSDOT#36]
- The Black American owner of a DBE-certified specialty contracting company, “Yes. It has been a barrier. There’s no way to prove the prime is doing it. We have been on three jobs recently where I know the prime shopped our bids. We were working on a job and got removed, and the next DBE showed up with a lower price.” [WSDOT#35]

No prime contractors reported that they practice bid shopping.

Some owners and managers reported that they do not see bid shopping, or that it is not a big issue. [For example, ST#5 and ST#10] Other examples include:

- The president of an engineering industry trade association stated, “I haven’t seen too much of that.” He said that this is because most professional services contracts are subject to qualifications-based awards, where price plays a limited role. He did say that that sometimes public agencies go through the “ghost solicitation process” where they already know who they want to hire for the contract, but they go through the formal solicitation process anyway. [WSDOT#38]
- The Caucasian vice president of a Hispanic American-owned MBE/DBE-certified electrical contracting firm said they have no experience with bid shopping. [ST#3]
- When asked if bid shopping is a barrier, the Caucasian general manager of a non-certified woman-owned general contracting company said, “No, I haven’t seen much of that.” [WSDOT#33]

Bid manipulation. Beyond bid shopping, a number of interviewees discussed bid manipulation.

Many interviewees said that bid manipulation affected their industry, and that it was common. For example:

- Concerning bid manipulation, representatives of a large, majority-owned concrete company said, “It’s constant.” [WSDOT#15]
- The Caucasian female vice president of a DBE/WBE-certified rebar installer and supplier firm stated that she has experience with bid manipulation. She said, “The contractor uses [bid manipulation] so they don’t have to use me. There are jobs that I know this has happened. There have been jobs where I am told I am the low bidder, and I never hear from the prime.” [ST#6]
- The Black American owner of a DBE-certified specialty contracting company said, “Yes, this has happened.” He gave a specific instance involving a prime contractor that had used his company to meet a DBE percentage on a WSDOT project. [WSDOT#35]
- The Subcontinent Asian American president of a DBE/MBE-certified engineering company said that he has not been denied the opportunity to bid, but he has not been included on a team because it was not a “good fit.” [ST#5]
- The Black American owner of a DBE-certified trucking and specialty contracting company said, “Yes, that’s a big problem.” [WSDOT#36]
- The Asian Pacific American owner of a DBE-certified contracting firm stated, “I have been low bid before, but then they wanted me to provide more detailed information about the type of equipment I was going to use, right down the VIN number [for that equipment]. I do not think a larger firm would be put through that.” [ST#9]
- The owner of a certified Black American-owned construction company said that he believes bid manipulation occurs in the construction contracting industry. He said that the same businesses get all of the contracts. [PS#6]

Some interviewees reported no experiences with bid-manipulation. [For example, ST#7, ST#8, ST#10, and WSDOT#27] A number of business owners and managers said that they were not affected by bid manipulation:

- When asked if bid manipulation is a barrier, the Caucasian general manager of a non-certified woman-owned general contracting company, “No, I see this very rarely.” [WSDOT#33]
- The female owner of a DBE-certified specialty construction firm reported, “No, I haven’t had any of that,” she also stated, “[I] also have to be careful about asking for feedback from [contractors] if [my company’s bid isn’t chosen]. [I] can’t ask about other [company’s] bids and don’t want [any questions to be interpreted that way]. [The prime contractor] won’t even tell me what the low bid was. The only information [I] can get is what is posted by the agency or [received] through public disclosure requests.” [WSDOT#27]

Some interviewees indicated that they had been denied prime contracts or subcontracts, and that they thought it was due to discrimination or their DBE status. [For example, ST#1] Other examples include:

- The Black American owner of an MBE/DBE-certified engineering company told a story of being one of two firms that submitted proposals to be prime contractors on a public sector project, and the agency had said that the work would be split between two companies. He indicated that his firm submitted a proposal with 22 highly qualified professional engineers, and yet it was denied the bid.

He said, “I was snubbed. I have to believe that it was racially motivated because I don’t know what other reason [would have prevented my firm from getting a contract].” [WSDOT#8]

- The Black American owner of a DBE-certified specialty contracting company said contract denial is a constant problem. He said that his company has been awarded a project and then only used for a small percentage of the work. Other times his company has been listed as a DBE company by the prime contractor who wins a bid on a public project, but his company has not actually gotten any work on the job. The prime contractor subcontracted the job to a different company or self-performed the work. [WSDOT#35]
- The Black American owner of a DBE-certified trucking and specialty contracting company said that prime contractors engage in contract denial all the time. A minority business will be awarded the bid by the prime contractor, and then the prime does not use the minority business at all. [WSDOT#36]
- The Black American owner of a non-certified consulting firm said that he had no direct experience with contract denial, but is aware of it happening to others. He explained, “During the bidding process there is an agreement on the scope of work that the minority company will do, then later the scope for the minority company shrinks. It is hard for minority firms to raise their voice about those situations.” [WSDOT#4]
- The Caucasian female manager for an MBE/DBE/SBA certified engineering company said that she doesn’t believe that reduction in a subcontractor’s scope of work is related to race or gender discrimination. She said, “I don’t think that has anything to do with race. I think it is the prime looking out for himself. This is a problem for small businesses. The prime can take advantage of something, and so they do. If the [prime contractor] isn’t held accountable, they will keep the work for [itself].” [WSDOT#9]

Potential for discrimination against minority- and women-owned subcontractors.

Interviewees discussed whether prime contractors might discriminate against MBE/WBES in their selection of subcontractors.

Some minority and female business owners indicated that prime contractors do discriminate against MBE/WBES in their selection of subcontractors. [For example, ST#6] Other examples include:

- The Black American owner of a non-certified consulting firm said, “Oh, yes. Maybe [the prime contractors] have competitive pricing. Sometimes there are some other subtle reasons why prime contractors just bypass you, because maybe they don’t feel comfortable dealing with a minority company. Sometimes [the prime contractors] just say blatantly that they don’t want to work with a small company, minority company, black company, or Hispanic company. [They say it] blatantly!” [WSDOT#4]
- The partner in a DBE-certified professional services firm wrote that prime consultants hold negative stereotypes toward DBEs, and that after using his company to win a contract they will resist giving any work to his firm or paying for the work. [WT#9]

Some minority and female interviewees report that there may be discrimination, but that prime contractors would not be blatant in any discrimination. Examples of such comments include the following:

- When asked about being denied the opportunity to bid, the Asian Pacific American female owner of an MBE- and DBE-certified engineering company said, “No, [that doesn’t happen], because people are smarter than that. If primes don’t want to work with you, there is always a reason other than race or gender — nothing blatant.” She went on to say, “It’s hard to know if [the firm] doesn’t get on a prime’s team because of no relationship, or because they are a minority- or woman- [owned firm].” [WSDOT#1]
- When asked about denial of the opportunity to bid being a problem, the Black American owner of a DBE-certified specialty contracting company said, “Yes, that exists. But, [the DBEs] don’t know exactly how [the prime contractors] are processing the bids. Companies who feel this way will ask for the bid, but [then not award the job to the DBE companies].” [WSDOT#35]
- When asked if he has experienced racial discrimination, the Asian Pacific American owner of a non-certified engineering firm said, “There always is, it’s just that with regulation, there’s no overt signs of discrimination. But there can be subtle signs of discrimination, where it’s very hard to accuse someone of racial discrimination because it’s more subtle.”

He added, “It’s a large problem. It can be language-based, it can be ethnicity-based, [or] it can be culture-based. And they simply can say, ‘Well, we don’t communicate well.’ But it’s usually fairly subtle because they know that if they are very overt about it, they can be subjected to lawsuits and things of that sort.” [PS#3]

Some business owners reported that they have been unfairly treated by prime contractors, but noted that it would be hard to know if it was due to discrimination. For example, the female owner of a DBE-certified specialty construction firm said, “There are a lot of jobs I think [my company] was more than qualified for, but [it] didn’t get [the job]. But I’ll never know why.” [WSDOT#27]

Treatment by prime contractors and customers during performance of the work. Many business owners and managers discussed unfair treatment by a prime contractor or customer.

Some business owners indicated that unfair treatment during performance of work had affected their businesses. Examples of those comments include the following:

- When asked if treatment by the prime or customers during performance of the work is a barrier, the Caucasian general manager of a non-certified woman-owned general contracting company said, “Yes, I see changes in the project, and asking [the company] to do things that aren’t in the contract. Also the inability to keep to the schedule.” [WSDOT#33]
- The Black American owner of a DBE/MBE-certified concrete firm stated, “Some majority contractors will try to sabotage your work.” [ST#1]
- The female owner of a DBE-certified construction company said that her firm has had good experiences working with most prime contractors, but some prime contractors make it clear that they prefer not to work with minority- and women-owned businesses. She said, “Most of [the prime contractors] have been good. If they have any ill feelings toward DBE contractors, I wouldn’t say I’ve experienced any of that. But it’s the small minority [of prime contractors] that doesn’t even try to hide their disdain for the minority contractor or the DBE contractor, or in some cases it’s been because I’m female.” [WSDOT#40]

- The Asian Pacific American owner of a DBE-certified contracting firm stated, “I only know how we get treated, and we have never had any outward discrimination because of being a DBE. I have had an agency do it because we are a small business though. I have had an agency tell us that they were not going to pay us right away, because [as a small business] they thought we would take the money and run.” [ST#9]
- The female owner of a DBE-certified construction company described a situation where a prime contractor was trying to have her firm removed from a project because she challenged some of the prime contractor’s decisions, and because she asked for payment. She explained, “Unbeknownst to me, [the prime contractor] is trying to have me thrown off the job, because I was so bold as to challenge their schedule and to ask for payment. They’re trying to remove me without cause.” [WSDOT#40]
- When asked about treatment by the prime or the customer being a barrier, the Hispanic owner of an uncertified construction company said that the treatment he receives from prime contractors is “a nightmare.” He said that large companies often bully small businesses, and that his company had lost tens of thousands of dollars working for a large company in the past. He said that because of that treatment, his company rarely works as a subcontractor anymore. He said, “The only positive experience was when we worked for the State on the ferries.” [PS#7]

Some business owners and managers, including owners of DBE-certified firms, said that demeaning behavior and other unfair treatment precluded working for certain prime contractors. For example:

- The Black American owner of an MBE/DBE-certified engineering company stated, “There are certain prime contractors out there that I will not work with or try to work with. An example is when I was working out at the airport, and I had a great relationship with these folks, and a larger national firm did not [have a great relationship]. So, this large firm wanted me on their team. I was involved in the proposal process and the interview. The interview was going poorly, and my answers to some questions helped the team win the bid. Afterwards, I got to design some standard drawings, and that’s it. So, I was relegated to nothing after helping the [prime contractor] win the job.” In referencing other instances, he said, “Sometimes it seems like [the prime contractor] is setting [my firm] up to fail.” [WSDOT#8]
- When asked if treatment by the prime contractor is a barrier, the female owner of a DBE-certified specialty construction firm said, “Occasionally, I have difficulty getting some primes to create a relationship [of respect]. [My company] has had good prime [contractors] and bad ones.” [WSDOT#27]

Some interviewees indicated that unfair treatment was connected with their race/ethnicity or gender. Examples of those comments included the following:

- The Asian Pacific American female owner of an MBE- and DBE-certified engineering company said, “When the firm started, people were mean and questioned competency. Another factor for us, as Asians, [is that] we are of smaller stature than Caucasians. For [the firm’s owner], I think it really hurts him. He is 5’3” and 110 pounds. It doesn’t bother him, but for a male, to be that small is challenging [in this society]. Sometimes he talks to customers on the phone, and then when they meet, the customer is surprised and reacts to his [stature and youthful appearance]. He gets remarks like, ‘You look a lot younger than I thought you’d be.’ [The firm] didn’t get a lot of respect at first. But now it’s better.” [WSDOT#1]

- When asked if treatment by prime contractors or customers during the performance of work is a barrier, the Black American owner of a DBE-certified trucking and specialty contracting company said, “It has been a problem. On one project, the prime gave me 110 change orders, but at the end of the job, the [prime contractor] failed to pay me. [There are] quite a few major primes that broke a lot of local companies. The [subcontractor] does the work and the [prime contractor] wouldn’t pay [the subcontractor]. Probably 80 percent of the companies broken were owned by people of color.”

He went on to say that he thinks those situations are related to discrimination. He said that his father had experience a significant amount of discrimination in the construction industry in Washington. He said that he believes the discrimination is still happening. He said, “I look at the utilization of race-specific firms [now], and I see the same thing happening. What’s happening now concerning discrimination looks the same as it did back then — non-inclusion of people of color.” [WSDOT#36]
- The owner of a certified Black American-owned construction company said that mistreatment on the job is a major problem. He said, “It’s not necessarily the owner of the company. It’s the people on the ground, the ones responsible for the day-to-day job, who treat black people unfairly.” He went on to say that, “[The supervisors] look for any excuse to say, ‘We have a problem with them. Let’s not have them back.’ They don’t want you on the job. They can get you off the job by saying anything they want to say because their word has lots of power. The unions or the City should monitor [the supervisors].” [PS#6]

Some owners and managers of MBE/WBEs reported that there were double standards for performance of work that adversely affected their companies. Some individuals attributed the double standards to discrimination:

- The Asian Pacific American female owner of an MBE- and DBE-certified engineering company said, “When a firm is new, [it] has to prove [itself] and [it’s] probably held to a higher standard. A minority or woman [owned firm] probably has to be even better. Sometimes a firm has to overcome the perception that the firm only got a job because of being minority or woman owned.” [WSDOT#1]
- The Native American owner of a DBE-certified electrical contracting firm stated it is looked at differently when a minority contractor makes a mistake. [ST#2]
- The Black American owner of a non-certified consulting firm said, “There could be [double standards in performance], yes. In terms of perception of personality and race, those things are always there. It takes a person of courage to challenge the process and bear the consequences of getting in trouble.” He indicated that he has been in trouble a number of times. [WSDOT#4]
- When asked if double standards in performance affect business opportunities, the owner of a certified Black American-owned construction company said that he has experienced unfair treatment, harassment, and disrespect on the job. He said that supervisors are stricter on Blacks. [PS#6]

Some minority and female business owners reported that they were held to higher standards, but did not attribute the cause to discrimination:

- The Hispanic American co-owner of a DBE-certified construction company said, “[Double standards in performance] happens a lot. The prime contractor will hold us to a certain level, and yet [the prime contractor’s] own crew will do mediocre work.” [WSDOT#26]

One firm that works mostly as a prime discussed the issue. When asked whether treatment by prime or customer during performance of work could be a potential barrier for small businesses, a project manager for a majority-owned general contracting firm said, “I can see that being an issue. We try to help folks out and help them be successful when they get onsite. That can take more handholding with a small business or a DBE, and it can be a self-fulfilling prophecy. If a sub is struggling or does not get the support they need, I could see them feeling picked on, and once they start struggling, it can be hard to see the light of day and how we are going to get out of that. I have heard from some of my smaller subs about issues they have had from different owners and projects.” [ST#7]

Some interviewees did not think that treatment by prime contractors was a barrier for their firms. [For example, ST#10]

Unfavorable work environment for minorities or women. The study team asked business owners if there was an unfavorable work environment for minorities or women, such as any harassment on jobsites. Some interviewees, including Caucasian men, said that there was. [For instance, Interviewee WSDOT#33]

Some interviewees reported differential treatment of women on worksites. Comments included:

- The female owner of a DBE-certified construction company indicated that prime contractors are not necessarily welcoming of the idea of working with DBEs. She said, “I think that there’s a prevalent attitude out there that [DBEs are an inconvenience]. It’s a love-hate thing. They want you. They need you. But they really wish that they didn’t have to deal with you.” She added, “When you do butt heads with these general [contractors], it’s like they want to push your buttons to make you quit so that they can put somebody else in there [that is not a DBE].”

She also described another scenario in which her foreman, who is also a woman, has difficulty commanding respect from subordinates on the job site because of her gender. [WSDOT#40]

- The Caucasian female vice president of a DBE/WBE-certified rebar installer and supplier firm said, “I sat across the table from another contractor and he called me a derogatory name in front of the room. If I were a man, he would not do that.” [ST#6]

Some interviewees indicated that there was harassment of minorities on jobsites. For example:

- When asked if he had experienced discrimination on the job, the Hispanic American co-owner of a DBE-certified construction company said that, in the early days of the company, he experienced discrimination. He said, “‘Stupid Mexican’ was a statement heard at times. We say we’re not Mexican, and they say, ‘Whatever, you’re brown skinned.’” [WSDOT#26]
- The Black American owner of an MBE/DBE-certified engineering company said, “Yes, I have heard comments. I’ve been working on construction projects for a lot of years, and I’m pretty thick-skinned. When I hear something I just check it. I say something like ‘Hey, don’t go there.’” [WSDOT#8]

- The Black American owner of a DBE-certified specialty contracting company said, “Some of my workers will complain about harassment on the jobsite and I’ve experienced it. It comes from the [prime contractor’s] supervisor. [The supervisor] will talk down to [subordinates]. [Some] supervisors treat [my employees] in a manner that doesn’t respect the skills and experience [my employees have].” He said that this is a common problem, and he thinks it is the result of racial discrimination. [WSDOT#35]

Some interviewees said that they that had not experienced unfavorable work environments. [For instance, ST#3, ST#5, ST#7, ST#8, ST#9, and WSDOT#9] For example, the president of an engineering industry trade association indicated that he does not think that race- or gender-based discrimination affects any of the barriers that he identified in the local marketplace. He said, “I didn’t even get a hint of that in asking that question [to the organization’s members]. Nobody cares [about race or gender] anymore.” [WSDOT#38]

Approval of work by prime contractors and customers. Interviewees discussed whether approval of work by prime contractors or customers presented a barrier for businesses.

Some interviewees identify difficulty with approval of work by prime contractors or customers. For example:

- The Native American female co-owner of a non-certified construction company said that approval by prime contractors can be an issue. For example, she said, “We did a job where the project manager wanted us [to do certain work] that wasn’t part of the deal. It was an unforeseen condition. We did the job, but didn’t get paid for it. [That situation is] not usually a problem. [It was] still profitable.” [WSDOT#28]
- In reference to approval of work by prime contractors or customers, representatives of a large, majority-owned concrete company said, “If that’s a problem, it is usually because of our own error. [Other times], smaller agencies, or especially on private work, the project owner may have unrealistic expectations because it doesn’t do this frequently, whereas the larger agencies understand [the realities of the project better and] know what to expect. [Our company] also runs into contract language that basically makes the prime contractor responsible for everything that the owner didn’t think of and that isn’t in the contract. [It is called] the ‘catch-all’ phrase.” [WSDOT#15]

Some interviewees did not indicate that the approval of work by prime contractors or customers during performance of work is a barrier. [For example, ST#5, ST#6, ST#9, ST#10, WSDOT#8, WSDOT#27, WSDOT#33, WSDOT#35, and WSDOT#36]

G. Additional Information Regarding any Racial/ethnic or Gender-based Discrimination

Interviewees discussed additional potential areas of any racial-, ethnic- or gender-based discrimination, including:

- Stereotypical attitudes about minorities and women (or MBEs, WBEs, and DBEs) (page 77);
- The “good ol’ boy” network or other closed networks (page 80); and
- Other allegations of discriminatory treatment (page 82).

Stereotypical attitudes about minorities and women (or MBE/WBE/DBEs). Several interviewees indicated that minorities, women, or MBE/WBE/DBEs are the subject of stereotypical attitudes. For example:

- The female owner of a DBE-certified construction company indicated that DBEs are treated and thought of differently than other firms in the construction industry. Specifically, she cited examples where contractors did not think she was in charge because she was a woman. She said, “There is definitely a difference perception-wise of DBEs in the general contractor community. I’ve had some things where I’ve had to fight for what’s right [and] where I have had to assert my position to protect my company. It’s interesting, because there’s a bit of a perception on the part of some of the contractors that I’ve worked with that they thought that I wasn’t really in charge. I think they just thought I was the dumb blonde, and I surrounded myself with these smart guys to run the work.” She indicated that she has encountered such attitudes from both competitors and prime contractors with which she was working.

She described a situation in which she was trying to resolve a scope dispute with a prime contractor. During a meeting to resolve the issues, she approached a representative from the prime contracting firm to shake his hand and he made what she interpreted as an offensive remark relating to her gender. She explained, “I go to the meeting, and I [approach the individual who is running the company]. I’ve known this guy for 15 years. I reach out to shake the guy’s hand, and he doesn’t take my hand. He just looks at me and goes, ‘Oh, that’s right. You’re the one who used to carry [your ex-husband’s] bids.’” [WSDOT#40]

- The Caucasian female vice president of a DBE/WBE-certified rebar installer and supplier firm said, “Yes, there is a barrier for women in this line of work. They just assume it easier to talk to men. When I first went into business, I was convinced a lot of contracts got awarded in a bar.” [ST#6]
- The Hispanic American co-owner of a DBE-certified construction company reported stereotypical attitudes that affected his business. He referred to comments made such as “stupid Mexican” in his work. [WSDOT#26]
- The Asian Pacific American female owner of an MBE- and DBE-certified engineering company said, “[The firm’s owner and I] have had experiences related to being Asian and of small size and with slight accent, especially the firm’s owner. Now construction contractors love to work with him. Primes don’t deny [an MBE firm] an opportunity, [but the prime contractor] just might give [majority or larger firms] more of an opportunity.” [WSDOT#1]
- The Asian Pacific American owner of a DBE-certified contracting firm said, “I do not know that I have experienced any [stereotypical attitudes], but it is construction, and there are still ‘old-school’ guys that will try to intimidate you. They are smart enough to not outright use a slur, but they will [say] more subtle comments about your equipment being ‘raggedy’ or out-dated, or something else like that. You have to have thick skin to be in this industry, and sometimes you have to look the other way.” [ST#9]
- The Black American owner of an MBE/DBE-certified engineering company said, “I’ve been brought into interviews where I didn’t know anything about the topic, [and I felt that I was brought in] because the [prime contractor] didn’t have a lot folks of color [on the team].” He said that such situations have occurred several times, where he is present to be a black face with no role whatsoever in the interview itself. He went on to say that DBE certification “does carry a bit of a stigma.” [WSDOT#8]

- The Caucasian vice president of a Hispanic American-owned MBE/DBE-certified electrical contracting firm said that the firm does not experience stereotypical attitudes. He said, “We do not, but I guarantee you it exists, and it is out there.” [ST#3]
- The Black American owner of a DBE-certified specialty contracting company said that stereotypical attitudes are a common problem, and he thinks it is the result of racial discrimination. He said, “Sometimes I’ll take a driver, a white guy, with me to the jobsite. I will talk to the job supervisor, and the supervisor acknowledges the question from me and then [directs his answer] to the white guy [rather than to me]. This happens over and over.” [WSDOT#35]
- A partner in a DBE-certified professional services firm reported that his firm is affected by negative stereotypes concerning DBEs. He said, “We find that, very often, we are thought of as second class citizens or subpar. The knowledge and skill that we have in the area of service required is discounted by the prime not because of reality but instead because of stereotypes and perceptions.” He went on to indicate that prime contractors that use his firm to win contracts may then resist giving his company any work on the contract. [WT#9]
- The Black American owner of a DBE/MBE-certified concrete firm said that the prime contractors feel minority contractors are more expensive. [ST#1]
- When asked if he has experienced discrimination or any stereotypical attitudes on the part of his clients, the Asian Pacific American owner of a non-certified engineering firm said, “Not that much, because I don’t think I have a language barrier. But other consultants that have had a language barrier, because they were not so fluent in the language or their pronunciation was not exactly the standard, they do feel that.” [PS#3]
- When asked if stereotypical attitudes affect business opportunities, the owner of a certified Black American-owned construction firm said that often, supervisors on projects are disrespectful towards minority workers. He said that stereotypes and disrespect are inbred. He said, “[The supervisors] feel they have their honor and their jobs to protect, so anything they can do to get you off the job, and they’re going to be doing it.” [PS#6]

Some interviewees indicated that negative stereotypes had to do with being a small business. For example:

- Concerning disadvantages of certification, the Caucasian female manager for an MBE/DBE/SBA-certified engineering company said, “The only disadvantage [to being a certified firm] is that sometimes [it] is viewed as being a small firm until [it] has the capacity to do projects, whether that’s true or not. People may have some thoughts about what a small business is, and what a small business can do.” [WSDOT#9]
- A project manager for a majority-owned general contracting firm said, “There can be [stereotypical attitudes]. I have heard stuff before, but stereotypes can have some truth to them too. When you are talking about small businesses or DBEs, there can be more work involved working with them because of their level of staff or the support that they need. So, I hazard against calling it stereotyping, because it is true that a small firm might need more support than a more established firm.” [ST#7]
- The Black American owner of a non-certified consulting firm said, “Yes, [stereotypical attitudes] are always there. [Primes contractors and public owners] always want small businesses to prove that

they can do things despite having the qualifications and documentation of past performance. [The prime contractors and public owners] want proof of ability to do work four or five times. This occurs with the prime contractors and public agency personnel. This is a very pervasive problem.” [WSDOT#4]

Some interviewees reported no instances of stereotypical attitudes on the part of customers or buyers. [For example, ST#5, ST#10, WSDOT#9, WSDOT#27, and WSDOT#32]

“Good ol’ boy” network or other closed networks. Many interviewees had comments concerning the existence of a “good ol’ boy” network that affects business opportunities.

Those who reported the existence of a good ol’ boy network included minority, female, and Caucasian male interviewees. For example:

- The female owner of a DBE-certified construction company indicated that the good ol’ boy network operates in the local construction industry and makes it more difficult for DBEs to succeed. She said, “[The good ol’ boy network] happens in situations where people use their influence to limit competition or allow you to not have access to the same vendors or suppliers.” [WSDOT#40]
- The Native American owner of a DBE-certified electrical contracting firm commented that the good ol’ boy network does exist. He said, “It’s just the way it is, and I-200 drove that point home.” [ST#2]
- When asked if the good ol’ boy network affects business opportunities, the Hispanic American owner of a DBE-certified engineering firm said, “Absolutely, it’s part of any industry. Anyone who doesn’t see it there [is blind] — it’s there.” [WSDOT#7]
- The project manager for a WBE- and DBE-certified environmental services firm said, “The good ol’ boy network is just like any other kind of networking. I cannot say that we are not part of it. If a minority- or woman-owned business is not part of that network, then they have to get into it. I really think that is has to do with the reputation of the company.” [ST#10]

Some minority and female interviewees indicated that the good ol’ boy network adversely affects their businesses. For example:

- The Asian Pacific American female owner of an MBE- and DBE-certified engineering company said, “Oh, yeah, there is a good ol’ boy network.” She said that it is harder to get opportunity when you are an MBE or WBE. [WSDOT#1]
- When asked if the good ol’ boy network affects business opportunities, the Black American owner of a non-certified consulting firm said, “Oh yeah, big time, big time. There might be some cultural differences — where you go, what you do with your spare time. But in the good ol’ boy network, if you belong to the same club, [go] golfing, or climb some mountain together, then you’re in their good book. [However], a lot of minority companies may just want to do [the] work and might not be tuned to other social things like golfing and mountain climbing. But even if you reach out to them, and they don’t want to do that with you, what can you do?” He said that the good ol’ boy network exists in both the private and public sectors. [WSDOT#4]
- The Black American owner of an MBE/DBE-certified engineering company said, “Yes, it is there. We spend a lot of time marketing, and there’s no reason why we shouldn’t get the opportunity, but you

know that we won't get the opportunity. I've seen it with companies, and then years later the environment changes, and you may get an opportunity." [WSDOT#8]

- When asked if the good ol' boy network exists, the Black American owner of a DBE-certified specialty contracting company said, "Yes, most definitely. That's where my [company's] job went to. The [prime contractor] let [my company] stay on [the job] until the DBE dollars were accomplished. The job was two and a half years [in duration. My company] stayed seven months. Then the good ol' boys got it. The [new company] is out there now." [WSDOT#35]
- The female owner of a DBE-certified specialty construction firm said, "I'm sure [the network] is in existence." She said that she has tried to break in with certain prime contractors and then has been told by their staff that she will only be contacted by them to meet good faith efforts requirements. [WSDOT#27]
- The Native American owner of a DBE-certified construction company wrote, "Over the years I have also struggled to break into the good ol' boy network that exists in the construction industry. Even after [many] years in business, there are some companies that I submit sub bids to that have never subcontracted with me, even when my pricing was lower than my competitors." [WT#5]
- The Hispanic American co-owner of a DBE-certified construction company said that the good ol' boy network was an issue when he was starting his business. He said that this was because his firm "didn't have the track record." [WSDOT#26]
- The Asian Pacific American owner of a non-certified engineering firm said, "I'm pretty sure the good ol' boy network still works out there. When you see a pattern, the primes always hiring someone else as someone that they associate with that is of the same ethnic group as they are, and never hiring someone from outside their group, it's the good ol' boy network. Or when you see that, in the industry, there's 10 percent minorities, and this firm has never had a minority work for them. There are cases like that. It's just word-of-mouth. Don't bother with them, because they won't hire a minority, period. And then you look at their roster, and yeah, it is all white. What can you say?"

He added, "It's not that I avoid them. We don't have relationships with them. They're just our competitors. I have not experienced overt discrimination directly. But I have heard many anecdotal things about some firms. Like 'Look at them, they don't have a single person that is ethnic of some sort.' And then you look at it, [and] it becomes apparent." [PS#3]

- The owner of a certified Black American-owned construction company said that he is aware of the good ol' boy network. He said that he believes that it is discriminatory against small businesses. He said that the DBE program exists to mitigate the effects of the network. He said that if government agencies did not have the DBE program, prime contractors would not give minority contractors any work. He said, "The government is probably better at controlling that than anybody." He went on to say that he feels like minorities would get pushed out of the industry without any help in the public sector. He said that he feels like the good ol' boy network is more prevalent in the public sector than in the private sector. [PS#4]

Some minority and female business owners and managers said that there was a good ol' boy network, but they have, over time, been able to enter the group or form their own groups. For example:

- The Caucasian female manager for an MBE/DBE/SBA-certified engineering company said, "Yes, [the good ol' boy network] exists in [the] industry. But on the flip side, there are small businesses

and cultures that network together too. There are definitely still some of [the closed networks] out there.” [WSDOT#9]

- The Caucasian female vice president of a DBE/WBE-certified rebar installer and supplier firm said, “There really was that good ol’ boy network that I had to break into.” [ST#6]
- When asked if he had experienced the good ol’ boy network, the Hispanic owner of an uncertified construction company said that he has, but that it is just part of the business. He said, “People hire who they know, even if they are more expensive.” He said that this network can work in his favor. If people know his company, they stick with him even if he is a little more expensive, because they know him and know his work. [PS#7]
- The Hispanic owner of an MBE-certified engineering firm said that the good ol’ boy network exists in the Seattle area, and that he wanted to a part of it. He said, “I like to think I am in that network. I spent 38 years trying to get a good reputation.” [PS#8]

Some interviewees reported they were not affected by any good ol’ boy network or other closed networks or that the good ol’ boy network no longer exists. For example:

- The female manager of a Native American-owned, DBE-certified construction company said, “Because of the fact that we had a history of 30 years in business here prior to becoming a certified minority firm, [the good ol’ boy network] has not had an [adverse] effect on us.” [WSDOT#32]
- A project manager for a majority-owned general contracting firm said, “I really have not seen a closed network in my day. In the private side, it does take more time to get worked in and to figure out who is working on projects, but in the public side, I have not seen that.” [ST#7]
- The president of an engineering industry trade association indicated that he was aware of the existence of a good ol’ boy network “way back when,” but that it does not exist anymore. He said, “This industry was a good ol’ boy network 20 or 25 years ago. It isn’t anymore — you just can’t operate on that basis. That is the old way of doing things, and it just doesn’t exist anymore. There are firms that have trouble breaking in [to the industry], but [it’s] because of a lack of relationships and resources. I think you measure [success of small business and MBE/WBE programs] on [whether there] is an opportunity there, not [whether there] is an equal outcome.” [WSDOT#38]
- A manager for a majority-owned geosynthetics supply firm said, “I suppose there are some [closed networks] that go on, but when it comes to what we are talking about, people go with the low bidder.” [ST#8]

Other allegations of discriminatory treatment. The study team also examined other comments about discriminatory treatment.

Some interviewees had other comments about what they perceived as discrimination against minorities or women. For example:

- The Native American owner of a DBE-certified construction company indicated that he has “worked hard to make [his company] a successful business. To do so, I have been required to overcome and am still working to overcome many obstacles, including the discrimination that has resulted from the fact that I am a minority contractor. Much of the discrimination and poor treatment I have

experienced is hard to document or to tie directly to my heritage, but I am certain that it is.”
[WT#5]

- The Native American owner of a DBE-certified electrical contracting firm said that “the tribes usually do not hire Indian contractors.” He said, “It has been that way since I started. It goes to the core of learning how to be good at racism. The oppressed get good at oppression. The only way for us to get into the casino work is if the majority-owned prime brings us in to do some of the work.” [ST#2]
- The Black American founder of a construction industry trade association said, “In 1965, [Black American-owned businesses] got more work than [Black American-owned businesses are] getting in 2012.” [WSDOT#39]
- The Black American owner of a DBE/MBE-certified concrete firm said that he is uncomfortable with majority contractors contacting him for his opinions about other DBE contractors. [ST#1]
- When asked if he had experienced prime contractors or customers who would not work with minorities, the owner of a certified Black American-owned construction firm said that everyone says they will work with minorities, but that often, prime contractors will find ways to limit minority participation. He said, “[Prime contractors] know how to get rid of you in one or two days. They might let one Black person work, but if there are two or three, they’re going to send those people back. It’s the same in the trucking industry.” [PS#6]

H. Insights Regarding Race- and Gender-Neutral Measures

The study team asked business owners and managers about their views of potential race- and gender-neutral measures that might help all small businesses, or all businesses, obtain work in construction and construction-related professional services industries. Interviewees discussed various types of potential measures and, in many cases, made recommendations for specific programs and program topics. The following pages of this Appendix review comments pertaining to:

- Technical assistance and support services (page 84);
- On-the-job training programs (page 86);
- Mentor-protégé relationships (page 86);
- Joint venture relationships (page 88);
- Financing assistance (page 89);
- Bonding assistance (page 90);
- Assistance in obtaining business insurance (page 92);
- Assistance in using emerging technology (page 92);
- Other small business start-up assistance (page 93);
- Information on public agency contracting procedures and bidding opportunities (page 94);
- On-line registration with a public agency as a potential bidder (page 95);
- Hard copy or electronic directory of potential subcontractors (page 95);
- Pre-bid conferences where subcontractors can meet prime contractors (page 96);

- Distribution of lists of planholders or other lists of possible prime bidders to potential subcontractors (page 97);
- Other agency outreach such as vendor fairs and events (page 98);
- Streamlining or simplification of bidding procedures (page 99);
- Breaking up large contracts into smaller pieces (page 100);
- Price or evaluation preferences for small businesses (page 101);
- Small business set-asides (page 102);
- Mandatory subcontracting minimums (page 103);
- Small business subcontracting goals (page 104);
- Formal complaint and grievance procedures (page 105); and
- Other measures (page 105).

Technical assistance and support services. The study team discussed different types of technical assistance and other business support programs.

Some business owners and managers thought technical assistance and support services would be helpful. Business owners and managers in support of such programs included ST#2, ST#3, ST#4, ST#6, ST#5, ST#8, ST#10, WSDOT#4, WSDOT#33, WSDOT#35, and WSDOT#36.

Some business owners and managers reported being aware of technical assistance and support services programs and having used them. Examples of such comments include the following:

- The female owner of a DBE-certified specialty contracting firm said that, when she started her business, she went to the William Factory Small Business Incubator program for the assistance that they provide. [WSDOT#27]
- The Hispanic American owner of a DBE-certified engineering company was supportive of technical assistance services. He said, “Probably the two best programs we have in the State right now for support of small businesses are the Business Economic Development Committee at the University of Washington and the PTAC program, the Procurement Technical Assistance Centers. [Those agencies] teach [participants] infrastructure [and give the participants] an education on how to create some kind of foundation for your company. That’s what their job is — to help you do that.” [WSDOT#7]
- When asked if technical assistance or support services would be helpful for small, minority, or women-owned businesses, the Caucasian manager of a WBE-certified construction firm said that more technical help programs would be helpful. He said, “The Port construction manual is available electronically, so that’s one thing they already instituted. Some more [services like] that would be helpful, especially if you have tech-savvy contractors.” [PS#2]

Some interviewees recommended specific technical assistance topics. For example:

- The Black American owner of a DBE-certified engineering company said, “There’s a lot of firms that are good at doing what they do in the field but not necessarily good at the office work.” [WSDOT#8]

- The Asian Pacific American owner of a DBE-certified contracting firm said, “If someone would set up my network, that would be an assistance. Services would have to be free, though.” [ST#9]
- Although she said that the firm where she works did not need these services, The Caucasian female manager of a large DBE-certified engineering company said, “I think services could be beneficial to start-up businesses, especially regulations that govern how overhead is calculated. It would also be beneficial to a start-up business to know how to find out about jobs, how to put proposals together, where to meet prime [contractors], and so on.” [WSDOT#9]
- The female manager of a Native American-owned, DBE-certified construction company said, “I know about technical assistance programs, and that some firms have used them. The services we used when [our company] first signed up were substandard. The people putting on the training classes were substandard. We were encouraged to use the programs but there wasn’t a lot of follow through.” [WSDOT#32]
- A discussion participant representing a diversity program office said, “For me, the big issue is making sure we have support for technical assistance. I hate to see when [DBEs] stumble and fall, and there is nowhere for them to go. They do everything themselves as a small business person and there might be one thing about their business that they don’t really understand. We partner with the University, with their law school, and their business program to get some of our firms through their program that they’ve got around business development.” [DBEP#5]
- When asked if technical assistance or support services would be helpful for small, minority, or women-owned businesses, the owner of a certified Black American-owned construction company said that he would find bidding assistance helpful for his business. He said, “I don’t know how to bid. I have to pay somebody to bid my projects.” He went on to say that he understands how to bid on private projects, because he has been doing it for years, but that he still struggles to understand how bidding in the public sector works. [PS#4]

Some firm owners and managers recommended against such programs because they thought that small businesses should access any assistance on their own. For example:

- When asked if technical assistance would be helpful, the Subcontinent Asian American male owner of a DBE-certified engineering firm said, “I don’t think [efforts to increase technical assistance and support services] should be done. To me the business should have that understanding [and] that capability on its own.” [WSDOT#10]
- The Caucasian co-owner of a non-certified WBE construction company made a similar observation. He said, “It would certainly [be helpful], but I don’t feel that the government needs to provide it. I think [a company] ought to be able to take care of itself.” [WSDOT#17]
- The Asian Pacific American owner of a non-certified engineering firm said, “I think small firms need to be able to stand on their own without training [and] without mentoring. If you’re a professional in this field, you need to be able to perform like a professional. If a big firm wants to integrate you into their way of doing things, that’s fine. But that’s not training or mentoring. It’s just that your forms all match, your report looks very smooth, [and] it looks very well integrated. If you’re not competent you don’t belong in this field.” [PS#3]

One business owner thought the usefulness would depend on what the contractor received the assistance for. The project manager for a WBE- and DBE-certified environmental services firm asked, “Is it for you completing a project or is it areas where you may be deficient on?” He noted that the prime contractor has people that can help you. He said, “Sometimes issues come up. Sometimes you need help to sort things out.” He stated technical assistance does have value. [ST#1]

Some business owners and managers said that generalized technical assistance would help firms, but others said that it could actually be harmful. For example:

- The Asian Pacific American female owner of an MBE- and DBE-certified engineering firm said, “Technical assistance is only helpful for brand new firms. We went through some training sessions, small business seminars, and presentation sessions put on by non-profits but did not find them helpful because they don’t have any new information.” [WSDOT#1]
- A project manager for a majority-owned general contracting firm said, “[Technical assistance and support services] are difficult to tailor to each subcontractor but could definitely be useful.” [ST#7]
- The Asian Pacific American owner of a DBE-certified engineering firm cautioned against providing technical assistance. He said, “[It is] not a good idea, depending on the trade. If the assistance doesn’t know the trade, it can take [the business] in the wrong direction.” [WSDOT#37]

On-the-job training programs. Nearly all business owners and managers interviewed were supportive of on-the-job training programs, although many limited their comments to apprenticeship programs.

Some interviewees said that on-the-job training would be useful in certain settings. For example:

- A project manager for a majority-owned general contracting firm said, “When we are talking about a craft or field working, I do not think that [on-the-job training] is a particularly useful thing. When we are talking about an in the office job, or trying to help someone run their business, maybe [on-the-job training] is a reasonable thing.” [ST#7]
- When asked what measures or programs he thought would be helpful for small businesses working with the Port, the Caucasian manager of a WBE-certified construction firm said that he thinks there should be a class that teaches small contractors how to navigate the bureaucracy at the Port. He said, “I think somebody who has a ton of experience up [at the airport] could possibly give people a two- to three-hour class. [It should be] specific to how [construction at the Port] is different from regular construction.” [PS#2]
- When asked if on-the-job training programs would be helpful for small, minority, or women-owned businesses, the owner of a certified African American-owned construction company said that he thought such programs would be helpful for new businesses, but not for his business. He said he has been in the industry for a long time, so he does not need the help. He said, “I can see it helping someone who hasn’t been doing it that long.” [PS#4]

Mentor-protégé relationships. Many interviewees commented on mentor-protégé programs. A number of business owners said that they had informal mentor relationships.

There were many comments from interviewees in support of mentor-protégé programs. [For example, ST#1, ST#2, ST#3, ST#4, ST#5, WSDOT#4, WSDOT#9, WSDOT#15, WSDOT#17, and WSDOT#27] Examples of those comments include the following:

- The Subcontinent Asian American male owner of a DBE-certified engineering firm said, “The mentor-protégé thing of having somebody who has larger exposure and experience would be definitely beneficial.” [WSDOT#10]
- The Caucasian female vice president of a DBE/WBE-certified rebar installer and supplier firm said that the mentor/protégé relationships are very good, and she believes in mentor/protégé relationships. She said, “If I had the opportunity to mentor, I would.” [ST#6]
- The Caucasian general manager of a non-certified woman-owned construction company supported mentor-protégé programs. He said, “We have been both the mentor and the protégé a long time ago. It’s a great way to pass on knowledge.” [WSDOT#33]
- The Asian Pacific American owner of a DBE-certified contracting firm said, “It would be useful to have a mentor program where someone, like a retired construction firm owner, came in once a week to help you put together bids.” [ST#9]
- The Asian Pacific American owner of a DBE-certified engineering and specialty construction company related how his company has grown in recent years. He said, “For several years the firm struggled. The mentor-protégé relationships have helped us grow from a \$1 million company to a \$5 million company last year.” [WSDOT#37]
- A project manager for a majority-owned general contracting firm said, “[Mentor-protégé relationships] can be helpful. We have some informal programs, and I have heard of some formal programs.” [ST#7]
- The Black American owner of a DBE-certified engineering company reported a favorable mentor-protégé experience. [WSDOT#8]
- The project manager for a WBE- and DBE-certified environmental services firm said, “[Mentor/protégé relationships] are great ideas, but it is up to you to go do it. I have coworkers who still have mentors.” [ST#10]

Other business owners and managers had criticisms of mentor-protégé programs. For example:

- The Asian Pacific American owner of a DBE-certified engineering firm said, “I have tried to [involve my company in] mentoring but never found a long-term mentor. I [have] found short-term mentors, but once the mentor fulfilled whatever requirement it had, that was pretty much the end. For me, unless I could get paid, I think it’s a waste of time. It would be like getting a third party to learn something [that could be learned] on the Internet.” [WSDOT#3]
- A manager for a majority-owned geosynthetics supply firm said, “[Mentor/protégé relationships] could be a two-edged sword. If a large business was mentoring a small business and another large business knew that was going on, then they would not use the small business. The small business’ horizons would be limited by what their mentor had going on.” [ST#8]
- The Black American owner of a DBE-certified specialty contracting company said, “Some of the larger companies have [mentor-protégé programs], but it is window dressing. It really doesn’t do anything.” [WSDOT#35]

- The Black American owner of a DBE-certified trucking and specialty contracting company said, “[A mentor-protégé relationship] is very dangerous between subs and primes. There are a lot of problems with control. It would be helpful under strict supervision.” [WSDOT#36]
- The Asian Pacific American owner of a DBE-certified engineering firm had participated in mentor-protégé programs. He said, “We are in one now and were in one before. These can be good if there are good understandings between the mentor and protégé about what to do. The first one we had under the 8(a) program did not work out, and, after two years, I let it go. The one we are in now is working out better, but there are still flaws.” [WSDOT#37]

Joint venture relationships. Interviewees also discussed joint venture relationships.

Some of the business owners and managers interviewed had favorable comments about joint venture programs. [WSDOT#17] Examples of those comments include the following:

- The Subcontinent Asian American male owner of a DBE-certified engineering firm said, “I have seen some instances where a couple small businesses will get together and propose a joint venture for some project. An ability to do that I think is great.” [WSDOT#10]
- The Black American owner of DBE/MBE-certified concrete firm said, “Joint ventures between minority firms would be good if you can find surety companies to bond them.” He also said, “Maybe we can get DBE contractors from out of state and create a partnership.” He added that, in Oregon, he thinks the government agency stakeholders met with majority primes and discussed their minority participation goals. He mentioned that Black American contractors did over \$300 million in contracting volume in Oregon.

He said that he would also like to see joint ventures between minority firms and majority-owned firms. He feels this would create capacity and value. He said, “Since it is so hard to bond, partnerships would ease the burden of bonding.” [ST#1]
- The Hispanic American co-owner of a DBE-certified construction business said that he had done joint ventures a few times, and that they had gone very well. He was supportive of this opportunity. [WSDOT#26]
- The Caucasian female vice president of a DBE/WBE-certified rebar installer and supplier firm said that she would prefer to joint venture with another DBE. [ST#6]
- The Asian Pacific American owner of a DBE-certified engineering firm said, “I love joint venture relationships. Joint venture relationships would allow me to deal directly with the owner or agency. I have not been in a joint venture relationship before.” [WSDOT#3]
- The Asian Pacific American owner of a DBE-certified contracting firm said, “[Joint venture relationships] would be useful, but that is a financial relationship. You have to put up your \$50 million and [the other firm] has to put up their \$50 million. If you can only put up \$50,000, then that probably will not work for the other firm.” [ST#9]
- The Black American owner of a DBE-certified engineering company indicated support for a joint venture program. He said that his company “often tries to work with other companies to build capacity but hasn’t done a formal joint venture.” [WSDOT#8]
- A manager for a majority-owned geosynthetics supply firm stated that “[Joint venture relationships] would be good. Joint venture relationships seem to happen quite often. It seems to

me, on the surface, that joint ventures are more acceptable [than mentor/protégé programs].” [ST#8]

- The Caucasian general manager of a non-certified woman-owned construction company said that joint-ventures have worked well for his company and supported providing that assistance. [WSDOT#33]
- The project manager for a WBE- and DBE-certified environmental services firm stated, “[Joint venture relationships] seem great. I do not know how they divide the project or the money, but from what I have seen, they seem great.” [ST#10]
- When asked if joint venture relationships would be helpful for small, minority, or women-owned businesses, the owner of a certified Black American-owned construction firm said that he believes there should be more joint venture opportunities available to DBEs. He said that his company is starting to get into joint ventures. [PS#6]

Some interviewees expressed negative comments and anecdotes about joint venture programs. For example:

- The Asian Pacific American female owner of an MBE- and DBE-certified engineering firm said, “I think it’s a little over [the head of the small business owner]. I don’t think it even makes sense.” [WSDOT#1]
- A project manager for a majority-owned general contracting firm said, “[Joint venture relationships] can get complicated. We do not joint venture much, and some of that has to do with culture. It can be difficult trying to assimilate two firms’ cultures. I do not see a lot of value to joint ventures.” [ST#7]
- Representatives of a large, majority-owned concrete company cautioned that legal issues can limit opportunities for joint venture agreements. [WSDOT#15]
- When discussing joint venture relationships, the Asian Pacific American owner of a DBE-certified engineering firm said, “I have been in some joint ventures, and it is hard to make it work.” [WSDOT#37]

Financing assistance. Many business owners and managers had comments about assistance obtaining business financing.

Many business owners and managers indicated that financing assistance would be helpful. [For example, ST#2, ST#6, ST#8, WSDOT#15, and WSDOT#33] Comments in favor of financing assistance programs included the following:

- The Subcontinent Asian American male owner of a DBE-certified engineering firm said that he had some knowledge of a WSDOT program that lowers interest rates on loans for firms working on their projects. He commented, “I think it’s a great endeavor. It helps to make businesses a little more financially viable.” [WSDOT#10]
- The Caucasian president of a majority-owned surveying company said that financial assistance is definitely good for small businesses. [ST#4]

- The Black American owner of a DBE-certified trucking and specialty contracting company said, “I know of programs that are out there. It’s a huge challenge, a huge barrier, for start-ups to get money and to meet the underwriting criteria. This is what keeps 90 percent of the DBEs down.” [WSDOT#36]
- The Subcontinent Asian American president of a DBE/MBE-certified engineering company said, “Loan guarantees would be helpful as a line of credit.” [ST#5]
- The Caucasian co-owner of a non-certified WBE construction company said loan guarantees would “certainly be helpful. Any time you can make getting through the financing process easier [would be helpful]. It’s been quite a learning experience for me.” [WSDOT#17]
- A project manager for a majority-owned general contracting firm said, “[Financing assistance] would definitely be helpful. That is one of the struggles that I hear about a lot from the smaller guys. Ninety-eight percent of the problems I see stem from access to cash and financing or making payments. If there was more access to [financing], a lot of those problems could be solved.” [ST#7]
- The Black American owner of a DBE-certified engineering company supported the idea of financing assistance. He said, “It’s absolutely crucial. I wouldn’t be in business today if it wasn’t for [my lending company].” [WSDOT#8]
- The Black American owner of a non-certified consulting firm said that financing is such a huge issue, especially now with the economic downturn, that any financing assistance would be helpful. He said, “Banks are very reluctant. They think [that small business] is [a] big risk for them, even though we may demonstrate to them what we are capable of doing.” [WSDOT#4]

Some business owners and managers had attempted to use or were aware of financing assistance programs and had negative comments. For example:

- The female owner of a DBE-certified specialty contracting firm said, “Just because I owe money like every other firm, why can’t I qualify for financing? My company is viable, has had some good years revenue-wise. I’m discouraged [because] it is so hard to find financing assistance.” [WSDOT#27]
- The female manager of a Native American-owned, DBE-certified construction company said, “Our bank cut off [its] line of credit in November of last year, and that put us out on our own. OMWBE said there are financial assistance programs, but so far, I have only heard that things are being looked into. There has been nothing helpful so far. When a small business needs help, [it] needs help [now]. It is devastating to us.” She went on to say, “I have actually gone to the Department of Commerce. [That agency] has a program called ‘Craft Three,’ and [it is] looking at [our company]. You would think that the federal department of transportation would be in the frontrunner of helping small businesses, especially the DBE businesses, [but that hasn’t been my experience].” [WSDOT#32]
- The Black American owner of a DBE-certified specialty contracting company said, “It’s a problem because the average small business can’t qualify for the loan.” [WSDOT#35]
- The Asian Pacific American owner of a DBE-certified engineering firm said, “I have tried to use [financing programs] but never got it because I’m too small. I couldn’t [satisfy] the underwriting criteria.” [WSDOT#37]

Bonding assistance. The study team asked business owners and managers about bonding assistance.

Many business owners and managers indicated that bonding assistance would be helpful. [For example, ST#8, WSDOT#8, WSDOT#15, WSDOT#33, and WSDOT#17] Examples of such comments include the following:

- The Black American owner of a DBE-certified specialty contracting company supporting bonding assistance. He said, “It’s a good idea, because most of the DBEs can’t get bonding.” [WSDOT#35]
- The Black American owner of DBE/MBE-certified concrete firm said he has had two Sound Transit contractors that have waived the bonding requirement and placed him under the prime contractor’s bond. He said that bonding impacts minority contractor’s ability to bid as a prime contractor. He said, “We can’t control our destiny, because we can’t get the bonding.” [ST#1]
- The female owner of a DBE-certified specialty contracting firm said, “If there is an agency that’s willing to waive the bond requirement, I might make money on public contracts. But, bonds are required.” [WSDOT#27]
- The Native American owner of a DBE-certified electrical contracting firm said bonding programs are okay, but she explained that “you have to be bondable first.” She went on to say, “Surety and underwriters will not let us through the gate. We are effectively locked out. Non-DBE firms are experiencing the same thing. What it is doing for the market is [that] the big guys get bigger, and little guys get smaller or disappear.” [ST#2]
- When asked about bonding assistance, the Subcontinent Asian American male owner of a DBE-certified engineering firm said, “I would think [bonding assistance] would be a good thing to help out.” [WSDOT#10]
- The Caucasian female vice president of a DBE/WBE-certified rebar installer and supplier firm stated that bonding assistance would be “huge,” and she supports it because it is really needed. [ST#6]
- The female manager of a Native American-owned, DBE-certified construction company said, “Bonding is usually through each company’s insurance agency. Only occasionally does a prime contractor require bonds from us. Financial institutions don’t consider work on the books to be an asset and don’t [really] look at receivables anymore.” [WSDOT#32]
- The Asian Pacific American owner of a DBE-certified contracting firm said, “If a job came out, it would be helpful if the bonding requirements for a certified DBE were less. It would also be helpful if Sound Transit could ensure prompter payment.” [ST#9]
- The Black American owner of a DBE-certified engineering company was supportive of bonding assistance. He explained, “A lot of times the bonds are being held on pieces of work that have been completed for a very long time. The [small companies] don’t have a lot of bonding capacity so the large companies are basically putting them out of business.” [WSDOT#8]
- A project manager for a majority-owned general contracting firm said, “[Bonding assistance] would be useful. We have done that with some smaller guys when we can based on statutes.” [ST#7]
- The Asian Pacific American owner of a DBE-certified engineering firm, which also performs construction, said “I have applied and haven’t been able to get [bonding]. I couldn’t meet the underwriting criteria.” [WSDOT#37]

Some business owners said that they did not have difficulties dealing with bonding. For example, the Black American owner of a DBE-certified trucking and specialty contracting company said, “What I do doesn’t require bonding. I know of other DBEs who are intertwined with primes and get around the bonding issue.” [WSDOT#36]

Assistance in obtaining business insurance. Some business owners and managers interviewed said that assistance obtaining business insurance was a need; others did not.

Some business owners and managers recommended assistance in obtaining business insurance. [For example, ST#5, ST#8, WSDOT#4, WSDOT#15, WSDOT#33, WSDOT#35, WSDOT#36, and WSDOT#37]

Some interviewees indicated that assistance in obtaining business insurance was not needed. A number of other business owners indicated that business insurance was readily available, even when they started their companies. For example, the Caucasian female manager of a large DBE-certified engineering firm said, “Our industry professional organization has been very helpful in offering insurance programs, sort of as a broker with the insurance provided by insurance companies.” She also said, “I’m aware that the State Legislature just passed a law about indemnification in contracts. I haven’t seen exactly what the new law will do but I think the change will make things more insurable. This could benefit the entire industry but especially small businesses.” [WSDOT#9]

Assistance in using emerging technology. Interviewees discussed assistance in the emerging technology.

Many business owners said that assistance using emerging technology would be helpful. [For example, WSDOT#26, WSDOT#8, WSDOT#15, WSDOT#35, and WSDOT#37] Examples of those comments include the following:

- The Black American owner of a DBE-certified trucking and specialty contracting company said, “That would be phenomenal.” [WSDOT#36]
- The Black American owner of a DBE/MBE-certified concrete firm said, “Not all minority firms are proficient with the latest technology. There are contractors that are not savvy on technology.” He said, “Many minority contractors do not want to change the old ways of doing things.” [ST#1]
- The Caucasian co-owner of a non-certified WBE construction company said, “[Assistance with emerging technology] would be wonderful. I have fought way through it. I started with a fax machine. That was pretty much it.” [WSDOT#17]
- When talking about emerging technology, the Caucasian general manager of a non-certified woman-owned construction company said, “It’s kind of changed the game for us.” He was supportive of assistance in using emerging technology. [WSDOT#33]
- The Caucasian female manager of a large DBE-certified engineering firm said that assistance in using social media would be helpful. [WSDOT#9]
- When asked if assistance in using emerging technology would be helpful for small, minority, or women-owned businesses, the owner of a certified Black American-owned construction firm said that sometimes new technologies are very complicated. Therefore, assistance would be helpful. [PS#6]

One interviewee had accessed available training and was critical of the service. The female manager of a Native American-owned, DBE-certified construction company said, “At the very beginning, we had some people come in [from the State], and we knew more than [the trainers] did. WSDOT has helped by paying for a subscription to the Daily Journal of Commerce plan center and allowing DBEs to use the subscriptions. That has helped us immensely. It would be nice if all the plan centers in the state were accessible to DBEs without charge.” [WSDOT#32]

Other small business start-up assistance. When asked about other small business start-up assistance, many businesses were in favor of such assistance and often identified specific needs or approaches.

Some business owners and managers specifically mentioned marketing assistance. For example:

- When asked about any other start-up assistance, the Hispanic American co-owner of a DBE-certified construction company indicated that some kind of network would have been helpful to market his company. [WSDOT#26]
- The Black American owner of a consulting firm said, “Start-up assistance would be good. There should be help as far as putting marketing plans together, outreach, learning about joint ventures, etc.” [WSDOT#4]

Other business owners and managers said that assistance with regulations and paperwork was needed for start-ups. For example, the Caucasian general manager of a non-certified woman-owned construction company recommended training concerning proper billing and other paperwork such as certified payroll. [WSDOT#33]

In response to the question concerning start-up assistance, some business owners pointed to services that are now offered. For example:

- The Black American owner of a DBE-certified trucking and specialty contracting company recommended that new companies go through the SBA for start-up assistance. [WSDOT#36]
- The Hispanic American owner of a DBE-certified engineering company said, “Washington CASH (Washington Community Alliance for Self-Help) can provide start-up assistance. He said that the SBA provides assistance as well, and that the local office does a great job. [WSDOT#7]
- The female owner of a DBE-certified specialty contracting firm said, “Small business incubators are really a good thing. The [incubator] is able to take a building and spread the costs out by having a number of start-up businesses in the building. All the costs of operating a business, such as phones, electricity, and so on, are shared. Banks, contractors, and unions come to the incubator to provide information.” [WSDOT#27]

However, some business owners expressed some cautions about business assistance. For example, the Asian Pacific American owner of a DBE-certified engineering firm said, “There are a lot of businesses that want to start up that aren’t qualified. There should be a screening process to help businesses that are qualified and really want to do it. Particularly needed is help getting working capital.” [WSDOT#37]

Information on public agency contracting procedures and bidding opportunities. Most interviewees indicated that more information on public agency contracting procedures and bidding opportunities would be helpful.

Many business owners and managers reported that they were already receiving information on bidding opportunities or knew how to search for them. For example:

- A manager for a majority-owned geosynthetics supply firm indicated that there did not need to be more information on public agency contracting procedures and bidding opportunities. [ST#8]
- The Caucasian co-owner of a non-certified WBE construction company indicated that information on public agency contracting procedures and bidding opportunities was already available. He said, “If you want to look for it, it’s there.” [WSDOT#17]
- The Caucasian female vice president of a DBE/WBE-certified rebar installer and supplier firm said that she is signed up on many rosters, and online registration is very good. [ST#6]
- The Black American owner of a DBE-certified trucking and specialty contracting company said that this assistance is needed, but “a lot of us are seasoned [and know what to do].” [WSDOT#36]

A number of interviewees suggested that public agencies better coordinate how they provide information about contract opportunities. For example:

- The Black American owner of a DBE-certified specialty contracting company recommended putting all public agency bidding information “in one spot.” [WSDOT#35]
- A project manager for a majority-owned general contracting firm said, “[Information on public agency contracting procedures and bidding opportunities] would be useful. I have been involved in a few outreach and networking events for public agencies, and one of the things that I have heard is that all [public agencies] have different procurement procedures and ways to find out about projects. It can be difficult for subs to figure out which game they are playing for each public agency. The inconsistencies can make it challenging for subs to follow.” [ST#7]
- The Black American owner of a DBE-certified engineering company said that more information on public agency contracting procedures and bidding opportunities would be helpful. He said, “Every agency is a different situation. [It is a challenge] to learn how [each one] works. [In] some areas [my firm] just doesn’t have the experience, especially for federal work. [Seattle Public Utilities] has forums on how to do business with the agency, which are great.” He said it would be helpful if other agencies followed suit. [WSDOT#8]
- The female manager of a Native American-owned, DBE-certified construction company made a similar comment. She said, “It’s not easy finding out about what’s being bid [out] by some local agencies because [some] are not on the Internet. I think all local agencies should be required to be on the Internet.” [WSDOT#32]
- The Black American owner of a consulting firm said that information about public agency bidding and contracting should be placed on websites and the Internet. [WSDOT#4]

One interviewee cautioned that obtaining information when public agencies publicly announce bidding opportunities may not be helpful because it is then too late in the process. The Subcontinent Asian American male owner of a certified engineering firm said, “With projects that are out there, when

they actually get advertised, a lot of these big companies know about this ahead of time and have already built their team so that when it's actually advertised, it's actually too late for smaller firms to be able to go through and get onboard." [WSDOT#10]

On-line registration with a public agency as a potential bidder. Most owners and managers of construction companies said that online registration with public agencies would be helpful.

A number of interviewees said their companies were already participating in on-line bidder registration systems. [For example, ST#2, ST#6, ST#8, ST#9, and PS#6]

Related to online registration, some business owners and managers discussed their experience concerning electronic rosters for small public agency projects. For example:

- The Caucasian co-owner of a non-certified WBE construction company spoke about small works rosters. He said that they are good for small general contractors, but that the jobs that come up do not fit his company very well. His firm primarily works as a subcontractor. [WSDOT#17]
- The Black American owner of a DBE-certified specialty contracting company reported, "[My company] was on the City of Seattle's small works roster, but [that roster] has been eliminated because it didn't work. I don't think [the rosters] work, so I don't care about that anymore." [WSDOT#35]

Several interviewees said they preferred centralized, online registration systems for public projects. For example:

- The female owner of a DBE-certified specialty contracting firm said, "I think some agencies do [use on-line registration systems]. Generally, projects can be found online and then [the searcher] is directed to the Daily Journal of Commerce and Business Exchange Washington. Otherwise, many, many web sites would have to be searched to find the jobs." [WSDOT#27]
- When asked whether online registration with a public agency as a potential bidder was useful, a project manager for a majority-owned general contracting firm said, "Every public agency has something different that you have to sign up for, and that can be frustrating for some of the DBEs that I have worked with. Chasing every agency and trying to figure out how they work can be difficult when you do not have a lot of time. The concept [of online registrations] is good, but when you have a dozen to go through, that can be a challenge." [ST#7]

Hard copy or electronic directory of potential subcontractors. Most interviewees said that hard copy or electronic lists of potential subcontractors would be helpful.

Some business owners pointed out existing resources. Examples of such comments included the following:

- The Black American owner of a DBE-certified specialty contracting company said, "[A directory of subcontractors] already exists. It puts me in front of the prime." [WSDOT#35]
- The Caucasian female vice president of a DBE/WBE-certified rebar installer and supplier firm commented that the electronic copy of a directory of potential subcontractors is good. [ST#6]

- The Black American owner of a DBE-certified engineering company said, “I use directories to look for other small firms, and I think larger firms do that as well.” [WSDOT#8]
- The Caucasian general manager of a non-certified woman-owned construction company said that his company uses the OMWBE directory. [WSDOT#33]
- When asked if a directory of potential subcontractors would be helpful, the female owner of a DBE-certified specialty contracting said, “I think there are quite a few of those out there.” [WSDOT#27]
- When asked about hard copies or electronic directories of potential subcontractors, the owner of a certified Black American-owned construction firm said that he is on subcontractor lists and gets copies of subcontractor directories. [PS#6]

A few business owners strongly recommended electronic directories. For example:

- The Asian Pacific American owner of a DBE-certified engineering firm said, “The electronic directory is the way to go.” [WSDOT#37]
- The Asian Pacific American owner of a DBE-certified contracting firm stated that, “[Hard copy directories of potential subcontractors] are kind of going the way of the newspaper. Everything is going electronic. But I still get the Daily Journal of Commerce, so they are still good for small businesses.” [ST#9]

Pre-bid conferences where subs can meet primes. Many business owners and managers supported holding pre-bid conferences. [For example, ST#5, ST#6, ST#8, ST#10, WSDOT#8, and WSDOT#37]. For example:

- The Caucasian general manager of a non-certified woman-owned construction company said that his firm goes to pre-bid conferences and can identify subcontractors at these meetings. [WSDOT#33]
- The Subcontinent Asian American male owner of a DBE-certified engineering firm said that he feels strongly that pre-bid conferences are vitally important. He said, “I think that some kind of meeting or pre-proposal thing that allows different primes and subs to come together and see who can share projects — that’s the biggest thing that helps bring partnerships together.” He went on to say, “That, and having some kind of participation requirements for small firms on contracts from public agencies that don’t always require that [would be helpful].” [WSDOT#10]
- The Hispanic American owner of a DBE-certified engineering company said, “[Pre-bid conferences] are good because you get to meet the primes and have face time.” [WSDOT#7]
- The Black American owner of a DBE-certified trucking and specialty contracting company made a similar comment. He said, “Round table meetings [are good]. Face-to-face is super important.” [WSDOT#36]
- The Caucasian female manager of a large DBE-certified engineering firm reported that pre-proposal conferences are helpful. She said, “You get to meet the client and the prime as well as other firms that are there. It’s good to know who your [company] might team with and who is competition.” [WSDOT#9]

Some business owners and managers said that they did not have time to attend the meetings or that the meetings needed better scheduling. For example:

- Representatives of a large, majority-owned concrete company said, “Yes, [pre-bid conferences are helpful]. It sounds good in theory, but we don’t have time to do that either.” [WSDOT#15]
- The female manager of a Native American-owned, DBE-certified construction company said, “The outreach meetings for those projects are usually held during working hours. Small businesses like ours don’t have the personnel to send. Having sessions later in the afternoon or in the evening would be better than mornings, especially Monday mornings.” [WSDOT#32]

A few interviewees had mixed feelings about pre-bid conferences. For example:

- A project manager for a majority-owned general contracting firm said, “[Pre-bid conferences] can be useful depending on the project, agency, and the attendance. I have been to some that are really a non-event, and I have been to some where there are 100 people there, which is a good networking opportunity.” [ST#7]
- When asked if pre-bid conferences are helpful for small, minority, or women-owned businesses, the owner of a certified Black American-owned construction firm said that sometimes pre-bid conferences are helpful, but they are often a lot of work for little gain. He went on to explain that pre-bid conferences require small businesses to jump through hoops. He said that this is frustrating, because often his business doesn’t end up with a contract. [PS#6]

A few interviewees did not think that pre-bid meetings were useful. For example:

- The Black American owner of a DBE-certified specialty contracting company said, “That’s not going to do any good. It’s [the company that] is the cheapest [that will get the job].” [WSDOT#35]
- The Native American owner of a DBE-certified electrical contracting firm said that he goes to the pre-bid meetings. He said, “We get together, shake hands, and I never get a call from them. What I try to do is reach out and follow up.” [ST#2]
- The Caucasian co-owner of a non-certified WBE construction company reported that he does not have any difficulty marketing to prime contractors. When asked about pre-bid conferences, he said that those meetings are “typically a waste of my time. They just never seem to be too productive.” He explained, “I can find out everything I need to know from the bid documents, if they are properly put together.” [WSDOT#17]
- The Hispanic American president and co-owner of an MBE/DBE-certified electrical contracting firm commented on attending pre-bid meetings where subs can meet primes. He said, “There is a lot of talk but nothing happens.” The vice president concurred, saying, “Nothing comes out of those things.” [ST#3]
- The Asian Pacific American owner of a DBE-certified contracting firm said, “If you are not a prime, the only thing the pre-bid conferences are good for is getting to know who will be bidding a job. Unless you are looking for something specific in it, it is more just to get to know who is bidding. You get on the phone afterwards.” [ST#9]

Distribution of lists of planholders or other lists of possible prime bidders to potential subcontractors. Most of the business owners and managers interviewed supported the distribution of planholders lists.

Some interviewee discussed the services that were already available. For example:

- When asked if distributing lists of planholders or other lists to potential subcontractors would be helpful, The Caucasian co-owner of a non-certified WBE construction company said that his company had never had any problem obtaining that information, and that it usually was online. [WSDOT#17]
- The Black American owner of DBE/MBE-certified concrete firm reported that he finds out about opportunities by registering on agency rosters to receive e-mail notification. He stated that he views the planholder list to find prime contractors that may bid. [ST#1]
- The Asian Pacific American owner of a DBE-certified engineering firm said, “The private planholders are charging \$500 a month for [lists of potential prime contractors]. government agencies should subsidize these [costs] for small businesses.” [WSDOT#37]
- The Subcontinent Asian American president of a DBE/MBE-certified engineering company said that he uses planholders lists to seek out the primes that are proposing on a project. [ST#5]
- The Subcontinent Asian American male owner of a DBE-certified engineering firm said that public agencies should distribute lists of planholders or potential prime bidders to potential subcontractors. He continued, “OMWBE has a list like that. Further segregation or further separation would be beneficial.” [WSDOT#10]

Other agency outreach, such as vendor fairs and events. Some business owners and managers reported that outreach such as vendor fairs and events were useful. Others no longer regularly attend those events.

Examples of positive comments about agency outreach events include the following:

- The Subcontinent Asian American male owner of a DBE-certified engineering firm indicated that agency outreach, such as vendor fairs, are helpful. He said, “Yes, that’s the huge thing. That’s the key.” [WSDOT#10]
- The Native American owner of a DBE-certified electrical contracting firm said that his main focus is transportation projects. He goes to the open house events and builds on good relationships to get on various projects. [ST#2]
- The Caucasian general manager of a non-certified woman-owned construction company said that his company attends outreach events that the AGC holds. [WSDOT#33]
- The Black American owner of a DBE/MBE-certified concrete firm noted that outreach events do help a small amount. He said, “The best way is to get out and create good relationships and references.” [ST#1]
- A discussion participant representing a diversity program office recalled that a number of DBE firms have said, “We’ve been very successful. We never would have met these people had you not had this level of outreach events.” The participant went on to say that their office needed to follow-up with the prime contractors and ask them how many new DBEs they are bringing in as subcontractors. [DBEP#5]

- The Caucasian female vice president of a DBE/WBE-certified rebar installer and supplier firm said that she really likes agency outreach events. She said, “I have met people that I otherwise would not have met. I have not gotten a job out of it, but jobs come ‘down the road.’” [ST#6]

A number of business owners and managers indicated that outreach events were not useful. For example:

- The Caucasian co-owner of a non-certified WBE construction company reported that he does not have any difficulty marketing to prime contractors. When asked about agency outreach, he did not think it was beneficial to his firm. [WSDOT#17]
- The Hispanic American co-owner of a DBE-certified construction company had a similar opinion. He said, “It’s a waste of time for me. The general contractors know me, and we know them.” [WSDOT#26]
- The Hispanic American owner of a DBE-certified engineering company was critical of “generic outreach sessions.” He said, “You want to go to the ones that are more specific.” [WSDOT#7]
- Representatives of a large, majority-owned concrete company had a negative experience with a vendor fair they had recently attended. They said that the vendor fair was in an inconvenient location with no parking and was not sufficiently industry-specific. He commented that the fair “really wasn’t worth it for us.” [WSDOT#15]
- The Asian Pacific American owner of a DBE-certified engineering firm said, “[I have been to] many, many [outreach events]. [Probably] 90 percent of the agencies that show up are only doing lip service. Often [the meetings] are a waste of time.” [WSDOT#37]

Streamlining/simplification of bidding procedures. Most business owners said that streamlining or simplifying bidding procedures would be helpful. For example, the Caucasian co-owner of a non-certified WBE construction company said, “Anything [that] can make [the process] quicker or simpler would be great.” [WSDOT#17]

One business owner made specific comments about streamlined reporting requirements or reduced paperwork. For example, the Hispanic American co-owner of a DBE-certified construction company said, “Yes, [streamlining would be good]. If I could sign up one time a year instead of every time filling it out. It’s just another hour’s worth of work for everybody to do that [each time].” [WSDOT#26]

Some interviewees indicated that they thought that bidding procedures were already streamlined, or that further streamlining was not needed. [For example, ST#5 and ST#6] Other examples include:

- The Caucasian general manager of a non-certified woman-owned construction company also said that he did not think that bidding procedures were overly complicated. [WSDOT#33]
- The Black American owner of a DBE-certified specialty contracting company reported that “bidding is already pretty simple.” [WSDOT#35]
- The Black American owner of a DBE-certified engineering company said that he supported simplified bidding procedures but cautioned against “going overboard.” He said, “There was a period of time where you’d go after an agency RFP, and they would say ‘Okay, you’ve got seven pages to do your proposal, and here are two pre-printed forms that must be in that seven pages, so

you only get five pages to tell your story.' That's just ridiculous. You've got to give people enough room to tell their stories." [WSDOT#8]

- The Subcontinent Asian American male owner of a DBE-certified engineering firm said, "I don't think [public agencies] need to streamline bidding procedures. The bidding procedure is not the problem." [WSDOT#10]

Breaking up large contracts into smaller pieces. The size of contracts and unbundling of contracts were topics of interest to many interviewees.

Most business owners and managers interviewed indicated that breaking up large contracts into smaller components would be helpful. [For example, ST#1, ST#2, and ST#5]. Other examples of those comments include the following:

- The Subcontinent Asian American male owner of a DBE-certified engineering firm said, "I would definitely say that [breaking up contracts into smaller pieces] would be good." He went on to say, "That allows more avenues for small firms to go through and get their foot in the door." [WSDOT#10]
- A manager for a majority-owned geosynthetics supply firm stated that, "It does make sense that [breaking up large contracts into smaller pieces] does allow for greater diversity or for a greater number of small businesses to participate." [ST#8]
- The Hispanic American co-owner of a DBE-certified construction company made similar comments. He said that breaking up large contracts works really well. [WSDOT#26]
- The Caucasian general manager of a non-certified woman-owned construction company said, "Please do this! The tendency has been to go to larger contracts. It eliminates the opportunity for smaller companies. Contracts should be less than \$10 million. Less than \$5 million would [give small contractors] a lot more opportunity." [WSDOT#33]
- The project manager for a WBE- and DBE-certified environmental services firm stated, "Projects should not be too massive, and some unbundling [of large contracts] would help." [ST#10]
- The Caucasian manager of a WBE-certified construction firm said that he has heard of the Port breaking up large contracts into smaller ones. He said, "I think that's a good thing and should continue." [PS#2]
- The Asian Pacific American owner of a non-certified engineering firm said he would suggest breaking contracts up into smaller pieces and simplifying the contracting process. He suggested giving the work to many more companies rather than only the top three or five companies. [PS#3]
- The owner of a certified Black American-owned construction company said that breaking up contracts into smaller pieces is beneficial for small businesses. He said that more unbundling is necessary. [PS#6]

A few business owners saw both positive and negative aspects of unbundling contracts. For example:

- The female manager of a Native American-owned, DBE-certified construction company said, "Breaking up large contracts could possibly be a plus." However, she went on to indicate that larger

contractors tend to win the smaller projects anyway. She said, “Municipalities try to keep contracts under \$250,000 for small businesses to compete on. We’re listed on small works rosters but very seldom get calls. The bigger contractors get the calls.” [WSDOT#32]

- The Caucasian female vice president of a DBE/WBE-certified rebar installer and supplier firm said, “Breaking up larger contracts is a bad idea, because it is much more difficult to break up the work. For some trades it may be okay, but for rebar it is not. I think that breaking up a job is going to cost you more.” [ST#6]
- The Caucasian co-owner of a non-certified WBE construction company, who typically works as a subcontractor, said, “It doesn’t make any sense to me. It costs me more money to go do four small jobs than it would to set down on one big one, and make it go all together.” [WSDOT#17]
- The Asian Pacific American owner of a DBE-certified contracting firm said, “[Breaking up large contracts into smaller pieces] is useful, but it is not practical. It is hard to unbundle contracts, because it means more administrative costs and efforts. I think it is up to the primes to identify the work and unbundle that contract. It is also up to the subcontractor to bundle contract pieces that it can work on and submit a quote for that bundle. For the agency to do it is probably not efficient and probably costs more money.” [ST#9]
- Representatives of a large, majority-owned concrete company saw positives and negatives for breaking up large contracts. They pointed out that there is better pricing for bigger contracts and that the public owner manages a big contract better than many smaller contracts. [WSDOT#15]
- A project manager for a majority-owned general contracting firm said, “I think that with the right circumstances, it could help to break some of those [large] projects up. But the [bid] process has to be simplified, and [subcontractors] have to be aware of and capable of going through that process. I have some smaller DBE subs that would prefer to not bid publically, because when they bid publically, they have to provide bonding and have all of these hoops that they have to jump through. As a sub, they do not have to jump through all of those hoops.” [ST#7]

One business owner said unbundling would not impact his business. The Caucasian president of a majority-owned surveying company stated that he would just hire more staff for larger projects, or bring on another firm. [ST#4]

Price or evaluation preferences for small businesses. Interviewees also discussed bid preferences for small businesses.

Many interviewees said that price or evaluation preferences for small business would be helpful. [For example, ST#1, ST#5, ST#9, ST#10, WSDOT#8, WSDOT#35, and WSDOT#36]

Some interviewees identified advantages and disadvantages with preferences for small businesses. For example:

- The Asian Pacific American owner of a DBE-certified engineering firm was supportive of a preference for small businesses, but said, “I think going to ‘best value’ is a better way to select vendors so businesses can’t buy a bid by bidding too low.” [WSDOT#37]
- The Subcontinent Asian American male owner of a DBE-certified engineering firm said, “No, I’m not a big proponent of [price or evaluation preferences for small business].” He went on to say, “I think

that small businesses should be able to prove that they are just as good as another firm. I think there'd be a lot of animosity in the industry." [WSDOT#10]

- When asked if price or evaluation preferences are helpful for small, minority, or women-owned businesses, the owner of a certified Black American-owned construction company said that he believes they are a good idea, but that evaluation preferences do not offer prime contractors enough motivation to help minority-owned businesses get more work. [PS#6]

A few business owners did not support price or evaluation preferences for small business. For example:

- When asked if small businesses should get price or evaluation preferences, the Caucasian co-owner of a non-certified WBE construction company said, "I think [government] ought to let the market dictate things, instead of trying to fix prices for people." [WSDOT#17]
- The Caucasian general manager of a non-certified woman-owned construction company said, "I guess I'd prefer not to do that. There's already some of that like HUB zones, 8(a) set-asides, and the like." [WSDOT#33]

Small business set-asides. The study team discussed the concept of small business set-asides with business owners and managers. That type of program would limit bidding for certain contracts to firms qualifying as small businesses.

Most business owners and managers supported small business set-asides. [For examples ST#1, ST#3, ST#4, ST#5, ST#6, ST#9]. Other examples of those comments include the following:

- The Subcontinent Asian American male owner of a DBE-certified engineering firm said, "In some industries they kind of [use small business set-asides] for some small projects." He continued, "It's a good way for them to build up." [WSDOT#10]
- The Native American owner of a DBE-certified electrical contracting firm commented that set-aside programs would be helpful. He said, "If I see the same guys winding up with the contracts all the time, I am not going to bid." [ST#2]
- The Asian Pacific American owner of a DBE-certified engineering firm said, "I don't think we will ever achieve a level playing field. There will always be small businesses and large businesses, and large businesses have advantages and will get the large contracts. They have more expensive lawyers and lobbyists than [small firms] do. I think, to make a level playing field, an agency has to make it size-oriented. They could choose \$1 million or \$5 million or some other size standard. Small businesses in that category could compete against each other and not have to compete against larger firms." [WSDOT#3]
- A manager for a majority-owned geosynthetics supply firm said, "It seems like, in one way, [small businesses should be more competitive]. But, without [small business set-asides], it seems like if large businesses just wanted to squash the small guys, they could just gobble up jobs." [ST#8]
- The Caucasian female manager of a large DBE-certified engineering firm said, "Yes, having contracts that only have competition by small businesses would be great. I know some federal agencies do that." [WSDOT#9]

- The Asian Pacific American female owner of an MBE- and DBE-certified engineering firm reported that some local agencies, such as the City of Seattle, do a good job with their small business roster. She said that, while it is not the same as a set-aside, it does work for her business. [WSDOT#1]

Some business owners and managers generally supported small business set-asides but expressed some reservations about the concept. For example:

- The Hispanic American owner of a DBE-certified engineering company with experience in the 8(a) program said that set-asides are helpful but “relationships need to be built months in advance.” He said that a company needs to be prepared to submit a good proposal once the set-aside opportunity arises. [WSDOT#7]
- A project manager for a majority-owned general contracting firm said, “We do not have a lot of set aside programs in Washington, and I have mixed feelings about them. I would rather that people are [hiring DBEs and small businesses] for the right reasons instead of being forced to.” [ST#7]
- The Black American owner of a DBE-certified trucking and specialty contracting company was also supportive of small business set-asides, but cautioned about how small businesses are defined. [WSDOT#36]

Mandatory subcontracting minimums. Some business owners and managers supported requiring a minimum level of subcontracting on projects. Some interviewees did not.

Some firms thought a mandatory subcontracting minimum program would be useful. [For example, ST#7, ST#8, ST#9, ST#10, PS#6] The Asian Pacific American female owner of an MBE- and DBE-certified engineering firm said, “[A mandatory subcontracting minimum program] would be great. The big firms already have a firm footing and have a lot more resources available to get large projects. The big firms will bring staff in from all over country instead using local small businesses.” [WSDOT#1]

Some business owners and managers had reservations concerning a mandatory subcontracting minimum program. For example:

- The Subcontinent Asian American male owner of a DBE-certified engineering firm said, “I don’t know if I agree with [mandatory subcontracting minimums] across the board, but I definitely agree with that on a multidisciplinary project.” [WSDOT#10]
- The Black American owner of a consulting firm was supportive of mandatory subcontracting minimums, “but not if the same subcontractors are used all time. If they can diversify with the subcontractors, that’s good.” [WSDOT#4]
- The Hispanic American owner of a DBE-certified engineering company cautioned that the mandatory subcontracting minimum would need to be designed to make sure a prime contractor “spreads the work around to all businesses, not just the ones that [it has already] been doing business with.” [WSDOT#7]

Some interviewees did not like the idea of mandatory subcontracting minimums or did not think it would be effective. For example, the Caucasian female manager of a DBE-certified engineering firm said, “Yes, requiring primes to sub out work would be good as long as [the prime contractor] is held accountable. This is what some primes are supposed to do now, but [our company] hasn’t had work even though [it] was included in the proposal.” [WSDOT#9]

Small business subcontracting goals. Interviewees discussed the concept of setting contract goals for small business participation.

Many business owners and managers indicated that small business subcontracting goals would be helpful. [For example, PS#6, ST#6, ST#9, WSDOT#10, and WSDOT#27] Examples of such comments include the following:

- The Black American owner of a DBE-certified trucking and specialty contracting company was supportive of small business subcontracting goals “because there are a lot of non-minority owned small businesses that need a leg up also.” [WSDOT#36]
- The Black American owner of a DBE-certified engineering company supported small business subcontracting goals. He said, “The big businesses that the agencies are working with now were small businesses once. Unless the agencies open up some of these doors so that small business can grow and develop, the agency is limiting their options for the competitive process. So all of these [suggestions for increasing small business participation] open opportunities for the agencies as well as for the small businesses.” [WSDOT#8]

Some business owners had concerns about the effectiveness of a small business goals program. For example:

- The Asian Pacific American owner of a DBE-certified engineering firm was critical of how prime contractors react to small business goals. He said, “It’s always at the tail end, in my opinion, that [the prime contractors] notice there are small business requirements that need to be met.” He also said, “If there is a portion of the work to go to small businesses, competition should be limited to just small businesses. A lower size standard than the SBA standard of \$30 million should be used. I think \$30 million is too large. If a firm does \$5 million or less a year, those firms should be in a separate category and compete for portions of the work.” [WSDOT#3]
- The Hispanic American co-owner of a DBE-certified construction company indicated that voluntary goals do not seem to work, because they are not a requirement. [WSDOT#26]

Other business owners recommended against a small business subcontracting goals programs. For example:

- When asked about having small business subcontracting goals, the Caucasian co-owner of a non-certified WBE construction company said he disagrees with the measure. He said, “I think that a construction company should be able to do the work [it] wants to do. I just don’t care for the government telling contractors how to do business.” [WSDOT#17]
- Representatives of a large, majority-owned concrete company advised against a small business subcontracting goals program. They said, “The hardest thing to do is figure out the percentage needed on projects to satisfy DBE goals. It takes hours. And there is some other company [who is] low, and [our company] can’t use it.” They described the process as very challenging and time-consuming. [WSDOT#15]

Formal complaint/grievance procedures. The study team discussed procedures for making complaints or outlining grievances.

Many business owners and managers said the formal complaint and grievance procedures would be a benefit. [For example, ST#8 and WSDOT#17] Another example is the Asian Pacific American owner of a DBE-certified engineering firm, who said, “It is necessary. Right now, [a firm] is going to end up hiring a lawyer. [The industry] needs an ombudsman.” [WSDOT#37]

Some business owners and managers did not believe complaint or grievance processes were available, or they believed that existing processes could be improved. For example:

- The Black American owner of a DBE-certified trucking and specialty contracting company said that formal complaint and grievance procedures were needed. He said, “The existing procedures are not sufficient, so as a practical matter, this means there is no enforcement or monitoring. It takes so long for any of the federal agencies to do anything about it. It seems like it’s not important enough. There is no accountability.” [WSDOT#36]
- The Black American owner of a DBE-certified specialty contracting company said, “There should be [availability to formal grievance procedures]. There is not one that I know of right now. I should have been able to go to the small contract department and tell them what [the prime contractor] was getting ready to do to [my company]. There’s nowhere to go.” [WSDOT#35]
- The Black American owner of a DBE/MBE-certified concrete firm stated that grievance procedures do exist, but [the effectiveness] depends on the agency commitment to resolving the issues. [ST#1]

Other business owners reported that they had used existing processes and did not find them to be helpful. For example:

- The Black American owner of a DBE-certified engineering company said that his firm had used formal grievance procedures. He said, “This is important, and yes, I have used it. Was it helpful? No.” [WSDOT#8]
- The Caucasian female vice president of a DBE/WBE-certified rebar installer and supplier firm said that she would like to see better complaint and grievance procedures. [ST#6]

One interviewee commented that processes had not worked in the past but they were improving.

When asked about complaint and grievance procedures, the owner of a certified Black American-owned construction company said, “These have not been working.” He went on to explain that things are changing, and that there is potential for the procedures to improve. He said, “Now, it’s beginning to take shape. I am waiting to see.” [PS#6]

Other measures. Some business owners identified other neutral measures for consideration. For example:

- The Subcontinent Asian American president of a DBE/MBE-certified engineering company said that King County and the Port have The Small Contractor and Supplier Program (SCS). He noted that there are contracts that have SCS requirements, which is good for small firms. He thought it is good that the SCS size standard is 50 percent of the SBA Size Standard. [ST#5]
- The Asian Pacific American owner of a DBE-certified engineering firm offered a suggestion for addressing non-payment of subcontractors. He said, “Public agencies should pay subcontractors directly. The prime [would] have to verify all the hours and billing and say [that] everything is okay, but then the public agency would pay the sub directly.”

He continued, “In Washington State, this approach would reduce the payment of business and occupation (B&O) taxes which now the prime contractor has to pay and then so does the subcontractor. There’s a lot of payment of B&O taxes all along the way. I have seen this work in the private sector, and it works beautifully. I have seen this work on a job [outside Washington] where the owner put funds in a trust. As billings were approved, the trustee paid money from the trust to the consultants within 30 days tops, and sometimes it was 15 to 20 days. I thought, ‘Why can’t everyone do that?’” [WSDOT#3]

- The Caucasian female vice president of a DBE/WBE-certified rebar installer and supplier firm said that small business programs are good and are probably better than the DBE program. [ST#6]

I. Insights Regarding Race- or Gender-based Measures

Interviewees, participants in public hearings, and other individuals made a number of comments about race- and gender-based measures that public agencies use, including DBE contract goals, including comments regarding:

- Support for race-/ethnicity- or gender-based measures (page 106);
- Negativity towards race-/ethnicity- or gender-based measures (page 108);
- Criticism for aspects of the Implementation of the Federal DBE Program (page 108);
- Effects of Initiative 200 (page 110);
- MBE/WBE/DBE fronts or fraud (page 111);
- False reporting of DBE participation or falsifying good faith efforts (page 114); and
- Effects of DBE project goals on other businesses (page 116).

Support for race-/ethnicity- or gender-based measures. There were many comments in favor of the Federal DBE Program, including DBE contract goals.

Some individuals had positive comments about DBE contract goals and the Federal DBE Program overall. Examples of such comments include the following:

- The president of an engineering industry trade association said that he asked his organization’s members if there were any program measures that were effective in encouraging the participation of MBE/WBE/DBE and other small businesses in public sector contracting. He indicated that the responses included:
 - “Participation [in such programs] by large firms is generally more effective when mandated. Contracts with federal money still require participation.”
 - “Setting MBE/WBE goals for solicitation, selection, and scoring seems effective.” [WSDOT#38]
- The Native American owner of a DBE-certified electrical contracting firm said that, overall, the DBE Program has been good for his firm. [ST#2]
- The Subcontinent Asian American male owner of a DBE-certified engineering firm said, “I think the program is a good thing. It allows you to get through and prove yourself.” [WSDOT#10]

- The Black American owner of a DBE/MBE-certified concrete firm stated that he wishes DBE/WBE/MBE goals were not necessary, but he would not have been able to stay in business without them. [ST#1]
- Concerning the difference between getting on public jobs with DBE goals versus public jobs without DBE goals, the Black American owner of a DBE-certified specialty contracting company said, “[The difference is that] without DBE goals I don’t get on [the job].” He added, “In the public sector, the only way I can get work is by being a DBE.” [WSDOT#35]
- The Hispanic American president and co-owner of an MBE/DBE-certified electrical contracting firm commented that the DBE program got the firm’s “foot in the door.” [ST#3]
- The Black American owner of a DBE-certified trucking and specialty contracting company said, “The only reason why I am getting any work on the state level is because of the Federal DBE Program.” [WSDOT#36]
- The Caucasian president of a majority-owned surveying company stated that programs for minority- and woman-owned businesses are good. He said, “It gives them an opportunity to meet the primes and gives an opportunity to attach themselves to real work.” [ST#4]
- The Subcontinent Asian American male owner of a DBE-certified engineering firm said, “The biggest barrier for work is just having the work available out there for us. The DBE goals help open the door and allow firms like myself to make contact with some of these larger firms. I think if it wasn’t for the DBE goals, a lot of these [larger] companies would just have a small, narrowly confined window of [firms] they use, and the [larger firms] wouldn’t need to or want to look outside that window.” [WSDOT#10]
- The Caucasian female vice president of a DBE/WBE-certified rebar installer and supplier firm said that race/gender neutral programs may be good, but that there are added challenges for minority- and woman-owned businesses that are not addressed by the programs. [ST#6]
- The female manager of a Native American-owned, DBE-certified construction company said, “We tend to bid on more [contracts] with DBE goals rather than those without goals. We just can’t compete [for work without the goals], and sometimes I don’t understand why. It takes so [many materials], and the wages are set on these projects, and our overhead is not high. Yet there are companies that will come in maybe about one-half of our bid. It’s real dog-eat-dog out there still.” [WSDOT#32]
- The Subcontinent Asian American president of a DBE/MBE-certified engineering company said, “Having a goal or requirement gives greater incentive for the primes to include DBE/MBE and small business.” He also said, “Having a program is one thing, but not requiring contracts to meet the minimum is a problem. There is a difference between a goal and a requirement.” He said that points should be given for meeting the goal and additional points given for exceeding the goal on a project. [ST#5]
- Several owners of DBE-certified companies said that participation in the DBE Program helped their business become established and grow. [For example, WSDOT#26]
- A project manager for a majority-owned general contracting firm said, “The most successful relationships that I have had with DBEs and small businesses have been through second-tier subcontracting. It is difficult to get MBEs and WBEs to bid as primes on public contracts because of all the paperwork and procedures. But if you can get subcontractors matched up with primes, then

you can help build relationships, and the small guys do not have to waste time chasing bid and contracts.” [ST#7]

Negativity towards race-/ethnicity- or gender-based measures. Some interviewees said that they did not support programs that gave advantages to MBE/WBEs.

Some interviewees said that race- and gender-based programs should be discontinued or substantially changed. For example, when asked what could be done to improve the DBE program, the Caucasian co-owner of a non-certified WBE construction company suggested that the program be cancelled. He said, “Get rid of it all together. That’s the only way to improve it, in my opinion.” The interviewee indicated that he had started a business with his wife, and had applied for WBE certification but had the application denied. He reported, “I just don’t really agree with the whole process of minority and disadvantaged business.” [WSDOT#17]

Criticism for aspects of the Implementation of the Federal DBE Program. There were several comments criticizing how public agencies implement particular aspects of the Federal DBE Program.

Some interviewees had negative comments about how the Federal DBE Program functioned in general. For example:

- The Native American owner of a DBE-certified electrical contracting firm stated said he selects DBE/MBE subs if they are available. He said, “If they know what they are doing and are good, I will hire them, but if they are just out there with their hand out or saying, ‘You owe me,’ I don’t want them around. That in essence is what is wrong with the DBE Program. There are sins on both sides. [The minority subcontractors] stand with their hands out, the primes get cynical about it, and you get the nasty treatment by primes because they have to use you as condition of award.” [ST#2]
- The Hispanic American president and co-owner of an MBE/DBE-certified electrical contracting firm said, “Some people take advantage of the programs, make a lot of money, and never learn anything from them.” [ST#3]

Some interviewees were critical about key aspects of the implementation of the Federal DBE Program. For example:

- The Black American founder of a construction industry trade association indicated that WBEs should not be included as a disadvantaged group in the Federal DBE Program. He said, “I’m not too sure that we shouldn’t try to [ban] these women’s organizations [from the DBE Program]. It doesn’t turn me on that these white girls come in here and rip us off with their husbands or whatever. They’ve been doing it for years.” He went on to say, “In my opinion, they should get rid of [WBEs]. There’s no need for those [businesses]. They need to throw [the whole program] out. These women have taken over.”

He suggested that it is necessary for Black American-owned businesses to collaborate to find a solution to the barriers that they collectively face. He said, “They need to learn to work together and put their heads together to come up with [a solution]. It seems like they’re working against each other.” He said that Black American-owned businesses should work together to take a more active role in shutting jobs down if Black American-owned businesses continue to not get work. [WSDOT#39]

- A project manager for a majority-owned general contracting firm said, “Every agency has a different way that they count and track small business and DBE participation. Each agency has a different set of rules, and having some sort of consistency would definitely help the smaller guys out.” [ST#7]
- The Black American owner of a DBE-certified trucking and specialty contracting company said that the DBE evaluation part of the contract award is a major issue. He feels that the prime contractor gets to take its time and find its favorite DBE to find a special place for it. In other words, the prime contractor doesn’t have to list the DBE firms to be used at the time of bidding so it can pick favorite DBEs and suggest to those firms where the price needs to be to get the work. He says that nothing stops the prime contractors from doing this, and it is done all the time. [WSDOT#36]
- The Black American owner of a DBE/MBE-certified concrete firm said that he feels that there are certain groups that should be excluded from the DBE program. He said, “There should be better enforcement and monitoring.” [ST#1]
- When asked if there are any measures limited to certified MBE/WBEs or DBEs that would be useful, the owner of a certified Black American-owned construction firm said that race and gender should be considered separately. He said, “Now we have a problem separating white women from the goals. When they put white women with minorities, [white women] always get the advantage.” [PS#6]

Several interviewees expressed the opinion that the definition of “small business” had grown to include multi-million dollar companies who received DBE certification and then had an unfair advantage over the truly small DBE businesses. Examples of such comments included the following:

- The female manager of a Native American-owned, DBE-certified construction company said, “In 2005, WSDOT told us [that our company] was the only certified company in the state. Now there are at least a dozen DBE companies in the state. The majority of [those companies] are multi-million dollar companies. I question that. I don’t see a lot of disadvantage [in a multi-million dollar company]. We cannot compete as a small business DBE in the field that [it is] in because there are DBE contractors out there that are multi-million dollar companies, and [each of those companies] can afford to drop [its] wages and have lower bids than us. The size standards are critical. The current size standards for small businesses are too high.” [WSDOT#32]
- The president of an engineering industry trade association reported, “Now that the small business standards have changed, I hear complaining from everybody about the new size standards.” He said, “Size standards based on revenues isn’t always applicable, and that there are a lot of firms with that level of revenues that no one would consider small firms because of the types of work that they do.” [WSDOT#38]
- However, one interviewee appears to have benefitted from the new size standards. The Caucasian female manager for an MBE/DBE/SBA certified engineering company said, “We had outgrown the size standard of \$4.5 million for engineering and therefore graduated and could not be a small business or DBE for that kind of work. We had other NAICS code work, but engineering was our bread-and-butter. The size standard of the Small Business Administration was just increased a few months ago, and that is used by OMWBE. That will be a good opportunity for us.” [WSDOT#9]

Effect of Initiative 200. Interviewees discussed the impact of the passage of Initiative 200 on MBE/WBEs. In 1998, Initiative 200 amended state law to prohibit discrimination and the use of race- and gender-based preferences in public contracting, public employment, and public education, unless required by federal law. With regard to public contracting, Initiative 200 prohibited government agencies in Washington from applying race- and gender-conscious programs (e.g., DBE contract goals) to non-federally-funded contracts.

A number of owners and managers of MBE/WBEs reported that the implementation of Initiative 200 had an adverse effect on their businesses. For example:

- A discussion participant representing a county provided statistics indicating that Initiative 200 had negatively impacted MBE/WBE/DBE utilization. She said that, in the years before I-200, the overall MBE/WBE/DBE utilization rates was much higher than in the years after the passage of Initiative 200. [DBEP#4]
- The Black American owner of a DBE/MBE-certified concrete firm stated that there is a benefit to DBE certification on federally-assisted projects. He reported that he sees little benefit to state MBE certification due to the passage of I-200, and that many businesses have been lost since its passage. He said, “Our numbers have dwindled.” [ST#1]
- A public hearing participant representing a professional association said, “We have talked a lot about I-200, and I think it’s time we stopped running from I-200 and start using I-200. There is no question about the impact of I-200. Let’s remember, though, that people have said it overturned affirmative action — it did not. In fact, the proponent in the voting effort wrote, ‘This does not repeal affirmative action.’ The only thing it did was get [rid of] the mandatory goals. That was it. Let’s remember the initiative says it is a Washington State civil rights initiative and prohibits discrimination.” [NSP#9]
- The Native American owner of a DBE-certified electrical contracting firm commented that prior to Initiative 200, there were firms that used the MBE/WBE Programs to their benefit and grew. [ST#2]
- A public hearing participant representing a professional association said, “Again, I think [another participant] made the point that pre I-200 [MBE/WBEs] were at 10 percent as far as the goals that were met, and after the I-200, we were down to 2 percent in terms of participation on that. So again, I feel that we need to go back to that.” [NSP#11]
- One of the participants in the North Seattle public hearing wrote a comment indicating that the State should go back to how it awarded contracts pre Initiative 200. [WT#8]
- The Subcontinent Asian American owner of a DBE-certified engineering firm said, “So, when I-200 went through about 10 years ago, there was a definite drop for the company.” He went on to say, “The big companies just started doing [the previously subcontracted work] in-house. I think it hurt [DBE firms] substantially.” He continued, “Now, it doesn’t provide an avenue for small and minority firms to prove themselves.” [WSDOT#10]
- The Hispanic American co-owner of a DBE-certified construction firm said, “In the 1990s, it was great [to be a certified minority company]. It meant something to have that. Around 2000, it definitely changed. It didn’t mean as much.” When specifically asked about Initiative 200, he said, “It took away all our state jobs, for a while, and we had to shift to the private sector. I didn’t need the extra help just to survive, but did it affect our business? Yes, it did.” [WSDOT#26]

- The Asian Pacific American owner of a DBE-certified engineering firm said that his firm was negatively impacted by the passage of Initiative 200. He said, “Before I-200, my firm received a lot of calls and performed a lot of work. I would get phone calls asking, first, ‘Are you certified?’ and second, ‘Can you perform 10 percent of the work?’” He noted that most of [those] phone calls stopped after the passage of Initiative 200. HE said, “After passage of I-200, I had to reinvent my firm and even consider whether to identify my firm as MBE- or DBE-certified.” [WSDOT#3]
- When asked about the effects of Initiative 200 on his business, the Hispanic American owner of a DBE-certified engineering firm said, “Before that was implemented, I didn’t have to be certified [as a DBE]. It was doing projects without certification. Once [the law] all went through, I had to get certified, because the [prime contractor or public owner] had to account for me [as a certified firm]. I was [forced] to bid on projects that [previously my firm] had been receiving based on my expertise. Because of the fact that [the company now] has to be certified the footprint has gotten smaller.” [WSDOT#7]
- The Asian Pacific American owner of a non-certified engineering firm said, “The process is so political, especially after I-200 passed in the state, and there’s no consideration for MBEs for state projects anymore. Then everything depended on whether it was federally-funded or not.” [PS#3]
- The owner of a certified Black American-owned construction firm said that the current marketplace conditions are not favorable for his business. He said that he is “rarely called and usually passed over.” He went on to say that, “The market right now is very bad since affirmative action went away. Since I-200, it has been very bad for Black businesses.” [PS#6]

Some firm owners and managers did not think I-200 had adversely affected their firms. For example, the president of an engineering industry trade association indicated that MBE/WBE engineering companies have not been substantially affected by the passing of Initiative 200. [WSDOT#38]

MBE/WBE/DBE fronts or fraud. Many interviewees with a diverse range of experiences and opinions commented on the existence of fronts or fraud.

Several interviewees reported knowledge of examples of fronts or fraud. Some gave first-person accounts of instances they witnessed, whereas others spoke of less-specific instances or those of which they had no first-hand knowledge. For example:

- The president of an engineering industry trade association said that he is aware of MBE/WBE/DBE frauds and fronts coming out of the public sector, but he is not aware of much of that taking place in the engineering industry. He explained, “Engineers are, by nature, pretty straightforward and pretty risk averse.” [WSDOT#38]
- In reference to the subject of DBE fronts, a discussion participant representing a diversity program office said, “I think that is bigger than we all really realize.” [DBEP#5]
- The Native American owner of a DBE-certified electrical contracting firm said, “There is a slug of fraudulent firms and fronts. The system is forcing primes to do this stuff. The primes feel they are being forced to do something they don’t want to do, or the rules and regulations cost them too much money. So the primes figure a way around it.” [ST#2]
- The Caucasian co-owner of a non-certified WBE construction company said, “There [are] questions in my mind [about] how some [companies] obtain DBE status. I know some contractors who have a

DBE status, and I don't know how they got it. So I've had questions, but it's not worth my time to pursue it." [WSDOT#17]

- The Caucasian female vice president of a DBE/WBE-certified rebar installer and supplier firm said, "Yes, I am aware of it. We get accused of it. There needs to be an educated view of the process. I have also met and know people in the program that are definitely fronts." [ST#6]
- The Black American owner of an MBE/DBE-certified engineering company said, "Yes, I've seen this. It was in some classes [for small minority businesses] and some of the companies, particularly trucking companies, had that situation. I remember one particular woman [who owned a trucking company] who had no experience at all [in that business]." [WSDOT#8]
- The Asian Pacific American owner of a DBE-certified contracting firm stated, "There was one that just got decertified. There have been a few that have been called out." [ST#9]
- The Caucasian female manager of an MBE/DBE/SBA-certified engineering company said, "I've heard of a company that hired a drafter who was a woman. The company then suggested that she start her own company and the company would use her to meet goals. The company was trying to craftily get around requirements and retain more of the money for [itself]." [WSDOT#9]
- The project manager for a WBE- and DBE-certified environmental services firm stated, "There are some [MBE/WBE/DBE fronts or fraud], but it is just like paying your taxes. If the rules are there, use them." [ST#10]
- The female manager of a Native American-owned, DBE-certified construction company said, "It has come up in recent conversations, more now than it ever has. I think there are prime contractors fraudulently opening businesses just because the [company] wants to keep that money in [its] own pockets in a round-about way, [and these companies] all have good lawyers. It has come to light that there are prime contractors that are able to figure out that [it] can start a business over here with [the owner's] daughter, or another member of the [owner's] family can start a business and become DBE certified. There's not a whole lot of scrutiny [by the certifying agencies]." [WSDOT#32]
- The owner of a certified Black American-owned construction company said that he has heard of owners of majority-owned firms transferring ownership to their wives in order to get DBE-certified. He said that that WBE fronts are common in the construction industry. [PS#4]
- When asked if MBE/WBE/DBE fronts or fraud affect business opportunities, the owner of a certified Black American-owned construction company said that this was a problem in the marketplace. He said, "[The certification agencies] let people come into the DBE program that really aren't eligible. [Those fraudulent DBEs] got millions of dollars off of this program, and they should not have been in the program. Those contracts should have gone to people like me." He went on to say that fraudulent DBE firms were used in previous disparity studies. He said, "If they had not used the front company's numbers, it would look so bad. It would be obvious what's going on." [PS#6]

Some interviewees explained the impact of alleged DBE fronts on their companies. Examples of such comments included the following:

- The Black American owner of a DBE-certified specialty contracting company said, “Yes. You can see all of that on Channel Five TV. The fraud is that companies that are being certified as DBEs don’t qualify because the net worth of the individuals filing the applications for certification are more than what the program allows. The DBE fronts are under investigation also. That would affect other DBEs, because if you are using a DBE front to obtain a major project, then the front that you’re using would block all of the DBE points [from being available to] any other DBE.” [WSDOT#35]
- The owner of a minority-owned, DBE-certified trucking company wrote that he and other firm owners experience discrimination against minority-owned companies. He indicated that assistance favors WBEs, and that some (but not all) woman-owned, DBE-certified companies have been set up “by using wives and daughters.” He went on to write that, as a result, Black American and other MBEs are underutilized. He wrote, “The programs that Washington has set forth do not and will never work for the people it is supposed to work for because of discrimination and loopholes.” He recommended that the overall goals for DBE participation be divided into individual goals for woman-owned firms, Black American-owned firms, and other minority-owned firms. [WT#7]
- A project manager for a majority-owned general contracting firm said, “I would not say that I have seen any [MBE/WBE/DBE] fronts or frauds. However, [I] have seen people trying to get as much advantage as they can from the system. For every rule, there is a way to try to push it to your best advantage, and I have seen people try to push things into the grey area. I have seen people push the services that are to be provided by DBEs that are considered to be a commercially useful function.” [ST#7]
- The Black American owner of a DBE-certified trucking and specialty contracting company gave an example of how front companies affect other companies. He said, “There are two major trucking companies in this area that have a total of about 150 trucks. For this industry, in this area, that constitutes a monopoly. They keep the rates low. [I’ve heard that those companies say], ‘Rent two of my trucks, and [you can] get the third one free.’ So, [the other small truckers] are dealing with that.”

He went on to say that bidding on projects with DBE goals is different, because the big DBE trucking companies get all of the work. He said that those large DBE trucking companies are intertwined with the large prime contractors. He also mentioned that the DBE firm’s spouse may be employed at the large prime contractor’s firm. He said, “[This is a] very big problem. I know what you have to go through to get the certification. So, when other companies show up out of the blue that are new to the industry and that are intertwined with a prime contractor, [it is obvious that there is fraud going on].” [WSDOT#36]

- The female owner of a DBE-certified construction company said that DBE frauds and fronts used to be a much bigger issue than they are now. She said, “I know [fronts and frauds] used to be more prevalent, but I think that the pendulum has swung in the other way. I’ve found that I didn’t have any resistance through OMWBE getting certified. It just took a long time to get certified. I think there was just so much fraudulent certification [attempts] that it clogged up the system for legitimate DBEs.” She went on to say that several firms have approached her to try to figure out how to set up a WBE front despite her insistence that she is not a fraudulent WBE. [WSDOT#40]

A few firms indicated that they had not experienced front companies. [For example, ST#5 and ST#8]

False reporting of DBE participation or falsifying good faith efforts. Some public agencies in Washington set DBE contract goals on certain projects. Prime contractors can meet the requirements

through subcontracting commitments or by showing good faith efforts to meet the goals. The study team asked business owners and managers if they know of any false reporting of DBE participation or whether prime contractors falsify good faith efforts submissions.

Some business owners reported widespread abuse of the DBE Program through false reporting of DBE participation or falsifying good faith efforts. For example:

- When asked if false reporting of DBE participation or falsifying good faith efforts is a problem, the Black American owner of a DBE-certified specialty contracting company said, “Yes. All of the prime [contractors] are doing that.” [WSDOT#35]
- A public hearing participant representing a professional association said, “A lot of these contractors will call us the day before a bid just to check the box [for good faith efforts]. That happens way too often, all the time, where you will get a phone call, they won’t tell you who they are because I am trying to write down who they are, and they won’t tell you who they are.” [NSP#8]
- The male Black American owner of a DBE/MBE-certified concrete firm said that contractors do not give minority firms enough time to prepare a bid for various projects. He stated, “Contractors will call you at the last nanosecond because they want to hear you say you are not bidding.” He said that those last minute calls make it hard to bid. He feels they are just attempting to meet good faith effort requirements with no intention to hire the minority firm. He said prime contractors would find ways not to work with minority firms, and stated the primes would prefer for him to say he is not going to bid. He felt that agencies could do more to follow up and monitor primes’ good faith efforts, and that he has never received a call from an agency to verify the good faith efforts of prime contractors. [ST#1]
- A discussion participant representing an educational institution that hires contractors for state-funded and federally-funded projects said, “What I hear frequently is that primes are using [DBE-certified companies] to win bids like when they need to submit their outreach plans, primes are coming to them or talking with them so that by the time we see the response, it is a great outreach plan that says that they have already made contact with these minority- and woman-[owned] firms. When it actually comes down to that part of the project, these same [DBE] contractors are not being contacted and are not being allowed to submit.” [DBEP#2]
- The Native American owner of a DBE-certified electrical contracting firm stated that DBE-certified electrical firms get calls from primes when they know the firm can’t give them a number because the project is too large. He continued, saying that they only call so that they can check the good faith effort box. [ST#2]
- The Black American owner of an MBE/DBE-certified engineering company said, “As far as outreach goes, I have gotten phone calls, [and] you know that the contractor was just putting my name down on a list. It’s evidence that insincere outreach efforts had been made.” [WSDOT#8]
- The Asian Pacific American owner of a DBE-certified contracting firm said that, “I have been used for good faith efforts before, and [the prime] will lead us along. [The prime] will already have a subcontractor in mind, and they will not tell you that your bid needs to be below a certain amount. After weeks without hearing back, we will find out that the subcontractor that [the prime] ends up using is not a DBE, and they were just using us for good faith efforts. That happens quite a bit.” [ST#9]

- The Native American owner of a DBE-certified construction company wrote, “I have also recently observed general contractors failing to meet established DBE participation goals at the time of bid and relying instead upon alleged ‘good faith efforts.’ While I firmly believe in the requirement for good faith effort, I do not believe enough emphasis is placed on requiring prime contractors to separate the available work into commercially feasible units that DBE subcontractors would be capable of performing.” He went on to provide specific examples for a large project in which prime contractors required subcontractors to submit a bid for all of the designated work with no effort made to create bid packages by trade. He said, “It appeared to me there was almost no effort to separate the work by trade so that relevant and capable DBE subcontractors could actually submit a bid for the type of work they were capable and approved to perform, instead of requiring them to bid a complete package.” [WT#5]

Some interviewees representing MBE/WBEs said that prime contractors would list them on a contract to comply with the program, and then reduce or eliminate their work without informing the public agency. For example:

- The Hispanic American co-owner of a DBE-certified construction company said that a disadvantage to being certified is that the prime contractor would report to the owner that they would use his company for a certain dollar amount for the contract, and then reduce the work significantly without reporting that to the owner. What interviewee thought was a \$200,000 contract might only end up being \$50,000 of actual work.

When his construction company was certified, the Hispanic American co-owner reported that the general contractor would say something like, “We don’t really need you to perform any work. We just need your minority status.” He went on to say that this general contractor was using his company’s minority status, but not actually using his company to do any work. [WSDOT#26]

- The Asian Pacific American owner of a DBE-certified engineering firm said, “I don’t know if the following situation constitutes fraud, false advertising, or something else but I am concerned about it.” He went on to say, “I recall a situation with [a county in Washington] in which my firm was a subcontractor on a team to fulfill a scope of work of more than 1,000 hours, which is a substantial amount of work. We only got 40 hours, and the contract was done. The reason was that the contract scope got reduced according to [the client]. I don’t know what you call that. I’m not aware of any communication or inquiry from [the] county regarding how much work his firm performed or how much it was paid by the prime or when. I’m also not aware of what my client told the county or was told by the county.” He continued, “I have heard from other firms that a similar reduction in scope happened to them. I am concerned that a public agency would identify a need, seek firms to fill that need, award a contract that included small and minority business participation, and then reduce the scope deciding it no longer had the need and reducing participation by small and minority businesses.” [WSDOT#3]
- A public hearing participant representing a professional association reported a difference in MBE/WBE/DBE utilization when the prime is out-of-state versus local. He said, “What we have found [is], when you have prime contractors who are out-of-state contractors or out of the country contractors who do work in the state of Washington, they tend to sign contracts with DBE firms and utilize those DBE firms through the extent of those contracts. What we have found is, when you have local prime contractors, you get a little more game play and manipulation. We find instead of getting contracts, now we are getting work orders.” [NSP#10]

- **Some interviewees said that they have not experience falsification of good faith efforts or false reporting of DBE participation.** [For example, ST#5, ST#6, ST#7, ST#8, and ST#10]. The Asian Pacific American female owner of an MBE- and DBE-certified engineering company said she didn't know of any false reporting of DBE participation and did not quite know how that would work, because everything is invoiced and scrutinized all the time. [WSDOT#1]

Effects of DBE project goals on other businesses. Some business owners and managers provided insights on the impact of DBE project goals on non-certified firms. For example:

- The Caucasian male owner of a construction firm wrote that his firm is adversely affected by the Federal DBE Program. He indicated that DBE-certified companies have been selected over his company for many years, even though those companies have higher prices. He wrote that DBE goals of 16 percent and 15 percent on contracts "leave no room for non-minority subs of any kind at all to be considered. Non-minority firms such as mine are simply locked out. Locked out period." The business owner attached letters from prime contractors rejecting his company's bids for subcontracts with his written statement. The letters indicated that his company was rejected for subcontracts because prime contractors chose bids from DBEs in order to meet DBE contract goals. One letter indicated that his company had submitted the low bid for the work to be subcontracted. [WT#11]
- The Caucasian general manager of a non-certified woman-owned general contracting company noted, "I've seen some subcontractors not get selected for jobs that have DBE goals, companies that do what is called incidental construction. Often, the low bidder is not selected [in an effort to meet DBE goals for the project]." [WSDOT#33]
- The Caucasian co-owner of a non-certified WBE construction company indicated that projects that have DBE or MBE/WBE goals still account for 25 percent of his company's work. [WSDOT#17]

Some business owners and other individuals indicated that DBE firms submit inflated bids to primes when there are DBE contract goals on a project. For example, a public hearing participant representing a construction company reported that, "[DBEs] know they have an advantage when a goal is set. Any business person would understand that. They would understand that they can be 5 or 10 percent above and beyond [their competitors] and still potentially get the work. You see that when they bid. When they are in an open competitive market, their pricing is not the same. We will look at a subcontractor that we are very comfortable working with, and they may be a couple percent[age] [points] higher in price than what the low subcontractor is, and, of course, because of ease of operations, we will deal with them rather than someone else." [AGC#1]

J. DBE and other Certification Processes

Business owners and managers discussed the process for DBE certification and other certifications, including comments related to:

- Ease or difficulty of becoming certified (page 117); and
- Advantages and disadvantages of DBE certification (page 121);

Ease or difficulty of becoming certified. Many interviewees commented on how easy or difficult it was to become certified.

A number of interviewees said that the DBE certification process was reasonable and some reported that it was relatively easy. For example:

- The Subcontinent Asian American male owner of a DBE-certified engineering firm characterized the certification process as pretty comprehensive. He described an initial interview when they became certified. He said, “I thought it was a very easy process,” and added that the annual re-certification was “real painless.” [WSDOT#10]
- The Black American owner of a DBE/MBE-certified concrete firm said the certification process was not difficult for him. He reported that some contractors do not want to file the personal information required for certification. He also stated that he thinks it is good that the certification agency is attempting to make it more difficult for front companies to get certified. [ST#1]
- The Asian Pacific American owner of a DBE-certified engineering consulting firm said, “The certification and renewal processes takes about two or three days to get the forms prepared and go through [the firm’s] finances to make sure the information is correct on the forms. I can understand that agencies have to make sure firms meet the criteria.” [WSDOT#3]
- The Caucasian female vice president of a DBE/WBE-certified rebar installer and supplier firm stated that the certification process is easy. [ST#6]
- The Caucasian female manager for an MBE/DBE/SBA-certified engineering company said, “I have been involved in the [annual] renewal [process] and adding to our certification because of our diversified services, and that’s been pretty easy. OMWBE has been good to work with. Sometimes there have been challenges in determining what NAICS codes our work fits into. The actual certification process has been pretty straightforward. Once we knows what we need to do, like for renewal every couple of years, it just is what it is.” [WSDOT#9]
- The Subcontinent Asian American president of a DBE/MBE-certified engineering company stated that the certification process was easy for him. [ST#5]
- The female manager of a Native American-owned, DBE-certified construction company said, “We had to demonstrate we were capable of and had experience in doing [the company’s type of] jobs. So we had to come up with prior subcontracts. OMWBE wants to know for sure that companies listed as DBEs are able to complete the job.” [WSDOT#32]
- The Black American owner of a DBE-certified trucking and specialty contracting company said, “[The certification process was] really easy in the beginning. [It was mostly] showing my credentials, pay stubs, taxes, and proof of ownership. It was pretty simple then.”
However, he reported that the DBE certification process lets in front companies. He said, “The DBE certification process allows unqualified firms to get DBE-certified and thereby get competitive advantages that shouldn’t be available.” [WSDOT#36]

Many interviewees reported difficulties with the DBE certification process. Several interviewees reported incidents in which state officials seemed too quick to make a judgment that the company applying for certification was a front. Other interviewees indicated that the certification process was difficult. Examples of such comments included the following.

- The female owner of a DBE-certified construction company commented, “It took a long time [to become certified], even though my application was perfect. I know they’re backlogged. I think it took like 91 days or something like that.” [WSDOT#40]

- The Native American owner of a DBE-certified electrical contracting firm commented that the certification process was more difficult than it should have been. He said, “It was a pile of paper, email, and suspicion because of the intense scrutiny the certifying agency was under.” He added, “What hurts OMWBE is that the folks doing it do not understand construction that well. They don’t understand the dynamic that exists between prime contractor and subcontractor.” [ST#2]
- The president of an engineering industry trade association reported that both MBE/WBEs and even some larger, majority-owned firms that have talked to those firms have critical things to say about the DBE certification process. He said they describe the process as, “cumbersome, costly, and time consuming.” He added, “Overall, I’d characterize [the DBE certification process], as [with] most of the regulations, make it harder as opposed to make it easier.” [WSDOT#38]
- The Hispanic American president and co-owner of an MBE/DBE-certified electrical contracting firm said, “We have been certified for many years. The process of certification was kind of difficult.” He said that the paperwork was difficult but that being an 8A contractor made the process easier. [ST#3]
- The Caucasian co-owner of a non-certified WBE construction company reported that he and his wife had applied for WBE certification but were denied. He indicated that the denial was based on his previous construction experience and the fact that the company’s original financing came from his family who had a construction background. They appealed the denial but were unsuccessful. [WSDOT#17]
- The Caucasian female vice president of a DBE/WBE-certified rebar installer and supplier firm stated the certification is hard to keep and it is hard to meet the requirements. She said, “The State and Federal Government are constantly trying to take it away. They question size, control, and personal net worth. The Federal Government tells me, ‘That is the price of being in the program.’ I don’t know whether the price is worth it. I think it is to a level of harassment.”

The same interviewee said, “I think it is good that we have an agency like that, and they are supposed to ensure there is no fraud, but I don’t think they should be able to harass. They are supposed to support us, but I have not received any support.” [ST#6]
- The Hispanic American co-owner of a DBE-certified construction company was interested in applying for certification for his new company but was told that the certification would be denied. [WSDOT#26]
- The Native American female co-owner of a non-certified construction company said, “I looked into getting certified as a woman-owned company at one time. I was told that certification might get the company larger contracts. So I contacted the Small Business Administration and worked through them and seemed to hit a brick wall. I tried again a year later with the same results and haven’t tried again since then.” [WSDOT#28]
- The Asian Pacific American owner of a DBE-certified contracting firm stated, “I got certified in 2000. I think that it is still the same application, and there is a lot of financial information that you need to give them. [The application] is not that long, but then it is a long process, because they are back logged, and then there is scrutiny and an interview process. That can really test your patience.”

The same interviewee also said, “At the OMWBE, they certify everyone – suppliers, construction, everyone. They do not really know what questions to ask, because they are certifying all these different types of companies. They are not really experts in any one. I would be helpful if they had

an expert in each industry so that they could steer applicants to that specific industry expert.”
[ST#9]

- The Hispanic American owner of a DBE-certified engineering firm said, “The certification [process] was long and arduous. It’s a system that needs to be reformed. It’s a system that should be run as checks and balances, not as fact-finding, because the people doing fact-finding now don’t have a clue. For example, when a person goes to the bank looking for a loan, the [loan officer] can tell him what he is missing, what he needs, and within a week or even a couple of days he should be able to have his loan approved or not approved. Right now, when [a company] submits [its] application [to OMWBE], it should not take eight months to get a response back.”

He went on to say that each government agency requires its own certification. He said, “[The company] has to prove itself to King County, [it] has to prove itself to WSDOT, [it] has to prove itself with the City of Seattle, and City Light. Every single [agency needs] its own proof, because the [agencies] do not use the same system. [The company] has to be on the City of Seattle roster, [it] has to be on the City Light roster, [it] has to be on the King County roster, [it] has to be on the GSA roster, [and it] has to be on the Port of Seattle roster.” He went on to say that it is not enough to be certified. [WSDOT#7]

- The Black American owner of an MBE/DBE-certified engineering company said, “[The certification process can be improved by] simplifying and standardizing [it]. [The process for becoming a certified MBE/DBE business] was long, arduous, invasive, and oftentimes I’ve found that the rosters and things like that are used to keep me at arm’s length. I’ve often thought that since most of these agencies ask the same questions, why don’t they have just one standard certification?”

He continued, “Particularly when I had just started the company, I’d go to [different agencies] and meet with people, and almost the first [question asked] was ‘Is your company on our roster?’ In other words, ‘I’m not going to talk to you until your company is on my roster.’ It’s a reason for not talking [to your company], a way to keep your company at bay.” [WSDOT#8]

- The Black American owner of a DBE-certified specialty contracting company explained, “[The process of getting certified] is discouraging from the beginning. As I recall, both times that I did it, [once] in 1985 and then again in 1996, that the certification process was about 50 pages long. A small business owner isn’t just going to pick this up and complete it easily. It would take quite a while to complete that package. It is depressing to look through it, but it really isn’t difficult.” [WSDOT#35]

- When asked if he had any suggestions for improving the certification process, the Black American owner of a DBE-certified trucking and specialty contracting company said, “[OMWBE’s employees] call themselves ‘analysts’. [An analyst] needs to have a background in the industry [that is being] analyzed as well as in contracting so they will know what they are talking about. [The OMWBE employees] have a responsibility to the public and the agency. They need to know the firm has the credentials and history to perform the work. When they do the on-site evaluations, they should go on a ride so they can go the extra step to make sure the applicant is qualified.”

He went on to say, “The DBE application [process] needs to be re-vamped. The CFR [that governs the DBE process] needs to be re-vamped. There are so many loopholes that allow you to cheat the system. Currently, if you get decertified, you still get to keep your contracts. There are a lot of questions that need to be asked. When I go to the Department of Licensing to get a commercial license, I have to take a skill test. The DBE application should [also] have a skill test.”

He continued by saying, “[The State] has no enforcement. I sent an e-mail to the Federal Highway Administration identifying some bullet points about how the application process should be changed. I’ve got a lot of good bullet points. It would stop the fraud. This program has been around [for decades] and there’s never been an African American graduate from the DBE program. What does that tell you? The federal government and the State aren’t learning from the past.”

The same interviewee asked for more transparency in the certification process. He said, “There needs to be public notification on who is seeking certification to give the public a 30-day opportunity to comment. Right now, companies are secretly being certified. I am the only one that seeks information on what companies are seeking certification. Once or twice a month, I ask OMWBE for information on the companies seeking certification. I pull information on [the companies] to the best of my ability and turn in a formal complaint with this information to OMWBE. Six companies have been denied certification because of this. I’m doing the best I can to keep the program as clean as possible.” [WSDOT#36]

- The Asian Pacific American female owner of an MBE- and DBE-certified engineering company said, “We learned the hard way that the DBE certification is federal. I thought that once we were certified in the home state, that we were a DBE everywhere, and we just needed to apply for the MBE designation in each state. I found out later that the DBE designation also needs to be applied for and verified in each state that we intend to use it. I think that is ridiculous!”

She added, “[The certification process] is annoying but not difficult. It’s long and tedious. Sometimes I don’t think they are necessarily clear in what they are asking for. I have put together and submitted pretty comprehensive packages and then been told to submit more.” She said OMWBE and certifying agencies in other states have asked for copies of documents that she has been told by the bank are illegal to copy (e.g., signatory cards on bank accounts). She continued, “We were banking at a [private bank] in our building, and they refused to give us a copy of our signatory card for the DBE application. So, [to comply with the certification application request], we closed out that account and opened an account at another bank, just to get a copy of the signatory card.” She said after submitting all of the requested documentation to OMWBE, the agency asked for all the same documents from her and the spouse of the owner as well. The added documentation caused the certification process to take much longer than necessary. [WSDOT#1]

- The Asian Pacific American owner of a non-certified engineering firm said that there are no benefits to being MBE- or DBE-certified. He said, “There’s no penalty for the larger firms not adhering to their commitments [to hire MBEs or DBEs]. The certification process and paperwork involved [are] costly, both in time and money. It takes time to get everything current. It takes time to get an accountant on board, [to look] at all of your overhead, and [to go] back and forth with agencies as to what is allowed and what is not allowed. It’s a costly process. Everything is on the cost side. There’s no benefit side.” [PS#3]

Advantages and disadvantages of DBE certification. Interviews and public hearings included broad discussion of whether and how DBE certification helped subcontractors obtain work from prime contractors.

Many of the owners and managers of DBE-certified firms interviewed indicated that certification helped their business get an initial opportunity to work with a prime contractor. For example:

- The president of an engineering industry trade association said, “The advantage of being certified is that if Firm A is certified and Firm B isn’t, and they both do the same work, and they’re going to subconsult to a firm that needs to [meet a DBE] goal, then the certified firm is going to get the work more often than not.” He said that he does not know whether there are any disadvantages associated with DBE certification. [WSDOT#38]
- The Native American owner of a DBE-certified electrical contracting firm commented about the benefits of certification and said, “It gives us access.” He added that 95 percent of his contracts are a result of DBE certification. [ST#2]
- The female owner of a DBE-certified construction company said, “[It] definitely gives you opportunities that you perhaps wouldn’t normally have exposure to. I’m extremely fortunate that some of the biggest public works projects that will ever been done in our region during my working life are being done right now. I wouldn’t have been [exposed to those projects] if I wasn’t DBE-certified.” [WSDOT#40]
- The Hispanic American president and co-owner of an MBE/DBE-certified electrical contracting firm said that he sees benefits in being certified. He said, “Absolutely, we have gotten a lot of work from that.” The Caucasian vice president of the firm stated, “It got our foot in the door where other times we would not have the opportunity to get a number out there and build a reputation. Certification got people to take us seriously.” [ST#3]
- The Subcontinent Asian American male owner of a DBE-certified engineering firm said that he finds that there are advantages of certification for federal projects. He said, “For those projects, [certification has] been a real great asset. It’s not that they’re using us just because of our status, but our status helps them with the larger picture [of meeting the requirements].” As an example, he spoke about a large engineering firm that used his company initially because his company was certified, but the larger firm was pleased with the work and continued to use his firm even when the DBE participation wasn’t needed. He went on to say, “[The MBE/DBE certifications have been] a good springboard to show and prove ourselves.”

The business owner went on to say that “at least 70 to 80 percent of our projects are projects that have DBE goals.” He said that his firm would suffer a 20 to 30 percent decrease in revenue if it lost its DBE status. [WSDOT#10]
- The Caucasian female vice president of a DBE/WBE-certified rebar installer and supplier firm said that her firm is very small compared to other firms. She said, “This program has afforded me an opportunity to play in an arena that I never would have gotten, so that is a benefit of the program.”

The same interviewee also said, “The benefit of certification is not to me at all. The benefit is to the general contractor. We bid jobs without consideration of our certification. If they take our price, they receive the benefit of meeting the goal.” [ST#6]
- The Hispanic American co-owner of a DBE-certified construction company said that certification as a minority-owned firm was important to the growth of their business. [WSDOT#26]
- The Subcontinent Asian American president of a DBE/MBE-certified engineering company said that when projects have a goal or requirement, it helps his firm be considered for the project. He said, “[It] gets us into the pool of firms which are competing for the quota. Without certification we would not be considered.” [ST#5]

- The Asian Pacific American owner of a DBE-certified engineering firm said that he uses his certification status to market the firm. He said, “I say first, [the firm] is a great engineering firm and second, [the firm] is certified. I decided to get certified because I thought it would give it an opportunity to get work.” He went on to say that he tried to get on Department of Defense contracts as a subconsultant. Even though prime contractors were supposed to subcontract out a large portion of the contracts to small businesses, and expressed interest in his firm, he said that “nothing ever came of it.”

In response to a question about whether his firm works for the same contractors on public and private contracts, the Asian Pacific American owner of a DBE-certified engineering firm said, I will be contacted by primes if public contracts have goals, but not very often if public contracts don’t have goals.” He went on to say, “I have known a [prime] contractor for over ten years now, but the only time he contacts me is if there is a contract with goals on the project.” [WSDOT#3]

- The project manager for a WBE- and DBE-certified environmental services firm said, “Yes, to some degree, being a WBE has been advantageous. But on the other hand, our reputation and the ability of our people have sold all of our jobs here to the public sector. We are in the door before we are ever asked if we are a DBE.” [ST#10]
- The Asian Pacific American female owner of an MBE- and DBE-certified engineering company said that the firm is certified as an MBE and DBE in Washington State and other states. When asked why the firm was certified in a number of states, she said that it applied for certification because prime contractors gave them the opportunity to do the job if they could be certified.

When asked if there are benefits to being a certified MBE/DBE firm, she answered, “Definitely, yes [there are advantages to being certified]. [Firms like ours] benefit when [the public owner] puts in goals for MBE or DBE or WBE, [which] encourages the bigger firms, that 800 pound gorilla, to include the smaller firms. That’s why we go to all the trouble.”

However, she went on to report that the work her firm does as professional engineers is a tiny drop in the bucket on large public projects and does not really help with meeting MBE/DBE goals in any meaningful way. She said, “The contracts are for millions and millions of dollars. [The prime contractor] will include us [to meet goals], but since [our] design services only amount to \$50,000 to \$100,000, it’s a drop in the bucket, point something percent. [Then] [the prime contractor] will use a [certified] excavator or hauler for \$12 million or something. We are used just because we always does [the] work for them.” [WSDOT#1]

- The Asian Pacific American owner of a DBE-certified contracting firm said, “There are definitely benefits [to certification]. On federally-funded jobs, there are normally goals that the general contractor has to meet with DBE participation. We have definitely benefited from that.” [ST#9]
- The Caucasian female manager of an MBE/DBE/SBA-certified engineering company sees certification as a benefit. She said, “[Certification] provides opportunities to work on projects that we probably couldn’t otherwise work on. The larger projects we couldn’t go after on our own, but we could get parts of [the contract] by fulfilling the small business or DBE goals. That’s the real advantage [of being certified].” She went on to say that the company sometimes meets the DBE goal as a prime contractor. [WSDOT#9]
- The female owner of a DBE-certified specialty construction firm reported advantages to certification. She said, “Having DBE certification has absolutely been a benefit because it did not just open doors, it opened double doors.” She continued, “Typically, a contractor is pretty much set

on who he is going to use on whatever he is going to sub out, but I was told it would be a good thing to be DBE-certified because the WBE certification wasn't doing anything for me because the WBE goals are voluntary. With DBE goals being required goals, there would be opportunities for me. I was told to seek out as many certifications as I could and use them to my advantage to get customers."

She added, "Most of the time when [my company] is called it [is by] a contractor [who] is in need of fulfilling a required goal. It gives me the double door — a fantastic opportunity to show a contractor what I am capable of where I might not have had the chance [if there were no] goals. With the WBE certification, unless [there is] a contractor that is interested in fulfilling voluntary goals, I don't get a call." She reported that contractors who have used her company on public contracts that had goals will also call her to work on private contracts. She said, "I was given an opportunity to show the [contractor] what I can do, and, when I do that, I get [more] work. I have to provide the best service." [WSDOT#27]

- The Black American owner of a DBE-certified specialty contracting company said, "I got certified to get access to government jobs. Without that DBE certification I probably wouldn't be working on any government jobs, period. The benefit of certification is getting access to government highway projects. That is the only thing that it has done. There's nothing else." He said that he doesn't know of any disadvantages related to DBE certification. He said that about 60 percent of his business is on projects with DBE participation goals. [WSDOT#35]
- The Black American owner of a DBE-certified trucking and specialty contracting company said, "We do 98 percent of our work now on projects that have [DBE goals]. We are getting very few calls from the private side now." [WSDOT#36]
- The Black American owner of an MBE/DBE-certified trucking company said that he often talked with prime contractors about trucking assignments before his firm was DBE-certified. He wrote, "All they tell me [is], 'When you get your certification, send it to us, and we will talk.'" He indicated that even though his firm has well-maintained trucks and competitive rates, "The [primes] do not even want to hear that." He reported that it is very difficult for minority business owners to obtain work. He concluded, "We need the DBE Program because that is the only way to get in the door. It also ensures a level playing field in which DBEs can compete fairly for DOT assisted contracts." [WT#3]
- The Caucasian manager of a WBE-certified construction firm said that he believes that DBE certification can be an asset to a hard-working firm. He said, "If you have a disadvantaged business that you've worked with before, and you trust them, then [certification] is a good thing. A really good thing." [PS#2]
- The Caucasian co-owner of a DBE-certified engineering firm said that, because of their MBE certification with the State, they were able to work on building design projects near the Seattle tunnel. He said, "It's the only time our minority status helped us." [PS#9]
- When asked if her firm has seen benefits from their certification, a representative for a woman-owned, DBE-certified construction company said, "Most definitely. Like I said, we didn't get certified DBE until 2011. Prior to that, we didn't get any callbacks, nothing really. There was no real level of interest. When we got that certification, it took about six months to see a little bit of a benefit to that. What we saw was that we had several prime contractors that are on the mega

contracts here that actually took the time to drive up to our main facility and take tours. That was unheard of before. When they got there, they were impressed. They saw that we walked the walk and had everything that our competitors had. They definitely didn't expect us to have operations organized the way that we did and set up with the amount of equipment that we do. It has allowed us to have these discussions with people and have them take us a little more seriously. None of those discussions were happening in the past until we got certified. We've seen a direct impact." [RCF#12]

Some interviews indicated that there are limited advantages, or even disadvantages, to being DBE certified. For example:

- The Hispanic American owner of a DBE-certified engineering firm said that certification has limited associated benefits. He said, "There are benefits to being certified if you knock on doors and attend outreach meetings, but if I attend maybe 50 [civil engineering-related outreach] meetings in Washington State, I may get one opportunity. If I attend five meetings in aerospace, I get five opportunities." [WSDOT#7]
- The Black American owner of a DBE/MBE-certified concrete firm said that there are disadvantages to certification. He said, "A lot of contractors call you only when there is a goal, no matter how good your work is. If I were a majority firm, I would be over the hump now." He said that the last time he did non-DBE work was in 2009. [ST#1]
- The Native American owner of a DBE-certified electrical contracting firm stated that the main disadvantage of certification has to do with discriminatory attitudes on the part of prime contractors towards DBE-certified firms. He said, "While we are all on a list, the cynical view of the contractors is to get somebody off the list that will do us the most damage. In their minds is the attitude of 'Oh, we have to put up with another one.'" [ST#2]
- The Asian Pacific American owner of a DBE-certified contracting firm said, "Sometimes there is a stigma with the DBE [certification], because some firms will only call us because we are a DBE. They otherwise would not call us, but that is not really a disadvantage [of DBE certification], because we are still getting work." [ST#9]
- When asked if there were any disadvantages to being a certified firm, the female manager of a Native American-owned, DBE-certified construction company replied, "The prime contractors don't like to have to pick us. Contractors may show that on the job site. Not as much in the last year or so as we saw at the very beginning in 2006." [WSDOT#32]
- The Caucasian vice president of a Hispanic American-owned and MBE/DBE-certified electrical contracting firm said, "Sometimes you are looked at as being only a minority contractor. There was a time when firms would use us when they needed a minority but did not use us when they did not. That is not the case as much these days." [ST#3]
- The Asian Pacific American owner of a DBE-certified engineering and specialty construction company said, "Being certified got me recognition that I'm here doing business, but it doesn't necessarily mean the government would give me business. For a small, minority business, it is really hard to get into the market and prevail. The idea was to ramp up the business by getting some help from the federal and state governments."

He continued, "At the end of this year, I'm done with the 8(a) program. It takes about five years to get recognized [as a quality firm]. There's not enough time to really build the business. Another

four or five years would be really helpful.” He went on to say, “In some cases, it could be said that there are disadvantages. I am running out of time [with my 8(a) certification]. The benefits of the program haven’t been [realized as I expected]. When I realized this, I held back on [company] financing. [A business] that doesn’t do this would find [it]self in trouble.” [WSDOT#37]

- The Subcontinent Asian American owner of an MBE- and WBE-certified engineering firm said that being certified has not helped her find work in the past. She said, “I’ve been certified [in Washington] for about three years now, [and in] Oregon for about one year. It has helped in Oregon, but not here in Washington.” [PS#1]
- When asked why he dropped his firm’s certification, the Asian Pacific American owner of a non-certified engineering firm said, “There is no enforcement of it. We participated in three teams vying for Sound Transit work, [and] we got onto two. I was supposed to be the Foundations Manager, because I had experiences with elevated structures and the analysis. What happened is the lead company that got the project then kept us out of communication, and when I called them about [it and said], ‘What about the 20 percent amount of work I was promised?’ they really said they felt very bad that they haven’t called us, but it was either laying off their own people or cutting us out of the contract. [They said] that they would find other work for us, just some menial work. And I was thinking, by contract, I could have sued them. The agencies were not enforcing it anyways. You can be part of the team, you can get promised on paper 20 percent, and they renege on the promise. The agency doesn’t have anything to hold the larger firm accountable.”

He went on to say that on another project, “[The firm] teamed up with another large technical firm, and then the agency told them, ‘No, you cannot be on the team. You cannot get this contract anymore although you won every step of it. Your team was excellent, [and] the presentation was excellent. We cannot award it to you because we already awarded to you 50 percent of the contract, and that’s too much.’ So they dropped them out, and then they gave it to another firm. After their interview process, then they said, ‘You don’t have the experience, but you’re still the lead team. We’re going to bring back the other large technical firm to help you, because they have all of the tunneling experience.” [PS#3]

- The Black American owner of a DBE-certified construction company said that he doesn’t see any benefits of DBE certification. He said that he has been contacted for jobs because of his certification, but that he never hears back from prime contractors after he has given them his information and his bid. He said, “I don’t know who gets the jobs. I know that it’s not me.” He went on to say that because of this, it is actually a disadvantage to be certified. He explained that he has to pay his estimator, and that he has to spend time responding to the prime contractor, both of which cost him money.

He added that although he has heard of minority subcontractors getting work because of the DBE program, the contracts that they are awarded are very limited in size. He said, “I know some [minority] subcontractors who are working on government projects, but the scope of work is very small.” [PS#4]

- The Caucasian co-owner of a DBE-certified engineering firm said that his business was originally DBE-certified, but that the certification expired. He and his partner decided to recertify their business in 2011. He said that the certification has not brought his company any work.

He went on to say that when he and his partner certified their business, they did not make it well known. He said that WBEs and MBEs have a reputation for being unqualified in the engineering

industry. He said that they did not “want to be linked” to this reputation. The interviewee explained that, on a few large projects that he worked on with his old company, the minority subcontractors were not qualified. He said, “The results weren’t very good.” [PS#9]

- When asked if his firm saw any benefits from their certification, a representative for a DBE-certified consulting firm said “Zero.” [RCF#4]

APPENDIX K.

Detailed Disparity Results

APPENDIX K.

Detailed Disparity Results

	2	3	4	5	6	7	8	9	10	11	12	13	14	15	16	17	18	19
Funding																		
FAA- and Locally-funded	X	X	X	X	X			X	X	X	X	X	X	X	X			
FAA-funded						X										X	X	X
Locally-funded							X											
Time period																		
2010-2013	X	X	X				X	X	X	X	X	X	X	X	X	X	X	X
2010-2011				X														
2012-2013					X													
Type																		
Construction and construction-related professional services	X			X	X	X	X	X			X			X	X	X		
Construction		X							X			X					X	
Construction-related professional services			X							X			X					X
Contract role																		
Prime/Sub	X	X	X	X	X	X	X										X	X
Prime								X	X	X				X	X			
Sub											X	X	X					
Contract size																		
All	X	X	X	X	X	X	X	X	X	X	X	X	X				X	X
Small prime contracts*														X				
Large prime contracts**															X			
Components of DBE goal																		
Analysis of potential DBEs																	X	X

* \$2M and under for construction, \$500K and under for construction-related professional services

** Greater than \$2M for construction, greater than \$500K for construction-related professional services

Figure K-2.

Funding source: FAA- and Locally-funded

Time period: 2010-2013

Type: Construction and construction-related professional services

Role: Prime Contractors and Subcontractors

Firm Type	(a) Number of contracts (subcontracts) in sample	(b) Dollars in sample (thousands)	(c) Estimated total dollars (thousands)*	(d) Actual utilization (column c / column c, row 1) %	(e) Utilization benchmark (availability) %	(f) Difference (column d - column e) %	(g) Disparity index (d / e) x 100
(1) All firms	1,048	\$228,225	\$242,315				
(2) MBE/WBE	198	\$24,155	\$24,631	10.2	18.2	-8.0	56.0
(3) WBE	104	\$11,801	\$12,182	5.0	4.5	0.6	112.7
(4) MBE	94	\$12,354	\$12,449	5.1	13.7	-8.6	37.5
(5) Black American-owned	31	\$5,605	\$5,606	2.3	2.4	-0.1	95.6
(6) Asian-Pacific American-owned	21	\$1,482	\$1,556	0.6	2.2	-1.6	28.8
(7) Subcontinent Asian American-owned	13	\$350	\$371	0.2	1.8	-1.7	8.4
(8) Hispanic American-owned	20	\$2,417	\$2,417	1.0	4.8	-3.8	20.8
(9) Native American-owned	9	\$2,499	\$2,499	1.0	2.4	-1.4	42.3
(10) Unknown MBE	0	\$0					
(11) DBE-certified	97	\$8,035	\$8,319	3.4			
(12) Woman-owned DBE	36	\$2,233	\$2,453	1.0			
(13) Minority-owned DBE	61	\$5,802	\$5,866	2.4			
(14) Black American-owned DBE	16	\$781	\$782	0.3			
(15) Asian-Pacific American-owned DBE	14	\$848	\$910	0.4			
(16) Subcontinent Asian American-owned DBE	10	\$301	\$301	0.1			
(17) Hispanic American-owned DBE	15	\$1,791	\$1,791	0.7			
(18) Native American-owned DBE	6	\$2,081	\$2,081	0.9			
(19) Unknown DBE-MBE	0	\$0					
(20) White male-owned DBE	0	\$0	\$0	0.0			
(21) Unknown DBE	0	\$0					

Note: Spreadsheet rounds numbers to nearest thousand dollars or tenth of one percent. WBE is white women-owned firms.

* Unknown MBE, Unknown DBE-MBE, and Unknown DBE dollars were allocated to MBE subgroups proportional to the known total dollars of those groups. For example, if total dollars of Black American-owned firms (column b, row 5) accounted for 25 percent of total MBE dollars (column b, row 4), then 25 percent of column b, row 10 would be added to column b, row 5 and the sum would be shown in column c, row 5.

Source: BBC Research & Consulting Disparity Analysis.

Figure K-3.
Funding source: FAA- and Locally-funded
Time period: 2010-2013
Type: Construction
Role: Prime Contractors and Subcontractors

Firm Type	(a) Number of contracts (subcontracts) in sample	(b) Dollars in sample (thousands)	(c) Estimated total dollars (thousands)*	(d) Actual utilization (column c / column c, row 1) %	(e) Utilization benchmark (availability) %	(f) Difference (column d - column e) %	(g) Disparity index (d / e) x 100
(1) All firms	681	\$190,186	\$190,186				
(2) MBE/WBE	142	\$22,110	\$22,110	11.6	18.5	-6.8	63.0
(3) WBE	77	\$10,960	\$10,960	5.8	4.3	1.4	133.5
(4) MBE	65	\$11,150	\$11,150	5.9	14.1	-8.3	41.5
(5) Black American-owned	29	\$5,551	\$5,551	2.9	2.6	0.3	113.3
(6) Asian-Pacific American-owned	7	\$961	\$961	0.5	2.0	-1.5	24.9
(7) Subcontinent Asian American-owned	6	\$241	\$241	0.1	1.1	-1.0	11.3
(8) Hispanic American-owned	15	\$2,289	\$2,289	1.2	5.5	-4.3	22.0
(9) Native American-owned	8	\$2,108	\$2,108	1.1	2.9	-1.8	37.7
(10) Unknown MBE	0	\$0					
(11) DBE-certified	61	\$7,039	\$7,039	3.7			
(12) Woman-owned DBE	19	\$1,594	\$1,594	0.8			
(13) Minority-owned DBE	42	\$5,444	\$5,444	2.9			
(14) Black American-owned DBE	14	\$727	\$727	0.4			
(15) Asian-Pacific American-owned DBE	3	\$622	\$622	0.3			
(16) Subcontinent Asian American-owned DBE	6	\$241	\$241	0.1			
(17) Hispanic American-owned DBE	13	\$1,773	\$1,773	0.9			
(18) Native American-owned DBE	6	\$2,081	\$2,081	1.1			
(19) Unknown DBE-MBE	0	\$0					
(20) White male-owned DBE	0	\$0	\$0	0.0			
(21) Unknown DBE	0	\$0					

Note: Spreadsheet rounds numbers to nearest thousand dollars or tenth of one percent. WBE is white women-owned firms.

* Unknown MBE, Unknown DBE-MBE, and Unknown DBE dollars were allocated to MBE subgroups proportional to the known total dollars of those groups. For example, if total dollars of Black American-owned firms (column b, row 5) accounted for 25 percent of total MBE dollars (column b, row 4), then 25 percent of column b, row 10 would be added to column b, row 5 and the sum would be shown in column c, row 5.

Source: BBC Research & Consulting Disparity Analysis.

Figure K-4.
Funding source: FAA- and Locally-funded
Time period: 2010-2013
Type: Professional Services
Role: Prime Contractors and Subcontractors

Firm Type	(a) Number of contracts (subcontracts) in sample	(b) Dollars in sample (thousands)	(c) Estimated total dollars (thousands)*	(d) Actual utilization (column c / column c, row1) %	(e) Utilization benchmark (availability) %	(f) Difference (column d - column e) %	(g) Disparity index (d / e) x 100
(1) All firms	367	\$38,039	\$52,129				
(2) MBE/WBE	56	\$2,045	\$2,521	4.8	17.1	-12.3	28.3
(3) WBE	27	\$841	\$1,221	2.3	5.0	-2.7	46.9
(4) MBE	29	\$1,204	\$1,299	2.5	12.1	-9.6	20.6
(5) Black American-owned	2	\$54	\$55	0.1	1.9	-1.7	5.7
(6) Asian-Pacific American-owned	14	\$521	\$595	1.1	3.0	-1.8	38.5
(7) Subcontinent Asian American-owned	7	\$109	\$129	0.2	4.4	-4.1	5.6
(8) Hispanic American-owned	5	\$129	\$129	0.2	2.3	-2.0	10.8
(9) Native American-owned	1	\$391	\$391	0.8	0.6	0.1	124.0
(10) Unknown MBE	0	\$0					
(11) DBE-certified	36	\$997	\$1,281	2.5			
(12) Woman-owned DBE	17	\$639	\$859	1.6			
(13) Minority-owned DBE	19	\$358	\$421	0.8			
(14) Black American-owned DBE	2	\$54	\$55	0.1			
(15) Asian-Pacific American-owned DBE	11	\$226	\$289	0.6			
(16) Subcontinent Asian American-owned DBE	4	\$60	\$60	0.1			
(17) Hispanic American-owned DBE	2	\$18	\$18	0.0			
(18) Native American-owned DBE	0	\$0	\$0	0.0			
(19) Unknown DBE-MBE	0	\$0					
(20) White male-owned DBE	0	\$0	\$0	0.0			
(21) Unknown DBE	0	\$0					

Note: Spreadsheet rounds numbers to nearest thousand dollars or tenth of one percent. WBE is white women-owned firms.

* Unknown MBE, Unknown DBE-MBE, and Unknown DBE dollars were allocated to MBE subgroups proportional to the known total dollars of those groups. For example, if total dollars of Black American-owned firms (column b, row 5) accounted for 25 percent of total MBE dollars (column b, row 4), then 25 percent of column b, row 10 would be added to column b, row 5 and the sum would be shown in column c, row 5.

Source: BBC Research & Consulting Disparity Analysis.

Figure K-5.

Funding source: FAA- and Locally-funded

Time period: 2010-2011

Type: Construction and construction-related professional services

Role: Prime Contractors and Subcontractors

Firm Type	(a) Number of contracts (subcontracts) in sample	(b) Dollars in sample (thousands)	(c) Estimated total dollars (thousands)*	(d) Actual utilization (column c / column c, row 1) %	(e) Utilization benchmark (availability) %	(f) Difference (column d - column e) %	(g) Disparity index (d / e) x 100
(1) All firms	629	\$154,223	\$159,549				
(2) MBE/WBE	113	\$10,046	\$10,350	6.5	18.3	-11.8	35.5
(3) WBE	55	\$3,701	\$3,963	2.5	4.2	-1.8	58.6
(4) MBE	58	\$6,345	\$6,387	4.0	14.0	-10.0	28.6
(5) Black American-owned	16	\$1,192	\$1,192	0.7	2.5	-1.7	30.0
(6) Asian-Pacific American-owned	12	\$668	\$710	0.4	2.1	-1.7	20.8
(7) Subcontinent Asian American-owned	9	\$215	\$215	0.1	1.7	-1.6	8.0
(8) Hispanic American-owned	12	\$1,771	\$1,771	1.1	4.9	-3.8	22.5
(9) Native American-owned	9	\$2,499	\$2,499	1.6	2.8	-1.2	56.8
(10) Unknown MBE	0	\$0					
(11) DBE-certified	68	\$6,523	\$6,662	4.2			
(12) Woman-owned DBE	25	\$1,609	\$1,718	1.1			
(13) Minority-owned DBE	43	\$4,913	\$4,944	3.1			
(14) Black American-owned DBE	9	\$248	\$248	0.2			
(15) Asian-Pacific American-owned DBE	9	\$646	\$677	0.4			
(16) Subcontinent Asian American-owned DBE	8	\$190	\$190	0.1			
(17) Hispanic American-owned DBE	11	\$1,747	\$1,747	1.1			
(18) Native American-owned DBE	6	\$2,081	\$2,081	1.3			
(19) Unknown DBE-MBE	0	\$0					
(20) White male-owned DBE	0	\$0	\$0	0.0			
(21) Unknown DBE	0	\$0					

Note: Spreadsheet rounds numbers to nearest thousand dollars or tenth of one percent. WBE is white women-owned firms.

* Unknown MBE, Unknown DBE-MBE, and Unknown DBE dollars were allocated to MBE subgroups proportional to the known total dollars of those groups. For example, if total dollars of Black American-owned firms (column b, row 5) accounted for 25 percent of total MBE dollars (column b, row 4), then 25 percent of column b, row 10 would be added to column b, row 5 and the sum would be shown in column c, row 5.

Source: BBC Research & Consulting Disparity Analysis.

Figure K-6.

Funding source: FAA- and Locally-funded

Time period: 2012-2013

Type: Construction and construction-related professional services

Role: Prime Contractors and Subcontractors

Firm Type	(a) Number of contracts (subcontracts) in sample	(b) Dollars in sample (thousands)	(c) Estimated total dollars (thousands)*	(d) Actual utilization (column c / column c, row 1) %	(e) Utilization benchmark (availability) %	(f) Difference (column d - column e) %	(g) Disparity index (d / e) x 100
(1) All firms	419	\$74,002	\$82,765				
(2) MBE/WBE	85	\$14,109	\$14,280	17.3	18.0	-0.7	95.9
(3) WBE	49	\$8,100	\$8,218	9.9	4.9	5.0	200+
(4) MBE	36	\$6,009	\$6,062	7.3	13.1	-5.8	55.9
(5) Black American-owned	15	\$4,413	\$4,414	5.3	2.3	3.1	200+
(6) Asian-Pacific American-owned	9	\$814	\$846	1.0	2.4	-1.4	42.8
(7) Subcontinent Asian American-owned	4	\$135	\$155	0.2	2.1	-1.9	9.0
(8) Hispanic American-owned	8	\$647	\$647	0.8	4.5	-3.7	17.3
(9) Native American-owned	0	\$0	\$0	0.0	1.8	-1.8	0.0
(10) Unknown MBE	0	\$0					
(11) DBE-certified	29	\$1,513	\$1,657	2.0			
(12) Woman-owned DBE	11	\$623	\$735	0.9			
(13) Minority-owned DBE	18	\$889	\$922	1.1			
(14) Black American-owned DBE	7	\$533	\$534	0.6			
(15) Asian-Pacific American-owned DBE	5	\$202	\$233	0.3			
(16) Subcontinent Asian American-owned DBE	2	\$111	\$111	0.1			
(17) Hispanic American-owned DBE	4	\$43	\$43	0.1			
(18) Native American-owned DBE	0	\$0	\$0	0.0			
(19) Unknown DBE-MBE	0	\$0					
(20) White male-owned DBE	0	\$0	\$0	0.0			
(21) Unknown DBE	0	\$0					

Note: Spreadsheet rounds numbers to nearest thousand dollars or tenth of one percent. WBE is white women-owned firms.

* Unknown MBE, Unknown DBE-MBE, and Unknown DBE dollars were allocated to MBE subgroups proportional to the known total dollars of those groups. For example, if total dollars of Black American-owned firms (column b, row 5) accounted for 25 percent of total MBE dollars (column b, row 4), then 25 percent of column b, row 10 would be added to column b, row 5 and the sum would be shown in column c, row 5.

Source: BBC Research & Consulting Disparity Analysis.

Figure K-7.

Funding source: FAA-funded

Time period: 2010-2013

Type: Construction and construction-related professional services

Role: Prime Contractors and Subcontractors

Firm Type	(a) Number of contracts (subcontracts) in sample	(b) Dollars in sample (thousands)	(c) Estimated total dollars (thousands)*	(d) Actual utilization (column c / column c, row 1) %	(e) Utilization benchmark (availability) %	(f) Difference (column d - column e) %	(g) Disparity index (d / e) x 100
(1) All firms	25	\$27,233	\$27,233				
(2) MBE/WBE	1	\$6	\$6	0.0	19.4	-19.4	0.1
(3) WBE	1	\$6	\$6	0.0	1.5	-1.5	1.4
(4) MBE	0	\$0	\$0	0.0	17.9	-17.9	0.0
(5) Black American-owned	0	\$0	\$0	0.0	5.4	-5.4	0.0
(6) Asian-Pacific American-owned	0	\$0	\$0	0.0	0.1	-0.1	0.0
(7) Subcontinent Asian American-owned	0	\$0	\$0	0.0	0.0	0.0	0.0
(8) Hispanic American-owned	0	\$0	\$0	0.0	6.9	-6.9	0.0
(9) Native American-owned	0	\$0	\$0	0.0	5.5	-5.5	0.0
(10) Unknown MBE	0	\$0					
(11) DBE-certified	0	\$0	\$0	0.0			
(12) Woman-owned DBE	0	\$0	\$0	0.0			
(13) Minority-owned DBE	0	\$0	\$0	0.0			
(14) Black American-owned DBE	0	\$0	\$0	0.0			
(15) Asian-Pacific American-owned DBE	0	\$0	\$0	0.0			
(16) Subcontinent Asian American-owned DBE	0	\$0	\$0	0.0			
(17) Hispanic American-owned DBE	0	\$0	\$0	0.0			
(18) Native American-owned DBE	0	\$0	\$0	0.0			
(19) Unknown DBE-MBE	0	\$0					
(20) White male-owned DBE	0	\$0	\$0	0.0			
(21) Unknown DBE	0	\$0					

Note: Spreadsheet rounds numbers to nearest thousand dollars or tenth of one percent. WBE is white women-owned firms.

* Unknown MBE, Unknown DBE-MBE, and Unknown DBE dollars were allocated to MBE subgroups proportional to the known total dollars of those groups. For example, if total dollars of Black American-owned firms (column b, row 5) accounted for 25 percent of total MBE dollars (column b, row 4), then 25 percent of column b, row 10 would be added to column b, row 5 and the sum would be shown in column c, row 5.

Source: BBC Research & Consulting Disparity Analysis.

Figure K-8.

Funding source: Locally-funded

Time period: 2010-2013

Type: Construction and construction-related professional services

Role: Prime Contractors and Subcontractors

Firm Type	(a) Number of contracts (subcontracts) in sample	(b) Dollars in sample (thousands)	(c) Estimated total dollars (thousands)*	(d) Actual utilization (column c / column c, row 1) %	(e) Utilization benchmark (availability) %	(f) Difference (column d - column e) %	(g) Disparity index (d / e) x 100
(1) All firms	1,023	\$200,992	\$215,082				
(2) MBE/WBE	197	\$24,149	\$24,625	11.4	18.0	-6.6	63.6
(3) WBE	103	\$11,795	\$12,176	5.7	4.8	0.8	117.2
(4) MBE	94	\$12,354	\$12,449	5.8	13.2	-7.4	43.9
(5) Black American-owned	31	\$5,605	\$5,606	2.6	2.0	0.6	127.6
(6) Asian-Pacific American-owned	21	\$1,482	\$1,556	0.7	2.5	-1.8	29.0
(7) Subcontinent Asian American-owned	13	\$350	\$371	0.2	2.1	-1.9	8.4
(8) Hispanic American-owned	20	\$2,417	\$2,417	1.1	4.5	-3.4	24.8
(9) Native American-owned	9	\$2,499	\$2,499	1.2	2.1	-0.9	56.5
(10) Unknown MBE	0	\$0					
(11) DBE-certified	97	\$8,035	\$8,319	3.9			
(12) Woman-owned DBE	36	\$2,233	\$2,453	1.1			
(13) Minority-owned DBE	61	\$5,802	\$5,866	2.7			
(14) Black American-owned DBE	16	\$781	\$782	0.4			
(15) Asian-Pacific American-owned DBE	14	\$848	\$910	0.4			
(16) Subcontinent Asian American-owned DBE	10	\$301	\$301	0.1			
(17) Hispanic American-owned DBE	15	\$1,791	\$1,791	0.8			
(18) Native American-owned DBE	6	\$2,081	\$2,081	1.0			
(19) Unknown DBE-MBE	0	\$0					
(20) White male-owned DBE	0	\$0	\$0	0.0			
(21) Unknown DBE	0	\$0					

Note: Spreadsheet rounds numbers to nearest thousand dollars or tenth of one percent. WBE is white women-owned firms.

* Unknown MBE, Unknown DBE-MBE, and Unknown DBE dollars were allocated to MBE subgroups proportional to the known total dollars of those groups. For example, if total dollars of Black American-owned firms (column b, row 5) accounted for 25 percent of total MBE dollars (column b, row 4), then 25 percent of column b, row 10 would be added to column b, row 5 and the sum would be shown in column c, row 5.

Source: BBC Research & Consulting Disparity Analysis.

Figure K-9.

Funding source: FAA- and Locally-funded

Time period: 2010-2013

Type: Construction and construction-related professional services

Role: Prime Contractors

Firm Type	(a) Number of contracts (subcontracts) in sample	(b) Dollars in sample (thousands)	(c) Estimated total dollars (thousands)*	(d) Actual utilization (column c / column c, row1) %	(e) Utilization benchmark (availability) %	(f) Difference (column d - column e) %	(g) Disparity index (d / e) x 100
(1) All firms	344	\$131,177	\$142,426				
(2) MBE/WBE	47	\$11,825	\$12,028	8.4	15.1	-6.6	56.1
(3) WBE	24	\$5,114	\$5,308	3.7	3.2	0.5	117.2
(4) MBE	23	\$6,710	\$6,720	4.7	11.9	-7.2	39.7
(5) Black American-owned	9	\$3,888	\$3,888	2.7	1.2	1.5	200+
(6) Asian-Pacific American-owned	4	\$354	\$364	0.3	2.4	-2.2	10.6
(7) Subcontinent Asian American-owned	2	\$29	\$29	0.0	2.3	-2.3	0.9
(8) Hispanic American-owned	3	\$45	\$45	0.0	3.9	-3.9	0.8
(9) Native American-owned	5	\$2,394	\$2,394	1.7	2.0	-0.3	83.3
(10) Unknown MBE	0	\$0					
(11) DBE-certified	24	\$3,678	\$3,752	2.6			
(12) Woman-owned DBE	10	\$980	\$1,045	0.7			
(13) Minority-owned DBE	14	\$2,698	\$2,707	1.9			
(14) Black American-owned DBE	5	\$627	\$627	0.4			
(15) Asian-Pacific American-owned DBE	2	\$23	\$33	0.0			
(16) Subcontinent Asian American-owned DBE	1	\$27	\$27	0.0			
(17) Hispanic American-owned DBE	2	\$18	\$18	0.0			
(18) Native American-owned DBE	4	\$2,003	\$2,003	1.4			
(19) Unknown DBE-MBE	0	\$0					
(20) White male-owned DBE	0	\$0	\$0	0.0			
(21) Unknown DBE	0	\$0					

Note: Spreadsheet rounds numbers to nearest thousand dollars or tenth of one percent. WBE is white women-owned firms.

* Unknown MBE, Unknown DBE-MBE, and Unknown DBE dollars were allocated to MBE subgroups proportional to the known total dollars of those groups. For example, if total dollars of Black American-owned firms (column b, row 5) accounted for 25 percent of total MBE dollars (column b, row 4), then 25 percent of column b, row 10 would be added to column b, row 5 and the sum would be shown in column c, row 5.

Source: BBC Research & Consulting Disparity Analysis.

Figure K-10.
Funding source: FAA- and Locally-funded
Time period: 2010-2013
Type: Construction
Role: Prime Contractors

Firm Type	(a) Number of contracts (subcontracts) in sample	(b) Dollars in sample (thousands)	(c) Estimated total dollars (thousands)*	(d) Actual utilization (column c / column c, row 1) %	(e) Utilization benchmark (availability) %	(f) Difference (column d - column e) %	(g) Disparity index (d / e) x 100
(1) All firms	168	\$101,670	\$101,670				
(2) MBE/WBE	31	\$10,943	\$10,943	10.8	14.9	-4.1	72.4
(3) WBE	17	\$4,775	\$4,775	4.7	2.9	1.8	160.2
(4) MBE	14	\$6,168	\$6,168	6.1	11.9	-5.9	50.8
(5) Black American-owned	8	\$3,834	\$3,834	3.8	1.0	2.7	200+
(6) Asian-Pacific American-owned	2	\$331	\$331	0.3	2.3	-2.0	14.2
(7) Subcontinent Asian American-owned	0	\$0	\$0	0.0	1.4	-1.4	0.0
(8) Hispanic American-owned	0	\$0	\$0	0.0	4.6	-4.6	0.0
(9) Native American-owned	4	\$2,003	\$2,003	2.0	2.6	-0.6	76.1
(10) Unknown MBE	0	\$0					
(11) DBE-certified	13	\$3,351	\$3,351	3.3			
(12) Woman-owned DBE	5	\$775	\$775	0.8			
(13) Minority-owned DBE	8	\$2,576	\$2,576	2.5			
(14) Black American-owned DBE	4	\$573	\$573	0.6			
(15) Asian-Pacific American-owned DBE	0	\$0	\$0	0.0			
(16) Subcontinent Asian American-owned DBE	0	\$0	\$0	0.0			
(17) Hispanic American-owned DBE	0	\$0	\$0	0.0			
(18) Native American-owned DBE	4	\$2,003	\$2,003	2.0			
(19) Unknown DBE-MBE	0	\$0					
(20) White male-owned DBE	0	\$0	\$0	0.0			
(21) Unknown DBE	0	\$0					

Note: Spreadsheet rounds numbers to nearest thousand dollars or tenth of one percent. WBE is white women-owned firms.

* Unknown MBE, Unknown DBE-MBE, and Unknown DBE dollars were allocated to MBE subgroups proportional to the known total dollars of those groups. For example, if total dollars of Black American-owned firms (column b, row 5) accounted for 25 percent of total MBE dollars (column b, row 4), then 25 percent of column b, row 10 would be added to column b, row 5 and the sum would be shown in column c, row 5.

Source: BBC Research & Consulting Disparity Analysis.

Figure K-11.

Funding source: FAA- and Locally-funded

Time period: 2010-2013

Type: Construction-related professional services

Role: Prime Contractors

Firm Type	(a) Number of contracts (subcontracts) in sample	(b) Dollars in sample (thousands)	(c) Estimated total dollars (thousands)*	(d) Actual utilization (column c / column c, row 1) %	(e) Utilization benchmark (availability) %	(f) Difference (column d - column e) %	(g) Disparity index (d / e) x 100
(1) All firms	176	\$29,508	\$40,756				
(2) MBE/WBE	16	\$881	\$1,085	2.7	15.5	-12.9	17.1
(3) WBE	7	\$339	\$532	1.3	3.8	-2.5	34.4
(4) MBE	9	\$543	\$552	1.4	11.7	-10.4	11.5
(5) Black American-owned	1	\$54	\$54	0.1	1.7	-1.6	7.7
(6) Asian-Pacific American-owned	2	\$23	\$33	0.1	2.7	-2.6	3.0
(7) Subcontinent Asian American-owned	2	\$29	\$29	0.1	4.7	-4.6	1.5
(8) Hispanic American-owned	3	\$45	\$45	0.1	2.1	-1.9	5.4
(9) Native American-owned	1	\$391	\$391	1.0	0.6	0.4	160.5
(10) Unknown MBE	0	\$0					
(11) DBE-certified	11	\$326	\$401	1.0			
(12) Woman-owned DBE	5	\$205	\$270	0.7			
(13) Minority-owned DBE	6	\$122	\$131	0.3			
(14) Black American-owned DBE	1	\$54	\$54	0.1			
(15) Asian-Pacific American-owned DBE	2	\$23	\$33	0.1			
(16) Subcontinent Asian American-owned DBE	1	\$27	\$27	0.1			
(17) Hispanic American-owned DBE	2	\$18	\$18	0.0			
(18) Native American-owned DBE	0	\$0	\$0	0.0			
(19) Unknown DBE-MBE	0	\$0					
(20) White male-owned DBE	0	\$0	\$0	0.0			
(21) Unknown DBE	0	\$0					

Note: Spreadsheet rounds numbers to nearest thousand dollars or tenth of one percent. WBE is white women-owned firms.

* Unknown MBE, Unknown DBE-MBE, and Unknown DBE dollars were allocated to MBE subgroups proportional to the known total dollars of those groups. For example, if total dollars of Black American-owned firms (column b, row 5) accounted for 25 percent of total MBE dollars (column b, row 4), then 25 percent of column b, row 10 would be added to column b, row 5 and the sum would be shown in column c, row 5.

Source: BBC Research & Consulting Disparity Analysis.

Figure K-12.

Funding source: FAA- and Locally-funded

Time period: 2010-2013

Type: Construction and construction-related professional services

Role: Subcontractors

Firm Type	(a) Number of contracts (subcontracts) in sample	(b) Dollars in sample (thousands)	(c) Estimated total dollars (thousands)*	(d) Actual utilization (column c / column c, row 1) %	(e) Utilization benchmark (availability) %	(f) Difference (column d - column e) %	(g) Disparity index (d / e) x 100
(1) All firms	704	\$97,048	\$99,889				
(2) MBE/WBE	151	\$12,330	\$12,603	12.6	22.6	-10.0	55.9
(3) WBE	80	\$6,687	\$6,874	6.9	6.3	0.6	109.5
(4) MBE	71	\$5,644	\$5,729	5.7	16.3	-10.6	35.2
(5) Black American-owned	22	\$1,718	\$1,718	1.7	4.1	-2.4	41.9
(6) Asian-Pacific American-owned	17	\$1,128	\$1,192	1.2	2.0	-0.8	60.6
(7) Subcontinent Asian American-owned	11	\$321	\$342	0.3	1.1	-0.8	30.3
(8) Hispanic American-owned	17	\$2,372	\$2,372	2.4	6.1	-3.7	39.2
(9) Native American-owned	4	\$105	\$105	0.1	3.0	-2.9	3.5
(10) Unknown MBE	0	\$0					
(11) DBE-certified	73	\$4,357	\$4,567	4.6			
(12) Woman-owned DBE	26	\$1,253	\$1,409	1.4			
(13) Minority-owned DBE	47	\$3,105	\$3,158	3.2			
(14) Black American-owned DBE	11	\$154	\$155	0.2			
(15) Asian-Pacific American-owned DBE	12	\$824	\$878	0.9			
(16) Subcontinent Asian American-owned DBE	9	\$274	\$274	0.3			
(17) Hispanic American-owned DBE	13	\$1,773	\$1,773	1.8			
(18) Native American-owned DBE	2	\$78	\$78	0.1			
(19) Unknown DBE-MBE	0	\$0					
(20) White male-owned DBE	0	\$0	\$0	0.0			
(21) Unknown DBE	0	\$0					

Note: Spreadsheet rounds numbers to nearest thousand dollars or tenth of one percent. WBE is white women-owned firms.

* Unknown MBE, Unknown DBE-MBE, and Unknown DBE dollars were allocated to MBE subgroups proportional to the known total dollars of those groups. For example, if total dollars of Black American-owned firms (column b, row 5) accounted for 25 percent of total MBE dollars (column b, row 4), then 25 percent of column b, row 10 would be added to column b, row 5 and the sum would be shown in column c, row 5.

Source: BBC Research & Consulting Disparity Analysis.

Figure K-13.
Funding source: FAA- and Locally-funded
Time period: 2010-2013
Type: Construction
Role: Subcontractors

Firm Type	(a) Number of contracts (subcontracts) in sample	(b) Dollars in sample (thousands)	(c) Estimated total dollars (thousands)*	(d) Actual utilization (column c / column c, row 1) %	(e) Utilization benchmark (availability) %	(f) Difference (column d - column e) %	(g) Disparity index (d / e) x 100
(1) All firms	513	\$88,516	\$88,516				
(2) MBE/WBE	111	\$11,167	\$11,167	12.6	22.6	-10.0	55.9
(3) WBE	60	\$6,185	\$6,185	7.0	5.9	1.1	118.4
(4) MBE	51	\$4,982	\$4,982	5.6	16.7	-11.0	33.8
(5) Black American-owned	21	\$1,717	\$1,717	1.9	4.3	-2.4	44.7
(6) Asian-Pacific American-owned	5	\$630	\$630	0.7	1.7	-1.0	41.6
(7) Subcontinent Asian American-owned	6	\$241	\$241	0.3	0.8	-0.6	32.6
(8) Hispanic American-owned	15	\$2,289	\$2,289	2.6	6.4	-3.9	40.1
(9) Native American-owned	4	\$105	\$105	0.1	3.3	-3.2	3.6
(10) Unknown MBE	0	\$0					
(11) DBE-certified	48	\$3,687	\$3,687	4.2			
(12) Woman-owned DBE	14	\$819	\$819	0.9			
(13) Minority-owned DBE	34	\$2,868	\$2,868	3.2			
(14) Black American-owned DBE	10	\$154	\$154	0.2			
(15) Asian-Pacific American-owned DBE	3	\$622	\$622	0.7			
(16) Subcontinent Asian American-owned DBE	6	\$241	\$241	0.3			
(17) Hispanic American-owned DBE	13	\$1,773	\$1,773	2.0			
(18) Native American-owned DBE	2	\$78	\$78	0.1			
(19) Unknown DBE-MBE	0	\$0					
(20) White male-owned DBE	0	\$0	\$0	0.0			
(21) Unknown DBE	0	\$0					

Note: Spreadsheet rounds numbers to nearest thousand dollars or tenth of one percent. WBE is white women-owned firms.

* Unknown MBE, Unknown DBE-MBE, and Unknown DBE dollars were allocated to MBE subgroups proportional to the known total dollars of those groups. For example, if total dollars of Black American-owned firms (column b, row 5) accounted for 25 percent of total MBE dollars (column b, row 4), then 25 percent of column b, row 10 would be added to column b, row 5 and the sum would be shown in column c, row 5.

Source: BBC Research & Consulting Disparity Analysis.

Figure K-14.
Funding source: FAA- and Locally-funded
Time period: 2010-2013
Type: Construction-related professional services
Role: Subcontractors

Firm Type	(a) Number of contracts (subcontracts) in sample	(b) Dollars in sample (thousands)	(c) Estimated total dollars (thousands)*	(d) Actual utilization (column c / column c, row1) %	(e) Utilization benchmark (availability) %	(f) Difference (column d - column e) %	(g) Disparity index (d / e) x 100
(1) All firms	191	\$8,531	\$11,372				
(2) MBE/WBE	40	\$1,163	\$1,436	12.6	22.7	-10.1	55.6
(3) WBE	20	\$502	\$689	6.1	9.3	-3.2	65.3
(4) MBE	20	\$661	\$747	6.6	13.4	-6.9	48.9
(5) Black American-owned	1	\$1	\$1	0.0	2.3	-2.3	0.5
(6) Asian-Pacific American-owned	12	\$498	\$562	4.9	3.9	1.0	125.2
(7) Subcontinent Asian American-owned	5	\$80	\$100	0.9	3.4	-2.5	25.9
(8) Hispanic American-owned	2	\$83	\$83	0.7	3.1	-2.4	23.6
(9) Native American-owned	0	\$0	\$0	0.0	0.6	-0.6	0.0
(10) Unknown MBE	0	\$0					
(11) DBE-certified	25	\$670	\$880	7.7			
(12) Woman-owned DBE	12	\$434	\$590	5.2			
(13) Minority-owned DBE	13	\$236	\$290	2.6			
(14) Black American-owned DBE	1	\$1	\$1	0.0			
(15) Asian-Pacific American-owned DBE	9	\$203	\$256	2.2			
(16) Subcontinent Asian American-owned DBE	3	\$33	\$33	0.3			
(17) Hispanic American-owned DBE	0	\$0	\$0	0.0			
(18) Native American-owned DBE	0	\$0	\$0	0.0			
(19) Unknown DBE-MBE	0	\$0					
(20) White male-owned DBE	0	\$0	\$0	0.0			
(21) Unknown DBE	0	\$0					

Note: Spreadsheet rounds numbers to nearest thousand dollars or tenth of one percent. WBE is white women-owned firms.

* Unknown MBE, Unknown DBE-MBE, and Unknown DBE dollars were allocated to MBE subgroups proportional to the known total dollars of those groups. For example, if total dollars of Black American-owned firms (column b, row 5) accounted for 25 percent of total MBE dollars (column b, row 4), then 25 percent of column b, row 10 would be added to column b, row 5 and the sum would be shown in column c, row 5.

Source: BBC Research & Consulting Disparity Analysis.

Figure K-15.

Funding source: FAA- and Locally-funded

Time period: 2010-2013

Type: Construction and construction-related professional services

Role: Prime Contractors

Small Prime Contracts

Firm Type	(a) Number of contracts (subcontracts) in sample	(b) Dollars in sample (thousands)	(c) Estimated total dollars (thousands)*	(d) Actual utilization (column c / column c, row 1) %	(e) Utilization benchmark (availability) %	(f) Difference (column d - column e) %	(g) Disparity index (d / e) x 100
(1) All firms	305	\$56,832	\$61,529				
(2) MBE/WBE	45	\$8,122	\$8,325	13.5	17.5	-4.0	77.1
(3) WBE	23	\$3,897	\$4,090	6.6	5.0	1.6	133.0
(4) MBE	22	\$4,225	\$4,235	6.9	12.5	-5.7	54.9
(5) Black American-owned	8	\$1,402	\$1,402	2.3	2.4	-0.1	96.6
(6) Asian-Pacific American-owned	4	\$354	\$364	0.6	2.5	-1.9	23.7
(7) Subcontinent Asian American-owned	2	\$29	\$29	0.0	2.2	-2.2	2.1
(8) Hispanic American-owned	3	\$45	\$45	0.1	4.1	-4.0	1.8
(9) Native American-owned	5	\$2,394	\$2,394	3.9	1.4	2.5	200+
(10) Unknown MBE	0	\$0					
(11) DBE-certified	24	\$3,678	\$3,752	6.1			
(12) Woman-owned DBE	10	\$980	\$1,045	1.7			
(13) Minority-owned DBE	14	\$2,698	\$2,707	4.4			
(14) Black American-owned DBE	5	\$627	\$627	1.0			
(15) Asian-Pacific American-owned DBE	2	\$23	\$33	0.1			
(16) Subcontinent Asian American-owned DBE	1	\$27	\$27	0.0			
(17) Hispanic American-owned DBE	2	\$18	\$18	0.0			
(18) Native American-owned DBE	4	\$2,003	\$2,003	3.3			
(19) Unknown DBE-MBE	0	\$0					
(20) White male-owned DBE	0	\$0	\$0	0.0			
(21) Unknown DBE	0	\$0					

Note: Spreadsheet rounds numbers to nearest thousand dollars or tenth of one percent. WBE is white women-owned firms.

* Unknown MBE, Unknown DBE-MBE, and Unknown DBE dollars were allocated to MBE subgroups proportional to the known total dollars of those groups. For example, if total dollars of Black American-owned firms (column b, row 5) accounted for 25 percent of total MBE dollars (column b, row 4), then 25 percent of column b, row 10 would be added to column b, row 5 and the sum would be shown in column c, row 5.

Source: BBC Research & Consulting Disparity Analysis.

Figure K-16.

Funding source: FAA- and Locally-funded

Time period: 2010-2013

Type: Construction and construction-related professional services

Role: Prime Contractors

Large prime contracts

Firm Type	(a) Number of contracts (subcontracts) in sample	(b) Dollars in sample (thousands)	(c) Estimated total dollars (thousands)*	(d) Actual utilization (column c / column c, row 1) %	(e) Utilization benchmark (availability) %	(f) Difference (column d - column e) %	(g) Disparity index (d / e) x 100
(1) All firms	39	\$74,346	\$80,897				
(2) MBE/WBE	2	\$3,703	\$3,703	4.6	13.2	-8.6	34.7
(3) WBE	1	\$1,218	\$1,218	1.5	1.8	-0.3	83.8
(4) MBE	1	\$2,485	\$2,485	3.1	11.4	-8.3	27.0
(5) Black American-owned	1	\$2,485	\$2,485	3.1	0.4	2.7	200+
(6) Asian-Pacific American-owned	0	\$0	\$0	0.0	2.3	-2.3	0.0
(7) Subcontinent Asian American-owned	0	\$0	\$0	0.0	2.4	-2.4	0.0
(8) Hispanic American-owned	0	\$0	\$0	0.0	3.8	-3.8	0.0
(9) Native American-owned	0	\$0	\$0	0.0	2.5	-2.5	0.0
(10) Unknown MBE	0	\$0					
(11) DBE-certified	0	\$0	\$0	0.0			
(12) Woman-owned DBE	0	\$0	\$0	0.0			
(13) Minority-owned DBE	0	\$0	\$0	0.0			
(14) Black American-owned DBE	0	\$0	\$0	0.0			
(15) Asian-Pacific American-owned DBE	0	\$0	\$0	0.0			
(16) Subcontinent Asian American-owned DBE	0	\$0	\$0	0.0			
(17) Hispanic American-owned DBE	0	\$0	\$0	0.0			
(18) Native American-owned DBE	0	\$0	\$0	0.0			
(19) Unknown DBE-MBE	0	\$0					
(20) White male-owned DBE	0	\$0	\$0	0.0			
(21) Unknown DBE	0	\$0					

Note: Spreadsheet rounds numbers to nearest thousand dollars or tenth of one percent. WBE is white women-owned firms.

* Unknown MBE, Unknown DBE-MBE, and Unknown DBE dollars were allocated to MBE subgroups proportional to the known total dollars of those groups. For example, if total dollars of Black American-owned firms (column b, row 5) accounted for 25 percent of total MBE dollars (column b, row 4), then 25 percent of column b, row 10 would be added to column b, row 5 and the sum would be shown in column c, row 5.

Source: BBC Research & Consulting Disparity Analysis.

Figure K-17.

Funding source: FAA-funded

Time period: 2010-2013

Type: Construction and construction-related professional services

Role: Prime Contractors and Subcontractors

Analysis of potential DBEs

Firm Type	(a) Number of contracts (subcontracts) in sample	(b) Dollars in sample (thousands)	(c) Estimated total dollars (thousands)*	(d) Actual utilization (column c / column c, row 1) %	(e) Utilization benchmark (availability) %	(f) Difference (column d - column e) %	(g) Disparity index (d / e) x 100
(1) All firms	25	\$27,233	\$27,233				
(2) MBE/WBE	1	\$6	\$6	0.0	19.4	-19.3	0.1
(3) WBE	1	\$6	\$6	0.0	1.5	-1.5	1.4
(4) MBE	0	\$0	\$0	0.0	17.8	-17.8	0.0
(5) Black American-owned	0	\$0	\$0	0.0	5.4	-5.4	0.0
(6) Asian-Pacific American-owned	0	\$0	\$0	0.0	0.1	-0.1	0.0
(7) Subcontinent Asian American-owned	0	\$0	\$0	0.0	0.0	0.0	0.0
(8) Hispanic American-owned	0	\$0	\$0	0.0	6.9	-6.9	0.0
(9) Native American-owned	0	\$0	\$0	0.0	5.4	-5.4	0.0
(10) Unknown MBE	0	\$0					
(11) DBE-certified	0	\$0	\$0	0.0			
(12) Woman-owned DBE	0	\$0	\$0	0.0			
(13) Minority-owned DBE	0	\$0	\$0	0.0			
(14) Black American-owned DBE	0	\$0	\$0	0.0			
(15) Asian-Pacific American-owned DBE	0	\$0	\$0	0.0			
(16) Subcontinent Asian American-owned DBE	0	\$0	\$0	0.0			
(17) Hispanic American-owned DBE	0	\$0	\$0	0.0			
(18) Native American-owned DBE	0	\$0	\$0	0.0			
(19) Unknown DBE-MBE	0	\$0					
(20) White male-owned DBE	0	\$0	\$0	0.0			
(21) Unknown DBE	0	\$0					

Note: Spreadsheet rounds numbers to nearest thousand dollars or tenth of one percent. WBE is white women-owned firms.

* Unknown MBE, Unknown DBE-MBE, and Unknown DBE dollars were allocated to MBE subgroups proportional to the known total dollars of those groups. For example, if total dollars of Black American-owned firms (column b, row 5) accounted for 25 percent of total MBE dollars (column b, row 4), then 25 percent of column b, row 10 would be added to column b, row 5 and the sum would be shown in column c, row 5.

Source: BBC Research & Consulting Disparity Analysis.

Figure K-18.

Funding source: FAA-funded

Time period: 2010-2013

Type: Construction

Role: Prime Contractors and Subcontractors

Analysis of potential DBEs

Firm Type	(a) Number of contracts (subcontracts) in sample	(b) Dollars in sample (thousands)	(c) Estimated total dollars (thousands)*	(d) Actual utilization (column c / column c, row 1) %	(e) Utilization benchmark (availability) %	(f) Difference (column d - column e) %	(g) Disparity index (d / e) x 100
(1) All firms	25	\$27,233	\$27,233				
(2) MBE/WBE	1	\$6	\$6	0.0	19.4	-19.3	0.1
(3) WBE	1	\$6	\$6	0.0	1.5	-1.5	1.4
(4) MBE	0	\$0	\$0	0.0	17.8	-17.8	0.0
(5) Black American-owned	0	\$0	\$0	0.0	5.4	-5.4	0.0
(6) Asian-Pacific American-owned	0	\$0	\$0	0.0	0.1	-0.1	0.0
(7) Subcontinent Asian American-owned	0	\$0	\$0	0.0	0.0	0.0	0.0
(8) Hispanic American-owned	0	\$0	\$0	0.0	6.9	-6.9	0.0
(9) Native American-owned	0	\$0	\$0	0.0	5.4	-5.4	0.0
(10) Unknown MBE	0	\$0					
(11) DBE-certified	0	\$0	\$0	0.0			
(12) Woman-owned DBE	0	\$0	\$0	0.0			
(13) Minority-owned DBE	0	\$0	\$0	0.0			
(14) Black American-owned DBE	0	\$0	\$0	0.0			
(15) Asian-Pacific American-owned DBE	0	\$0	\$0	0.0			
(16) Subcontinent Asian American-owned DBE	0	\$0	\$0	0.0			
(17) Hispanic American-owned DBE	0	\$0	\$0	0.0			
(18) Native American-owned DBE	0	\$0	\$0	0.0			
(19) Unknown DBE-MBE	0	\$0					
(20) White male-owned DBE	0	\$0	\$0	0.0			
(21) Unknown DBE	0	\$0					

Note: Spreadsheet rounds numbers to nearest thousand dollars or tenth of one percent. WBE is white women-owned firms.

* Unknown MBE, Unknown DBE-MBE, and Unknown DBE dollars were allocated to MBE subgroups proportional to the known total dollars of those groups. For example, if total dollars of Black American-owned firms (column b, row 5) accounted for 25 percent of total MBE dollars (column b, row 4), then 25 percent of column b, row 10 would be added to column b, row 5 and the sum would be shown in column c, row 5.

Source: BBC Research & Consulting Disparity Analysis.

Figure K-19.

Funding source: FAA-funded

Time period: 2010-2013

Type: Construction-related professional services

Role: Prime Contractors and Subcontractors

Analysis of potential DBEs

Firm Type	(a) Number of contracts (subcontracts) in sample	(b) Dollars in sample (thousands)	(c) Estimated total dollars (thousands)*	(d) Actual utilization (column c / column c, row 1) %	(e) Utilization benchmark (availability) %	(f) Difference (column d - column e) %	(g) Disparity index (d / e) x 100
(1) All firms	0	\$0	\$0				
(2) MBE/WBE	0	\$0	\$0	0.0	0.0	0.0	0.0
(3) WBE	0	\$0	\$0	0.0	0.0	0.0	0.0
(4) MBE	0	\$0	\$0	0.0	0.0	0.0	0.0
(5) Black American-owned	0	\$0	\$0	0.0	0.0	0.0	0.0
(6) Asian-Pacific American-owned	0	\$0	\$0	0.0	0.0	0.0	0.0
(7) Subcontinent Asian American-owned	0	\$0	\$0	0.0	0.0	0.0	0.0
(8) Hispanic American-owned	0	\$0	\$0	0.0	0.0	0.0	0.0
(9) Native American-owned	0	\$0	\$0	0.0	0.0	0.0	0.0
(10) Unknown MBE	0	\$0					
(11) DBE-certified	0	\$0	\$0	0.0			
(12) Woman-owned DBE	0	\$0	\$0	0.0			
(13) Minority-owned DBE	0	\$0	\$0	0.0			
(14) Black American-owned DBE	0	\$0	\$0	0.0			
(15) Asian-Pacific American-owned DBE	0	\$0	\$0	0.0			
(16) Subcontinent Asian American-owned DBE	0	\$0	\$0	0.0			
(17) Hispanic American-owned DBE	0	\$0	\$0	0.0			
(18) Native American-owned DBE	0	\$0	\$0	0.0			
(19) Unknown DBE-MBE	0	\$0					
(20) White male-owned DBE	0	\$0	\$0	0.0			
(21) Unknown DBE	0	\$0					

Note: Spreadsheet rounds numbers to nearest thousand dollars or tenth of one percent. WBE is white women-owned firms.

* Unknown MBE, Unknown DBE-MBE, and Unknown DBE dollars were allocated to MBE subgroups proportional to the known total dollars of those groups. For example, if total dollars of Black American-owned firms (column b, row 5) accounted for 25 percent of total MBE dollars (column b, row 4), then 25 percent of column b, row 10 would be added to column b, row 5 and the sum would be shown in column c, row 5.

Source: BBC Research & Consulting Disparity Analysis.