

Use your Transit GO Ticket promo code for a free ride on:



# Juanita Area Community Ride



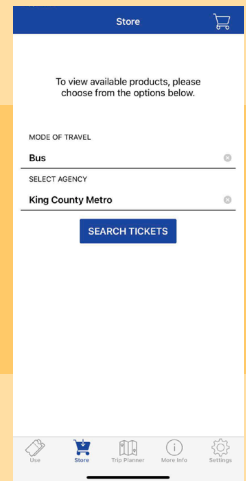
**King County METRO**  
Moving forward together

**PROMO CODE:  
COMMUNITY2021**

## STEP 1

### DOWNLOAD AND CREATE

Transit GO Ticket app is available for Android and iOS. Fill out the required information to set up a new account or log into your existing account.



## STEP 2

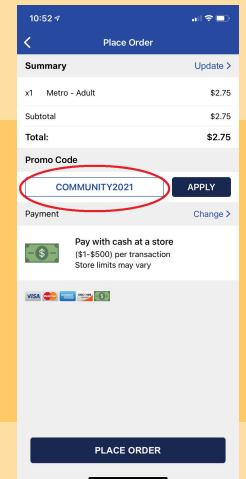
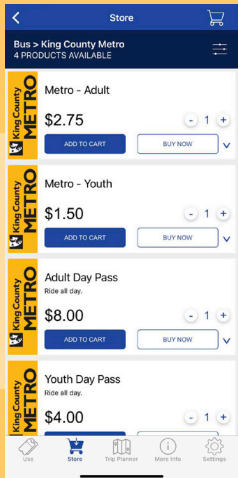
### CHOOSE YOUR MODE

Select "Bus" as your mode of transit and "King County Metro" as the agency

## STEP 3

### SELECT YOUR FARE TYPE

Choose the "Metro – Adult Fare" and tap "add to cart"\*



## STEP 4

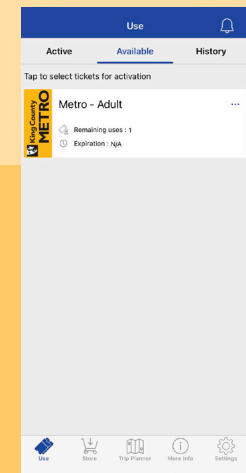
### USE YOUR PROMO CODE AND CHECK OUT

Tap "check out" in bottom right corner and enter **COMMUNITY2021**, tap "Apply" and then "Place Order"

## STEP 5

### BOOK YOUR COMMUNITY RIDE

Open your Community Ride app (or download from your app store) and book your ride Monday through Friday, 7 a.m. to 7 p.m.



## STEP 6

### ACTIVATE YOUR FREE TRANSIT GO TICKET

In the bottom left corner, tap "Use". Your free ticket will show under the "Available" tab at the top of your screen. Once your Community Ride vehicle arrives, tap on the ticket, select "yes" and show the driver your screen.

\*Free ticket includes a transfer to or from King County Metro bus service. Transfers not valid on Sound Transit bus service.