

168 SATURDAY/sábado

To KENT →

Maple Valley		Timberlane		Kent Station Bay 2		To
SE 264th St & 242nd Ave SE	Timberlane Way SE & SE 267th St	SE 272nd St & 164th Ave SE	Kent-Kangley Rd & 132nd Ave SE	SE 256th St & 101st Ave SE	Railroad Ave N & E Pioneer St	Route
Stop #62079	Stop #62104	Stop #62139	Stop #60459	Stop #62198	Stop #57452	
5:47	5:55	6:02	6:07	6:13	6:18	161
6:17	6:25	6:32	6:37	6:43	6:48	161
6:47	6:55	7:02	7:07	7:13	7:18	161
7:17	7:25	7:32	7:37	7:43	7:48	161
7:46	7:55	8:02	8:07	8:13	8:18	161
8:15	8:24	8:32	8:37	8:43	8:48	161
8:44	8:53	9:01	9:07	9:13	9:18	161
9:13	9:22	9:30	9:36	9:43	9:48	161
9:41	9:51	9:59	10:05	10:13	10:18	161
10:10	10:20	10:28	10:34	10:42	10:48	161
10:38	10:48	10:57	11:03	11:12	11:18	161
11:07	11:17	11:26	11:32	11:42	11:48	161
11:36	11:46	11:55	12:02	12:12	12:18	161
12:06	12:16	12:25	12:32	12:42	12:48	161
12:36	12:46	12:55	1:02	1:12	1:18	161
1:06	1:16	1:25	1:32	1:42	1:48	161
1:36	1:46	1:55	2:02	2:12	2:18	161
2:06	2:16	2:25	2:32	2:42	2:48	161
2:36	2:46	2:55	3:02	3:12	3:18	161
3:06	3:16	3:25	3:32	3:42	3:48	161
3:36	3:46	3:55	4:02	4:12	4:18	161
4:06	4:16	4:25	4:32	4:42	4:48	161
4:36	4:46	4:55	5:02	5:12	5:18	161
5:07	5:17	5:26	5:32	5:42	5:48	161
5:38	5:48	5:57	6:03	6:12	6:18	161
6:06	6:16	6:25	6:31	6:40	6:46	161
6:41	6:51	7:00	7:05	7:12	7:18	161
7:11	7:20	7:29	7:34	7:41	7:46	161
7:44	7:53	8:01	8:06	8:13	8:18	161
8:15	8:24	8:31	8:36	8:43	8:48	161
8:48	8:56	9:03	9:08	9:14	9:18	161
9:18	9:26	9:33	9:38	9:44	9:48	161
9:48	9:56	10:03	10:08	10:14	10:18	161
10:18	10:26	10:33	10:38	10:44	10:48	161
11:18	11:26	11:33	11:38	11:44	11:48	161
12:27	12:34	12:41	12:46	12:51	12:55	

AM – Lighter Type PM – Darker Type

168 SATURDAY/sábado

To MAPLE VALLEY →

Kent Station Bay 3		Timberlane		Maple Valley	
Railroad Ave N & E Pioneer St	SE 256th St & 101st Ave SE	Kent-Kangley Rd & 132nd Ave SE	SE 272nd St & 164th Ave SE	192nd Ave SE & SE 267th St	SE 264th St & 242nd Ave SE
Stop #57453	Stop #62234	Stop #60480	Stop #62294	Stop #62328	Stop #62079
6:01	6:06	6:11	6:15	6:22	6:31
6:31	6:36	6:41	6:45	6:53	7:02
7:05	7:10	7:15	7:20	7:28	7:37
7:36	7:41	7:46	7:51	8:00	8:09
8:08	8:13	8:18	8:23	8:32	8:41
8:38	8:43	8:49	8:54	9:03	9:12
9:08	9:13	9:19	9:25	9:35	9:45
9:24	9:29	9:35	9:41	9:52	10:02
9:55	10:00	10:06	10:12	10:23	10:34
10:25	10:30	10:36	10:42	10:53	11:04
10:56	11:01	11:07	11:14	11:25	11:36
11:26	11:31	11:38	11:46	11:57	12:09
11:57	12:03	12:10	12:19	12:30	12:42
12:27	12:33	12:40	12:49	1:00	1:12
1:00	1:06	1:13	1:23	1:34	1:48
1:32	1:38	1:45	1:55	2:06	2:20
2:02	2:08	2:15	2:24	2:35	2:48
2:32	2:38	2:45	2:54	3:05	3:17
3:02	3:08	3:15	3:24	3:35	3:47
3:32	3:38	3:45	3:54	4:05	4:16
4:02	4:08	4:15	4:24	4:35	4:46
4:32	4:38	4:45	4:54	5:05	5:16
5:02	5:08	5:15	5:23	5:34	5:45
5:32	5:38	5:45	5:52	6:02	6:13
6:00	6:06	6:13	6:20	6:30	6:40
6:31	6:37	6:44	6:50	7:00	7:10
6:58	7:03	7:10	7:16	7:26	7:36
7:25	7:30	7:36	7:42	7:50	8:00
7:55	8:00	8:06	8:12	8:20	8:30
8:12	8:17	8:23	8:28	8:36	8:46
8:42	8:47	8:53	8:58	9:06	9:16
9:45	9:50	9:56	10:01	10:09	10:19
10:44	10:48	10:53	10:57	11:03	11:12
11:42	11:46	11:51	11:55	12:01	12:10

AM – Lighter Type PM – Darker Type

168 SUNDAY/domingo

To KENT →

Maple Valley		Timberlane		Kent Station Bay 2		To
SE 264th St & 242nd Ave SE	Timberlane Way SE & SE 267th St	SE 272nd St & 164th Ave SE	Kent-Kangley Rd & 132nd Ave SE	SE 256th St & 101st Ave SE	Railroad Ave N & E Pioneer St	Route
Stop #62079	Stop #62104	Stop #62139	Stop #60459	Stop #62198	Stop #57452	
5:47	5:56	6:03	6:08	6:14	6:18	161
6:17	6:26	6:33	6:38	6:44	6:48	161
6:47	6:56	7:03	7:08	7:14	7:18	161
7:17	7:26	7:33	7:38	7:44	7:48	161
7:46	7:55	8:02	8:07	8:14	8:18	161
8:16	8:25	8:32	8:37	8:44	8:48	161
8:46	8:55	9:02	9:07	9:14	9:18	161
9:15	9:24	9:32	9:37	9:44	9:48	161
9:43	9:52	10:01	10:07	10:14	10:18	161
10:12	10:21	10:30	10:36	10:44	10:48	161
10:42	10:51	11:00	11:06	11:14	11:18	161
11:10	11:19	11:28	11:34	11:42	11:48	161
11:39	11:48	11:57	12:03	12:12	12:18	161
12:09	12:18	12:27	12:33	12:42	12:48	161
12:39	12:48	12:57	1:03	1:12	1:18	161
1:09	1:18	1:27	1:33	1:42	1:48	161
1:39	1:48	1:57	2:03	2:12	2:18	161
2:09	2:18	2:27	2:33	2:42	2:48	161
2:39	2:48	2:57	3:03	3:12	3:18	161
3:09	3:18	3:27	3:33	3:42	3:48	161
3:39	3:48	3:57	4:03	4:12	4:18	161
4:09	4:18	4:27	4:33	4:42	4:48	161
4:40	4:49	4:58	5:04	5:13	5:18	161
5:11	5:20	5:29	5:35	5:43	5:48	161
5:43	5:52	6:01	6:07	6:13	6:18	161
6:12	6:21	6:29	6:35	6:41	6:46	161
6:44	6:53	7:01	7:07	7:13	7:18	161
7:13	7:22	7:30	7:36	7:42	7:46	161
7:46	7:55	8:02	8:08	8:14	8:18	161
8:16	8:25	8:32	8:38	8:44	8:48	161
8:46	8:55	9:02	9:08	9:14	9:18	161
9:17	9:26	9:33	9:38	9:44	9:48	161
9:48	9:56	10:03	10:08	10:14	10:18	161
10:18	10:26	10:33	10:38	10:44	10:48	161
11:21	11:29	11:35	11:40	11:44	11:48	161
12:29	12:37	12:43	12:48	12:52	12:56	

AM – Lighter Type PM – Darker Type

168 SUNDAY/domingo

To MAPLE VALLEY →

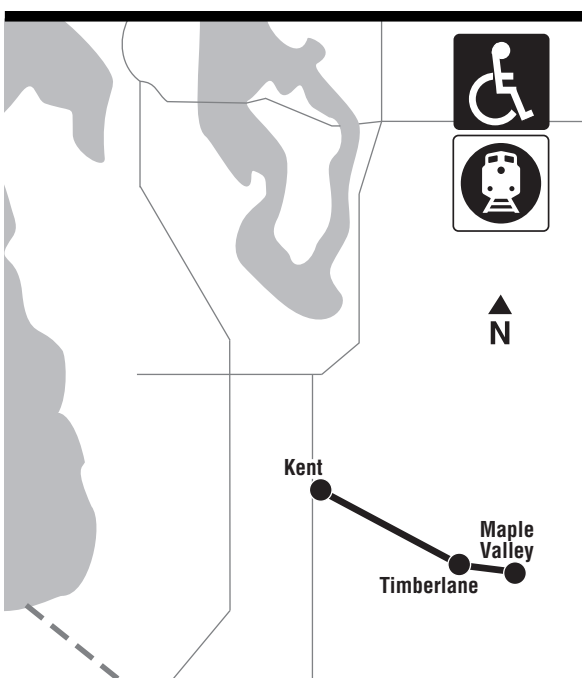
Kent Station Bay 3		Timberlane		Maple Valley	
Railroad Ave N & E Pioneer St	SE 256th St & 101st Ave SE	Kent-Kangley Rd & 132nd Ave SE	SE 272nd St & 164th Ave SE	192nd Ave SE & SE 267th St	SE 264th St & 242nd Ave SE
Stop #57453	Stop #62234	Stop #60480	Stop #62294	Stop #62328	Stop #62079
6:01	6:06	6:11	6:15	6:23	6:32
6:31	6:36	6:41	6:45	6:53	7:03
7:05	7:10	7:15	7:19	7:27	7:37
7:36	7:41	7:46	7:50	7:58	8:08
8:08	8:13	8:18	8:22	8:30	8:40
8:38	8:43	8:49	8:53	9:02	9:12
9:08	9:13	9:19	9:23	9:33	9:43
9:24	9:29	9:35	9:40	9:50	10:00
9:55	10:00	10:06	10:11	10:21	10:32
10:25	10:30	10:36	10:41	10:52	11:03
10:56	11:01	11:07	11:12	11:23	11:34
11:26	11:31	11:37	11:43	11:54	12:06
11:57	12:02	12:08	12:14	12:25	12:37
12:27	12:33	12:39	12:45	12:56	1:08
1:00	1:06	1:12	1:18	1:29	1:41
1:32	1:38	1:44	1:52	2:03	2:15
2:02	2:08	2:14	2:21	2:32	2:44
2:32	2:38	2:44	2:50	3:01	3:12
3:02	3:08	3:14	3:20	3:31	3:42
3:32	3:38	3:44	3:50	4:01	4:12
4:02	4:08	4:14	4:20	4:31	4:42
4:32	4:38	4:44	4:50	5:01	5:12
5:02	5:08	5:14	5:20	5:30	5:41
5:32	5:38	5:44	5:50	6:00	6:11
6:00	6:06	6:12	6:17	6:26	6:37
6:31	6:37	6:43	6:48	6:57	7:08
6:58	7:03	7:09	7:14	7:23	7:34
7:25	7:30	7:36	7:41	7:50	8:01
7:55	8:00	8:06	8:11	8:20	8:31
8:12	8:17	8:23	8:28	8:37	8:48
8:42	8:47	8:53	8:58	9:06	9:17
9:45	9:50	9:55	10:00	10:08	10:18
10:44	10:49	10:54	10:59	11:07	11:16
11:42	11:47	11:51	11:56	12:04	12:13

AM – Lighter Type PM – Darker Type

168

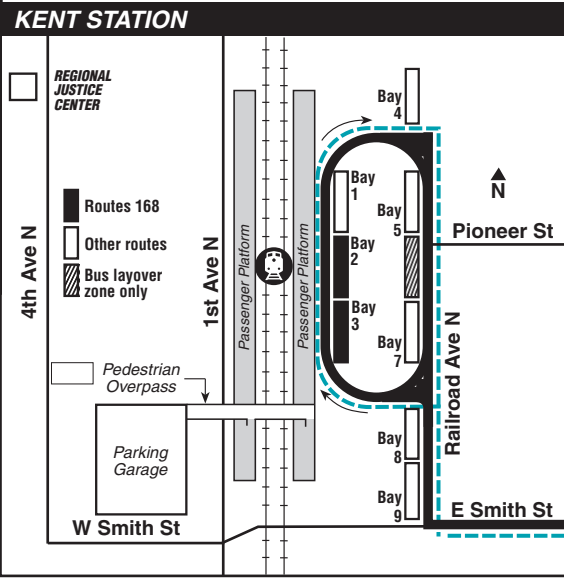
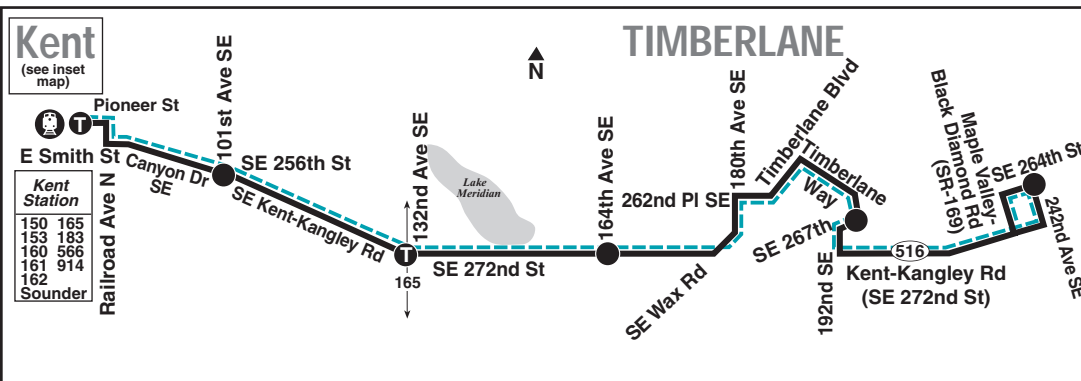
Maple Valley, Timberlane, Kent Station

March 20 thru September 17, 2021
Del 20 de marzo al 17 de septiembre de 2021



Online Trip Planning

Use Metro's online Trip Planner to plan trips on scheduled service in King, Pierce and Snohomish counties. It provides details on transit stops, routes and schedules. Trip Planner itineraries do not include service disruptions and rer



MAP LEGEND / LEYENDA DEL MAPA

- Makes all regular stops. *Hace todas las paradas regulares.*
- Snow route. *Ruta de nieve.*
- TIME POINT/ PUNTO DE TIEMPO: Street intersection from which departure times are shown on the schedules. *Intersección de la calle desde donde se muestran los horarios de salida.*
- TIME POINT & TRANSFER POINT / TIEMPO Y PUNTO DE TRANSFERENCIA
- PARK & RIDE: Free or pay parking area. *Zona de aparcamiento gratuito o de pago.*
- Landmark *El punto de referencia.*
- Sounder train *Sounder tren*

Holiday Information
Información sobre feriados

The Sunday schedule shown in this timetable will be operated on the following holidays. *El horario de los domingos que aparece en este programa se aplicará para el siguiente feriados:*

Memorial Day May 31
 Día de los Caídos 31 de mayo

Independence Day (observed) July 5
 Día de la independencia (observado) 5 de julio

Labor Day September 6
 Día del Trabajo 6 de septiembre

Snow/Emergency Service
Servicio de emergencia/nieve

During most snow conditions, this route will operate via the snow routing shown in this timetable. In the rare event that Metro declares an emergency, it will not operate. Visit kingcounty.gov/metro/snow and sign up for Transit Alerts to stay informed during adverse conditions.

Durante la mayoría de las nevadas, esta ruta operará por la ruta designada que se muestra en este programa. En el caso poco frecuente que Metro declare una emergencia, no operará. Visite

168 WEEKDAY/Entre semana

To KENT →

Maple Valley	Timberlane				Kent Station Bay 2	To Route
SE 264th St & 242nd Ave SE	Timberlane Way SE & SE 267th St	SE 272nd St & 164th Ave SE	Kent-Kangley Rd & 132nd Ave SE	SE 256th St & 101st Ave SE	Railroad Ave N & E Pioneer St	
Stop #62079	Stop #62104	Stop #62139	Stop #60459	Stop #62198	Stop #57452	
4:43	4:51	4:59	5:04	5:10	5:15	161
5:11	5:19	5:27	5:32	5:38	5:43	161
5:57	6:05	6:13	6:18	6:24	6:29	161
6:25	6:33	6:41	6:46	6:52	6:57	161
6:55	7:04	7:12	7:17	7:24	7:29	161
7:24	7:33	7:41	7:46	7:53	7:58	161
7:52	8:01	8:09	8:14	8:21	8:28	161
8:24	8:33	8:41	8:46	8:53	8:58	161
8:53	9:02	9:10	9:15	9:22	9:27	161
9:23	9:32	9:40	9:45	9:52	9:57	161
9:53	10:02	10:10	10:15	10:22	10:27	161
10:22	10:31	10:39	10:44	10:52	10:57	161
10:52	11:01	11:09	11:14	11:22	11:28	161
11:21	11:30	11:39	11:44	11:52	11:58	161
11:48	11:58	12:07	12:13	12:21	12:27	161
12:19	12:29	12:38	12:44	12:52	12:58	161
12:48	12:58	1:07	1:13	1:21	1:27	161
1:18	1:28	1:37	1:43	1:51	1:57	161
1:48	1:58	2:07	2:13	2:21	2:27	161
2:17	2:27	2:37	2:43	2:51	2:57	161
2:47	2:57	3:07	3:13	3:21	3:27	161
3:17	3:27	3:37	3:44	3:52	3:58	161
3:46	3:56	4:06	4:13	4:21	4:27	161
4:16	4:26	4:36	4:43	4:51	4:57	161
4:44	4:54	5:04	5:11	5:19	5:27	161
5:01	5:11	5:21	5:27	5:35	5:42	161
5:33	5:43	5:53	5:58	6:06	6:12	161
6:03	6:13	6:23	6:28	6:36	6:42	161
6:34	6:44	6:54	6:59	7:07	7:13	161
7:06	7:15	7:24	7:29	7:36	7:42	161
7:40	7:48	7:56	8:01	8:07	8:13	161
8:11	8:19	8:27	8:32	8:37	8:42	161
8:41	8:49	8:57	9:02	9:07	9:12	161
9:11	9:19	9:27	9:32	9:37	9:42	161
10:16	10:24	10:32	10:37	10:42	10:47	161
11:35	11:43	11:49	11:53	11:58	12:03	161
12:28	12:36	12:42	12:46	12:51	12:55	161

AM – Lighter Type PM – Darker Type

kingcounty.gov/metro/snow y regístrese para obtener Alertas de Tránsito y mantenerse informado durante las condiciones adversas.

168 WEEKDAY/Entre semana

To MAPLE VALLEY →

Kent Station Bay 3	Timberlane	Maple Valley			
Railroad Ave N & E Pioneer St	SE 267th St	SE 264th St & 242nd Ave SE			
Stop #57453	Stop #62234	Stop #60480	Stop #62294	Stop #62328	Stop #62079
5:30	5:36	5:41	5:46	5:53	6:03
6:00	6:06	6:12	6:17	6:25	6:36
6:30	6:36	6:42	6:47	6:55	7:06
7:00	7:06	7:12	7:17	7:25	7:36
7:30	7:36	7:42	7:47	7:55	8:06
8:00	8:06	8:12	8:17	8:25	8:36
8:30	8:36	8:42	8:47	8:55	9:07
9:00	9:06	9:12	9:17	9:26	9:38
9:30	9:36	9:42	9:47	9:56	10:08
10:00	10:06	10:12	10:18	10:27	10:39
10:30	10:36	10:42	10:48	10:57	11:09
11:00	11:06	11:12	11:18	11:27	11:39
11:30	11:36	11:42	11:48	11:57	12:09
12:00	12:06	12:12	12:18	12:28	12:40
12:30	12:36	12:43	12:49	1:00	1:13
1:00	1:06	1:13	1:19	1:30	1:43
1:30	1:36	1:43	1:49	2:00	2:13
2:00	2:06	2:13	2:19	2:30	2:43
2:30	2:36	2:43	2:49	3:00	3:13
3:00	3:06	3:13	3:20	3:32	3:45
3:24	3:30	3:37	3:44	3:56	4:09
3:43	3:49	3:56	4:03	4:15	4:29
4:20	4:26	4:33	4:40	4:52	5:06
4:45	4:51	4:59	5:06	5:18	5:33
5:20	5:26	5:34	5:42	5:54	6:09
5:45	5:51	5:58	6:05	6:16	6:30
6:11	6:17	6:24	6:31	6:42	6:54
6:58	7:03	7:10	7:16	7:25	7:36
7:31	7:36	7:43	7:49	7:58	8:09
7:55	8:00	8:06	8:11	8:20	8:30
8:31	8:36	8:42	8:47	8:56	9:06
9:01	9:06	9:12	9:17	9:26	9:36
9:31	9:36	9:41	9:46	9:54	10:04
10:31	10:36	10:41	10:45	10:52	11:02
11:31	11:36	11:41	11:45	11:51	12:01
12:33	12:38	12:43	12:47	12:53	1:03

AM – Lighter Type PM – Darker Type

RIDER ALERT This symbol indicates a change in service. Watch for it in buses, at bus stops, and at timetable displays.

How to Pay

At all times, pay your fare **when you board** the bus. Pay with cash (exact fare; drivers do not carry change), ticket or with a convenient regional ORCA card. Show your activated Transit GO Ticket (mobile ticket) or valid transfer to the driver. Metro transfers are valid on Metro, only. See “How to pay” on Metro’s website for more information.

Pague su pasaje al abordar el autobús. Pague en efectivo (cantidad exacta; los conductores no tienen cambio), con tarjeta regional ORCA o muestre su boleto. Muestre su Transit GO Ticket activado (boleto electrónico) o su boleto transferible al conductor. Las transferencias son válidas sólo en Metro. Para mayor información, vea “Cómo pagar” en la página web de Metro.

What To Pay
Cuánto pagar

Adults (19 and older) <i>Adultos (19 años y mayor)</i>	\$2.75
Youth (6-18 yrs) <i>Jóvenes (6-18 años)</i>	\$1.50
ORCA LIFT Fare* <i>Tarifa ORCA LIFT*</i>	\$1.50
RRFP cardholders (registered seniors, Medicare, disabled) <i>Titulares de tarjetas RRFP (personas mayores registradas, Medicare, discapacitados)</i>	\$1.00
Children (thru age 5) Four may ride free with person paying adult fare <i>Niños (hasta los 5 años)</i> <i>Pueden viajar hasta cuatro con una persona que pague la tarifa de adulto.</i>	

*Income Qualified *Ingresos que reúnan los requisitos

Get real-time bus arrival information on your mobile device.
Text your bus stop number to 62550.

Transit Alerts
 Metro offers an alert subscription service via email or text. You choose the route information you want and we will send it to you. Go to Metro’s website to sign up.