



2021 Q1 King County Firearm Violence Report

King County Prosecuting Attorney's Office - Crime Strategies Unit
paocsu@kingcounty.gov April 2021

Total Shootings and Shots Fired Incidents

The numbers of firearm homicide victims, nonfatal shooting victims, and total shots fired incidents for Q1 2021 are listed below. This data primarily comes from the 8 jurisdictions in King County (listed below) that have historically had over 90% of firearm violence, but also includes data from many of the smaller jurisdictions in King County. This does not include suicides, confirmed self-inflicted shootings, or officer involved shootings.

16

Firearm Homicide
Victims

53

Nonfatal Shooting
Victims

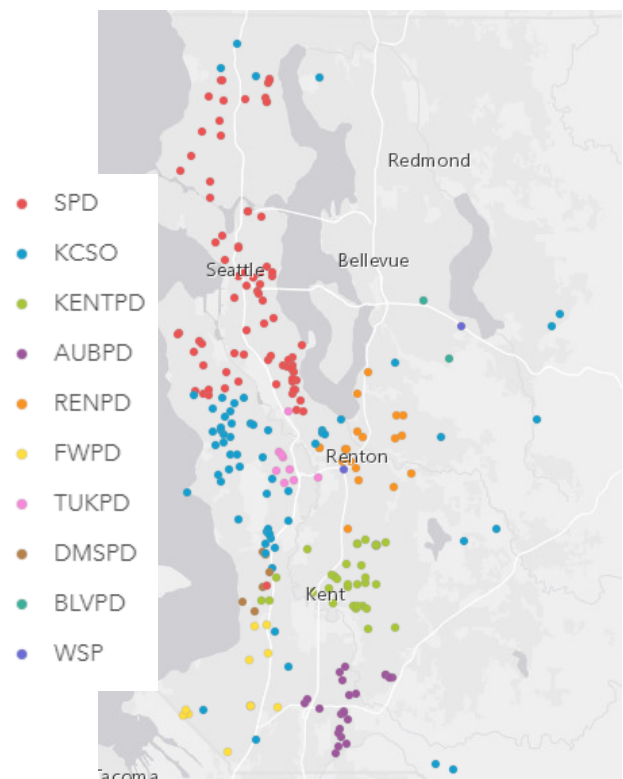
253

Total Shots Fired
Incidents

Geographic Distribution

Shootings in King County are not evenly distributed by jurisdiction. We currently collect data from over 20 agencies, but a majority the data comes from 8 agencies: Seattle, Auburn, Des Moines, Federal Way, Kent, Renton, Tukwila, and the King County Sheriff's Office (including unincorporated King County and 16 contract cities). These 8 agencies account for roughly 79% of King County's population. In Q1 2021, 68% of the total shots fired incidents and 71% of the shooting victims (both firearm homicide victims and non-fatal shooting victims) were from agencies outside of Seattle. Both of these are significantly higher than the four-year average for 2017-2020 in which 60% of all shots fired incidents and 58% of all shooting victims were from agencies outside of Seattle.

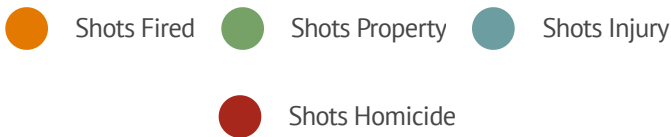
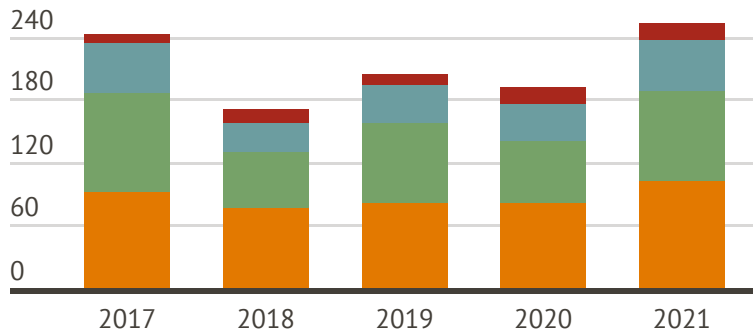
Shots Fired by Agency Q1 2021



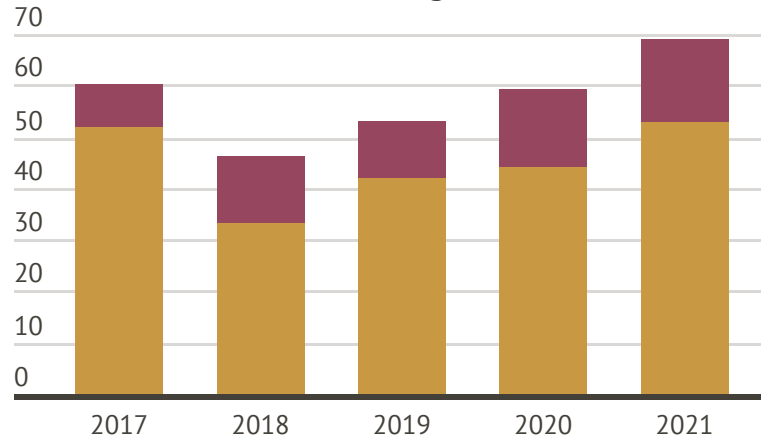
Historical Comparisons

The graphs below depict the total number of shots fired incidents broken down by type for Q1 2017-2021 and the total number of non-fatal and fatal shooting victims from Q1 2017-2021. The total number of shots fired incidents in Q1 2021 (253) was up around 25% and the number of overall shooting victims (69) was up around 27% from the four-year average for Q1 2017-2020. More specifically, the number of fatal shooting victims was up 36% while the number of nonfatal shooting victims was up 24% over the four-year average.

Number and Type of Shots Fired Incidents



Number of Shooting Victims

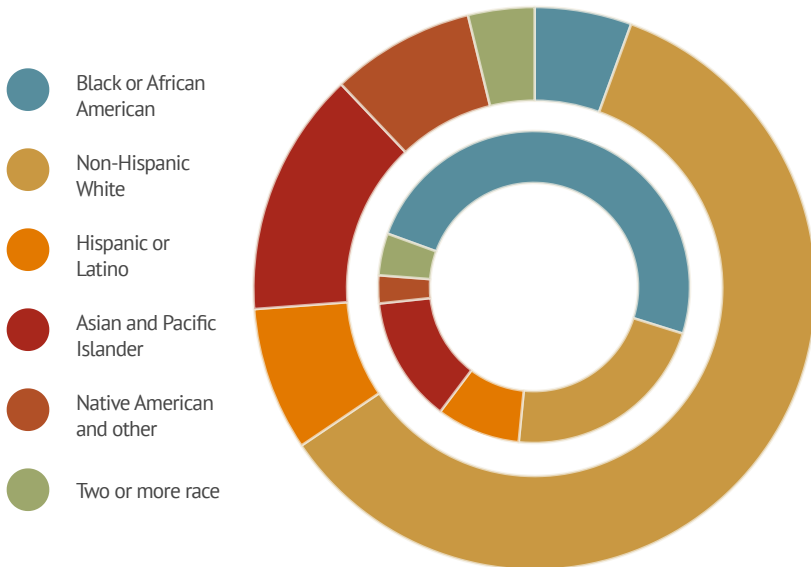


Shooting Victim Demographics

Of the 69 shooting victims in Q1 2021, 80% were male; 42% were between the ages of 18-24; and 78% were people of color. As compared to the four-year average (14%), there was a marked increase in the percentage of shooting victims that were women (20%) during Q1 2021.

Race/Ethnicity

Outer Circle = General Population
Inner Circle = Shooting Victims



Victim Age

