



2021 Year End King County Firearm Violence Report



King County Prosecuting Attorney's Office -
Crime Strategies Unit

paocsu@kingcounty.gov January 2022

Total Shootings and Shots Fired Incidents

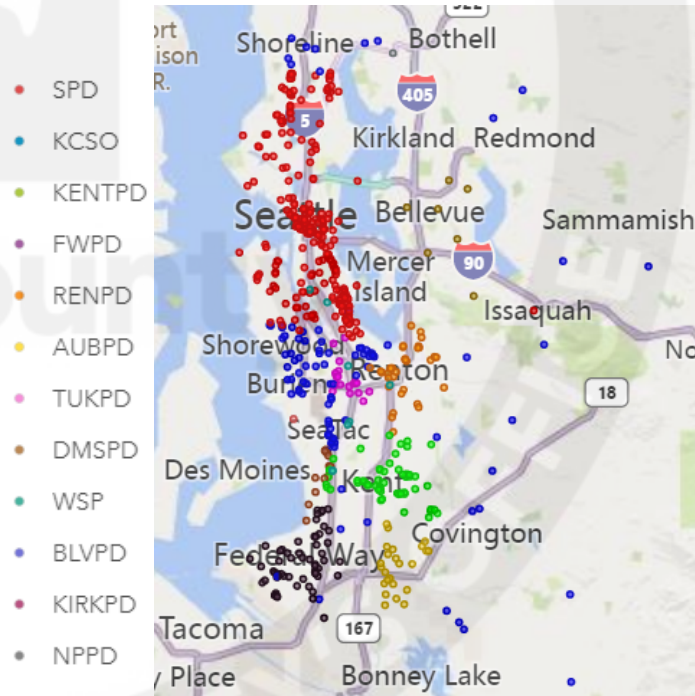
The numbers of firearm homicide victims, non-fatal shooting victims, and total shots fired incidents for 2021 are listed below. This data primarily comes from the 8 jurisdictions in King County (below) that have historically had over 90% of firearm violence, but also includes data from many of the smaller jurisdictions in King County. This does not include suicides, confirmed self-inflicted shootings, or officer involved shootings.



Geographic Distribution

Shootings in King County are not evenly distributed by jurisdiction. We currently collect data from over 20 agencies, but a majority of the data comes from 8 agencies: Seattle, Auburn, Des Moines, Federal Way, Kent, Renton, Tukwila, and the King County Sheriff's Office (including unincorporated King County and 16 contract cities). These 8 agencies account for roughly 79% of King County's population. In 2021, over 62% of the total shots fired incidents and 59% of the shooting victims (both firearm homicide victims and non-fatal shooting victims) were from agencies outside of Seattle. Both of these are slightly higher than the four-year average for 2017-2020 in which 60% of all shots fired incidents and 58% of all shooting victims were from agencies outside of Seattle.

Shots Fired by Agency 2021

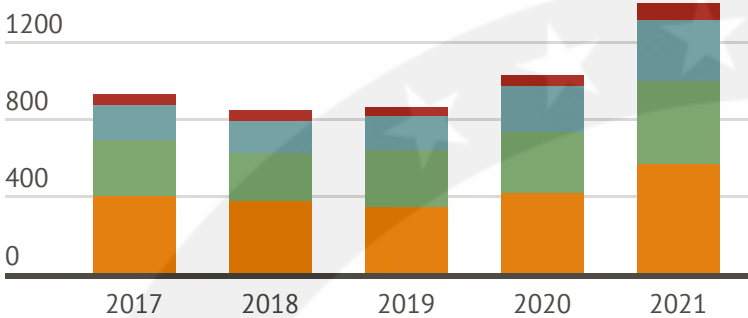




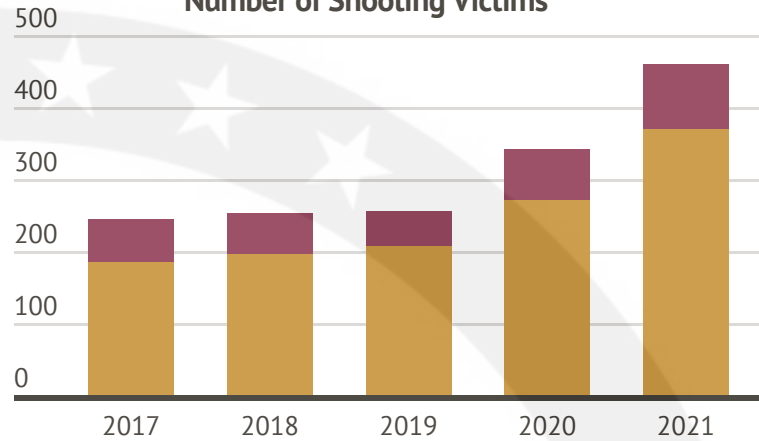
Historical Comparisons

The graphs below depict the total number of shots fired incidents broken down by type for 2017-2021 and the total number of non-fatal and fatal shooting victims from 2017-2021. The total number of shots fired incidents in 2021 (1405) was up around 26% and the number of overall shooting victims (460) was up 56% over the four-year average for 2017-2020. More specifically, the number of fatal shooting victims (88) was up 64% while the number of nonfatal shooting victims (372) was up 54% over the four-year average. There have been 17 more fatal shooting victims and 102 more non-fatal shooting victims in 2021 as compared to 2020.

Number and Type of Shots Fired Incidents



Number of Shooting Victims



- Shots Fired
- Shots Property
- Shots Injury
- Shots Homicide

- Non-Fatal Shooting Victims
- Fatal Shooting Victims

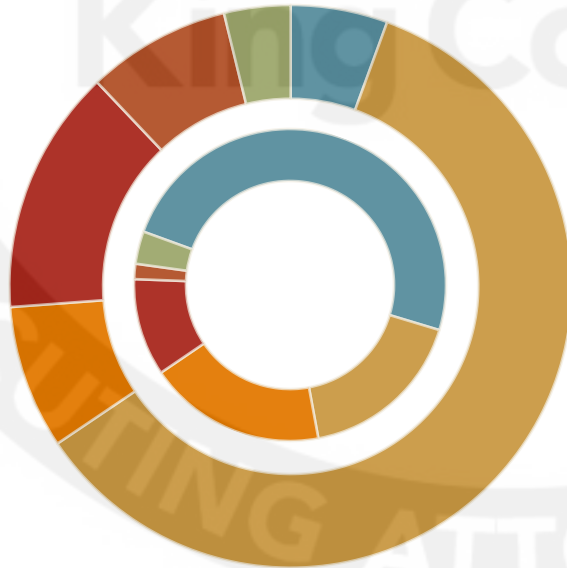
Shooting Victim Demographics

Of the 460 shooting victims in 2021, 85% were male (390); 28% were between the ages of 18-24 (133); and 81% were people of color (379). Similar to previous years, 48% of the shooting victims, both fatal and non-fatal, were Black or African American (225) of which 27% (61) were males 18-24 years old.

Race/Ethnicity

Outer Circle = General Population
Inner Circle = Shooting Victims

- Black or African American
- Non-Hispanic White
- Hispanic or Latino
- Asian and Pacific Islander
- Native American and other
- Two or more race



Victim Age

