
King County Sheriff's Office



General Orders Manual

Original Publication
02/01/08

Revised
08/31/21

To the Communities We Serve,

The King County Sheriff's Office General Orders Manual is a compilation of directives to provide guidance to our members. With very few exceptions, these are not hard, fast rules but policies and procedures for delivering police services to you. Police work requires the ability to respond to many unpredictable and often, unique, situations. It is precisely for this reason that we have trained our deputies to exercise professional judgment and exercise discretion.

We have provided this General Orders Manual because we often receive questions about our policies and why we do what we do. It is through this educational effort that we hope to provide greater understanding about policing.

As you look through this Manual, you will notice that some portions have been edited out. Sections or subsections may be replaced by a Redacted designator. These sections include tactical and investigative techniques that could allow an offender to use counter-measures that would compromise public safety.

Should you have questions or concerns, please feel free to e-mail the Sheriff's Office from our website at www.kingcounty.gov/sheriff, or write us at King County Sheriff's Office, 516 3rd Avenue, Room W-116, Seattle, WA 98104

Sheriff Mitzi G. Johanknecht

Redaction Log for KCSO GOM (July 2021)

Document	Page/Chapter	Redaction	Law Cited
King County Sheriff's Office General Orders Manual (GOM)	Page 578/Explosions Investigations GOM 10.03.015(2)	Part of Subsection 2 regarding precautions - Radio Usage	Per RCW 42.56.240(1) Which states that specific intelligence information and specific investigative records compiled by investigative, law enforcement, and penology agencies, and state agencies vested with the responsibility to discipline members of any profession, the nondisclosure of which is essential to effective law enforcement or for the protection of any person's right to privacy;
King County Sheriff's Office General Orders Manual (GOM)	Page 584/Bomb Threat and Search Procedures GOM 10.04.015(2)	Part of Subsection 2 regarding codes - Bomb Threats, All Other	Per RCW 42.56.240(1) Which states that specific intelligence information and specific investigative records compiled by investigative, law enforcement, and penology agencies, and state agencies vested with the responsibility to discipline members of any profession, the nondisclosure of which is essential to effective law enforcement or for the protection of any person's right to privacy;
King County Sheriff's Office General Orders Manual (GOM)	Page 586/ Bomb Threat and Search Procedures GOM 10.04.030(2)(f)	Part of Subsection 2(f) regarding words used - Search Party	Per RCW 42.56.240(1) Which states that specific intelligence information and specific investigative records compiled by investigative, law enforcement, and penology agencies, and state agencies vested with the responsibility to discipline members of any profession, the nondisclosure of which is essential to effective law enforcement or for the protection of any person's right to privacy;
King County Sheriff's Office General Orders Manual (GOM)	Page 753/Radio Communications GOM 13.00.015(4)	Part of Subsection 4 regarding codes - Radio Codes and Plain Text	Per RCW 42.56.240(1) Which states that specific intelligence information and specific investigative records compiled by investigative, law enforcement, and penology agencies, and state agencies vested with the responsibility to discipline members of any profession, the nondisclosure of which is essential to effective law enforcement or for the protection of any person's right to privacy;
King County Sheriff's Office General Orders Manual (GOM)	Page 851/Using interpreters GOM 16.04.035(2)(b)	Part of Subsection 2 regarding account number - Language Line	Per RCW 42.56.240(1) Which states that specific intelligence information and specific investigative records compiled by investigative, law enforcement, and penology agencies, and state agencies vested with the responsibility to discipline members of any profession, the nondisclosure of which is essential to effective law enforcement or for the protection of any person's right to privacy;
King County Sheriff's Office General Orders Manual (GOM)	Page 857/Hostage Negotiations GOM 17.01.025	Entire section - Non-Negotiable Items	Per RCW 42.56.240(1) Which states that specific intelligence information and specific investigative records compiled by investigative, law enforcement, and penology agencies, and state agencies vested with the responsibility to discipline members of any profession, the nondisclosure of which is essential to effective law enforcement or for the protection of any person's right to privacy;

Document	Page/Chapter	Redaction	Law Cited
King County Sheriff's Office General Orders Manual (GOM)	Page 857/Hostage Negotiations GOM 17.01.030	Entire section - Negotiable Items	Per RCW 42.56.240(1) Which states that specific intelligence information and specific investigative records compiled by investigative, law enforcement, and penology agencies, and state agencies vested with the responsibility to discipline members of any profession, the nondisclosure of which is essential to effective law enforcement or for the protection of any person's right to privacy;
King County Sheriff's Office General Orders Manual (GOM)	Page 886/Conducting Drug Investigations GOM 17.09.015	Entire section - Using Informants for Controlled Buys	Per RCW 42.56.240(1) Which states that specific intelligence information and specific investigative records compiled by investigative, law enforcement, and penology agencies, and state agencies vested with the responsibility to discipline members of any profession, the nondisclosure of which is essential to effective law enforcement or for the protection of any person's right to privacy;
King County Sheriff's Office General Orders Manual (GOM)	Page 919/Informants GOM 17.16.000	Entire section - Informants	Per RCW 42.56.240(1) Which states that specific intelligence information and specific investigative records compiled by investigative, law enforcement, and penology agencies, and state agencies vested with the responsibility to discipline members of any profession, the nondisclosure of which is essential to effective law enforcement or for the protection of any person's right to privacy;



KING COUNTY SHERIFF'S OFFICE MANUAL INDEX

A B C D E F G H I J K L M N O P Q R S T U V
W X Y Z

A

ABATEMENT Program	17.10.000
ABSENCE	
Without Leave (AWOL).....	2.00.100
ABSENTIA	
Booking (In Absentia of)	5.01.065
ABUSE OF OFFICE	
Causes for Dismissal	3.00.015
Use of Authority	3.00.020
ACCESS SYSTEM.....	15.07.000
Device Use	13.01.045
ACCIDENT	
Driving Review Board	9.02.035
Impounds	9.04.000
Investigation.....	9.05.000
Repair of Body Damage	9.03.055
Review Board, Department	9.02.035
Review Board, Precinct/Section	9.02.040
Towing Department Vehicles.....	9.03.095
Vehicle Damage	9.02.015
ACCREDITATION.....	1.09.000
ACTING COMMANDERS	1.03.020
ACTIVE SHOOTER (ASAP)	11.14.000
ADDRESS	
Change of, Department Members	2.00.075
Department Address Prohibited	3.00.025
ADDRESSING DEPT. MEMBERS	4.00.050
ADMINISTRATION	
Chain of Command.....	1.03.000
Command Policy.....	1.05.000
Ranks.....	1.03.020
ADMINISTRATIVE CONCURRENCE	1.01.030
AIR SUPPORT	11.00.010
ALARMS	
False Alarm Reduction Program	17.15.000
ALCOHOLIC BEVERAGES	
Handling of.....	8.02.080
Intoxicants Prohibited	3.00.015
Intoxication Complaints	3.03.050
Off-Duty Employment	4.03.020
ALCOHOLISM PROGRAM	2.08.035
ALCOHOLISM TREATMENT	5.07.000
ALERTS, PUBLIC (Amber, Blue, Silver).....	12.03.000
AMMUNITION	7.05.115
Accountability	7.05.120

ANIMALS	
Euthanasia	17.14.030
Handling Dead or Injured Animals	17.14.040
Transporting, Sick or Injured	9.00.045
ANIMAL CALLS	17.14.000
APPEARANCE	
Civilians	7.00.025
Court Appearances	7.00.025
Earrings	7.00.015
Hair Style	7.00.010
Jumpsuits	7.01.035
Non-Uniform Assignments	7.00.025
Policy	7.00.005
Public	4.00.065
Tattoos, Branding and Piercing	7.00.020
ARMORED VESTS	
Cleaning and Care of	7.03.015
ARMORER	7.05.020
ARRESTS	5.00.000
Authority	5.00.010
Breath Tests	5.01.030
Guarding Suspects	5.01.065
Handcuffing Suspects	5.01.010
Mass Arrests	5.03.000
Misdemeanor Presence Rule	5.00.035
Probable Cause	5.00.015
Searching Opposite Sex	5.00.055
Suspect I.D. "One-On-One"	5.01.040
Suspect Rights	5.01.025
Terry Stop	5.00.020
Transporting Opposite Sex	5.01.045
ARREST WARRANTS	5.00.050
ASSIGNED VEHICLE PROGRAM	9.03.000
ASSIGNMENTS	
Job Reassignment	2.00.080
Light Duty (Transitional)	2.04.000
Recommending Employment	3.00.025
Transfers	2.00.080
Vehicle	9.03.015
ATTENDANCE REPORTS	2.00.070
ATTORNEY	
Appearing as Defense Witnesses	4.05.050
Discussing Criminal Testimony	4.05.040
Signing Statements	4.05.045
AUDIO INTERCEPTS	16.03.000
AUTHORITY	
Use of	3.00.020
AUTHORITY / ACCOUNTABILITY	1.03.025
AWARDS PROGRAM	2.16.000
Approval Authority	2.16.030
Award Criteria	2.16.050
Award Procedures	2.16.025
Commendation Procedures	2.16.020
Eligibility	2.16.015
From Other Agencies	2.16.045
Presentation	2.16.035
Wearing	2.16.040

B

BACKFILL MINIMUMS (Overtime)	4.01.015
BACKGROUND INVESTIGATION	2.00.035
BADGE 4.00.010	
BAIL, FURNISHING OF	3.00.025
BANK ROBBERY	
Investigation of.....	17.04.000
BARRICADED PERSONS	11.06.000
Hostage Situations	11.06.000
Crisis Negotiations.....	17.01.000
BATON 7.03.020	
Side Handle.....	7.03.025
Collapsible, Asp	7.03.025
BIAS BASED POLICING.....	3.00.030
BICYCLES	
Found, Disposition of.....	4.08.000
Unclaimed, Disposition of	4.08.000
BIOLOGICAL AGENTS.....	10.02.000
BLOOD RUNS	9.00.050
BOARD	
Critical Incident Review	11.01.515
Driving Review, Department.....	9.02.035
Driving Review, Precinct/Section.....	9.02.040
Firearms and Ammunition	7.05.095
Uniform and Equipment	7.04.045
Use of Force Review (Administrative Review of Critical Incidents)	6.02.000
BOMB	
Disposal Unit.....	11.00.015
K-9 (Bomb)	11.00.020
Search, Procedure.....	10.04.000
Threat, Procedure.....	10.04.000
BOND, FURNISHING OF	3.00.025
BOOKING.....	5.01.065
BOOTS.....	7.01.090
BRADY, DISCLOSURE	3.08.000
BREAKS	4.00.115
BREATH TESTS	5.01.030
BUDGET, Sheriff's Office.....	1.00.060
BULLETINS	
General Information.....	1.01.025
BURGLARY INVESTIGATIONS	17.03.000
BUSINESS CARDS	1.02.040

C

CALL-OUT CRITERIA	
Air Support.....	11.00.010
Bomb Disposal/Hazmat Unit.....	11.00.015
Bomb K-9.....	11.00.020
Command Duty Officer	1.05.025
Crisis Negotiation Team	11.00.025
Dive Unit	11.00.050
Extra Support	4.01.020
Fire Investigation Unit.....	11.00.030
Hazmat	11.00.015
K-9 Unit.....	11.00.035
Latent Print Lab	11.00.040
Major Crimes Unit.....	11.00.045

Marine Rescue Dive Unit.....	11.00.050
MARR Unit.....	11.00.055
Photography/Imaging Unit.....	11.00.060
Precinct Detectives.....	11.00.065
Search and Rescue.....	11.00.070
Special Assault Unit.....	11.00.075
Special Emphasis Team.....	11.00.080
TAC-30/SWAT Unit.....	11.00.085
Special Operations Commander.....	11.00.090
Taser CEW Coordinator.....	11.00.095
CAMERAS.....	16.01.000
CAR PER OFFICER.....	9.03.000
CAREER DEVELOPMENT.....	2.18.000
CASH ACCOUNT.....	4.02.040
CELLULAR PHONES	
Locating.....	16.06.000
Use of While Driving.....	14.00.025
Wireless Communications.....	14.00.025
CEREMONIAL COORDINATION.....	4.00.080
CHAIN OF COMMAND.....	1.03.000
CHAPLAINCY	
Availability.....	2.10.020
Confidentiality.....	2.10.025
Services Offered.....	2.10.015
CHEMICAL AGENTS.....	11.08.045
CHEMICAL & BIOLOGICAL INCIDENTS.....	11.05.045
CHIEF FIREARMS INSTRUCTOR.....	7.05.025
CHILD ABUSE	
Investigation of.....	12.00.000
CHILD NEGLECT	
Investigation of.....	12.00.000
CITATIONS	
Handling.....	5.02.015
Juvenile.....	12.07.040
Un-prosecuted.....	5.02.025
Voided.....	5.02.030/5.02.035
When Issued.....	5.02.010
CITIZEN	
Assist/Disabled Vehicle.....	9.00.025
Complaints.....	3.03.015
Disabled Motorists State Roads.....	9.04.080
Observation of Deputies.....	4.00.135
Photography and Videos.....	4.00.130
Records Release and Disclosure.....	15.04.005
Transporting, Non-Department.....	9.00.040
Transporting, Injured.....	9.00.045
CIVIL ACTIONS	
Against the County.....	1.00.015
By Department Members.....	1.00.020
Involving Department Members.....	1.00.025
CIVILIAN ATTIRE.....	7.00.025
CIVILIAN EMPLOYEE.....	2.00.015
CIVIL PROCESS.....	4.06.000
Civil Contempt Warrants.....	4.06.035
Criminal Contempt Warrants.....	4.06.040
Evictions.....	4.06.030
Extraordinary Writs.....	4.06.020
Landlord/Tenant.....	4.06.025
Policy.....	4.06.015

CLAIMS	
Against the County	1.00.015
By Department Members.....	1.00.020
Involving Department Members.....	1.00.025
CODE RESPONSE CLASSIFICATION	9.00.060
CODE RESPONSE SELECTION	9.00.055
COLLECTIVE BARGAINING	1.00.055
COLLISION	9.02.000
Investigations.....	9.05.000
COLOR GUARD	4.00.085
COMMAND DUTY OFFICER	
Field Coverage on Weekends	1.05.050
Major Incident Debriefing.....	1.05.040
Notifications/Call Outs	1.05.025
Post Major Incident Review	1.05.045
Responsibilities.....	1.05.030
Scheduling	1.05.020
Seniority.....	4.00.035
COMMAND POLICY	
Administrative Command	1.05.005
Ceremonial Coordination.....	4.00.080
Chain of Command.....	1.03.000
Seniority.....	4.00.035
Training Command	1.05.010
Weekend Coverage.....	1.05.050
COMMENDATIONS.....	2.16.000
COMMUNICATIONS	
Written, Flow of.....	1.02.015
COMMUNICATIONS CENTER	
Alternative Talkgroup Use	13.01.025
Broadcast Procedures	13.00.035
Closed Air	13.00.070
Covert Operations Talkgroup	13.01.030
Incidents at Member's Homes	13.00.075
Information Broadcasts.....	13.00.050
Logging In and Out of Service	13.00.030
Major Events - Multiple Unit.....	13.00.080
MARS	13.01.035
Officer Safety Hazard Files.....	13.02.000
On-View Procedures	13.00.040
Patrol Districts.....	13.01.015
Patrol Section Call Numbers	13.01.010
Radio Call Signs	13.01.005
Radio Codes and Plain Text.....	13.00.015
Radio Guidelines	13.00.010
Remote Access Device Use	13.01.045
Requesting 911 Tapes	13.00.090
Requests for Back-up	13.00.045
Simplex Mutual Aid Talk Groups	13.01.040
Talkgroups	13.01.020
911 Hang Up Calls	13.00.095
COMMUNITY INVOLVEMENT	1.08.000
COMMUNITY SERVICE OFFICERS	2.13.000
Arrest Powers	2.13.015
Regulations.....	2.13.045
Restraints, Prohibited	2.13.020
Weapons, Prohibited	2.13.020
COMPLAINTS	
By Public.....	1.00.045
Investigations.....	3.03.000

COMPUTER SYSTEMS

Accountability	14.00.030
Accounting for Software	14.00.060
Approved Hardware/Software	14.00.090
CAD Messages	14.00.085
General Use and Ownership	14.00.010
Guidelines on Anti-Virus	14.00.050
IAPRO	14.00.015
Internet/E-Mail	14.00.070
MDC / MDT Devices	14.00.020
Password Policy	14.00.055
Personally Owned	14.00.065
Remote Access.....	14.00.080
Requesting Repairs	14.00.105
Requesting Training	14.00.100
Requesting Upgrades	14.00.095
Security and Privacy.....	14.00.045
Smartphone Apps	14.00.040
Social Media.....	14.00.075
Voice mail.....	14.00.035
Wireless Communications	14.00.025
CONCURRENCE PROCESS	1.01.030
CONDUCT	3.00.000
CONFESSIONS, OBTAINING	5.01.025
CONFLICTING ORDERS	4.00.040
CONFLICTING RELATIONSHIPS	3.00.025
CONTRACTUAL AGREEMENTS	1.00.010
CONVERSION	8.09.045
COPLOGIC REPORTING SYSTEM.....	15.00.025
CORRECTIVE COUNSELING.....	3.03.230
CORRESPONDENCE	
E-mails	14.00.070
Fax 1.02.020	
Format	1.02.010
General Procedures	1.02.005
General Rules.....	1.02.005
Written Flow.....	1.02.015
COUNSELING	
Chaplain.....	2.10.000
Corrective	3.03.230
County Assistance Program	2.08.035
Mental Health.....	2.06.010
Personal Assistance, General	2.08.015
Personnel Assistance Team.....	2.09.000
COUNTY	
Claims Against.....	1.00.015
Incurring Liability Against.....	3.00.025
COURT APPEARANCES	
Attire	7.00.025
Compensation.....	4.05.055
Court Testimony	4.05.035
Criminal Case Defense Interviews	4.05.040
Member's Responsibility.....	4.05.015
Subpoenaed by Defense	4.05.050
Testifying	4.05.030
COURTESY	3.00.015
COURTS	
Appearing As Defense Witness	4.05.050
Compensation.....	4.05.055
Court Testimony	4.05.035
Discussing Criminal Case with Defense.....	4.05.040
Jury Duty, Department Members.....	4.05.060

Service of Court Orders	12.04.060
Signing Statements	4.05.045
COWARDICE	3.00.015
CREENTIALS	
Special Privilege	4.00.030
CREDIT CARD USE	9.03.090
CRIME CLASSIFICATIONS (FCRs)	13.03.000
CRIMINAL	
Complaints	3.03.020
CRIMINAL HISTORY	
Records Information	15.05.000
CRISIS SOLUTION CENTER	5.10000
CRISIS NEGOTIATION TEAM (CNT)	17.01.000
Call-Out Criteria	11.00.025
CRITICAL INCIDENT MANAGEMENT PLAN	11.01.000
Resource Management	11.02.000
Continuity of Operations	11.03.000
Transfer of Command	11.03.100
Sheriff's Office Coordination Center	11.04.000
Demobilization	11.05.100
Incident Clos-Out	11.05.200
Hostage Barricaded Persons	11.06.000
Aircraft Incidents	11.07.000
Hazardous Material Incidents	11.08.000
Natural Disasters	11.09.000
Demonstration Management	11.10.000
Major Fires	11.11.000
Train Derailments	11.12.000
Special Events Planning	11.13.000
Response to In-Progress Violence	11.14.000
CRITICAL INCIDENT REVIEW BOARD (Formerly Use of Force Review Board)	
Chair's Responsibilities	6.02.040
Deputies under Review	6.02.050
Findings and Recommendations	6.02.060
Members	6.02.035
Representation	6.02.050
Responsibilities and Criteria	6.02.055
Sheriff's Responsibility	6.02.065
CUSTODIAL INTERFERENCE	12.01.000
CUSTODY	
Of Prisoners	5.01.005
In-Custody Death of Prisoner	6.02.010

D

DNA	
Out of Custody Collection	8.11.000
DAMAGE	
To Vehicle (Non-Collision)	9.02.015
DEATH INVESTIGATIONS	17.06.000
Death with Dignity and Hospice Deaths	17.06.025
Sudden Infant Death Syndrome	17.07.000
DEATH OR SERIOUS INJURY	
Assistance to Family	2.07.010
Notification Procedure	2.07.005
Retired Department Members	2.07.015
DEPUTY INVOLVED SHOOTINGS	6.01.015
DEPUTY'S NOTEBOOK	15.08.000
DETENTION	
Of Foreign Nationals	5.06.000
DIGITAL FORENSICS	17.17.000
DIPLOMATIC IMMUNITY	5.06.000

DISABILITY LEAVE	2.01.040
DISABLED MOTORISTS	
On State Roadways	9.04.080
DISABLED VEHICLES	
Citizen Assists	9.00.025
Maintenance	9.03.045
Towing Department Vehicles	9.03.095
DISCHARGING FIREARMS	6.01.015
DISCIPLINE	
Action	3.03.205
Authority	3.03.195
DISCLOSURE OF RECORDS	15.04.005
DISCRIMINATION	3.01.000
Reporting	3.01.015
DISMISSAL, CAUSES FOR	3.00.015
DISPLAY OF OFFICIAL EQUIPMENT	4.00.025
DISPOSITION OF INVESTIGATIONS	3.00.025
DISPUTE RESOLUTION CTR.	16.05.000
DISSEMINATION	
Release of Records	15.04.005
Sex Offender Information	15.04.015
DIVE UNIT	11.00.050
DOMESTIC VIOLENCE	
Investigation of	12.04.000
Involving Department Members	3.02.000
DONATIONS	8.00.055
DOUBLE RESTRAINTS	5.01.050
DOWN WIRES	10.05.000
DRUG INVESTIGATIONS	
Abatement	17.10.000
Conducting, In General	17.09.000
Investigating Violations	17.08.000
DUI INVESTIGATIONS	9.06.000
DUTY	
Fitness for	3.00.020
Hours	2.00.090
Jury	4.05.060
Off-Duty Involvement	4.00.045
Punctuality	2.00.095
Sleeping On	3.00.015
To Intervene	3.00.035
To Report Criminal Activity	3.00.005

E

EARLY INTERVENTION SYSTEM	3.07.000
ELDERLY ABUSE	12.00.000
E-MAIL	14.00.070
ELIGIBILITY	
Employment	2.00.015
Uniforms	7.01.005
EMERGENCY EQUIPMENT	
Code Response Selection	9.00.055
On Private Vehicles, Prohibited	9.03.100
Pursuit of Motor Vehicles	9.01.000
EMERGENCY I.C. PLAN	11.01.000

EMERGENCY RELIEF FROM DUTY	3.03.040
EMPLOYEE	2.00.015
Associations.....	3.00.025
Assistance Program	2.08.035
EMPLOYMENT	
Background Investigation	2.00.035
Eligibility.....	2.00.015
Harassment and Discrimination.....	3.01.000
Off-Duty	4.03.000
Policy	2.00.005
Recommendations.....	3.00.025
ENDORSEMENT	
Employment, Persons, Firms	3.00.025
EQUIPMENT	
Approval, Personal Equipment.....	7.03.030
Community Service Officers	2.13.025
Damaged or Lost	7.04.025
Department Vehicles	9.03.080
Display of, Prohibited.....	4.00.020
Failure of.....	8.08.000
Required	7.04.020
Special.....	7.04.025
Tags.....	8.09.015
Using Personal Computers.....	14.00.065
Vehicle/Equipment Inspection	9.03.060
Worn or Damaged	8.09.020
EQUIPMENT FAILURES, REPORTING OF	
Requirements	8.08.010
Types of Failure Reports	8.08.015
ESCORTS	9.00.035
EVALUATIONS (PERFORMANCE APPRAISALS)	
Appeal of.....	3.04.025
Completion.....	3.05.030
Exit 3.04.015	
FTO.....	2.17.010
Performance Appraisal	3.04.010
Reports	3.05.000
Requirement to Sign	3.04.020 & 3.05.040
EVIDENCE	
Collecting, Guide to	8.01.000
Drugs, Money, Other Property.....	8.00.035
Fingerprints.....	8.03.000
Firearms.....	8.00.030
Identifying and Preserving	8.01.000
Packaging and Storing	8.02.000
Preserving, Guide to	8.01.000
Retention	8.00.025
Vehicles Impounded	9.04.065
Withholding.....	3.00.025
EXCITED DELIRIUM	5.09.000
EXPENSES	4.02.015
EXPLORER PROGRAM	2.14.000
EXPLOSIONS/EXPLOSIVES	10.03.000
EXPOSURE CONTROL PROGRAM	10.00.000
Decontamination.....	10.00.035
Personal Protective Equipment	10.00.040
Procedures	10.00.030
EXTRADITIONS.....	5.01.090
EXTRAORDINARY WRITS.....	1.00.035

F

FAILURE

Training or Qualification..... 3.00.020

FALSE

Information..... 3.00.015

Statements..... 3.00.015

Alarm Reduction Program 17.15.000

FCR'S..... 13.03.000

FELONY FLIGHT 9.01.000

FENTANYL (Synthetic Opioids)..... 10.07.000

FENTANYL OVERDOSE INVESTIGATIONS..... 17.06.100

FERRY TICKETS 4.02.050

FIELD (PATROL) TRAINING MANUAL 1.01.015

FILE SECURITY (PERSONNEL)..... 2.00.060

FINGERPRINTING

Suspects..... 5.01.035

FINGERPRINTING EVIDENCE 8.03.000

FIRE INVESTIGATION UNIT 11.00.030

FIREARMS

Accidental Discharge, No Injury 6.01.070

Discharge of, Animal Euthanasia 17.14.030

Discharge of, All Other 6.01.015

Surrendering under Court Order..... 8.04.000

Violation Investigations..... 17.21.000

FIREARMS AND AMMUNITION

Ammunition Guidelines..... 7.05.115

Ammunition, Practice..... 7.05.125

Automatic Rifles, Carrying/Deploying 7.05.045

Board 7.05.100

Carrying Firearms in Vehicles 7.05.040

Carrying of 4.00.015

Carrying on Commercial Airlines 7.05.050

Chief Instructor 7.05.025

Cleaning Restrictions..... 7.05.065

Modifying Prohibited 7.05.055

Optical Sights (Primary Handgun)..... 7.05.070

Policy 7.05.005

Primary Approved..... 7.05.070

Private Purchase Upon Retirement..... 7.05.090

Releasing..... 8.00.030

Replacement Weapons 7.05.080

Requests to Carry..... 7.05.085

Requirements to Carry 7.05.035

Responsibility, Deputy..... 7.05.030

Responsibility, Rangemaster..... 7.05.015

Returning Personal Firearms/Officer Involved Shooting 7.05.130

Secondary Weapons 7.05.075

Testing 7.05.105

Unloading..... 7.05.060

FIREARMS PROFICIENCY

Proficiency Procedures..... 2.19.020

Firearms Proficiency 2.19.010

Rifle Proficiency..... 2.19.030

Secondary Firearms 2.19.025

Shotgun Proficiency..... 2.19.035

FITNESS FOR DUTY..... 3.00.020

FLASHLIGHT 7.03.020

FOOTWEAR..... 7.01.095

FORCE, REPORTING	
Administrative Review Team Responsibilities	6.01.050
Descriptions	6.01.015
Division Commander's Responsibilities	6.01.060
Deputy's Responsibilities	6.01.020
IIU Responsibilities	6.01.065
Policy	6.01.005
Precinct/Section Commander's Responsibilities	6.01.055
Supervisor's Responsibilities	6.01.025
FORCE, USE OF	
Deadly Force	6.00.000
De-Escalation	6.00.000
Definitions	6.00.000
Medical Treatment	6.00.000
Physical Force	6.00.000
Pointing or Aiming.....	6.00.000
Policy	6.00.000
Prohibitions	6.00.000
Purpose	6.00.000
Scope.....	6.00.000
Show of Force.....	6.00.000
FOREIGN NATIONALS	
Detention of	5.06.000
FORMS	
Completion, General Guidelines.....	15.01.020
Control of	15.01.010
Suggestions for Change of	15.01.010
FOUND BICYCLES	
Disposition of	4.08.000
FOUND PROPERTY.....	8.06.000
FUGITIVE FROM JUSTICE	5.04.000
FUNCTIONAL STRUCTURE	1.04.000
Sheriff's Office	1.04.010
Undersheriff's Office	1.04.015
Patrol Operations Division	1.04.020
Special Operations Section	1.04.030
Criminal Investigations Division.....	1.04.025
Technical Services Division	1.04.035
G	
GANG ENFORCEMENT	17.11.000
GAS	
Credit Card Use	9.03.090
GENERAL INFORMATION BULLETIN	1.01.025
GENERAL ORDERS MANUAL.....	1.01.015
GIFTS	
Accepting Gratuities	3.00.015
Handling of.....	8.00.055
GLOVES.....	7.01.100
GRANTS	1.00.050
GRATUITY, Seeking	3.00.025
GRIEVANCE PROCEDURES	
Civil Service Rules.....	3.06.010
Collective Bargaining Agreement	3.06.010
General	3.03.240
Members and Issues, Exempt.....	3.06.015
GUIDE TO INFORMATION	15.06.000
GUN BELT	7.03.005

H

HANDCUFFING SUSPECTS.....	5.01.010
HANDCUFFS	7.03.020
HARASSMENT	
Definitions	3.01.010
Malicious	17.05.000
Policy	3.01.005
Procedures	3.01.015
Responsibilities.....	3.01.015
HAT	
Campaign Hat.....	7.00.070
Utility Cap	7.00.075
HAZARD SAFETY FILE, OFFICER/DEPUTY	13.02.000
HAZARDOUS MATERIALS	
Bomb Threats	10.04.000
Chemical & Biological Incidents	11.08.045
Down Wires	10.05.000
Explosion Investigations	10.03.000
Responding to Incidents.....	11.08.045
Radiological/Nuclear Hazards.....	11.08.045
HEALTH ISSUES	
Exposure Control Program	10.00.000
Tuberculosis Exposure	10.01.000
HELICOPTER	11.00.010
HOGTYING	(See DOUBLE RESTRAINTS)
HOLDING CELLS	5.01.055
HOLSTERS	7.03.010
HONOR GUARD	4.00.085
HOSPITALIZATION	
Guarding Suspects	5.01.085
Injured Prisoners.....	5.01.075
HOSTAGE SITUATIONS	17.01.000
Barricaded Persons	17.01.000
HOURS OF DUTY	2.00.090
HULK VEHICLES	9.04.040

I

IDENTIFICATION	
As a Deputy	4.00.010
Carrying of	4.00.015
Suspect (One-On-One)	5.01.040
IDENTITY THEFT	17.18.000
IIU INVESTIGATIONS	3.03.000
IMMIGRATION CONTACTS	
Handling of.....	5.05.000
IMPOUNDS	
Abandoned Boats and Watercraft	9.04.085
Abandoned Vehicles, Public.....	9.04.030
Accident Scenes	9.04.060
Definitions	9.04.005
Disabled Motorists	9.04.080
For Evidence Processing.....	9.04.065
Junk or Hulk Vehicles	9.04.040
Stolen Recovery, Inside.....	9.04.050
Stolen Recovery, Outside.....	9.04.055
Vehicle Inventory	9.04.075
Waiver.....	9.04.035
With Prior Notice.....	9.04.025
Without Prior Notice	9.04.020
INCIDENT COMMAND	(See CRITICAL INCIDENT MANAGEMENT PLAN)

INCLEMENT WEATHER	2.00.105
INDIVIDUAL PROPERTY	7.03.020
INFORMANTS	17.16.000
INFORMATION	
Guide to Sources	15.06.000
IN-SERVICE TRAINING PROGRAMS	2.17.005
INJURY ON-DUTY	
Notification of	2.07.005
INJURY, WORK RELATED	
Claims/Benefits, LEOFF-I	2.03.015
Claims/Benefits, Non-LEOFF-I	2.03.010
Comm. Supervisor	2.02.015
Disability Coordinator	2.02.025
Light Duty (Transitional Duty)	2.04.000
Member's Responsibilities	2.02.010
Supervisor's Responsibilities	2.02.020
INQUESTS	
Pre-Planning Meeting	6.02.070
INQUIRIES AND REQUESTS	
By the Public	1.00.045
INSIGNIA	
Breast and Hat Badges	7.02.005
Contract Rockers	7.02.025
Diagrams	7.02.035
Placement of	7.02.020
Rank Braid, Dress Jacket	7.02.030
Rank Insignia	7.02.015
Service Stars	7.02.045
Shoulder Patch	7.02.010
Special Unit	7.02.040
INSPECTIONS	
Line Inspections	4.00.120
Staff Inspections	4.00.125
INTERNAL INVESTIGATIONS	3.03.000
INTERNET-EMAIL	14.00.070
INTERNS	2.00.020
INTERPRETERS	
Sign Language	16.04.000
INTOXICANTS PROHIBITED	3.00.015
INVENTORY	
Impounded Vehicles	9.04.075
INVESTIGATIONS	17.00.000

J

JACKETS	
Raid/Hidden Agenda	7.00.105
JURISDICTION RESPONSIBILITIES	4.00.060
JURY DUTY	4.05.060
JUVENILES	
Citations	12.07.040
Contacting at School	12.06.000
Criminal Contacts	12.07.035
Fingerprinting/Photographing	5.01.035
Interviews / Consent to Search	12.07.055
Missing	12.07.030
Releasing/Obtaining Information from Schools	12.09.000
Runaways	12.07.020
Status Offender	12.07.045
Truancy	12.07.025

K

K-9

Call-Out Criteria Bomb	11.00.020
Call-Out Criteria General	11.00.035
KNIVES	7.03.025

L

LABOR MANAGEMENT

Disputes	17.13.000
----------------	-----------

LANGUAGE LINE	16.04.035
---------------------	-----------

LATENT PRINT LAB

Call-Out Criteria	11.00.040
-------------------------	-----------

LAWS

Conformance to	3.00.015
----------------------	----------

LEATHER GOODS

Equipment Required	7.03.020
--------------------------	----------

Gun Belt	7.03.005
----------------	----------

Holsters	7.03.010
----------------	----------

Special Equipment	7.03.025
-------------------------	----------

LEAVES OF ABSENCE

Disability Leave LEOFF 1	2.01.025
--------------------------------	----------

Documentation of Violations	2.01.035
-----------------------------------	----------

Medical Leave	2.01.040
---------------------	----------

Military Leave	2.01.015
----------------------	----------

Sick Leave	2.01.020
------------------	----------

Unpaid Leave	2.01.045
--------------------	----------

LESS LETHAL WEAPONS	6.03.000
---------------------------	----------

LIGHT DUTY (Transitional Duty)	2.04.000
--------------------------------------	----------

LINE-UPS	17.19.025
----------------	-----------

M

MACE

Pepper Spray	6.03.085
--------------------	----------

MAINTENANCE AND REPAIRS

To Buildings and Equipment	1.00.040
----------------------------------	----------

To Uniforms	7.04.020
-------------------	----------

Repair of Vehicles	9.03.055
--------------------------	----------

MAJOR CRIMES UNIT

Call-Out Criteria	11.00.045
-------------------------	-----------

MAJOR INCIDENT REVIEW	1.05.045
-----------------------------	----------

MALICIOUS HARASSMENT	17.05.000
----------------------------	-----------

MANAGING CRIMINAL INVESTIGATIONS	15.03.000
--	-----------

MANUAL

Types of	1.01.015
----------------	----------

MANUAL RULES AND REGULATIONS

Contractual Agreements	1.00.010
------------------------------	----------

Department Manuals	1.00.005
--------------------------	----------

MARINE RESCUE DIVE UNIT	11.00.050
-------------------------------	-----------

MARK43

Reports and Guidelines	15.02.000
------------------------------	-----------

MARR UNIT	11.00.055
-----------------	-----------

MARS	13.01.035
------------	-----------

MASS ARREST SITUATIONS	5.03.000
------------------------------	----------

MASTER POLICE OFFICER	
Application Process	2.11.025
Appointments (General)	2.11.035
Appointment (Contractual or Provisional).....	2.11.040
Compensation.....	2.11.050
Eligibility.....	2.11.020
Interview Panel	2.11.030
Qualifications	2.11.015
Removal.....	2.11.045
Responsibilities.....	2.11.010
MCI, Managing Criminal Investigations	15.03.000
MCNS, Use of	13.01.045
MEALS 4.00.115	
MEDIA RELATIONS	1.06.000
MEDICAL LEAVE.....	2.01.040
MEDICAL RESTRICTIONS/ACCOMODATIONS.....	2.05.000
MEMORANDUMS.....	1.02.000
MENTAL HEALTH TREATMENT	
Duty Related Treatment	2.06.010
Examination Authorization	2.06.005
Initial Treatment.....	2.06.010
Non-Duty Related	2.06.035
Reporting Expenses	2.06.030
Subsequent Treatment, LEOFF-I	2.06.015
Subsequent Treatment, Members.....	2.06.020
MENTALLY ILL PERSONS	
Detention of	5.08.000
MILITARY	
Military Areas, Police Business	4.00.090
MILITARY LEAVE	2.01.015
MIRANDA	
Card Provided.....	5.01.025
Suspect Rights.....	5.01.025
MISCONDUCT	3.03.000
MISSING PERSONS	12.02.000
MOBILIZATION, EMERGENCY	11.01.000
MUTUAL AID	1.05.035
MOURNING BANDS.....	7.02.005
MUTUAL AID RADIO SYSTEM (MARS)	
Use of	13.01.035

N

NARCAN/NALOXONE.....	5.07.100
NARCOTICS	
Abatement Program	17.10.000
Drug Investigation.....	17.09.000
Investigation of.....	17.08.000
Training Aids.....	8.10.000
NARCOTICS PACKAGING.....	8.02.015
NEWS MEDIA RELATIONS	
Definitions	1.06.010
General Guidelines	1.06.015
Media Relations	1.06.030
MRO Responsibilities	1.06.020
Release of Information Policy.....	1.06.025
Sex Offender Information Release	15.04.015
NOTEBOOKS	15.08.000

O

OFF DUTY EMPLOYMENT	
Application Process	4.03.020
Definitions	4.03.010
Stipulations	4.03.025
Vehicle Usage.....	4.03.030
OFF DUTY INVOLVEMENT	4.00.045
OFFICER INVOLVED SHOOTINGS	
Animal Euthanasia.....	17.14.030
Injury or Death	6.01.015
No Injury	6.01.070
OFFICERS	
Community Service.....	2.13.000
Report Required	6.01.015
Reserve	2.12.000
ONE-ON-ONE	
Suspect I.D.	5.01.035
OPIOID OVERDOSE	
Narcan/Naloxone.....	5.07.100
ORAL BOARDS, DEPUTY.....	2.00.040
ORDERS	
Conflicting Orders	4.00.040
Obedience to	3.00.020
Unlawful.....	4.00.040
ORGANIZATION	
Chain of Command.....	1.03.005
Chart	1.03.015
Membership Restrictions	3.00.025
OVERTIME COMPENSATION	
Backfilling.....	4.01.015
Court	4.05.055
Payment Disputes.....	4.01.045
Requesting Overtime	4.01.035
Shift Extension.....	4.01.010

P

PACKAGING	
Evidence	8.02.000
Suspicious	10.02.000
PATCHES	7.02.010
PATROL	
Continuous Coverage	4.00.080
Rotation/Shift/District Assignments	4.00.100
PEPPER SPRAY	6.03.085
PERFORMANCE APPRAISAL	3.04.000
PERFORMANCE APPRAISAL REPORTS.....	3.05.000
PERSONAL ASSISTANCE TEAM	
Notification	2.09.030
Organization	2.09.010
Requirements	2.09.020
Responsibilities.....	2.09.035
Scheduling.....	2.09.025
PERSONAL EXPENSE ITEMS	4.02.025
PERSONNEL ASSISTANCE	
Critical Incident Debriefing.....	2.08.025
Critical Incidents	2.08.020
Employee Assistance Program	2.08.035
General Role.....	2.08.015
PERSONNEL CONDUCT	
Absence Without Leave (AWOL).....	2.00.100

Assignment, Seeking Outside Aid	3.00.025
Bigotry	3.00.015
Carrying Firearms	4.00.015
Causes for Dismissal	3.00.015
Conflicting Orders	4.00.040
Conflicting Relationships	3.00.025
Conformance to Laws	3.00.015
Conduct Unbecoming	3.00.015
Courtesy	3.00.015
Cowardice	3.00.015
Dept. Address Prohibited	3.00.025
Display of Equipment	4.00.025
Drugs	3.00.015
Duty Hours	2.00.090
Duty to Intervene	3.00.035
Duty to Report Crimes	3.00.025
Emergency Equipment Prohibited	9.03.100
Employee Associations	3.00.025
Fitness for Duty	3.00.020
Furnishing Bail	3.00.025
Gratuity	3.00.025
Incurring Liability	3.00.025
Intoxicants Prohibited	3.00.015
Investigation Recommendations	3.00.025
Memberships	3.00.025
Names or Photographs, Use of	3.00.025
Obedience to Orders	3.00.020
Off Duty Involvement	4.00.045
Plainclothes Officers Recognition	4.00.020
Policy	3.00.005
Proper Identification	4.00.010
Punctuality	2.00.095
Recommending Employment	3.00.025
Ridicule	3.00.015
Sale of Personal Items, Restricted	3.00.025
Saluting	4.00.055
Sleeping on Duty	3.00.015
Smoking Prohibited	3.00.015
Supervision	3.00.020
Training Failure	3.00.020
Use of Authority	3.00.020
Withholding Evidence	3.00.025
PERSONNEL INFORMATION	
Release of	2.00.045
PERSONNEL MISCONDUCT	
Administrative Interviews	3.03.165
Complaints Against Other Agency	3.03.065
Complaints Involving IIU Personnel	3.03.060
Complaints Received By a Commander	3.03.035
Complaints Received By IIU	3.03.030
Complaints Received By a Supervisor	3.03.025
Completed Investigations	3.03.190
Corrective Counseling Memo	3.03.230
Criminal Conduct Complaints	3.03.020
Criminal Conduct, Inside	3.03.215
Criminal Conduct, Outside	3.03.220
Disciplinary Authority	3.03.195
Disciplinary Recommendations	3.03.200
Excessive Force	3.03.055
Grievance Procedure	3.03.240
IIU Classifications	3.03.185
Impartiality	3.03.110

Intern and Volunteer Candidates	2.00.020
Internal Complaints	3.03.070
Intoxication Complaints	3.03.050
Investigative Steps	3.03.155
Personal Interviews	3.03.165
Personal Interviews, Criminal	3.03.170
Receiving Citizen Complaints	3.03.015
Relief from Duty	3.03.040
Representation	3.03.105
Requirement to Cooperate	3.03.100
Review and Processing	3.03.190
Searches and Seizures	3.03.120
Written Reprimands Format	3.03.235
PERSONNEL PRACTICES	
Address	2.00.075
Attendance Reports	2.00.070
Background Investigation	2.00.035
Definitions	2.00.010
Employee Eligibility	2.00.015
File Security	2.00.060
Identification, Personnel	2.00.065
Intern or Volunteer, Application	2.00.025
Release of Personnel Information	2.00.045
Separation	2.00.050
Telephone Number	2.00.075
Temporary Employee Application	2.00.030
Temporary, Intern, Volunteer	2.00.020
PETTY CASH	4.02.045
PHONE USE	
Voice Mail	14.00.035
Wireless Devices	14.00.025
PHOTOGRAPHY/IMAGING UNIT	
Call-Out Criteria	11.00.060
PHOTOGRAPHING	
Suspects	5.01.035
PHOTOGRAPHS	
Seeking Notoriety	3.00.025
Use for Advertising Prohibited	3.00.025
PHOTOGRAPHY	16.01.000
PHOTO MONTAGES	17.19.000
PHYSICAL LINEUPS	17.19.000
PLAINCLOTHES	
Display of Official Equipment	4.00.025
Recognition of other Deputies	4.00.020
PTO PROGRAM	
Evaluation	2.17.010
Training	2.17.010
POLYGRAPH	16.00.000
PREAMBLE	
PRECINCT DETECTIVES	
Call Outs	11.00.065
PRESS 1.06.000	
PRIMARY WRITTEN DIRECTIVES	
General	1.01.020
Preparation and Concurrence	1.01.030
Review of	1.01.035

PRISONERS	
Booking In Absentia	5.01.075
Court Security	5.01.070
Custody of Prisoners	5.01.005
Emergency Hospitalization	5.01.075
Guarding at Medical Facilities	5.01.080
Temporary Holding Cells	5.01.055
Transporting	5.01.045
Transporting Double-Restrained Suspects	5.01.050
PROPERTY CONTROL PROGRAM	
Equipment Tags.....	8.09.015
Items Requiring Control.....	8.09.030
Report Requirements	8.09.025
Responsibilities.....	8.09.010
Surplus Requests	8.09.035
Worn or Damaged	8.09.020
PROPERTY, HANDLING OF	
Converting Unclaimed Property.....	8.09.040
Converting or Trading Procedures	8.09.045
Damaged or Lost	7.04.025
Definitions	8.00.010
Drugs, Money, and Other Property.....	8.00.035
Firearms.....	8.00.030
Found.....	8.06.000
Gifts or Donations	8.00.055
Retention	8.00.025
Safe Keeping Only.....	8.05.000
Unclaimed.....	8.07.000
Worn or Damaged	8.09.020
PROSTITUTION	
SOAP Violations	17.12.000
PUBLIC ALERTS (Amber, Blue, Silver)	12.03.000
PUBLIC APPEARANCES	4.00.075
PUBLIC INFORMATION	1.06.000
PURSUIT OF MOTOR VEHICLES	
Administrative Reviews	9.01.140
Eluding, No Pursuit	9.01.025
Firearms.....	9.01.080
General Definitions	9.01.010
Inter-jurisdictional Pursuits	9.01.125
Legal Intervention	9.01.085
Mobile Arrest Teams Restricted to TAC-30.....	9.01.120
Non-Roadblocks	9.01.105
Policy	9.01.005
Primary Pursuing Unit.....	9.01.050
Precision Immobilization Technique (PIT).....	9.01.090
Pursuit Supervisor	9.01.070
Pursuit Tactics	9.01.075
Pursuit Termination	9.01.040
Pursuit, When Authorized.....	9.01.012
Pursuits Prohibited.....	9.01.020
Radio Dispatcher	9.01.065
Ramming	9.01.110
Reporting and Review Procedure.....	9.01.130
Risk Hazard Analysis for Pursuit	9.01.015
Roadblock, Fixed.....	9.01.100
Roadblock, Moving (Boxing-In)	9.01.095
Roles and Responsibilities	9.01.045
Secondary Pursuing Unit.....	9.01.055
Spike Strips.....	9.01.115
Support Units	9.01.060
Training.....	9.01.135

Q

QUALIFICATION

Failure of Training.....	3.00.020
Firearms Procedures	2.19.010

QUARTERMASTER AND EQUIPMENT SYSTEM

Damaged Property.....	7.04.025
Lost Property	7.04.025
Replacement Procedures	7.04.020
Upon Separation.....	7.04.015

R

RACIAL PROFILING.....	3.00.030
-----------------------	----------

RADIO PROCEDURES	13.00.035
------------------------	-----------

RADIOLOGICAL HAZARDS.....	11.08.045
---------------------------	-----------

RANKS 1.03.020

REASSIGNMENTS	2.00.080
---------------------	----------

RECORDS

Criminal History	15.05.000
------------------------	-----------

Release and Disclosure.....	15.04.005
-----------------------------	-----------

RECRUIT OFFICERS

Carrying Firearms.....	4.00.015
------------------------	----------

PTO Program.....	2.17.010
------------------	----------

REGISTERED SEX OFFENDER INFORMATION	15.04.015
---	-----------

REINSTATEMENT REQUESTS.....	2.00.055
-----------------------------	----------

REPAIRS

Computer	14.00.105
----------------	-----------

General	1.00.040
---------------	----------

REPORTS

Mark43 Reports	15.02.000
----------------------	-----------

Officer's Report Required	15.00.015
---------------------------------	-----------

Reports Due.....	15.00.020
------------------	-----------

Writing of.....	15.01.015
-----------------	-----------

REPRIMANDS, WRITTEN.....	3.03.235
--------------------------	----------

RESERVE PROGRAM	2.12.000
-----------------------	----------

Arrest Powers	2.12.060
---------------------	----------

Assignments	2.12.070
-------------------	----------

Firearms.....	2.12.085
---------------	----------

Meetings	2.12.110
----------------	----------

Off-Duty Conduct.....	2.12.055
-----------------------	----------

Off-Duty Employment	2.12.100
---------------------------	----------

Performance Appraisals	2.12.035
------------------------------	----------

Regulations.....	2.12.050
------------------	----------

Termination.....	2.12.125
------------------	----------

Training.....	2.12.025
---------------	----------

Uniforms	2.12.090
----------------	----------

Unusual Occurrence	2.12.075
--------------------------	----------

Work Requirements.....	2.12.045
------------------------	----------

RESPONSIBILITY

Chief	1.03.020
-------------	----------

Undersheriff	1.03.020
--------------------	----------

Sheriff	1.03.020
---------------	----------

ROBBERY.....	17.04.000
--------------	-----------

S

SAFE KEEPING ONLY	8.05.000
SALUTING	4.00.055
SCHOOLS	
Responding to Emergencies	12.05.000
Releasing and Obtaining Information	12.09.000
SEARCH AND RESCUE	
Call Out Criteria.....	11.00.070
SEARCH WARRANTS	
Approval of Supervisor	5.00.050
Executing	5.12.000
Obtaining	5.11.000
SEARCHES.....	5.00.055
SEARCHING	
Strip Searches	5.01.020
Suspects of Opposite Sex	5.00.055
SECONDARY WEAPONS	7.05.075
SECONDARY WRITTEN DIRECTIVES	1.01.025
SENIORITY.....	4.00.035
SEPARATION	
Personnel	2.00.050
Uniforms and Equipment.....	7.04.015
SERVICE DELIVERY REPORT	1.00.065
SERVICE STARS	7.02.045
SETTLEMENTS & JUDGMENTS INVOLVING KCSO EMPLOYEES.....	4.00.140
SEXUAL ASSAULT INVESTIGATIONS	17.20.000
SEXUAL HARASSMENT	3.01.000
SHIFT BRIEFING	4.00.105
SHOES.....	7.01.090
SHOOTINGS, DEPUTY INVOLVED.....	6.01.000
SHOOTING REVIEW BOARD	(See CRITICAL INCIDENT REVIEW BOARD)
SHOULDER PATCH	7.02.010
SICK LEAVE	2.01.020
SIGN LANGUAGE	
Using Interpreters	16.04.000
SMITH AFFIDAVITS	12.04.010
SMOKING PROHIBITED	3.00.015
SOCIAL MEDIA.....	14.00.075
SOFT BODY ARMOR	7.03.015
SPECIAL ASSAULT UNIT Call-Out Criteria	11.00.075
SPECIAL EMPHASIS TEAM Call-Out Criteria	11.00.085
SPECIAL EQUIPMENT	7.03.025
SPECIALIZED ASSIGNMENTS	1.04.060
SPECIALIZED VEHICLES	9.07.000
SPIT HOODS	5.01.015
STAFF SUPERVISION	1.04.005
STANDARD OPERATING PROCEDURES	
Types of.....	1.01.015
STATEMENTS	
Concerning Criminal Cases.....	4.05.045
Giving False, Prohibited	3.00.015
Requirement to Cooperate	3.03.100
SUBPOENAS	
By Defense Attorneys	4.05.050
Service of at Department Facilities.....	1.00.030
SUDDEN INFANT DEATH SYNDROME.....	17.07.000
SUGGESTIONS	
For the Good of the Department.....	4.00.070
SUPERVISION.....	3.00.020
SURRENDERING WEAPONS.....	8.04.000

SUSPECT

Booking In Absentia.....	5.01.075
Chemical Test Required.....	5.01.030
Emergency Hospitalization.....	5.01.075
Guarding.....	5.01.065
Guarding at Medical Facilities.....	5.01.080
Handcuffing.....	5.01.010
Identification.....	5.01.040
Rights.....	5.01.025
Searching Opposite Sex.....	5.01.055
SWAT (TAC-30) Call-Out Criteria.....	11.00.085
SYNTHETIC OPIOIDS (Fentanyl).....	10.07.000

T

TAC-30 Call-Out Criteria.....	11.00.085
TASER.....	6.03.000
TESTIMONY	
As a Defense Witness.....	4.05.050
Court.....	4.05.035
Criminal Case, Discussion of.....	4.05.040
THEFT OF VEHICLES	
Investigation of.....	17.02.000
TIME LOSS	
Due to Weather.....	2.00.105
TIME OFF.....	2.00.100
TOLL 4.02.055	
TOWING.....(See IMPOUNDS)	
Towing Department Vehicles.....	9.03.095
TRAFFIC ACCIDENTS	
Investigation of.....	9.05.000
Members Involved.....	9.02.000
TRAFFIC ENFORCEMENT.....	4.09.000
TRAINING	
Computer Related.....	14.00.100
In-service.....	2.17.005
TRANSFERS	
Job Reassignments.....	2.00.080
Light Duty (Transitional Duty).....	2.04.000
Policy.....	2.00.085
Vacation and Sick Hours.....	2.00.115
TRANSGENDER INDIVIDUALS (INTERACTION WITH).....	3.01.100
TRANSITIONAL DUTY.....	2.04.000
TRANSPORTING	
Non-Department Members.....	9.00.040
Sick/Injured Persons/Animals.....	9.00.045
TRANSPORTING DOUBLE-RESTRAINED SUSPECTS.....	5.01.050
TRAVEL AND EXPENSE	
Approval.....	4.02.030
Claims and Authorization.....	4.02.010
Expense Guidelines.....	4.02.015
Ferry Tickets.....	4.02.050
Personal Expense Items.....	4.02.025
Petty Cash.....	4.02.045
Registration Fees.....	4.02.020
Travel Advances.....	4.02.035
TUBERCULOSIS EXPOSURE.....	10.01.000
Procedures.....	10.01.025

U

UNCLAIMED BICYCLES	
Disposition of	4.08.000
UNCLAIMED PROPERTY	8.07.000
UNDERCOVER PLATES	9.03.075
UNIFORMS	
Ballistic Helmet	7.03.025
Campaign Hat.....	7.01.070
Community Service Officers	2.13.030
Contract City	7.01.035
Damaged or Lost	7.04.025
Destruction Procedures	7.04.035
Dress Uniforms	7.01.045
Eligibility	7.01.005
Footwear	7.01.095
Gloves.....	7.01.100
Hidden Agenda Jacket	7.01.105
Mourning Bands.....	7.02.005
Name Tags	7.01.060
Of the Day.....	7.01.030
Raid Jacket	7.01.105
Replacement Procedures	7.04.020
Reserve Uniforms	2.12.090
Safety Vest	7.01.115
Separation	7.04.015
Special Uniforms.....	7.01.040
Turtleneck Undergarment.....	7.01.055
Utility Cap	7.01.075
Watch Cap	7.01.080
Winter Cap.....	7.01.085
UNIFORM AND EQUIPMENT BOARD	7.04.045
UNPAID LEAVES OF ABSENCE	2.01.045
UNUSUAL OCCURENCE.....	11.01.000
USE OF FORCE	6.00.000
USE OF FORCE, REPORTING.....	6.01.000
USE OF FORCE REVIEW BOARD	(See CRITICAL INCIDENT REVIEW BOARD)

V

VACATION APPROVAL	2.00.110
VEHICLE	
Accessories	9.03.040
Assignments	9.03.015
Damage	9.02.015
Emergency Operations	9.00.000
Equipment	9.03.080
Fleet Control	9.03.065
General Regulations	9.03.025
Impounds	9.04.000
Inspections by Supervisors.....	9.03.060
Inventory	9.03.065
Laptop Computers	9.03.030
Maintenance	9.03.045
Maintenance Program	9.03.050
Off-Duty Vehicle Operation.....	9.03.035
Refueling.....	9.03.085
Repair of Body Damage	9.03.055
Toll 4.02.055	
Towing of Dept. Vehicles	9.03.095
Transporting Family Members	9.00.040
Undercover Plates	9.03.075

Use of Dept. Vehicles	9.03.020
Voyager Card Use	9.03.090
VEHICLE OPERATIONS	
Blood Runs	9.00.050
Citizen Assists	9.00.025
Code Response Classification	9.00.060
Code Response Selection	9.00.055
Disabled Vehicles	9.00.025
Emergency	9.00.000
Escorts	9.00.030
Field Supervisor	9.00.070
First Deputy at Scene	9.00.065
General Definitions	9.00.015
Hazards to the Public	9.00.030
Policy	9.00.005
Policy Intent	9.00.010
Seat Belts, Use of	9.00.020
Transporting Non-Department	9.00.035
Transporting, Sick or Injured	9.00.045
VEHICLE PURSUITS	9.01.000
VEHICLE THEFT	
Investigation of	17.02.000
VEHICLES, REVIEWS INVOLVING	
Appeal Process	9.02.055
Driver Responsibilities	9.02.025
Field Supervisor Responsibilities	9.02.025
Findings and Disciplinary Actions	9.02.050
Follow-up Investigators	9.02.030
General Criteria	9.02.020
General Definitions	9.02.010
IIU Commander Responsibilities	9.02.025
Non-Collision Damage	9.02.015
Radio Dispatcher Responsibilities	9.02.025
Review Board, Department	9.02.035
Review Board, Responsibilities	9.02.045
Review Board, Precinct/Section	9.02.040
Section Commander Responsibility	9.02.025
Training Unit, Responsibilities	9.02.035
VESTS	
Safety Vest	7.00.115
Soft Body Armor	7.03.015
VICTIM/WITNESS ASSISTANCE	1.11.000
VOICE MAIL	14.04.035
VOLUNTEERS	2.00.025
Program	2.15.000
VOYAGER CREDIT CARD	
Use Guidelines	9.03.090

W

WARRANTS

Application for	5.11.000
Civil Contempt	4.06.035
Criminal Contempt	4.06.040
Executing	5.12.000
Extradition	5.01.090
Obtaining	5.11.000
Service/Prisoner Transportation	5.01.085

WEAPONS

Court Order to Surrender	8.04.000
Less Lethal	6.03.000
Of Mass Destruction	11.08.000

Replacement Weapons	7.05.080
Requirement to Carry	7.05.035
Secondary.....	7.05.075
WHISTLE	7.03.020
WIRELESS COMMUNICATION DEVICES	14.00.025
WIRES	
Down Wires	10.05.000
WORK PERFORMANCE REVIEW REPORTS	3.04.010
WORK RELATED INJURIES	2.02.000
Claims.....	2.03.000
WRITS	
Extraordinary Writs	1.00.035
WRITTEN DIRECTIVE SYSTEM	
Access to	1.01.010
Department Manuals	1.01.015
Policy Statement.....	1.01.005
Preparation/Concurrence	1.01.030
Primary Directives.....	1.01.020
Review	1.01.035
Secondary Directives	1.01.025
SOP Manual	1.01.020

PREAMBLE

The King County Sheriff's Office must maintain a high level of personal and official conduct if it is to command and deserve the respect and confidence of the public it serves. Rules and regulations governing the conduct of members of the Sheriff's Office ensure that the high standards of the law enforcement profession are maintained. Issues of honesty and integrity are of paramount importance in the operation of the Sheriff's Office. The purpose of the Sheriff's Office General Orders Manual is to provide guidelines and instructions concerning employee conduct and responsibility for all Sheriff's Office members in all of their activities, whether official or personal. As Sheriff, I pledge that I will hold myself and those appointed to serve on my command staff to the same high standards required of all members of the Sheriff's Office.

The GOM policies are color coded in red, yellow and white. The policies colored in red are policies commissioned members must know. They concern employee and deputy safety and create a high risk for the department. The yellow sections address the department's values, standards of employee misconduct and lower department risk all employees should know and understand these policies. The white sections address the department's business practices. Keeping in mind the Sheriff's Office's core values; Leadership, Integrity, Service, and Teamwork, Sheriff's Office members shall:

1. **Be honest.** Be honest in your incident reports, in interviews, when testifying, during internal investigations, and when dealing with the public.
2. **Be respectful.** Be respectful in your service to the public, and also in service to your coworkers.
3. **Obey the law.** Before we are law enforcement officers, we are members of the public, and we are subject to the same laws we enforce.
4. **Stay within the bounds of your authority.** Abusing our authority, even in small ways, undermines public trust and confidence in our office and in the rule of law.
5. **Use force appropriately.** When you do need to use force, use it appropriately. Unnecessary and excessive use of force destroys public confidence and trust, particularly if it is perceived as punitive or coming from emotion or anger.
6. **Respect civil rights.** Respect civil rights always. Do not engage in illegal profiling, discrimination, or harassment.
7. **Earn your pay.** Be in your assigned area on time, and when you advise radio you are there, be there. This is about public transparency and being there for your partners.
8. **Be accountable.** Be accountable to yourself, to those you work with, to those you lead, and to those we serve.

Sheriff's Office members should not accept or tolerate inappropriate or unacceptable performance, because it creates a lower standard. Have the courage to address it through appropriate discipline and/or training in a fair and consistent manner - criminal acts, abuse of authority, and egregious and/or repeated violations of the GOM will result in serious discipline, including suspension or termination. When problems are ignored, it is disrespectful to the vast majority of our department members doing it the right way.

Mitzi G. Johanknecht, Sheriff

MISSION – Why are we here?

The King County Sheriff's Office is a trusted partner in fighting crime and improving the quality of life for our residents and guests.

VISION – Where are we going?

The King County Sheriff's Office is a highly effective and respected law enforcement agency and criminal justice partner, both trusted and supported, helping King County to be the safest county in America.

GOALS – How will we get there?

Through community engagement and collaboration we will:

- Develop and sustain public trust and support while reducing crime and improving the community's sense of safety.
- Improve traffic safety by reducing impaired, unsafe driving behaviors and traffic collisions.
- Recruit, hire, train and promote the best people to provide high quality, professional and responsive service.
- Provide facilities, equipment, technology, systems and processes that support achievement of our mission.
- Provide for the safety, health and wellness of members of the King County Sheriff's Office.

OUR VALUES – How do we do business?

LEADERSHIP

- We are honest, respectful, effective and humble.
- We have clear expectations.
- Our manager's model expectations and we lead by example for all levels.

INTEGRITY

- We are open, transparent, and accountable to the public we serve.
- We acknowledge that public trusts matters – all the time.
- Good faith performance errors are addressed through training.
- Bad faith, criminal behavior, abuse of authority, and repeated or egregious acts are not tolerated.

SERVICE

- We are timely in our response and seek every opportunity to have positive impact on the people we serve.
- We are good stewards of taxpayer dollars, engage and collaborate, and strive to innovate.
- We focus on hot spot locations, high impact and repeat offenders, and visible presence when needed.

TEAMWORK

- We recognize that relevant training and effective communications increase public and officer safety.
- We fight crime constitutionally.
- Our managers coach, mentor and develop a strong team culture.

Law Enforcement Code of Ethics

As a Law Enforcement Officer, my fundamental duty is to serve mankind; to safeguard lives and property; to protect the innocent against deception, the weak against oppression or intimidation, and the peaceful against violence or disorder; and to respect the Constitutional rights of all men to liberty, equality and justice.

I will keep my private life unsullied as an example to all; maintain courageous calm in the face of danger, scorn, or ridicule; develop self-restraint; and be constantly mindful of the welfare of others. Honest in thought and deed in both my personal and official life, I will be exemplary in obeying the laws of the land and the regulations of my department. Whatever I see or hear of a confidential nature or that is confided to me in my official capacity will be kept ever secret unless revelation is necessary in the performance of duty.

I will never act officiously or permit personal feelings, prejudices, animosities or friendships to influence my decisions. With no compromise for crime and with relentless prosecution of criminals, I will enforce the law courteously and appropriately without fear or favor, malice or ill will, never employing unnecessary force or violence and never accepting gratuities.

I recognize the badge of my office as a symbol of public faith, and I accept it as a public trust to be held so long as I am true to the ethics of the police service. I will constantly strive to achieve these objectives and ideals, dedicating myself before God to my chosen profession...law enforcement.

GENERAL GLOSSARY OF TERMS

For purposes of this manual:

1. **"Department"** means The King County Sheriff's Office.
2. **"Department member"** means any Department employee whether paid, unpaid, temporary, permanent, intern, probationary, volunteer, appointed, non-appointed, commissioned, or non-commissioned.
3. **"Sworn Department member, deputy, police officer, or officer"** means any Department member who is appointed and commissioned regardless of rank or reserve status, unless specified.
4. **"May"** means permissible or allowable.
5. **"Should"** means recommended, preferred, or suggested.
6. **"Shall, must, or will"** means mandatory or required.
7. **"He, His, or Him"** means either the masculine or feminine gender.
8. **"Supervisor"** means any sworn member from the rank of sergeant or above, and professional staff who are responsible for managing, directing, or administering the affairs of a unit. This includes members assigned on a temporary, acting, or out-of class basis to any management position.
9. **"Need to know"** means confidential and restricted access.

1.00.000 MANUAL RULES AND REGULATIONS

1.00.005

SHERIFF'S OFFICE MANUALS: 12/09

1. The policies and procedures published in this General Orders Manual, have been adopted for the guidance of the members of the King County Sheriff's Office.
2. Department members shall have the responsibility to know and abide by the policies and procedures in this manual.
3. Department members shall receive and review the General Orders Manual Preamble during their hiring orientation.
4. The Advanced Training Unit shall ensure that all members review the Preamble and the Sheriff's Office Code of Ethics biennially.

1.00.010

AGREEMENTS: 05/09

1. CONTRACTUAL AGREEMENTS

- a. Members must obtain prior review and approval of any proposed purchase agreements, contracts, Inter-local Agreements (ILA's), Memoranda of Understanding (MOUs) or Agreement (MOA's), or verbal agreements before entering into them.
- b. Only the King County Executive or persons specifically designated in writing by the Sheriff's Office may enter into either an oral or written contract.
 - A contract is a legally binding oral or written agreement between two or more parties.
- c. Members shall not make independent determinations whether a particular agreement regarding the purchase, trade, lease or use of goods or services is a contract.
- d. Members shall also not make independent determinations whether the Sheriff's or Executive's signature is sufficient to enter into a contract.
 - At a minimum, the Sheriff's signature is necessary prior to entering into an ILA or MOU.

2. PROCESS FOR CONTRACTS REVIEW

- a. The KCSO Contracts Unit is responsible for oversight of all department contracts relating to traditional public safety activities. These include the provision of police services such as reactive patrol, investigative services, communication and specialized services (e.g., marine patrol, school resource officers, court security officers, enhanced services or overtime emphasis for other government agencies, etc.).
- b. The Contracts Unit shall provide advice and consultation for members relating to contracts for the provision of police services. It will also provide assistance in identifying contract related requirements relating to grant opportunities for public safety activities.
- c. Members shall notify the KCSO Contracts Unit prior to negotiating any contract, MOU or MOA, or ILA and before applying for any grant funding on behalf of the Sheriff's Office.

- An internal Contract/Grant Intake form must be completed and submitted for review and approval to the Contracts Unit **before** proceeding with any negotiation and/or grant application (the intake form will be posted on the KCSO Contracts intranet site).
 - The form shall be completed and submitted to the Division Commander via chain of command.
 - The Division Commander shall forward the form to the Contracts Unit with a recommendation to approve or deny.
 - If approved, the Contracting Unit will assist in developing any contract related agreements.
 - For any grant related requests/agreements, the Contracts Unit will forward the intake form to and/or collaborate with the Grants Coordinator in the development of any related contracts.
- In the event of a failure to follow this procedure by a member(s), the member's Division Commander will be notified immediately after the Contracts Unit becomes aware of the situation.

3. PURCHASING and LEASE AGREEMENTS

- a. To purchase of equipment, products, or services, the requesting party shall submit a detailed memorandum (e.g. specifications, requests for proposal, etc.) via the chain of command to the Department's Chief Financial Officer.
- b. To trade or use equipment, products, services or facilities, the requesting party shall submit a detailed memorandum (e.g. specifications, requests for proposal, etc.) via the chain of command to the Contracting Unit for review and further processing.
- c. To lease of equipment, products, or facilities, the requesting party shall submit a detailed memorandum (e.g. specifications, requests for proposal, etc.) via the chain of command to the Department's Chief Financial Officer.

4. AGREEMENTS FOR PURCHASE, LEASE, TRADE OR USE OF TECHNOLOGY EQUIPMENT AND/OR SOFTWARE

- The requesting party shall submit a detailed memorandum (e.g. specifications, requests for proposal, etc.) via the chain of command to the Technology Manager.

5. INTERAGENCY OR INTRA-AGENCY AGREEMENTS

- a. Contracts for sharing or trading law enforcement services in exchange for like services or for monetary reimbursement.
 - An Inter-local Agreement (ILA) is a contract between two public agencies (e.g., between the King County Sheriff's Office and another law enforcement agency.) The County Executive's signature, in addition to the Sheriff's signature is necessary to execute and ILA.
 - A Memorandum of Understanding (MOU) is a contract between King County agencies. The Sheriff's signature may be sufficient to execute an MOU. The King County Prosecutor's Office will determine whether the Executive's signature also is needed.
- b. Members who want the Sheriff's Office to enter into an ILA or MOU shall submit a report to the appropriate Division Commander via the chain of command.
- c. Upon approval by the Division Commander, the requesting party shall submit the proposal or draft agreement to the Contracting Unit for review.
- d. The requesting party shall draft a transmittal letter detailing the benefits of the proposed agreement and submit it with the draft to the Contracting Unit.
- e. Any member who encounters a document that purports to bind King County into a contract should forward it directly to the Contracting Unit.

- f. Members shall not operate under the terms of a contract until that contract has been approved and signed in accordance with these procedures, except with the written permission of the Division Commander.

1.00.015

CLAIMS AGAINST COUNTY: 07/16

When a citizen wishes to file a claim against the county:

1. Department members should advise the citizen that a "Claim for Damages" form is available at all Precincts, Communications Center, Records Unit and the office of the Legal Advisor.
2. Deputies may give citizens a claim information card from Risk Management that informs citizens how they may file a claim.
3. Deputies and other members should advise citizens that Risk Management is the only entity with authority to settle claims or lawsuits and that the member is not in a position to promise that county will admit liability or settle their claim.
 - The above procedures shall not apply to vehicular damage resulting from a collision. (Refer to GOM 9.02.025 if a vehicular collision is involved.)

1.00.020

CIVIL ACTIONS BROUGHT BY DEPARTMENT MEMBERS: 06/92

Department members shall not bring a civil action for damages sustained on duty without first reporting the case in writing to the Sheriff via chain of command.

1.00.025

CIVIL ACTIONS INVOLVING DEPARTMENT MEMBERS: 06/92

Department members shall not involve themselves in any civil action arising from official conduct or knowledge except by due process of law.

1. Department members served with a civil summons, subpoena, or complaint relating to official conduct shall **immediately** complete a report detailing the date and time of service, place of service, and the name of the person who was served.
 - Immediately forward the report and the summons, subpoena, or complaint to the Legal Advisor via the chain of command.
2. Department members shall immediately secure and maintain any information or evidence related to the civil action.
3. Department members shall not discuss or release any information to anyone regarding the civil action unless approved by the department's attorneys.

1.00.030

SERVICE OF SUBPOENAS AT DEPARTMENT FACILITIES: 03/99

Occasionally private process servers will attempt to serve deputies at department facilities. Department members should advise private process servers that:

1. They are not authorized to accept service for a deputy if personal service is required.
 - A department member who is present at the work location should make themselves available for service.

- Department members should not avoid service.
 - A deputy shall not be brought in from the field to accept service of a subpoena from a private process server.
2. They should contact the Civil Process Unit if the deputy is not present.

1.00.035

EXTRAORDINARY WRITS: 06/92

1. When an extraordinary writ (habeas-corpus, mandamus, etc.) is served upon the Sheriff, it shall immediately be forwarded to the Legal Advisor.
2. The Legal Advisor shall maintain a file of all writs served upon the Sheriff or upon department members.

1.00.040

REQUESTS FOR MAINTENANCE AND REPAIRS: 06/92

Department members shall call the Budget and Accounting Section for any repairs and maintenance to department operated buildings and equipment.

1.00.045

PUBLIC INQUIRIES, COMPLAINTS AND REQUESTS: 04/02

Department members, being consistent with the department's mission, vision, goals and core values, shall respond to public inquiries, complaints and requests promptly and courteously.

1. When receiving public inquiries, complaints and requests, department members shall:
 - Answer or address all inquiries, complaints and requests: or if unable to answer, refer to citizen to the appropriate person or unit (i.e., Crime Prevention, IIU, Media Relations Officer, etc.).
2. When receiving informal citizen complaints or concerns via email, department members should contact the citizen by telephone to answer the complaint or concern.
 - A response may be made by email if the citizen requests an email response or the citizen cannot be contacted by telephone.

1.00.050

GRANTS, GRANT SUBMISSIONS: 07/09

1. Any department member pursuing grant funding must inform the Department's Grant Administrator.
 - The grant administrator position located in the Budget and Accounting Section and is the department's authorized representative to submit grants to the appropriate funding source.
2. Prior to submission, all grants must have the sponsorship and approval of a Division Commander.
 - Refer to section 1.00.010 "Agreements," for additional information about the contracts/grant review process, including requirement to complete an intake form prior to submission of a grant application.

3. The department member pursuing the grant will be responsible for managing the grant.
 - a. Grant management includes record keeping and maintaining relevant information in an organized manner.
 - b. Purchases of any equipment through a grant awarded to the department shall be acquired through the department's procurement process in the Budget and Accounting Section.
 - c. Grant recipients shall not make purchases on their own, but instead, forward a request for a purchase through the chain of command to the Budget and Accounting Section.
4. Every grant mandates financial reporting and the grant manager is responsible for assisting the department's fiscal manger with financial reporting as appropriate.
 - Final reporting responsibility is vested with the Department's Financial Officer.
5. The department's intranet site (<http://training/Home.aspx>) will serve as an additional resource in the grant process.
6. Grants obtained on behalf of contracting entities may obligate the department to the same rules and regulations of the contracting entity. For this reason, the grant administrator shall be informed of any grant applications submitted on behalf of contract entities. This includes, at a minimum, providing a copy of the grant application to the Department's Grant Administrator.

1.00.055

COLLECTIVE BARGAINING: 05/08

Although the King County Executive is responsible for negotiating labor contracts, the labor contracts govern the working conditions of bargaining unit members while they are employed by the King County Sheriff's Office. The Sheriff's Office is committed to participate in "good faith" when involved in the bargaining process.

1. The Sheriff's Office recognizes the labor organizations recognized by King County as the legal representatives of bargaining unit members under RCW 41.56.
2. The Sheriff is responsible for appointing members to the King County bargaining team to participate in the collective bargaining process when King County is engaged in collective bargaining with labor organizations that represent KCSO members.
3. The Sheriff's Office will abide by the negotiated labor agreement that has been signed by the King County Council and ratified by the bargaining unit. The Sheriff will:
 - a. Obtain a copy of the negotiated labor agreement.
 - b. Ensure that all policies and procedures are reviewed and amended to coincide with the terms of the labor agreement.
 - c. Disseminate information relative to the new labor agreement to the command staff and supervisors of the bargaining unit members.

1.00.060

SHERIFF'S OFFICE BUDGET: 10/17

The Sheriff has the ultimate authority to create, administer and control the Sheriff's Office budget. It is the policy of the Sheriff's Office to conform to the budgetary controls as established by the County Executive and the County Council.

1. Budget Preparation.
 - a. The County Office of Performance, Strategy and Budget develops a budget calendar, which outlines scheduled activities, types and use of forms, and instructions for preparing new budgets.
 - b. The Sheriff's Office Chief Financial Officer (CFO) shall publish and disseminate a Budget Preparation Schedule in order to meet the County Office of Performance, Strategy and Budget published schedule.

- c. Each Division Commander is responsible for the preparation of their respective division budgets and in collaboration with other Division Commanders and the Undersheriff, will develop the Sheriff's Office budget.
 - d. The CFO shall prepare spreadsheets and comparative analysis tools to assist in the budget process.
 - e. The CFO, with the Sheriff's approval, submits the Sheriff's Office Budget to the County Finance Department as required.
2. Budget Administration
 - a. Administration of the budget is the responsibility of the Sheriff and Undersheriff.
 - b. The CFO shall perform the administration of the budget on a daily basis.
 - c. Each Division Commander is responsible for the proper administration, control, and expenditures of his/her respective division budgets.

1.00.065

SERVICE DELIVERY REPORT: 09/10

The Service Delivery Report (SDR) is used for reporting specialty services provided to cities or agencies who are not contracted for that service. It is not necessary to complete this form if a city is contracting with the Sheriff's Office to provide the service. Whenever in doubt, complete the Service Delivery Report.

1. SERVICE DELIVERY REPORT FORM INSTRUCTIONS.
 - a. The SDR shall be completed by the on scene supervisor.
 - b. All fields are self explanatory and shall be completed as appropriate.
2. JUSTIFICATION FOR SERVICES PROVIDED.
 - a. Provide enough information in the narrative to explain the use of resources.
 - It may be necessary to refer to the report to explain why certain resources were used.
 - b. Ongoing investigations such as MARR, DEU or homicides may be billed when work is completed.
 - If a case will overlap into the following year, an SDR shall be completed for all work completed in the prior calendar year.
 - c. Indicate if the city preauthorized the use of services.
 - d. Attach a printout of the CAD entry to the form.
3. PERSONNEL UTILIZED.
 - a. List the names, unit assignments, indicate hours expended, and total hours of the personnel utilized during the incident.
 - "On Duty Hours" will reflect the number of hours expended if already on duty.
 - Hours will reflect from time dispatched to time cleared.
 - "Off Duty Hours" will reflect time of a shift extension or if called out from home (portal-to-portal, etc.).
4. OTHER EQUIPMENT USED.
 - a. List supplies and equipment used for the call out that are significant and not normally associated with the service.

5. REVIEW & SIGNATURES.

- a. Report Prepared By: Signed by the supervisor completing the report.
- b. Unit Commander/Designee: Signed by the captain reviewing the report.
- c. Contract City Chief: As required.

6. DISTRIBUTION OF THE SERVICE DELIVERY REPORT.

- a. The original SDR shall be signed by all required parties and forwarded to the Contracts Unit within seven (7) business days of the event.
- b. If the service requires follow-up investigation, the report shall be forwarded within seven (7) business days of the completed investigation.
- c. If the service was provided to a contract city paying for the service on a call out basis a copy of the SDR shall be forwarded to the contract city chief or liaison within one (1) business day or as soon as possible

- The Contracts Unit can assist in determining whether or not an SDR is billable.

7. EXAMPLES.

EXAMPLE 1

In most cases, a patrol response will only be mutual aid. An exception would be an event such as a parade. In this case a contract city, as well as a non-contract city, would pay for the overtime incurred by officers working the event.

EXAMPLE 2

Another agency calls for canine. The unit arrives and deploys the dog. A service delivery report would be completed reflecting the time the dog was deployed.

EXAMPLE 3

The Marine Unit responds to a call to remove a hazardous log causing damage to a private dock. The event is within the city limits of a non-contract city.

EXAMPLE 4

The Marine Unit conducts a search and rescue mission for a missing swimmer. When the Sheriff's Office command staff determines that reasonable search and rescue services have been rendered and plans to cease search activities, but the city is requesting to continue the search, the Sheriff's Office will charge for the additional services rendered, but not for the initial search and rescue.

1.01.000 WRITTEN DIRECTIVES SYSTEM

1.01.005

POLICY STATEMENT: 05/09

It is the policy of the Sheriff's Office to have a formal written directives system using a standardized format. Department manuals will be written in an outline format using Arial text. This system provides department members with expectations and constraints relating to policy, job performance or conduct. Department members shall read and be held accountable for orders or information published in the written directives system.

1.01.010

WRITTEN DIRECTIVES, ACCESS TO: 07/08

Department members shall have twenty four (24) hour access to current written directives that affect them.

1.01.015

DEPARTMENT MANUALS: 06/17

There are three (3) types of department manuals:

1. General Orders Manual.
 - a. The General Orders Manual shall be published and maintained by the Inspectional Services Unit and shall be issued in electronic form to all department members.
 - b. Acknowledgement, indicating receipt and review of the General Orders Manual and updates to new policies, will be done electronically by department members.
 - c. A printed version of the General Orders Manual may be maintained at all major work sites of the Sheriff's Office.
2. Standard Operating Procedures (SOP) Manuals.
 - Standard Operating Procedures Manuals shall be published by a Division, Section or Unit and available to all members within the affected Division, Section or Unit.
3. Patrol Training Manual.
 - The Patrol Training Manual shall be published by the Patrol Training Unit and available to Police Training Officers and Student-Deputies.

1.01.020

PRIMARY WRITTEN DIRECTIVES: 03/13

1. **General Order:**
 - a. A permanent written directive that is a general statement of either department policy or procedure.
 - b. Issued with the approval of the Sheriff.
 - c. Distributed by the Inspectional Services Unit.

2. Standard Operating Procedure (SOP):

- a. A permanent written directive that outlines Division, Section, or Unit procedures for specific tasks.
- b. Issued with the approval of the Division Commander.
- c. Distributed by the affected Division.

3. Special Order:

- a. A temporary written directive that affects either department policy or procedure regarding a specific circumstance.
 - Special Orders are valid for ninety (90) days and must be converted to a permanent written directive to maintain validity.
- b. Issued with approval of the Sheriff.
- c. Distributed by the Inspectional Services Unit.

1.01.025

SECONDARY WRITTEN DIRECTIVES: 08/18**1. Memorandum:**

- a. A written directive containing departmental information not requiring a formal order.
 - Primary written directives shall not be incorporated into a memorandum.
- b. The Memorandum (KCSO Form #A-118) shall be used.
- c. Issued at any level of command.

2. Personnel Order:

- a. A written directive stating either the assignment or status of department members.
 - All Personnel Orders shall be identified chronologically by year and Personnel Order number (i.e., Personnel Order #90-500).
- b. Issued by the Sheriff via the Personnel Section.
 - Intra-Divisional transfers may be requested by a Division Commander.

3. General Information Bulletin (GIB):

- a. The General Information Bulletin (GIB) is a periodic bulletin that allows the KCSO to share department-related information with members in a timely manner.
 - Primary written directives shall not be incorporated into a GIB.
- b. Publication and distribution shall be arranged by the Sheriff's Administration at the direction of the Undersheriff.
 - All GIB publications shall be identified by year and bulletin number in chronological order (i.e., GIB #02-001).
 - All GIB notices shall be identified by year and notice number in chronological order (i.e., Notice #02-046).
 - Electronic copies shall be retained on the Sheriff's Office Employee Web for at least five (5) years.

- c. Guidelines for GIB announcements:
- Submissions shall be in complete sentences and use proper grammar.
 - Submissions shall be approved by a Precinct/Section Commander.
 - Approved announcements should be sent via email to the GIB, KCDPS mailbox and should be delivered to the mailbox a minimum of two days prior to the desired publication date.
 - Announcements should include the title and name of current employees.
 - All submissions shall adhere to the King County email and ethics rules, including but not limited to:
 - The GIB shall not be used to advertise for commercial profit or personal profit or convenience.
 - The GIB shall not be used to actively solicit for charitable donations.
 - The GIB shall not be used to facilitate any secondary private employment.
 - Training opportunities must be approved by King County, the KCSO, or another law enforcement agency including the WSCJTC, to be posted in the GIB.
 - Private training opportunities, including those hosted by other agencies, will not be posted unless approved by a Division Commander.
 - Requests for sick leave or vacation donations shall:
 - Be submitted by the requesting department member directly to the Disability Coordinator on a GIB Request for Leave Donations form (KCSO Form #A-162).
 - Be posted no more than once every six months for the same department member.
 - Not be posted until the member has less than 80 hours of paid leave.
 - Not divulge private medical information
 - Announcements regarding transfer opportunities shall include a minimum of two weeks for employees to submit transfer requests.
 - Announcements regarding King County Sheriff Office employment opportunities may be published.
 - Announcements detailing ceremonial parties for current members may be published.
 - Announcements regarding the deaths of former members may be published.
 - Information regarding the death of current members shall be sent by the Office of the Sheriff.
- d. The following are not appropriate for the GIB, and will not be published:
- Personal notices, including but not limited to, births, weddings, birthdays, anniversaries, graduations, yard sales, surgeries or other health issues, etc.
 - Notices announcing an employee's participation in an event that is intended to secure donations.
 - Opportunities for social gatherings, athletic events, etc. will not be published.
 - Law enforcement gatherings such as the Police Memorial Ball and WSCJTC functions may be published with the approval of a Division Commander

1.01.030

PRIMARY WRITTEN DIRECTIVE PREPARATION AND CONCURRENCE: 03/17

1. Department members are encouraged to submit suggested changes, additions or deletions to the department manuals.
2. Suggested changes and supporting documentation should be made on a Memorandum (KCSO Form #A-118) or via email to the Manual Revision Unit, ManRev@kingcounty.gov and cc'ing their chain of command.
3. The suggester's chain of command may review the proposal and incorporate appropriate suggestions.
4. The Inspectional Services Unit (ISU) shall:
 - a. Review all proposals and other information relating to the General Orders Manual.
 - b. Ensure proposals do not conflict with existing policy or procedures.
 - Proposals containing apparent conflict(s) shall be returned to the Division Commander for additional information.
 - c. Ensure proposals conform to written directive formats.
 - d. Circulate draft proposals via email to those on the concurrence list.
 - The concurrence process will include captains/managers and above.
 - e. Make the necessary suggested changes from the concurrence process, if any, to the written directive and deliver the policy to the affected Division Commander(s) for approval/disapproval of the suggested changes.
 - f. Receive the policy back from the affected Division Commander(s) note all suggested changes.
 - g. Obtain approval of the policy by the Sheriff.
5. Department members receiving Administrative Concurrence emails shall review the draft proposal and make any suggestions by the date indicated.
6. The Sheriff shall have the final decision on written directive proposals.
7. If the draft proposal is approved ISU shall:
 - a. Ensure the new written directive is placed into all versions of the General Orders Manual.
 - b. Notify the proposer of the policy and inform them of the approval and any changes were made.
8. If the draft proposal is disapproved ISU shall prepare and distribute a disapproval notification to those who participated in the draft proposal, briefly describing the reason for disapproval.

1.01.035

WRITTEN DIRECTIVE REVIEW: 07/08

1. Primary written directives shall be reviewed once a year.
2. The ISU shall coordinate this review to determine if the written directive(s) should be:
 - a. Canceled.
 - b. Revised or updated.
 - c. Incorporated with another written directive.
 - d. Continued.

1.01.040

RETENTION: 09/16

1. Historical copies of the Sheriff's Office General Orders Manual will be kept in an electronic form by the Inspectional Services Unit.
2. When the historical copies are no longer needed by the Sheriff's Office, the copies will be transferred to the Washington State Archives for permanent retention.

1.02.000 DEPARTMENT CORRESPONDENCE AND PUBLICATIONS

1.02.005

DEPARTMENT CORRESPONDENCE, GENERAL RULES: 01/11

1. Only the Sheriff, Undersheriff or Division Commanders may initiate or authorize subordinate supervisors to issue correspondence in matters under their respective command.
 - At their discretion, these individuals may authorize precinct commanders to authorize correspondence.
2. The Sheriff, Undersheriff, Division Commanders, and authorized supervisors shall sign their own names and titles.
3. Department correspondence shall be limited to official department business.

1.02.010

DEPARTMENT CORRESPONDENCE, FORMAT: 04/02

1. Department correspondence shall be printed on official letterhead, and the addressee shall receive the original.
2. Correspondence shall be typed single-spaced, left block format, in either Times New Roman (11 point) or Arial (10 or 11 point) typeface.
 - a. Font size shall be consistent through the letter.
 - b. The writer may use bold or italic type to indicate emphasis.
3. Typists shall leave one line between paragraphs.
4. If headers are used in the body of the correspondence, they shall be in Title Case (upper/lower) and bold face, in the same type size and font as the other text.
5. Use the letter format for letters to individuals/groups outside of King County government (See sample).
6. Use the memorandum format for memoranda to individuals/groups within King County government, but outside of the KCSO (See samples).

1.02.015

INTERNAL PRINTED COMMUNICATIONS, FLOW OF: 04/02

1. Printed communications include memoranda and officer's reports.
2. All memoranda or officer's reports from any person shall be addressed to the appropriate person with whom the writer wishes to communicate and forwarded via the chain of command. Authors should use the internal memorandum format shown below (See sample).
3. Original memoranda shall be printed on green paper, and copies shall be printed on white paper. Memoranda should be typed in left block form, using 10 or 11 point Arial type (See sample).
4. Each supervisor in the chain of command may make appropriate comments regarding the substance of the communication. Each supervisor will sign or initial the memo before forwarding it.
5. The writer may send a copy of the communication directly to the ultimate addressee, but remains responsible for sending the original document via the proper chain of command.
6. The ultimate addressee of any official communication shall respond in writing to the person who initiated the communication, if appropriate.
7. The ultimate addressee of any official communication is responsible for ensuring that the original document, including reviewers' comments, is properly filed.

Department Correspondence: Letter Format:

**King County
Sheriff's Office**

Mitzi G. Johanknecht, *Sheriff*
King County Courthouse
516 Third Avenue, w-116
Seattle, WA 98104-2312

Date

Name

Address

City, State, Zip Code (Abbreviate the state (such as WA for Washington), but nothing else.)

RE: Subject Line (upper/lower case, and underlined)

Greeting:

Spacing between the date, address, subject line, and greeting may be adjusted, but should be no less than one blank line. The same "rule of thumb" applies to the enclosure and cc lines.

Use block form, and adjust the margins so that the left side of the copy aligns with the preprinted return address block. When a letter involves two or more pages, always type the name of the addressee, the date, and the page number at the top of the page, to the left; triple space and continue with the letter. You may put that information in a header, if using Microsoft Word. Subsequent pages shall be typed on plain white bond paper.

After the narrative of the letter, drop two spaces and type the closing. Drop three spaces, type the sender's name, drop one (1) line and type his/her title in upper/lower case.

Reference Initials

Drop two (2) spaces for the reference initials. Always type the initials of the author (if other than the person signing, type the signer's initials first) and the initials of the typist: MGJ:kj; MGJ:JJN:kj.

Drop two (2) spaces to indicate enclosures, if appropriate. When copies are to be sent to other persons, their names should be listed two (2) spaces below the initials (or enclosure notation, if any).

Sincerely,

Erin Overbey
Legal Advisor

PS:sec

Enclosure

cc:

Department Correspondence: Memo Format:

**King County
Sheriff's Office**

Mitzi G. Johanknecht, *Sheriff*
King County Courthouse
516 Third Avenue W-116
Seattle, WA 98104-2312

Date

TO: Name, Title

FROM: Name, Title

RE: SUBJECT LINE (underlined and capitalized)

Use block form. When a letter involves two or more pages, always type the name of the addressee, the date, and the page number at the top of the page, to the left; triple space and continue with the letter. You may put that information in a header, if using Microsoft Word. Subsequent pages shall be typed on plain white bond paper.

Reference Initials

Drop two (2) spaces for the reference initials. Always type the initials of the author (if other than the person signing, type the signer's initials first) and the initials of the typist: MGJ:kj; MGJ:JJN:kj.

Drop two (2) spaces to indicate attachments, if appropriate. When copies are to be sent to other persons, their names should be listed two (2) spaces below the initials (or attachment notation, if any).

MGJ:kj

Attachments

cc:

Internal Printed Communications: Memo Format:

**Memorandum (Arial Black, 18 pt.)**

Date

TO: Name, Title

VIA: Chain/Direct/or Name, Title

FROM: Name, Title

RE: SUBJECT LINE (underlined and capitalized)

Spacing between the date, address, and subject line may be adjusted, but should be no less than one blank line. The same "rule of thumb" applies to the attachment and cc lines.

Use block form, and adjust the margins so that the left side of the copy aligns with the preprinted return address block. When a memo involves two or more pages, always type the name of the addressee, the date, and the page number at the top of the page, to the left; triple space and continue with the letter. You may put that information in a header, if using Microsoft Word. Subsequent pages shall be typed on green paper.

Reference Initials

Drop two (2) spaces for the reference initials. Always type the initials of the author (if other than the person signing, type the signer's initials first) and the initials of the typist: MGJ:kj; MGJ:JJN:kj.

Drop two (2) spaces to indicate attachments, if appropriate. When copies are to be sent to other persons, their names should be listed two (2) spaces below the initials (or attachment notation, if any).

MGJ:kj

Attachments

cc:

1.02.020

FAX COMMUNICATIONS: 04/02

1. All fax communications issued from the department shall include a cover sheet with the following elements:
 - a. King County Sheriff's Office Logo at the top of the page.
 - b. The name of the unit or section sending the fax (address and phone number are optional).
 - c. The name, position, phone number, and fax number of the person sending the fax.
 - d. The name, phone number, and fax number of the person receiving the fax.
 - e. Subject line.
 - f. Number of pages in the fax communication.
 - g. Space for a message from the sender to the receiver.
 - h. Other elements may be included, provided that the cover sheet retains a clean and professional appearance.
 - i. Patches and other graphic-intense images should not be used on fax communications.
 - They do not transmit or print well, and use a considerable amount of ink from the receiver's fax machine.

1.02.025

PUBLICATIONS AND NOTICES: 04/02

1. Members wishing to produce a publication or notice with the Sheriff's name or insignia on it shall follow the following procedure.
 - Official publications also include those that are purchased from vendors or other agencies and customized with the KCSO logo.
2. Members wishing to produce a publication or notice for a contract city, using city funds, should contact the Contracting Unit for information about the parts of the process that are applicable.
3. All department publications and notices shall adhere to the King County guidelines regarding accessibility of print materials.
4. Process:
 - a. Receive permission from the unit or section head to produce the document.
 - b. Draft document and do initial design.
 - c. Obtain a tracking form from PMU. Complete the form and send it with your draft to the Legal Unit for liability review.
 - d. Once approved, the Legal Unit shall send the draft to the Contracting Unit for communication review. The review shall include copyright, grammar, design, and accessibility.
 - e. Once approved, the Contracting Unit shall send the draft to the Manual Revision Unit. If the concurrence process is needed, the Manual Revision Unit shall perform the process.
 - f. Once approved, the Manual Revision Unit shall return the document to the original author/sponsor.
 - g. The sponsor should contact PMU for a King County Graphics request form.
 - The sponsor must get a printing estimate from King County Graphics.
 - If the amount is over two thousand five hundred (2,500) dollars, the sponsor must also get estimates from three other vendors.
 - The sponsor has the option of obtaining those estimates for any print job, regardless of cost.
 - The sponsor may initiate this process after the communication review if desired.

- h. The sponsor should send a request memo, copy of the publication, the approved tracking form, and copies of all estimates to Budget & Accounting via the chain of command.
- i. The Budget and Accounting Section will approve or deny the print request.

1.02.030

USE OF DEPARTMENT NAME, LOGO, AND OTHER INSIGNIA: 04/02

1. The official and correct name of the department is the King County Sheriff's Office.
2. All official department publications, including letters, fax cover sheets, and memos, shall include the King County Sheriff's Office name and logo.
3. The logo shall be placed on the first page of all publications, in a size proportionate to the paper size, text, and other graphic elements.
4. On notices and bulletins, authors/designers should strive to place the logo at the top and center of the page.
5. The logo shall not be altered in any way, except proportional scaling, without the documented approval of the Sheriff.
6. Images of the King County Sheriff's Office badge, patch, or other insignia shall not replace the logo in any publication, without documented prior approval of the Sheriff.
7. The King County Sheriff's Office logo may appear **only** in the color schemes represented in Figure A.
8. Green should be a dark green, and printers should use Pantone color 348 or 356. Black should be Pantone process black. Gold should be Pantone 872.

FIGURE A

1.02.035

USE OF LOGO BY OTHER AGENCIES: 04/02

There may be circumstances in which an outside agency or other King County Department wishes to use the logo or other insignia of the King County Sheriff's Office.

1. A Captain must approve such circumstances, unless the agency is a contract city.
 - For contract cities, the city police chief will approve logo use.
2. In such circumstances, every effort should be made to adhere to the policies set forth in this manual.

1.02.040

BUSINESS CARD ORDERING PROCEDURES: 04/18

The department furnishes business cards to its members to ensure uniformity, a professional image and cost effectiveness. Department members are encouraged to use the business card as a means of communicating important information to our business partners and customers. This tool opens the lines of communication and lets the person receiving the card know you wish to provide him or her with information and service in support of our community policing focus.

1. Department members who are in need of business cards shall:
 - a. Obtain a copy of KCSO Form #BC-I from the Forms page on the KCSO Intranet.
 - b. Complete the form, noting that some areas of information are optional.
 - County owned work phones must be listed.
 - c. Submit the form to their supervisor for approval.
 - d. The supervisor will proofread the information and forward it to the PMU supervisor to add to the order.
2. Property Management will place an order when ten (10) requests have been received.
 - a. The orders may be limited to quarterly or semi-annually, as needed.
 - b. Quantities will be ordered in 250 cards per box based on the requester's assignment.
3. Business cards for all contract cities are generated by the individual cities and not subject to this process.

1.03.000 CHAIN OF COMMAND

1.03.005

CHAIN OF COMMAND: 01/09

The Department's Organizational Chart and rank structure shows the span of control and delineates the chain of command within the department. All orders, instructions, reports, and communications shall follow the channels indicated in the organizational chart and structure, except in emergencies or when otherwise authorized by written directive.

1.03.010

SUBDIVISIONS: 01/09

The terminology designating the various subdivisions of the department is as follows:

1. Department: King County Sheriff's Office.
2. Division: The primary subordinate organizational segment of the department.
3. Section: The primary subdivision of a Division.
4. Unit: The secondary subdivision of a Division and the primary subdivision of a Section.
5. Precinct: A primary geographical designator.
6. District: A secondary geographical designator.

1.03.015

ORGANIZATION CHART: 12/19

The Sheriff's Office Organization Chart is accessed at:

http://training/HR/Reports/OrgChart_Staffing.pdf

1.03.020

RANKS: 01/11

Ranks of authority establishing the chain of command within the King County Sheriff's Office shall be followed. The department's command staff and supervisors are accountable for members under their immediate control.

1. SHERIFF

The Sheriff is the Department's Chief Executive, and is elected by the citizens of King County. Upon him/her rests the final responsibility for determining department direction. The Sheriff maintains control and governs the activity through major executives who also act in an advisory capacity in matters of general policy and procedure.

2. UNDERSHERIFF

Appointed by the Sheriff with the consent of the County Council. He/she commands the activities of the Sheriff's Office according to policies prescribed by the Sheriff. It is his/her duty to oversee the internal operations of the department. He/she may prescribe rules of conduct for Sheriff's Office members under his/her command that do not conflict with other Sheriff's Office policy. The Undersheriff is subordinate to the Sheriff.

3. CHIEF

Appointed by the Sheriff with the consent of the County Council. He/she commands the activities of a Division according to policies prescribed by the Sheriff. It is his/her duty to aid, advise and cooperate with the Sheriff in administrative matters and determination of policy. He/she may prescribe rules of conduct for Sheriff's Office members under his/her command that do not conflict with other Sheriff's Office policy. Chiefs are subordinate to the Undersheriff.

4. MAJOR

Appointed by the Sheriff with the consent of the County Council and are subordinate to the rank of Chief.

5. CAPTAIN

Appointed by the Sheriff permanently from a certified eligible list provided by the King County Civil Service Commission and are subordinate to the rank of Major.

6. SERGEANT

Appointed by the Sheriff permanently from a certified list provided by the King County Civil Service Commission and are subordinate to the rank of Captain.

7. MASTER POLICE OFFICER

A non-civil service position appointed by a Master Police Officer Selection Committee bi-annually from an eligibility list meeting the criteria in G.O. 2.11.000 and are subordinate to the rank of Sergeant.

- **Master Police Officer position is not a rank.**

8. DEPUTY

Deputies are appointed by the Sheriff permanently from a certified list provided by the King County Civil Service Commission and are subordinate to the rank of Sergeant.

9. ACTING COMMANDERS

An officer/deputy temporarily acting in the capacity of a superior shall be vested with all the authority and responsibility of the superior.

1.03.025

AUTHORITY/ACCOUNTABILITY: 04/09

Authority to execute the required activities of the Sheriff's Office is delegated by the Sheriff through the command structure to individual members. At every level of the organization, members are given the authority to make decisions necessary for the effective execution of their responsibilities.

1. Each member will be held accountable for their overall performance and the use of this delegated authority in accomplishing the responsibilities of their position.
2. Supervisors will be held accountable for the performance of the members under their immediate supervision. Although supervisors may delegate the actual performance of a given task, supervisors cannot rid themselves of the responsibility or accountability for the accomplishment of the task.
3. While being held accountable, members and supervisors will also be recognized for their success in accomplishing the responsibilities of their position.

1.04.000 FUNCTIONAL STRUCTURE

1.04.005

FUNCTIONAL AND/OR STAFF SUPERVISION AND AUTHORITY: 06/92

The particular authority delegated or granted to ranking officers is not confined to their respective Divisions, but shall include supervision over all department members as may be necessary for efficient administration. Ranking officers should avoid giving direct commands to personnel not assigned to their command unless it is necessary.

1.04.010

SHERIFF'S OFFICE: 08/18

The Sheriff is the Department's Chief Executive.

1. Undersheriff reports directly to the Sheriff
2. Chief of Staff reports directly to the Sheriff.
3. Legal Advisor: Provides legal advice to the Sheriff's Office.
4. Media Relations: Provides information to the press and promotes effective relations between the press, community and the Sheriff's Office: Media Relations reports directly to the Chief of Staff.
5. The Public Disclosure Unit is responsible for handling Public Records Act (PRA) requests made to the Sheriff's Office in accordance with RCW 42.56, Chapter 44-14 WAC and current case law. The Public Disclosure Unit reports directly to the Legal Advisor.

1.04.015

UNDERSHERIFF'S OFFICE: 04/18

The Undersheriff is the Department's Chief Operations Executive and reports directly to the Sheriff.

1. Division Commanders report directly to the Undersheriff.
2. Major of Sound Transit reports directly to the Undersheriff
3. Major of Metro reports directly to the Undersheriff
4. The ARFF Captain reports directly to the Undersheriff.
5. Internal Investigations Unit Commander reports directly to the Undersheriff and is responsible for:
 - a. Investigating department members accused of misconduct.
 - b. Administrative reviews of department vehicles involved in collisions and pursuits.
6. Responsible for day to day operation of the Sheriff's Office, chairing review processes not delegated by policy or direction, and strategic planning and implementation.

1.04.020

PATROL OPERATIONS DIVISION: 04/18

The Patrol Operations Division is commanded by a chief and is responsible for:

1. Providing uniform patrol to unincorporated King County and Contract Cities.
 - a. Majors for the unincorporated precincts report to the Patrol Operations Chief.
 - b. Majors for the contract cities of Burien, SeaTac and Shoreline report to the Patrol Operations Chief.

2. Investigating crimes against property cases and auto thefts within the boundaries of each Precinct.
3. Providing Special Emphasis Teams to investigate and/or provide services to special investigations within the boundaries of each Precinct.
4. Providing School Resource Officers to various schools within the boundaries of each Precinct.
5. Providing deputies to operate Store Front offices within the boundaries of each Precinct.
6. The K-9 Unit which provides dogs for tracking and detection support to patrol and investigative units.
7. Demonstration Management Teams: Staffed by deputies throughout the department and are mobilized during mass demonstrations, civil unrest, etc.
8. The Personal Assistance Team

1.04.025

CRIMINAL INVESTIGATIONS DIVISION: 12/19

The Criminal Investigations Division is commanded by a chief and is responsible for investigations of major crimes within King County and Contract Cities, the Special Operations Section and the Advanced Training Section.

1. The Major Investigations Section is commanded by a captain and is responsible for the following units.
 - a. Major Crimes Unit: Investigates homicides, robberies, kidnappings and missing persons.
 - b. Fire Investigations Unit: Investigates fires in unincorporated King County and Contract Cities.
 - c. Major Accident Response and Reconstruction Unit: Is responsible for investigating serious vehicle collisions resulting in death, the likelihood of death of substantial bodily harm and felony attempts to elude.
 - d. Special Assault Unit: Investigates all sex crimes.
 - e. Domestic Violence Investigations Unit: Investigates crimes of domestic violence.
 - f. Registered Sexual Offender Unit: Investigates all sexual offender violations.
 - g. Regional Criminal Intelligence Group: Works with other area agencies to provide information on gangs and other criminal groups.
 - h. Criminal Warrants Unit: Investigates all felony warrants, is responsible for all extraditions and investigates persons who neglect to pay child support.
 - i. Crime Analysis Unit: Researches and provides various types of information to department units such as major crimes, contracting, etc.
2. The Advanced Training Section is commanded by a captain and is responsible for the following units.
 - a. Advanced Training Unit: Provides advanced training to department members including EVOC and PIT training.
 - b. Range Unit: Responsible for the operations of the department's firearms range and Taser program.
 - c. Police Training Officer Unit: Provides training and manages new commissioned employees from Pre-BLEA through the end of probation, coordinates with the CJTC and KCSO personnel assigned as TAC Officers to the academy.
 - d. Air Support: Provides helicopter support for incidents such as search and rescue, pursuits, etc.
 - e. Search and Rescue: Provides support and expertise to searches of missing persons, lost and/or injured hikers.
 - f. Tow Coordinator: Ensures tow companies are in compliance with state law and local ordinances. Conducts tow hearings for the department.
 - g. MIDD – Mental Illness & Drug Dependency training.
 - h. CIT – Crisis Intervention Training.

3. The Special Operations Section is commanded by a captain and is responsible for support of Patrol Operations Division, Contract Cities and providing specialized needs to unincorporated King County. The Special Operations Section is responsible for the following units and teams.
 - a. Crisis Negotiations Team: Provides deputies who are trained to deal with barricaded persons and hostage situations.
 - b. Bomb Disposal and HazMat Team: Investigates bomb threats, suspicious package/circumstances involving hazardous material, incidents involving explosives and all chemical, biological and radiological agents.
 - c. TAC-30 Unit: Provides teams for all incidents involving the need for special weapons and tactics.
 - d. Marine Unit: Provides police operations, recovery of victims of water mishaps, and dive operations on King County waters.

1.04.030

TECHNICAL SERVICES DIVISION: 03/19

The Technical Services Division is commanded by a chief and is responsible for supporting the Sheriff's Office and provides specialized needs to the department.

1. The Communication Section is commanded by a captain and provides telecommunication between the public and the Sheriff's Office, operates a computer assisted dispatch system and provides data to the department.
 - a. The dispatch center answers 911 calls for service and directs department resources as needed.
 - The center provides ongoing training assigned to the communications section.
2. The Administrative Services Section is commanded by a captain and is responsible for the following units.
 - a. Property Management Unit: Responsible for the management of evidence, the department's quartermaster system and controls the department's vehicle fleet.
 - b. Records and Information Systems include:
 - The Records Unit handles the filing of incident reports, criminal history reports and public disclosure requests.
3. Court Protection Section is commanded by a captain and provides protection to all court buildings within King County.
4. The Automated Fingerprint Identification Section is commanded by a professional manager and is a regional program that serves all agencies in the county and consists of the following units.
 - a. AFIS Administration: Manages the AFIS budget, technology projects and contracts, and overall program operations.
 - b. The Jail ID Unit: Fingerprints, takes mug shots and collects saliva samples from in custody offenders.
 - c. The Tenprint Unit: Verifies fingerprints of individuals arrested, and assists in resolving issues for victims of identity theft.
 - d. The Processing Unit: Responds to property crime scenes to collect latent print evidence.
 - e. The Latent Print Unit: Processes major crime scenes to collect latent print evidence and identify the latent prints to known individuals' fingerprints.
 - f. Technology Support Operations: Coordinates and provides training, helpdesk support, and IT services to AFIS, Livescan and Mobile ID customers.

- g. The Photography Unit, serving only KCSO: Provides digital and film photography, training, and print production for forensic, crime scene and public relations purposes processes photographic images for development, processing, printing and archiving of standard film and digital images for investigative and departmental needs.
- 5. Contract Services Section is commanded by a captain and is responsible for:
 - a. Researching, writing and maintaining contracts with the cities that are contracted for police services.
 - b. Civil Process Unit: Responsible for the civil process in King County including service of civil orders and evictions.
 - c. The Data Unit: Manages teletypes, WACIC/NCIC entries and maintains all King County criminal warrants
- 6. The Budget and Accounting Section is commanded by a professional manager and prepares the annual budget for submission. The section develops and monitors spending control plans for the Sheriff's Office and its multiple lines of business. The section is responsible for payroll for the department, the research, application and management of grants.
- 7. The Information Services Section is commanded by a professional manager and is responsible for the following units.
 - a. Computer Resource Unit: Is responsible for the Sheriff's Office computer servers and the issuance and maintenance of computers and software programs.
 - b. Application and Project Management Support Unit: Provides the application and project management of the Sheriff's Office computer systems.
- 8. The Inspectional Services Unit is responsible for:
 - a. The Manual Revision Unit: Is responsible for policies and procedures and their publication.
 - b. Forms Management.
 - c. The Accreditation process.
 - d. Internal audits and inspections.
- 9. The Human Resource Section is commanded by a professional manager and is responsible for the following units:
 - a. The Human Resource Unit is responsible for the personnel matters of the Sheriff's Office, monitors the hiring process, and monitors members who are on various leaves such as medical, military, etc.
 - b. The Background Unit which conducts comprehensive background investigations on all candidates for employment with the Sheriff's Office.

1.04.035

METRO TRANSIT DIVISION: 04/18

The Metro Transit Division is commanded by a major, who reports to the Undersheriff, and provides police security to Metro Transit buses and facilities throughout King County.

1.04.040

SOUND TRANSIT DIVISION: 04/18

The Sound Transit Division is commanded by a major, who reports to the Undersheriff, and provides police security to Sound Transit heavy and light rail transportation.

1.04.045

AIRCRAFT RESCUE FIRE FIGHTER/POLICE DIVISION: 04/18

The Aircraft Rescue Fire Fighter/Police Division is commanded by a captain, who reports to the Undersheriff, and provides police support, aircraft fire fighting and aircraft rescues at the King County International Airport. ARFF is responsible for:

1. Uniformed law enforcement patrol.
2. Aircraft rescue firefighting.
3. Hazmat responses.
4. EMS responses.
5. FAA airport operations support.

1.04.050

SPECIALIZED ASSIGNMENTS: 03/19

1. The following is a list of the Specialized Assignments in the Sheriff's Office.
 - a. Patrol Operations Division.
 - Special Emphasis Teams.
 - Demonstration Management Teams
 - School Resource Officers.
 - Storefront Officers.
 - K-9 Deputies.
 - Police Training Officers.
 - b. Criminal Investigations Division.
 - Major Accident and Reconstruction Unit.
 - Intelligence Unit.
 - Advanced Training Unit
 - MIDD/CIT
 - Police Training Officer Program
 - Range Unit.
 - Crisis Negotiation Team.
 - Bomb Disposal and HazMat Team.
 - Tac-30 Unit.
 - Air Support Unit.
 - Marine/Dive Unit.
 - Search and Rescue.
 - Tow Coordinator.
 - Honor Guard and Ceremonial.
 - c. Metro Transit Police Division
 - Bicycle Team.
 - Joint Transit Anti-terrorism Team.
 - d. Sound Transit Division
 - Bomb Dog Handler.
 - e. Aircraft and Rescue Fire Fighter/Police Division

2. An annual documented review shall be completed on specialized assignments to include a statement of purpose and the evaluation of the initial need and further need for the specialized assignment.

1.05.000 COMMAND POLICY

1.05.005

ADMINISTRATIVE COMMAND: 02/18

1. In the Sheriff's absence, the administrative command in the King County Sheriff's Office shall be assumed by the Undersheriff and commissioned Division Commanders. The command shall be assumed by the following rotation:
 - a. Undersheriff.
 - b. Chief of the Criminal Investigations Division.
 - c. Chief of the Patrol Operations Division.
 - d. Chief of the Technical Services Division.

1.05.010

TRAINING COMMAND: 04/14

Department members assigned to training classes shall be responsible to the Training Unit's chain of command.

1.05.015

COMMAND DUTY OFFICER (CDO): 06/92

The Command Duty Officer (CDO) shall serve to ensure availability and representation of the command and administrative staff on a twenty four (24) hour basis.

1.05.020

CDO SCHEDULING: 01/11

A schedule shall be maintained of every senior commanding officer from Captain and above, to fill this position on a weekly rotation.

1. The CDO shall remain near King County and be available for contact by either phone, pager, or radio twenty four (24) hours each day during their CDO duty rotation.
2. The duty shall begin at 1600 hours each Monday and run until 1600 hours the following Monday.
3. Compensation for performing CDO duties shall be as defined by the current collective bargaining agreement(s) or the Senior Management compensation current practice(s).
4. The Patrol Operations Commander shall ensure that a Personnel Order designating a duty roster shall be published in the GIB as needed.
5. The CDO duty roster shall be maintained by each commander and the Communications Center.
 - a. Changes and substitutions are allowed by mutual consent.
 - b. Written notification must be made to the Undersheriff, Division Commander, and Communications Center at least two (2) days before any change.

1.05.025

CDO NOTIFICATIONS: 01/11

1. The patrol supervisor shall notify the CDO when any of the following occur:
 - a. Death or serious injury by any means to any deputy.
 - A serious injury is any injury requiring major medical treatment or admittance to a hospital.
 - b. Serious injury or death of a citizen by police action.
 - c. Serious or newsworthy crime or unusual event including specialty unit call-outs.
2. The Communications Center supervisor, if requested by any police supervisor, shall be responsible for CDO notifications if they know of the above listed incidents.
3. The CDO shall ensure that notifications are made as appropriate, which may include the following:
 - a. Sheriff.
 - b. Undersheriff.
 - c. Affected Division Commander.
 - d. Precinct/Section Commander.
 - e. Media Relations Officer.
4. If the CDO cannot be contacted, the Communications Center supervisor shall notify the Division Commander affected by the incident or the Undersheriff.
 - The Communications Center supervisor shall submit a brief report via the Chain of Command to the Undersheriff detailing the incident.

1.05.030

CDO AND PRECINCT COMMANDER RESPONSIBILITIES: 12/16

The CDO shall:

1. Contact the Communications Center before 1600 hours Monday.
 - a. The Communications Center supervisor shall contact the CDO designee, if he/she has not called in by 1600 hours.
 - b. The Communications Center supervisor shall notify the designee's Division Commander or Undersheriff, if the CDO designee cannot be contacted.
2. Conduct pager test with Communications Center supervisor.
3. Ensure correct name appears on roster for CDO duty in Communications Center.
4. Ensure proper notification of all affected command staff and needed specialized personnel or units.
5. Work a late evening shift Monday through Friday with at least four (4) hours coinciding with patrols 4th shift.
6. Upon any major event, the affected Precinct Commander should determine if a CDO personal appearance is required. A major incident is:
 - a. An event resulting in the serious injury or death of department member.
 - b. The serious injury or death of a citizen as a result of a department action.
 - c. A major civil disturbance or demonstration requiring multiple police unit response and action.
 - d. A confirmed hostage or barricaded situation in which multiple specialty units respond and take action.
 - e. A major natural or man-made disaster requiring significant police response in conjunction with other public safety service providers.

7. Upon arrival at the scene, the Precinct Commander, or the Commander's designee, or CDO, shall assess and monitor the incident, be available to answer any questions and:
 - a. Assume responsibility for coordination of the incident, if necessary.
 - b. Ensure that ICS is employed when appropriate.
 - c. Ensure the needed specialized units are notified.
 - Major incidents in which anyone is seriously injured or killed by police activity shall be thoroughly investigated and professionally managed.
 - The scene shall be treated as if it were an unresolved homicide.
 - d. If needed, ensure the Personal Assistance Team is notified.
 - e. If needed, ensure follow-up informational pages are made.
 - f. If the ART Commander is not at the scene, designate an on-scene Captain or above to compel the involved member's statement under GOM 6.01.015 and to coordinate with the ART response team.

8. The Precinct Commander or the Commander's designee shall assume incident command and shall wear the Incident Command vest. The CDO should not assume the role of the IC because of the possibility that another incident may occur requiring their attention. Only as a last option should the CDO assume the IC role.

1.05.035

MUTUAL AID: 04/12

It is the policy of the Sheriff's Office to ensure that a command staff level person is physically sent to the scene of large regional events which require a large number of law enforcement personnel, specific equipment or expertise. The nature of these incidents creates a need for that face-to-face contact and being there to offer support and the right assistance is critical.

- See GOM 11.01.600 for implementing mutual aid.

1.05.040

MAJOR INCIDENT DEBRIEFING (NOT INVOLVING USE OF FORCE OR SERIOUS OFFICER INVOLVED INCIDENTS): 12/16

1. A "major incident" is defined in section .030, but for the purposes of this section, this debriefing does not include use of force or serious officer involved incidents.
2. Within three (3) days following a major incident, the incident commander shall ensure a Major Incident Debriefing has been completed.
3. The department command staff, the incident commander(s) and affected Precinct Commander shall participate in a debriefing of the incident.
 - Supervisors may be included at the discretion of the Precinct Commander.

4. The debriefing shall:
 - a. Include a synopsis of the incident reviewing the department's response and investigation.
 - b. Identify any major issues that arose during the incident.
 - c. Identify any major media issues.
 - d. Determine if the supervision, investigation, and evidence processing were being properly conducted and documented.
 - e. Identify any officer safety, scene management or other issues that need to be addressed immediately for the office in general.

1.05.045

POST MAJOR INCIDENT “LESSONS LEARNED” REVIEW (NOT INVOLVING USE OF FORCE OR SERIOUS OFFICER INVOLVED INCIDENTS): 12/16

1. Within four (4) weeks following a Major Incident the Administrative Review Team was not involved with, the Division Commander who is responsible for the handling of the event, will complete a “Lessons learned” Review. The purpose of this review will be to:
 - a. Determine if there were any lessons that could be learned to improve future responses.
 - b. Determine if there were any training or safety issues that should be incorporated into any phase of training.
2. The review shall include the relevant Division Commanders, the CDO at the time of the incident, the Undersheriff, ART, MRO, Captain and Sergeant of the Unit investigating the incident and any other participants that the Division Commander determines would be beneficial to attend.
3. The Division Commander will be responsible for ensuring that the written overview of this post Major Incident Review is completed within two (2) weeks of the meeting and presented to the Undersheriff for follow up.
4. “Lessons Learned” reviews of use of force and serious officer involved incidents are governed by GOM 6.02.020.

1.05.050

INCREASED FIELD COVERAGE ON WEEKENDS: 06/92

Precinct commanders shall arrange Captain's schedules to provide maximum daily field supervision.

1.06.000 NEWS MEDIA RELATIONS

1.06.005

POLICY STATEMENT: 09/95

It is the policy of this department to have positive news media relations because we depend on community support in the form of trust and confidence. In order to carry out our responsibilities, a responsive and professional approach to the news media is necessary. We intend to provide all appropriate information to the news media as expeditiously and accurately as possible. Department members shall consider the community interest in any task they have been assigned and bring important newsworthy items to the attention of the news media.

1.06.010

DEFINITIONS: 09/95

For the purposes of this policy:

1. **"Media member"** means news reporters and press photographers who hold valid press identification credentials.
2. **"Normally releasable"** means information which shall be released unless there is an articulable reason to withhold.
3. **"Normally not releasable"** means information which shall be withheld unless there is an articulable reason to release.

1.06.015

GENERAL GUIDELINES: 09/08

The Communications Center should be the central dissemination point of incidents likely to be of immediate news media interest when the Media Relations Officer (MRO) is not available.

1. After regular business hours, the Communications Center shall be the primary point of contact for news media members.
 - a. The Communications Center shall provide appropriate releasable information to the news media upon request pursuant to section .025.
 - b. The Communications Center supervisor shall provide the media with the location of a command post or other site where the MRO, Command Duty Officer (CDO) or field supervisor can be contacted.
 - c. The Communications Center supervisor shall update the News-Phone on a regular basis.
 - Includes reporting that nothing newsworthy has occurred.
2. The Communications supervisor shall notify the MRO and the CDO of significant newsworthy events.
3. Department members shall evaluate each incident for media interest and brief the Communications Center supervisor before going off-duty.
4. The following incidents are likely to receive news media inquiries:
 - a. Major crimes.
 - b. Child assaults.
 - c. Serious injury or fatal traffic accidents.
 - d. Significant natural or human caused disasters.
 - e. Search and Rescue operations.
 - f. TAC-30 operations.

5. When the Sheriff's Office is involved with another agency, the agency which has primary jurisdiction shall have the responsibility of releasing information to the news media.

1.06.020

MEDIA RELATIONS OFFICER'S RESPONSIBILITIES: 09/08

The MRO is responsible for:

1. Coordinating effective relations between the department and the media.
 - The MRO is not the only source of news information. Each department member shall evaluate incidents and act pursuant to G.O. 1.06.025
2. Quick, concise and accurate reporting to the media.
3. Preparing and distributing media releases.
4. Arranging media conferences when necessary.
5. Relieving pressure on department members who may be faced with a large volume of inquiries.
6. Coordinating with the Communications Center when preliminary reports of a major event are received.
7. Releasing information to the media using the News-Phone or other automated means when necessary.

1.06.025

RELEASE OF INFORMATION POLICY: 09/08

1. At a reasonable time department members should release all releasable information about an event to the news media upon request.
2. Information normally releasable about a specific incident should include the following:
 - a. The fact that an incident has occurred and the general nature of the event.
 - b. Where the command post or other site where the MRO or field supervisor can be contacted.
 - c. Number and type of department resources used/assigned, (e.g., TAC-30, K-9, Negotiators, etc.) unless it will hinder the investigation.
 - d. That medical aid or the Medical Examiner has been called or is on-scene.
 - e. Any major highway or road blockages.
 - f. Evacuations of any number.
3. Information normally releasable about suspects should include the following:
 - a. The suspect's age, sex, marital status and occupation.
 - b. General details of the alleged offense.
 - c. Circumstances surrounding the arrest including:
 - Time and place.
 - Resistance.
 - Pursuit.
 - Possession of weapons.
 - d. Prior convictions or other information known to be a part of public record with the approval of the MRO or supervisor.

4. Information not normally releasable to the media shall include the following:
 - a. Suspect's name if not charged.
 - b. Information which may allow a suspect to avoid arrest or tamper with evidence, until the suspect is in custody or the evidence is secured.
 - c. Admissions, confessions, or the contents of any statement or alibi relating to a suspect unless the alibi results in the suspect's release.
 - d. Results of investigative procedures such as fingerprints, polygraph examinations, ballistic tests, or laboratory examinations.
 - e. Opinions about victims, witnesses, suspects or the strength of the case or any evidence to be used.
 - f. The home address or home telephone number of any department member.
 - g. The names of deceased persons, until released by the Medical Examiner.
 - h. The names of juveniles, whether victims, witnesses or suspects.
 - i. Prior arrests that did not result in convictions.
 - j. Any information that may reveal the identity of child victim of sexual assault.
5. With limited exceptions, the names of victims and witnesses may be released with the approval of the MRO or a supervisor. The exceptions are:
 - a. If the release would endanger any person's lives, physical safety, or property.
 - b. The victim or witness expresses a desire for non-disclosure.
 - c. Identity of juveniles.
6. Suspect photographs may be released if a significant law enforcement or public interest is served and such releases approved by the MRO pursuant to state law.
7. Statements regarding department policies, philosophy or enforcement procedures shall be made by the Sheriff or his/her designee.
8. Release of information concerning confidential investigations or operations shall only be made by the MRO.
9. Nothing in this section shall be construed as to prohibit department members from exercising their rights to speak to the news media as private individuals.

1.06.030

MEDIA RELATIONS: 09/95

1. Department members should endeavor to give the media the widest possible access to scenes, when such access does not interfere with department operations or endanger media members.
 - Supervisors seeing media arrive shall either designate a media contact or call for the MRO to respond at a reasonable time.
2. Scene perimeters shall be clearly marked, preferably with crime scene tape.
3. Members of the media should be greeted as soon as time permits. They should be informed:
 - a. That a briefing will be provided.
 - b. When and where the briefing will be; and
 - c. Location and type of any hazards or dangers to them.
4. Department members should not interfere with photography so long as the photographer is where he/she has a right to be and that he/she nor the use of the photography equipment, interfere with the operation.
5. Arrested persons may be photographed, but will not be posed by department members.
6. Department members shall direct all parking to areas that will not interfere with the operation.

1.07.000 SHERIFF'S OFFICE GOALS AND OBJECTIVES

1.07.005

POLICY: 01/11

It is the policy of the Sheriff's Office is to dedicate itself to establishing departmental goals and objectives, in an ongoing effort to ensure that the finest police services are provided to meet the demands of the community, to continually update and reevaluate those goals and objectives to ensure direction, unity of purpose and a basis for measuring the progress of the Sheriff's Office and ensuring that all personnel be aware of the departmental and division goals and objectives.

1. With goals and objectives, three broad purposes are served:
 - a. Department members are given direction and unity of performance and can see that their efforts have a direct relationship to accomplishing the specific goals and objectives for the Sheriff's Office.
 - b. Each division and unit can establish their own measurable objectives which contribute to accomplishment of departmental objectives.
 - c. Members of the public are provided with a way to measure the performance of the office.
2. Goals and objectives, once established, must be updated annually.
3. Input must be sought from all members as a means of improving the relevancy and coverage of goals and objectives.
4. Each division shall develop annual written goals and objectives, and periodically report progress made toward their attainment to the Undersheriff.

1.07.010

PROCEDURES: 03/17

In October of each year the Sheriff shall develop a broad vision statement for the Sheriff's Office to be used to establish divisional and department goals and objectives for the coming year.

1. Division Commanders shall establish divisional goals and objectives using the Sheriff's Office vision statement, strategic plan and input from division personnel in preparing goals and objectives. All members will be asked to provide input.
 - Goals and objectives should be both measurable and attainable.
2. Department goals and objectives shall be established by December 15th.
3. The department goals and objectives are published in a department GIB at the beginning of the year.
4. Division Commanders shall compile and submit semi-annual reports to the Undersheriff which state the progress made by that division toward the attainment of the annual goals and objectives.
 - The reports will be made available to all department members.

01.07.015

STRATEGIC PLAN: 08/12

The Sheriff or his/her designee will be responsible for developing and maintaining a strategic plan for the Sheriff's Office. The strategic plan will be submitted to the Sheriff for approval. The strategic plan may differ from annual goals and objectives in that it is a long range plan, usually three to five years.

1. The strategic plan will be developed using information provided by departmental personnel and any resources inside and outside the department deemed necessary in creating and updating the plan.
2. The plan shall include the following at a minimum:
 - a. Long term goals and operational objectives for the Sheriff's Office.
 - b. Anticipated workload and population trends.
 - c. Anticipated personnel levels.
 - d. Anticipated capital improvements and equipment needs.
3. The strategic plan shall be reviewed on an annual basis and revised as needed.

1.08.000 COMMUNITY INVOLVEMENT

1.08.005

POLICY: 05/09

It is the policy of the Sheriff's Office to partner with community stakeholders to address community crime and disorder problems. The Sheriff's Office will involve Community Stakeholders in the process of creating policies that govern their involvement in the community and to strategically respond to public safety issues using a Problem Oriented or Community Oriented Policing strategies whenever possible.

1.08.010

DEFINITIONS: 05/09

Community Stakeholders: Are individuals and organizations that have a vested interest in a safe and healthy community. This includes residents, youth, federal and local government agencies, federal and local law enforcement agencies, non-profit organizations, civic groups, private institutions, social service providers, schools, faith groups, businesses, and others.

Problem-oriented policing (POP): Is a policing strategy that involves the identification and analysis of specific crime and disorder problems, in order to develop effective response strategies in conjunction with ongoing assessments. This strategy places more emphasis on research and analysis as well as crime prevention and the engagement of public and private organizations in the reduction of community problems.

1.08.015

LIAISONS: 05/09

It is the policy of the Sheriff's Office to liaise with existing community organizations and where they do not exist, to assist in establishing them. Examples of methods and/or programs that can be used accomplish this are:

1. School Resource Officer Program.
2. Neighborhood Storefront Officer Program.
3. Citizen Surveys.
4. Membership in Professional Organizations (King County Chief's Association, Washington State Association of Sheriffs and Police Chiefs, etc.)
5. Unincorporated Area Councils.
6. Crime Prevention Officer Program.

1.08.020

CITIZEN INPUT: 05/09

The Sheriff's Office will maintain a method for community members to communicate with various representatives on any Sheriff's Office related topic. Further, any information received will be forwarded to the appropriate division, section, unit, or department member, who will be responsible for responding to the provider of the information. Examples of avenues that can be used to facilitate this policy are:

1. Web Site forms.
2. Broad publication of contact phone numbers for various divisions, sections, and units within the Sheriff's Office with descriptions of their areas of responsibilities.
3. Broad publication of contact email address for various division, section, and unit personnel along with descriptions of their areas of responsibility.
4. Community Forums.

1.08.025

CONTINUED IMPROVEMENT PROCESS: 05/09

It will be the responsibility of all members of the Sheriff's Office to continue to develop its ability to interact in a productive way with Community Stakeholders. This includes, but is not limited to:

1. Striving to improve both internal and external communication.
2. Developing practices and policies that encourage community interaction.
3. Seeking community input on how to improve connection with stakeholders.

1.08.030

PUBLICIZING AGENCY OBJECTIVES, COMMUNITY ISSUES, AND SUCCESSES:
05/09

Through the publishing of annual reports, attendance at community meetings (Unincorporated Area Councils, Public Safety Review Boards, etc.), and through various commercial media, the Sheriff's Office will communicate its goals, efforts, and successes at addressing crime and disorder problems.

1.09.000 ACCREDITATION

1.09.005

ACCREDITATION COMPLIANCE MONITORING: 09/16

It is the responsibility of the Inspectional Services Unit to:

1. Ensure that periodic reports, reviews, and other activities mandated by applicable Washington State Association of Sheriffs and Police Chiefs (WASPC) accreditation standards are accomplished.
2. Maintain an Administrative Reports List of required reports, reviews, and other activities.
3. Monitor and ensure compliance with other accreditation standards.
4. Keep the accreditation files updated with appropriate proofs of compliance.
5. Review and update the General Orders Manual as necessary.
6. Prepare for the Sheriff's Office re-accreditation.

1.09.010

ACCREDITATION MANAGER: 09/16

The accreditation manager shall:

1. Be appointed by the Sheriff.
2. Attend specialized WASPC accreditation manager training within one (1) year of being appointed.

1.10.000 ADMINISTRATIVE REPORTS

1.10.005

POLICY STATEMENT: 12/09

It is the policy of the Sheriff's Office to ensure that Administrative Reports are completed when due. These reports include but are not limited to: "Employee Grievances", "Fiscal Status", Work Load Assessments, IIU Statistical Summary" and "Property Control".

1.10.010

REPORTING: 12/09

1. In order to ensure timely and informative reporting, the department maintains a "Time Sensitive Standards Report". The Standards Report identifies the purpose of, and the frequency required reports.
2. This report is located on the Sheriff's Office intranet page.
3. This report lists:
 - a. The type of administrative reports.
 - b. The frequency of the reports with due dates.
 - c. Who is responsible for completion of each report.
4. Division and Precinct/Section Commanders should refer to this list to ensure proper reporting and distribution.
5. Members shall submit all reports on time to the person/section requiring the report and in accordance department procedures.
6. Members shall not knowingly enter or cause to be entered any inaccurate, false, or misleading information on a report.

1.11.000 VICTIM/WITNESS ASSISTANCE

1.11.005

POLICY STATEMENT: 08/10

The King County Sheriff's Office recognizes the need for victim and witness assistance. In addition to the Sheriff's Office Core Values, department members will treat all victims and witnesses with fairness, compassion and dignity. It is the policy of the Sheriff's Office to work with victims and witnesses using resources including the King County Prosecutor's Office, federal, state, and local resource agencies, and through programs initiated by the Sheriff's Office.

1.11.010

EXPECTATIONS: 08/10

1. During an investigation victims and witnesses may expect to:
 - a. Receive a prompt response to their calls for service, or request for information.
 - b. Be notified of the status of their case.
 - c. Receive notification if there has been an arrest in their case.
 - d. Be notified when their case is cleared, or charges are filed.
 - e. Be notified when property is recovered.
 - f. Receive notification or referrals about services available to victims of violent crimes.
 - g. Receive referrals or assistance in communicating with the Prosecutor's Office.
2. 9-1-1 call receivers will direct victims and witnesses to appropriate work sites for additional information including contact with deputies or detectives responsible for the case.
3. Work site employees will assist victims and witnesses with general questions, referrals, and information.
4. The Sheriff's Office will ensure the confidentiality of records and files of victims and witnesses and their role in case development to the extent consistent with the Washington State Criminal Records Privacy Act.

1.11.015

INITIAL INVESTIGATIONS: 08/10

1. During the initial investigation deputies will:
 - a. Supply victims/witnesses with information about applicable assistance services available to them. Examples include; counseling, medical attention, victim advocacy (including DV. victim advocacy), protection and anti-harassment orders.
 - b. Advise the victim/witness to re-contact the Sheriff's Office via 9-1-1 if the suspect or others threaten or intimidate the victim/witness.
 - c. Supply the victim/witness with the incident number and include what follow up steps might be taken next.
 - d. Provide the victim/witness with phone contact information for follow up investigators, or information for the deputy in cases known to be followed up at the local level.

1.11.020

FOLLOW UP INVESTIGATIONS: 08/10

During the follow up investigation, victims/witnesses may expect the following services from members of the Sheriff's Office:

1. Detectives and deputies can re-contact the victim/witness as often as necessary depending on the severity of the case.
2. All members should explain the general procedures within the criminal justice system to any victim or witness.
 - Victims/witnesses should be made aware of their role in the case and what will be expected of them throughout the process.
3. Investigators are encouraged to schedule follow up procedures like interviews, line ups, and appearances at the convenience of the victim/witness.
4. Investigators should also consider and arrange for transportation in cases difficult for victims/witnesses.
5. Investigators should evaluate the need to take or retain property taken during the investigation to determine if it can be returned to the owner (within legal mandates.)
6. Follow up investigators should assist the victim in obtaining victim advocate services when and where available.
7. When possible, victims/witnesses shall be notified of the arrest of the suspect(s) in their case.

1.11.025

FURTHER VICTIMIZATION: 08/10

The Sheriff's Office will provide appropriate assistance to victims and witnesses who express credible reasons for fearing intimidation or further victimization.

1. When the victim/witness is in the Sheriff's Office jurisdiction, appropriate assistance might range from words of encouragement to protective custody.
2. If the Sheriff's Office becomes aware of extreme danger to a victim/witness, an attempt to contact and alert the victim/witness will be made.
3. When the victim/witness is in another jurisdiction that jurisdiction will be contacted and informed of the situation.
 - The Sheriff's Office will request reasonable precautions and alerts be made or taken by the other jurisdiction.

1.11.030

ANALYSIS OF VICTIM/WITNESS NEEDS AND SERVICES: 08/10

1. The Criminal Investigations Division Commander will be responsible for periodically informing the public and media about the Sheriff's Office victim and witness assistance programs and services.
2. The Criminal Investigations Division Commander is responsible for maintaining liaison with local, state, federal, and non-governmental agencies offering victim and witness assistance services. The purpose of this outreach is to keep up to date on best practices and delivery of services, and to maintain ongoing communications to offer and receive suggestions and support to work more effectively together to better serve victims and witnesses.
3. Division Commanders with follow up responsibilities will ensure their staff is up to date and utilizing best practices regarding communicating with victims and witnesses.

4. The Criminal Investigation Division Commander will conduct an analysis of victim and witness assistance needs and available services at least every three years beginning in 2010. The analysis will include:
 - a. The extent and the types of victimization occurring in the Sheriff's Office service area.
 - b. An inventory of information and service needs of victims and witnesses in general to include violent crime, property crime, and specialty crimes such as domestic violence, sexual assault, abuse and neglect, DUI or traffic crime, gang crime, and drug crime.
 - c. Victim assistance and related community services available within the Sheriff's Office service area.
 - d. Identification of needs and selection of those which can be incorporated into the general policy of the Sheriff's Office.

2.00.000 HUMAN RESOURCES

2.00.005

POLICY STATEMENT: 05/04

It is the Sheriff's Office policy to ensure that equal opportunity is implemented in all personnel related actions. Members have the responsibility to integrate the intent and philosophy of the King County Equal Opportunity Program into daily operations. Personnel practices are governed by RCW 41.14, King County Code 3.12, King County Civil Service Commission Rules, and applicable bargaining agreements. A background investigation shall be completed and notification made by the Human Resource Unit before any person shall be allowed to perform within the Sheriff's Office.

2.00.010

GENERAL DEFINITIONS: 06/92

For purposes of this policy:

"Volunteer" means an approved person willing to devote time to perform unpaid duties of a non-enforcement nature.

"Intern" means an approved college student enrolled in an educational program willing to devote an agreed amount of unpaid time performing duties of a non-enforcement nature.

"Temporary Employee" means a person who is hired temporarily to perform duties of a non-enforcement nature.

2.00.015

EMPLOYEE ELIGIBILITY: 06/92

Position vacancies shall be filled from eligibility lists compiled and certified by the King County Office of Human Resource Management (OHRM). Exceptions:

1. Positions exempt by statute.
2. Provisional appointments made temporarily absent a current eligibility list.
3. Temporary, intern or volunteer hires.

2.00.020

TEMPORARY, INTERN, AND VOLUNTEER CIVILIAN CANDIDATES: 06/92

The Sheriff's Office shall use as needed:

1. Temporary employees.
2. Student interns.
3. Volunteer civilians.

2.00.025

APPLICATION FOR INTERN OR VOLUNTEER CIVILIAN: 06/14

If a Volunteer or Intern is needed:

Requesting Commander shall:

1. Give an application and the appropriate hold harmless agreement to the candidate for completion.
2. Review the completed documents for acceptability.
3. If accepted, forward the candidate's file to the Human Resource Unit for a background investigation.

2.00.030

APPLICATION FOR TEMPORARY EMPLOYEE: 06/14

If a Temporary Employee is needed:

Requesting Commander shall:

1. Submit a written request to Budget and Accounting via the appropriate Division Commander or Undersheriff for approval. The request shall include:
 - a. Duties to be performed.
 - b. Job skills required.
 - c. Estimated length of employment.
2. Interview the candidate referred by the Temporary Agency or Human Resources and if acceptable, forward the applicant's information to Human Resources for a background investigation.
3. Notify Human Resources if the candidate is unacceptable.

Affected Division Commander shall:

1. Review the completed file for approval or disapproval.
2. Notify the Human Resource Unit if the candidate is approved.

Human Resource Unit shall:

1. If the candidate is from an approved Temporary Agency, schedule a polygraph test and a background investigation.
2. If the candidate is not from an approved agency:
 - a. Have the candidate complete an application.
 - b. Refer candidates to the requesting unit's Commander.
 - c. Schedule the top candidate for a polygraph and background investigation.
 - d. Inform the candidate if he/she is not recommended for hire.
3. If the candidate is hired:
 - a. Notify the candidate.
 - b. Notify the requesting commander.
 - c. Establish a date of hire.
 - d. Notify the Payroll Unit via a personnel order.

2.00.035

BACKGROUND INVESTIGATIONS: 06/14

The Background Investigation Unit shall conduct the background investigations of employment candidates.

1. Information obtained in a background investigation shall be divulged on a "need to know" basis only.
2. Copies of any related document about the investigation shall not be made or retained by any individual without approval from the Human Resource Unit Manager.

Background Investigator shall:

1. Review the background investigation questionnaire to decide whether there is an immediate disqualification.
2. Conduct the background investigation and submit the completed file to the affected Commander.
3. If the candidate is acceptable, forward the candidate's file to the polygraph examiner on the date of the exam.

Polygraph Examiner shall:

1. Coordinate polygraph appointments with the background investigators and/or the Human Resource Unit.
2. Administer the polygraph test.
3. Inform the background investigator of the test results.

Affected Commander shall:

1. Review the completed background investigation file and interview the candidate.
2. Notify the Human Resource Unit whether the candidate is acceptable or unacceptable.

Human Resource Unit shall:

1. Coordinate with the polygraph examiner when setting up appointments.
2. Notify the requesting commander of the background investigation results.
3. Offer employment to the top acceptable candidates.
 - Issue a personnel order if the offer is accepted.
4. If the position is accepted, create and maintain a personnel file.
5. Forward letters of rejection to the Professional Standards Division Commander for his/her signature.

2.00.040

DEPUTY ORAL BOARD PANEL: 01/16

The oral board examination is an integral test in establishing the ranked Civil Service lists, so it is important to use experienced and trained raters who can consistently apply the process. The Sheriff's Office Human Resource Unit will establish an Oral Board Panel whose members will conduct lateral and entry-level deputy oral board examinations. Every attempt will be made to have each oral board examination conducted by three (3) commissioned members to assist Civil Service in administering oral board examinations.

1. Each November representatives from the Human Resource Unit, Civil Service and the Chief of Patrol Operations shall make selections from interested applicants.
2. The Oral Board Panel list will consist of eight (8) members (6 panelists and 2 alternates) who are committed to serve and conduct scheduled examinations for a period of one year.
3. These members should include:
 - a. Deputies and sergeants with a minimum of one (1) year with the King County Sheriff's Office.
 - b. Deputies and sergeants with PTO/FTO/MPO experience.
 - c. Members from each major work site, thereby minimizing adverse staffing impacts.
 - Based on availability, membership should include one person from each major work site (Precincts, Special Operations, CID, and Technical Services) if possible.

- The Oral Board Panel members' regularly scheduled work site shall allow the oral board members to attend all regularly scheduled oral boards.
 - Work sites shall adjust the members' shifts whenever possible to minimize fatigue factors and overtime costs.
4. Board members will be given a calendar schedule of the upcoming oral boards at the beginning of their year's commitment.
 5. All Board members shall be available on the scheduled dates.
 - Board members will be required to schedule their vacations, training, and other planned absences around the preset board dates.
 6. If an emergency that prevents the member from participating should arise, the member must contact the Human Resource Unit as soon as possible so an alternative can be scheduled.
 7. Board members who, without prior approval, fail to attend as scheduled will be removed from the board and replaced.

2.00.045

RELEASE OF PERSONNEL INFORMATION: 06/92

Department members shall not release personnel information, orally or otherwise, regarding employee performance or circumstances under which an employee has left the department, unless a signed waiver or court order to release specific information is on file.

- All such inquiries shall be directed to the Human Resource Unit.

2.00.050

SEPARATION: 02/18**Department members shall:**

Upon separation from the department through dismissal, resignation, retirement, or non-military leave of absence, return:

1. All department issued property to the Property Management Unit.
2. All department identification to the Human Resource Unit.
3. All division issued property to the assigned division.
 - Department members shall use the Property Return Verification Form (KCSO Form #P-127) to document the return of property and identification.

Assigned Supervisor shall:

1. Complete a search for unfinished cases.
2. Ensure these unfinished cases are submitted or deleted before member leaves.
3. Turn in all equipment received from a separating member in a timely manner.
 - a. Upon receiving a firearm or Taser notify the PMU Sergeant and Rangemaster by email.
 - Ensure any firearm or Taser is turned over to the Range within five days.

Assigned Commander shall:

1. Notify the Human Resource Unit when informed of a department member (including a volunteer, intern, contractor) leaving the department.
2. Ensure that all department identification and equipment has been returned.

Assigned Division Commander shall:

Upon the death of a department member, attempt to recover all of the member's department property.

Human Resource Unit Shall:

Ensure that deputies retiring for service or to a disability, other than for a mental or stress disability are exempt from the requirement to have a license to carry a firearm, as outlined in RCW 9.41.060 (10).

2.00.055

REINSTATEMENT REQUESTS: 04/18

1. Former employees requesting reinstatement within two (2) years of separation shall, per Civil Service Rule 11.1, submit a written request to the Human Resources Unit addressed to the Sheriff.
2. Within three (3) days after Human Resources receives the letter of request, they shall forward a copy of the request, a Reinstatement Approval Form and the requestor's entire personnel file to the appropriate Worksite Commander, based on the employee's last assignment.
 - The Commander should request input from the requestor's previous supervisor(s) and coworkers regarding their work performance, compatibility and ethics.
3. The Worksite Commander shall make a recommendation on the Reinstatement Approval Form and forward the form to the Division Chief/Major.
4. The Division Chief/Major shall make their recommendation and the completed form shall be forwarded to the Sheriff for final review and approval.
5. **If the request is not approved**, the Human Resources Unit will draft a letter to the requestor, for the Technical Services Division Chief's signature, indicating their request for reinstatement has been denied.
 - This letter will be drafted within three (3) days of receiving the Sheriff's recommendation.
6. **If the request is approved**, Human Resources shall notify King County Human Resources Division/Civil Service to have the person placed on the reinstatement list.
7. Once the person is placed on the reinstatement list, Human Resources will inform the Background Investigations Unit to contact the person and schedule necessary appointments (polygraph, psychological, medical testing) to initiate the background investigation.
8. Once the background investigation is completed, Human Resources will notify the worksite and make arrangements for the employee to start work.

2.00.060

PERSONNEL FILE SECURITY: 01/11

The confidentiality of Personnel files shall not be compromised. File access is only allowed to:

1. Sheriff.
2. Undersheriff.
3. Division Commanders.
4. Legal Advisor.

5. Supervisors on an as needed basis.
6. Human Resource Unit staff.
7. IIU Commander.
8. A member may examine his/her own personnel file under the direct supervision of the Human Resource Unit.
9. A third party who presents a signed waiver from a department member allowing access to that member's personnel file.

2.00.065

PERSONNEL IDENTIFICATION: 01/12

1. Department members shall use their assigned People Soft (PS) numbers on official documents requiring a personnel number.
2. When using your serial number, you only need to refer to the last 5 digits of your PS number.

2.00.070

ATTENDANCE REPORTS: 10/16

Except for sick leave as defined in GOM 2.01.020 all other leaves require preapproval by a supervisor.

2.00.075

ADDRESS OR TELEPHONE NUMBERS: 02/16

Department members shall report any change of address or telephone number in the People Soft system within seventy two (72) hours of the change.

2.00.080

TRANSFERS AND JOB REASSIGNMENTS: 06/92

1. Department members shall comply with the guidelines in their current Collective Bargaining Agreement regarding all transfers and job reassignments.
2. All transfer and reassignment orders shall identify the Division, Section, and Unit to and from which the department member is assigned.

2.00.085

TRANSFER POLICY: 01/19

The purpose of this policy is to establish procedures regarding the application process for openings in specialized units or assignments within the department for commissioned and civilian members. This policy is intended to give equal opportunity and information to all applicants, and ensure feedback is provided to interviewing applicants as a method for improving future potential for success.

1. VACANCY ADVERTISEMENT:
 - a. All openings shall be advertised in the GIB.
 - There shall be fourteen (14) day minimum between the date the notice is issued and the closing date listed on the application announcement.
 - b. The announcement shall include the following information:
 - Open and closing dates.

- Minimum and desired qualifications.
- Job description.
- Responsibilities and job conditions.
- Days off and shift hours.
- The selection process.

2. TRANSFER PROCEDURES:

- a. Members requesting transfer are responsible for completing and submitting, via their chain of command, a transfer request form and any accompanying information to the Captain/Manager advertising the vacancy prior to the closing date.
- b. Candidates must agree to the job responsibilities and working conditions before being considered for filling the vacant position.
- c. In the event the advertising Captain/Manager does not receive a sufficient number of qualified applicants, the Captain/Manager may issue additional announcements for the vacancy.

3. SELECTION PROCESS:

- a. The advertising Captain/Manager is responsible for:
 - Preparing the position vacancy announcement.
 - Accepting applications for transfer.
 - Screening applicants for minimum qualifications.
 - Scheduling candidates for an in-person interview with selection committee.
 - Reviewing the work history of the candidates which may include but not limited to:
 - IIU complaints.
 - Sick leave.
 - Performance evaluations.
 - Providing an alphabetical list of all eligible candidates and the name of the top candidate to the Precinct/Section Commander for their approval.
 - The Precinct/Section Commander is responsible for selecting the candidate to fill the vacancy.
 - Notifying unqualified applicants and candidates that are not selected prior to announcing the results.
 - Preparing transfer orders.
 - Debriefing all unsuccessful candidates upon completion of the process.
- b. The Division Commander or his/her designee is responsible for final approval of the candidate selection.

4. EXCEPTIONS:

- a. Upon written request due to special circumstances, the Undersheriff may approve a waiver of this policy.
- b. Members who want to transfer to another worksite may request a job exchange within a same job class within the department.
 - The requestor shall notify other members of their desire to exchange jobs via the GIB. The employee shall notify his or her supervisor before submitting the GIB notice.
 - Department members who are interested in and qualified for the exchange shall complete a transfer request form and send it to the supervisor of the person seeking the exchange.

- All eligible members interested in the exchange will be required to participate in the interview and selection process.
- Supervisors on both sides of the exchange must approve the exchange for it to become effective.

2.00.090

DUTY HOURS: 06/92

Department members shall work those hours or shifts designated by their Division/Section Commander.

1. When necessary, supervisors may modify the assigned hours with the Division/Section Commander's approval.
2. Compensation for hours worked shall be in accordance with the current Collective Bargaining Agreements.

2.00.095

PUNCTUALITY: 11/99

Department members shall be punctual when reporting for duty at the time and place designated by their supervisors.

1. Whenever possible, the tardy member will call in prior to the start of his/her shift. When it is impossible (e.g., bus or traffic problems) to call prior to the start of the shift, the tardy member will report to the supervisor, or the supervisor's designee, immediately upon arrival at work.
2. It is the tardy member's responsibility to notify the supervisor immediately when he/she arrives at work, unless prior arrangements have been made with the supervisor.

2.00.100

ABSENCE WITHOUT LEAVE (AWOL): 06/14

1. Department members shall comply with the guidelines in current Collective Bargaining Agreements and applicable County Ordinances regarding time off.
2. Except for approved absences or emergencies, department members shall report to work.

2.00.105

INCLEMENT WEATHER POLICY: 04/19

In the event of extreme weather or other emergency travel conditions the following procedures will apply:

1. The CDO, in consultation with the Sheriff, will advise the Communications Center Supervisor what to report on the KCSO Employee Hotline and internet.
 - Employees are encouraged to call the King County Sheriff Employee Hotline at: (206) 296-INFO (4636) or check www.kingcounty.gov/sheriff for updates on the status of KCSO facilities.
2. All employees will notify their supervisors as soon as possible if they are unable to report to work because of extreme weather or other emergency travel conditions.

3. All operations that are staffed on a 24-hour basis, or staffed by commissioned deputies or detectives, are considered essential and, if scheduled, are required to report to work despite emergency conditions or closure of other county operations. This includes:
 - All commissioned officers.
 - Communications Specialist and Supervisors.
 - AFIS Identification Technicians and Tenprint Examiners.
 - Data Specialists.
 - Data Technicians and Supervisors
 - Marshals and Security Screeners whenever the courthouse is open, regardless of whether court is in session.
 - a. All commissioned and essential non-commissioned employees should report to work at the nearest KCSO worksite if unable to report to their regular work location and must notify:
 - Their supervisor as to where they are reporting.
 - The on-duty supervisor at the reporting location for assignment.
4. If county operations close, a special executive proclamation may be issued to grant "non-essential" employees leave with pay.
 - a. Where non-essential operations are closed because of adverse weather conditions, or when non-essential employees authorized to leave the premises because of safety concerns, all non-essential non-commissioned employees who are scheduled to work in that operational area will be paid for their normally scheduled workday.
 - b. The Undersheriff has the authority to release, on paid status, all non-essential employees who work at the courthouse. For all other worksites, commanders must get approval from their Division Chief.
 - c. Supervisors may release staff prior to operation closure; however, employees choosing to leave must use accrued vacation or comp time (hourly employees / FLSA non-exempt) or accrued vacation or executive leave (FLSA exempt employees), or the time will be charged as leave-without-pay for the leave taken.
5. Employees who are scheduled to work but cannot because of adverse weather conditions may use accrued vacation or comp time (hourly employees / FLSA non-exempt) or accrued vacation or executive leave (FLSA exempt employees), or the time will be charged as leave-without-pay for their scheduled work day.
 - Sick time may not be used to cover time loss due to inclement weather.
6. Employees who previously requested and had been approved for time off (e.g., vacation, sick leave, compensatory time, leaves of absence) will have those approved hours deducted from their accruals.
7. Short Term Temporary and part-time employees will only be paid for hours actually worked.

2.00.110

VACATION APPROVAL: 06/92

1. Department members submitting vacation requests before April 1st shall be granted on departmental seniority.
 - Requests submitted after April 1st shall be granted on first come, first serve.
2. Supervisors shall check for conflicting subpoena or court appearance dates before approving any vacation time.
 - If there is a conflict, the supervisor shall not approve the request.

2.00.115

TRANSFERRING VACATION AND SICK HOURS: 09/92

Department members wanting to transfer accrued vacation or sick hours to another department member shall comply with the guidelines in either their Collective Bargaining Agreement or King County Ordinance 3.12.223, if non-represented.

1. Commissioned department members under a Collective Bargaining Agreement transferring **vacation** hours shall:
 - Forward a Shared Leave Vacation Transfer Authorization directly to Payroll.
2. Non-commissioned department members under a Collective Bargaining Agreement transferring **vacation** hours shall:
 - Forward a memorandum to payroll, via chain of command, indicating the number of hours transferred and to whom the hours are being received.
3. Department members under Collective Bargaining Agreements wanting to transfer **sick** hours shall:
 - Forward a Shared Leave/Sick Leave Donation Authorization form to the Payroll Unit, via chain of command, indicating the number of hours transferred and to whom the hours are being transferred.
4. Non-represented department members wanting to transfer either sick or vacation hours shall:
 - Forward the applicable Shared Leave form, either Sick Leave Donation Authorization or Vacation Leave Donation Authorization, to the Payroll Unit, via chain of command, indicating the number of hours transferred and to whom the hours are being transferred.

2.01.000 LEAVES OF ABSENCE

2.01.005

POLICY STATEMENT: 06/06

Leaves of absence available to members may include sick leave, disability leave, military leave, medical leave and unpaid leaves. These leaves may be covered by Family Medical Leave, King County Family Medical Leave, Washington State Family Care Act and by current Collective Bargaining Agreements and other applicable King County Ordinances. It is the policy of the Sheriff's Office that leaves are monitored to stay in compliance with applicable laws, ordinances or bargaining agreements.

2.01.010

DEFINITIONS: 12/14

For the purpose of this policy:

"Disability Coordinator". Is a person in the Human Resource Unit who is responsible for coordinating efforts relative to department members with medical leaves of absence, disabilities, and transitional duties.

"FMLA" means the Family Medical Leave Act which provides members with job protection. Members must have worked 1250 hours in the preceding year to qualify.

"KCFML" means the King County Family and Medical Leave Ordinance which provides members with job protection. Members must have worked 1040 hours in the preceding year to qualify.

"WSFCA" means the Washington State Family Care Act which provides members with job protection. Members must have worked 1250 hours in the preceding year to qualify.

2.01.015

MILITARY LEAVE: 02/15

1. Department members who voluntarily enlist or are drafted to serve in any branch of the military service or belong to any reserve component of the military shall be given a leave of absence for the duration of their enlistment or drill periods.
2. Department members on military leave shall receive normal pay for a period not to exceed twenty-one (21) days during each year beginning October 1st and ending the following September 30th.
 - Such military leave shall be in addition to any other time off covered by the current Collective Bargaining Agreement.
3. Military leave that is scheduled in advance shall receive priority consideration if it conflicts with a vacation request.
4. Department members subject to military leave shall submit an order and/or annual training drill schedule from their military unit and the Uniformed Service Leave Form (USLF), to the Human Resource Unit via chain of command.
 - The USLF and annual training schedule is due to the Disability Coordinator no later than the 31st of October each year.

5. Supervisors who are approving military leave requests should review the actual military order or drill schedule before approving the military leave request.
 - a. The supervisor should contact the Disability Coordinator if there are questions about the dates being requested.
 - b. The Disability Coordinator may contact the requesting deputy's unit commander to verify the training schedule.
6. This Disability Coordinator shall send a copy of the orders and/or drill schedules to the member's Captain and should notify the Captain if any conflicts arise.
7. When a member is required to go on active duty for more than thirty (30) days they will be assigned a Personnel Assistance Team (PAT) member. The PAT member will:
 - a. Along with the Disability Coordinator, be a liaison for the member going on active duty.
 - b. Be responsible for collecting the member's firearms, computer, phone and department vehicle.
8. When the member separates from military service, supporting documentation, (i.e. Discharge Certificate, DD-214, Discharge Orders, etc.) must be forwarded to the Disability Coordinator.
9. Upon returning the member's command staff and the Training Section will ensure any refresher training and weapons qualifications are completed by the member

2.01.020

SICK LEAVE: 04/17

Use of either sick leave or LEOFF-I Disability Leave shall be governed by the current Collective Bargaining Agreements and applicable King County Ordinances.

1. Members who are sick, injured, disabled, or unable to show up for work shall notify their supervisor or an on-duty supervisor of their section or unit as soon as possible.
2. Members shall complete an absence request in Atlas, for all absences, on the first day back to work.
3. Members who become sick or injured while on vacation may request to substitute sick days or disability leave for vacation days.
 - Members should obtain written verification from an attending licensed health care provider stating the number of days/hours of illness.
4. Members using sick leave or disability leave over forty (40) consecutive work hours shall provide a licensed health care provider's verification by the 8th consecutive calendar day of absence.
 - a. If the next day is a Saturday, Sunday, or holiday, the employee shall see a licensed health care provider on or by the next business day.
 - b. Members who fail to submit required written verification on or before the first day of returning to work may not be allowed to return to work until verification is submitted.
 - c. Members failing to comply with this section may be "absent without leave" (AWOL) per GOM 2.00.100.
5. The member's supervisor shall notify the Disability Coordinator if a member is absent for three (3) consecutive work days when related to a single illness/injury.
6. All written verifications shall be given to the member's supervisor and then forwarded to the Disability Coordinator via the chain of command.
 - a. The supervisor may document receipt of the verification, but shall not keep a copy at the worksite.
 - b. The member's Precinct/Section Commander may waive or amend the requirement for written verification at any time.

2.01.025

LEOFF-I MEMBERS: 06/06

The Collective Bargaining Agreement and applicable King County Ordinances shall govern use of LEOFF-I Disability Leave.

1. Members are required to provide a licensed health care provider's verification for absences over one work week, by the 8th consecutive day of absence.
2. On-duty injuries shall be reported by writing an Officer's Report to the Disability Coordinator, fully describing the incident, via the member's supervisor and chain of command within three (3) days of the injury.
3. When an absence due to illness/injury lasts beyond eighty (80) consecutive work hours:
 - a. Members must submit King County LEOFF-I Disability Retirement Board forms to Personnel for approval by the Board, within fifteen (15) calendar days after returning from disability or thirty (30) days after the beginning of the leave, whichever comes first.
 - b. Members shall not be allowed to return to work without written verification from a licensed health care provider stating the employee is medically fit for full duty.
4. Members may substitute disability leave for vacation leave if they become sick or injured while on vacation.

2.01.030

LEOFF-I ILLNESS/INJURY ABSENCE OVER EIGHTY (80) CONSECUTIVE HOURS:

04/17

LEOFF-I deputies absent more than eighty (80) consecutive hours are subject to the following conditions:

1. LEOFF-I deputies on disability leave over eighty (80) hours shall submit a King County LEOFF-I Disability Retirement Board form for approval by the Disability Board.
 - a. The forms are available from the Human Resource Unit.
 - b. LEOFF-I deputies shall complete and submit the form to the Disability Coordinator within fifteen (15) calendar days upon return to duty or thirty (30) calendar days of beginning disability leave, whichever is sooner.
 - c. LEOFF-I deputies, who fail to submit the LEOFF-I disability form within the required period, shall be placed on non pay status until the forms are received and disability leave for that period is approved by the King County LEOFF-I Disability Retirement Board.
 - d. Supervisors shall carry a LEOFF-I deputy on disability leave on the attendance roster until the deputy returns, is transferred, or leaves the department.
2. Disability leave requests not meeting the criteria of the preceding conditions or not approved by the Disability Board shall be considered unapproved leaves of absence even if the absence request had been approved.
 - a. LEOFF-I deputies on unapproved disability leave for which appropriate applications have been submitted shall continue at full pay status until their hours of unapproved disability leave equal the balance in their SLLB account.
 - b. Accrued vacation time may be used.
3. LEOFF-I deputies, who are on a disability leave approved by the Disability Board, shall not be allowed to return to duty without written approval by:
 - a. A Precinct/Section Commander; or
 - b. A licensed health care provider; or
 - c. An authorized physician of the Disability Board who approves provisional returns; or
 - d. The Disability Board.

2.01.035

SICK LEAVE, DOCUMENTING SUSPECTED VIOLATION OF: 04/17

When supervisors have cause to believe there has been an abuse of sick leave, the supervisor may require the member to provide written notification from a licensed health care provider for every absence. After obtaining Precinct/Section Commander approval, supervisors may require members to comply with the requirements documented in the following sample memorandum. Members placed on this requirement will remain so until the Precinct/Section Commander rescinds this requirement in writing. The memorandum shall be reviewed on an annual basis.

MEMORANDUM DOCUMENTING SUSPECTED VIOLATION OF SICK LEAVE: 08/07

Memorandum

Date:**To:****Via:** Chain**From:** [Section/Precinct Commander or Manager]**Re:** **USE OF MEDICAL LEAVE**

Your supervisor(s) have discussed your use of sick leave with you. Effective immediately, when you report yourself ill, unable to perform work, or use sick leave for a qualified family member, you are to obtain written verification from a licensed health care provider for each absence caused by illness, injury or medical appointment.

Immediately upon, or before your return to work, you are to give the health care provider's verification to your supervisor and complete an absence request in Atlas. You may not be allowed to return to work without first submitting the provider's statement. Each time you report yourself ill or absent to care for a qualified family member, you are to follow this directive until it is rescinded in writing.

Members failing to comply with this requirement may be "absent without leave" (AWOL) per GOM 2.00.100, and may be subject to progressive discipline.

For further guidance, please refer to the appropriate General Order Manual Sections and the current Collective Bargaining Agreements regarding use of sick leave.

A copy of this memorandum shall be placed in your permanent personnel file. This memorandum should be reviewed on an annual basis.

I acknowledge receipt of this memorandum on the date indicated below.

(Member's Name)

Date

cc: Member's Personnel file in Human Resource Unit.

2.01.040

MEDICAL LEAVES: 05/16**MEMBER'S RESPONSIBILITIES**

All members (except LEOFF-I) requiring a leave of absence due to illness, disability, injury, pregnancy, and/or family medical situation, shall:

1. Complete the forms contained in the Safety & Claims Packet for duty related injuries, as appropriate.
2. Provide a licensed health care provider's verification when absent over forty (40) work hours by the 8th consecutive calendar day of absence, and complete Family Medical Leave (FMLA) forms issued by the Disability Coordinator.
3. Discuss possible transitional duty with the Disability Coordinator and/or the supervisor when restrictions are imposed and forward restrictions without medical diagnosis, to your supervisor. (See GOM 2.04.015).
4. Ensure Job Analysis and Activity Prescription forms are completed by the licensed health care provider when required.
5. Provide a written release to full duty prior to returning to work after an absence of forty (40) work hours or longer.

SUPERVISOR'S RESPONSIBILITIES

1. Notify the Disability Coordinator if an employee is absent for three (3) consecutive work days. (Consecutive hours or accumulative hours when related to one illness/injury).
2. Forward medical verifications, restrictions, etc. to the Claims Office if related to an on-duty injury with copy to the Disability Coordinator.
3. Consider a transitional duty assignment, in coordination with the Disability Coordinator and the Precinct/Section Commander, if medical restrictions allow. (See GOM 2.04.000).
4. Upon receipt of a licensed health care provider's release, forward the release to the Claims Office and the Disability Coordinator.

DISABILITY COORDINATOR RESPONSIBILITIES

1. Verify eligibility for FMLA or KCFMLA, issue and receive appropriate forms for leaves of absence.
2. Track and monitor members on medical leaves of absence, workers' compensation, transitional duty, and coordinate information with appropriate unit personnel.
3. Answer member/supervisor questions about leaves of absence, sick leave, disability, medical restrictions and transitional duties.
4. Coordinate efforts with Safety & Claims regarding members who have been injured on the job and with Disability Services relative to potential accommodation or job reassignment.
5. Ensure appropriate forms and paperwork are given to members.
6. Notify the appropriate Commander of the member's disability status.

2.01.045

UNPAID LEAVES OF ABSENCE: 06/06

Unpaid leaves of absence are governed by RCW 41.14.160, King County Code 3.12.250 and Collective Bargaining Agreements.

MEDICAL LEAVES

1. Members shall inform their supervisor of their need for the unpaid leave of absence. Medical leaves may be covered by Family Medical Leave (FMLA), King County Family Medical Leave (KCFML), or Pregnancy Disability.
2. Supervisors shall notify the Disability Coordinator when a request for a leave of absence is for medical reasons.

PERSONAL UNPAID LEAVES

1. Members shall inform their supervisor of their need for the unpaid leave of absence.
2. Supervisors shall notify the Precinct/Section Commander when a request for a leave of absence for personal reasons.
3. Precinct/Section Commanders or Managers may grant up to twenty-four (24) hours of unpaid leave of absence for members under their command.
4. Unpaid leave of absence over twenty-four (24) hours may only be granted by the Sheriff.
5. Leaves may not be extended beyond one (1) year without the approval of the King County Director of Human Resources.
 - Failure to return from a leave of absence, without permission by the Sheriff, by the expiration date shall result in automatic termination.

2.01.050

DISABILITY TERMINATIONS: 06/06

When members have been diagnosed with a permanent condition that prevents them from fulfilling the essential functions of their job classification, and/or FMLA/KCFML benefits have been exhausted, they may be terminated from the department for medical, non-disciplinary reasons. Note: KCFML is not offered under these circumstances.

2.01.055

HOLIDAYS FOR RELIGIOUS PURPOSES: 04/17

Members may take up to two (2) unpaid religious holidays per calendar year for “a reason of faith or conscience or an organized activity conducted under the auspices of a religious denomination, church, or religious organization,” unless the member’s absence would impose an undue hardship on the Sheriff’s Office or necessary to maintain public safety.

1. Unused days do not carry over from one year to the next.
 - If a partial day off is taken, it will count as a full day toward your yearly allotment of two (2) days.
2. To request an unpaid holiday for religious purposes, members must provide advance written notice on an absence request in Atlas requesting leave without pay for this purpose.
3. Members choosing to take vacation or other paid time-off instead of an unpaid holiday, shall request the leave through the normal paid time-off approval process

2.02.000 WORK RELATED INJURY, REPORTING OF

2.02.005

DEFINITIONS: 02/15

For the purpose of this policy:

“Disability Coordinator” Is a person in the Human Resource Unit who is responsible for coordinating efforts relative to department members with medical leaves of absence, disabilities, and transitional duties.

2.02.010

MEMBER'S RESPONSIBILITIES: 06/06

1. Department members who become injured/ill while on duty shall immediately notify the nearest available on-duty supervisor. **All injuries/illnesses shall be reported even if medical treatment is not needed.**
 - a. If injuries prevent the person from making personal notification, another person should make the notification as soon as possible.
 - b. If a supervisor is unavailable in the immediate area, the Communications Center Supervisor shall be notified.
2. The reporting person shall remain at the incident scene until released by a supervisor, unless injuries require transport to a medical treatment facility.
3. Members shall complete a Self Insurer Form (SIF-2) if medical treatment is needed when able to do so.
4. Members shall cooperate with King County Safety and Claims and/or the Disability Coordinator as requested and in a timely manner.

2.02.015

COMMUNICATIONS CENTER SUPERVISOR'S RESPONSIBILITIES: 06/92

The Communications Center supervisor shall:

1. Immediately notify the on-duty supervisor responsible for the area where the incident occurred.
2. Exhaust the on-duty chain of command in the specific area before dispatching a supervisor from another unit or section.
3. If necessary, notify the Command Duty Officer per GOM 1.05.025.

2.02.020

SUPERVISOR'S RESPONSIBILITIES: 06/06

The supervisor should whenever possible:

1. Go to the incident scene without delay.
2. Conduct a complete investigation.
 - a. Obtain information from witnesses.
 - b. Document the extent of the injuries.
 - c. Comply with GOM 2.07.000 (Death or Serious Injury Notification), if applicable.

3. Complete the Work Related Injury/Illness Supervisor Report on the day of the incident or the day the supervisor is notified.
4. Forward the **original** to the office of Safety and Claims (Mail Stop AIR-ES-0103).
 - Forward a **copy** to the Personnel Unit Disability Coordinator via the chain of command.
5. Immediately call (24 hours) the office of Safety and Claims and Labor and Industries if any incident results in death or likelihood of death or hospitalization of a member.
 - The Communications Center shall maintain a current phone listing of Safety and Claims and Labor and Industries contacts.

2.02.025

DISABILITY COORDINATOR'S RESPONSIBILITIES: 06/06

The Disability Coordinator shall:

1. Ensure that all appropriate documents are forwarded to the appropriate units or agencies.
2. Monitor the progress of the injured member, coordinate and communicate that progress through the appropriate chain of command.

2.03.000 ON-THE-JOB INJURY/ILLNESS CLAIMS AND BENEFITS

2.03.005

DEFINITIONS: 02/15

For the purpose of this policy:

“Disability Coordinator” Is a person in the Human Resource Unit who is responsible for coordinating efforts relative to department members with medical leaves of absence, disabilities, and transitional duties.

2.03.010

CLAIMS AND BENEFITS PROCEDURE, NON-LEOFF- I: 06/06

Non-LEOFF-I members are covered by the self insurer workers compensation program. Applicable members wishing to file a claim for benefits regarding on-the-job injuries/illnesses shall comply with the following procedures.

1. Members shall report any work related injury/illness.
 - a. An on the job injury/illness shall be reported immediately (preferably to the injured member's immediate supervisor).
 - b. Report all injuries/illnesses even if immediate medical treatment is not needed.
2. The member's supervisor shall:
 - a. Provide the injured/ill member with a Safety and Claims packet.
 - b. Ensure member completes Self Insurer Form (SIF-2) if the member seeks medical treatment.
 - c. Complete the work related injury/illness supervisor's report when a member seeks medical treatment.
 - d. Ensure King County Safety and Workers Compensation has been notified as soon as possible, but no later than the next normal business day.
3. Members should complete the forms in the work related injury/illness packet and submit them by the next business day.
4. Members may choose any licensed health care provider who is qualified and reasonably convenient to treat the condition. A specialist may also be used.
 - a. Members may also select any licensed health care provider outside their medical plan to treat the work related injury/illness.
 - b. A change of physicians may be authorized if there is no progress in health.
 - Before changing licensed health care providers or seeking another opinion, obtain approval from the County claims officer of Safety and Workers Compensation.
5. Members should ensure the licensed health care provider knows the injury/illness is work related but **do not** have the health care provider fill out a State Industrial fund claim form.

6. Members shall work with the King County Safety and Workers Compensation claims officer.
 - a. Immediately notify the assigned claims officer of any changes of address or telephone number.
 - b. Provide any requests for information by Safety and Claims or the Department Disability Coordinator, written or verbal, by the next business day.
 - c. Provide his/her supervisor and King County Safety and Workers Compensation claims officer with a written release for work from the doctor.
 - The release shall certify that time away from work was due to an on-duty injury/illness, the date when the member can come back to full duty, and if there are any restrictions.
 - If there are restrictions, the return to work will be coordinated with the disability Coordinator.

7. All allowable licensed health care provider, hospital, surgical and related treatment costs of any work related injury/illness are paid directly through the King County Safety and Workers Compensation program.
 - a. All medical related billings should be sent to King County Safety and Workers Compensation, P.O. Box 80283, Seattle, WA 98108.
 - b. Generally, there will not be any out-of-pocket expenses.
 - If there are pending benefits, a pharmacy, for example, may request that payment be made at the time your prescription is filled.
 - Obtain a payment receipt and upon claim approval, send the receipt to King County Safety and Workers Compensation for reimbursement.

2.03.015

CLAIMS AND BENEFITS PROCEDURE, LEOFF- I: 02/15

LEOFF-I deputies are covered in full by their personal medical insurance carrier (i.e., Group Health, Pacific Health, or King County Blue Shield) regarding on-the-job injuries/illnesses.

- Any difficulties in billing experienced by LEOFF-I members should be discussed with the LEOFF-I Claims Specialist in the King County Business and Finance Office (MS: CNK-ES-0240).

2.04.000 TRANSITIONAL DUTY ASSIGNMENTS

2.04.005

POLICY: 02/15

It is the policy of the Sheriff's Office to allow members (except LEOFF-1), with medical restrictions that prohibit a member from performing one or more essential functions of his or her "classification", to work in transitional duty assignments in lieu of using sick leave, vacation time or leave without pay. The Sheriff's Office may or may not provide transitional duty assignments but will strive to provide assignments for members who want them. If the injury or illness is duty related and the member is receiving workers compensation benefits, and the Sheriff's Office offers a transitional duty assignment to the member, the member if able must accept the assignment. Transitional duty assignments, if available, may be approved for various lengths of times with a maximum of six (6) months allowed per injury/incident.

2.04.010

DEFINITIONS: 02/15

For the purposes of this policy:

"Disability Coordinator" Is a person in the Human Resource Unit who is responsible for coordinating efforts relative to department members with medical leaves of absence, disabilities, transitional duties.

"Transitional duty" means a short term work assignment for job functions for members who are unable to perform their regular duties due to an illness, injury or disability. Modified duty, alternative duty and limited duty are considered transitional duty. Transitional duty assignments may or may not be available.

"Modified duty" means the short-term elimination of job functions the employee is unable to perform due to temporary medical restrictions.

"Alternative duty" means duties that are not part of the employee's regular body of work.

2.04.015

TRANSITIONAL DUTY ASSIGNMENTS: 02/15

1. If a member is absent from work due to an on-duty illness/injury the Department may require the member to work a transitional duty assignment.
 - a. This requirement **must** be approved by the member's licensed health care provider.
 - b. If the member declines to work transitional duty, the member may forfeit time loss benefits and will need to use their own leave accruals for pay purposes.
2. If a member is absent from work because of an off-duty illness, injury or disability and is eligible to work with medical restrictions, and wants to work in a transitional duty assignment, the member may do so if there is an assignment available.
 - The transitional duty assignment **must** be approved by the member's licensed health care provider.

2.04.020

MEMBER'S RESPONSIBILITIES: 02/15

1. When a member is absent from work due to any illness/injury and is notified by their physician that they are eligible to work a transitional duty assignment. The member must:
 - a. Notify his/her supervisor or Disability Coordinator and inform them of the eligibility to work a transitional duty assignment.
 - b. Provide medical verification by submitting a Transitional Duty Form and an Activity Prescription Form to the Disability Coordinator.
 - The form is to be completed by the member's physician, listing specific restrictions.
 - The written medical verification must show a prognosis of full recovery within a six (6) month period.
 - c. Contact their supervisor and the Disability Coordinator regarding any changes that may affect the transitional duty assignment.

2.04.025

SUPERVISOR'S RESPONSIBILITIES: 02/15

When the supervisor learns that a member will be absent due to a medical condition, the supervisor will:

1. Contact the member to determine the length of absence.
2. If needed, in conjunction with the Disability Coordinator, discuss the possibility of working a transitional duty assignment and the member's desire to work such assignment.
3. Along with the member, complete a Transitional Duty Request Form if a transitional work assignment is available.
 - A Job Analysis Form and/or the Activity Prescription Form and must be approved by the health care provider prior to offering the transitional duty to the affected member.
4. Upon receipt of the completed request form, the supervisor will forward it to the Precinct/Section Commander and confer about the potential transitional duty approval.
5. The Disability Coordinator shall be copied on all documents and communications.

2.04.030

PRECINCT/SECTION COMMANDER'S RESPONSIBILITIES: 06/06

The Precinct/Section Commander will:

1. Review the Transitional Duty form for thoroughness and once approved and signed, forward to the health care provider (recommend sending via fax to expedite process), with return instructions listed on the bottom of the form.
2. Forward a copy to the Disability Coordinator.

2.04.035

DISABILITY COORDINATOR'S RESPONSIBILITIES: 02/15

The Disability Coordinator will:

1. Explore the possibilities of members working transitional duty if the member qualifies.
2. Upon receipt of the Transitional Duty and Activity Prescription Forms:
 - a. Review the forms and to ensure they are complete.
 - b. Verify the member's eligibility to work.
2. Notify the affected member's unit and payroll, via email, once the Transitional Duty form has been approved.
3. Monitor member's time working a transitional duty assignment.
4. Keep the member and the Precinct/Section Commander informed of any necessary modifications or extensions.

2.05.000 ACCOMMODATING MEDICAL RESTRICTIONS

2.05.005

EVALUATION: 05/16

Members with medical or physical restrictions will be evaluated to determine if reasonable accommodations or modifications may be necessary to enable them to continue working in their job capacity and/or perform all the essential functions of their job.

2.05.010

DEFINITIONS: 05/16

For the purposes of this policy

"Disability" Is a sensory, mental, or physical condition that is medically diagnosable or cognizable.

"Disability Coordinator" Is a person in the Human Resource Unit who is responsible for coordinating the interactive process and efforts relative to department members with medical leaves of absence, disabilities, and transitional duties.

"Disability Services" Are formalized programs within the Department of Executive Services and the Transit Division, Department of Transportation that facilitate the provision of disability accommodations in all aspects of employment.

"Essential Function" Is a fundamental job duty.

"Interactive Process" Is the communication between the member in need of accommodation, the Disability Coordinator and any representatives of King County assigned to assist with the accommodation process. During this process the accommodation needs are clarified and possible reasonable accommodation options are reviewed.

"Medical Restrictions" Are limitations of a physical, sensory, or mental nature that are documented by a health care provider.

"Qualified individual with a disability" Is a person with a sensory, mental, or physical condition that is medically diagnosable or cognizable who satisfies the job requirements for educational background, employment experience, skills, licenses, and any other qualification standards that are job related. Such individuals are able to perform all functions that are essential to the job, with or without reasonable accommodation and are able to meet the production and performance standards of the position in which they work.

"Reasonable Accommodation" Is any change in the work environment or in the way things are customarily done that enables an individual with a disability to enjoy equal employment opportunities. Reasonable accommodation may include modifications to the work environment, and/or manner which the job is performed that enable the employee to perform all the essential functions of their position.

2.05.015

RESPONSIBILITIES: 05/16

1. Members who request an accommodation shall contact the department's Disability Coordinator and submit medical documentation from a licensed health care provider outlining the temporary or permanent work-related restrictions, and if known, the accommodation needed.
2. Updated medical information from a licensed health care provider is to be obtained and provided when changes in restrictions render accommodations insufficient or no longer necessary.

3. Members who fail to provide needed medical documentation or participate in the interactive process may forfeit their eligibility for reasonable accommodation.
4. The department's Disability Coordinator may facilitate this process when it appears likely that a reasonable, safe, and effective accommodation can be identified in a timely manner without the Disability Services involvement. Otherwise a referral to Disability Services must be made and Disability Services will partner with the department's Disability Coordinator to facilitate the interactive process.
5. The Sheriff's Office has no obligations to create vacant positions, to offer reassignment to promotional positions, or to waive job qualifications or probation in the disability accommodation process.

2.05.020**PROCEDURES: 05/16**

1. Once a member notifies the department's Disability Coordinator of a need for an accommodation, the next step is the interactive process with the member to identify potential accommodations.
2. The member may be required to provide medical documentation from a licensed health care provider on the nature and extent of the disability as necessary to determine reasonable accommodations.
3. Members may be asked to provide additional information as necessary to assess reasonable accommodations. If the needed information is not provided or is for other reasons deemed insufficient, the Sheriff's Office may, with the approval of the County's Disability Services Program, seek additional medical documentation or a medical evaluation for the individual.
4. When more than one known reasonable accommodation option exists, the Sheriff's Office may select the reasonable accommodation that will be provided.
5. Reasonable accommodations that have been provided may be reviewed as needed.
6. Once it is evident from medical documentation and through the interactive process that the employee will not be able to perform the essential functions of his/her position with or without reasonable accommodation and all obligations to offer and provide leave have been met, the employee will be given a medical separation.

2.05.025**ERGONOMIC EVALUATION: 05/16**

Department members wishing to have an ergonomic evaluation may request one through the King County Disability Services web page.

2.05.030**COMPLAINTS: 05/16**

The Employment and Diversity Services Section of Human Resource Management Division as well as the Office of Civil Rights will be responsible for investigating complaints with regard to medical accommodations and its procedures.

2.06.000 MENTAL HEALTH TREATMENT

2.06.005

EXAMINATION AUTHORIZATION: 01/11

The Sheriff, Undersheriff, Division Commander or Command Duty Officer may refer a member to undergo a psychiatric or psychological examination with a department approved practitioner when there is reasonable suspicions based on clearly articulable facts that a member may be psychologically impaired or troubled to the extent that it casts doubt on his/her duty capability.

2.06.010

INITIAL DUTY RELATED TREATMENT OR COUNSELING: 06/92

1. The department approved mental health practitioner shall be directed to send the bill for the initial duty-related examination to the Budget and Accounting Section.
2. If subsequent treatment or counseling is required, the initial examination expense shall follow the applicable guidelines in GOM 2.06.015, 2.06.020, and 2.06.025.

2.06.015

SUBSEQUENT DUTY RELATED TREATMENT OR COUNSELING, LEOFF- I: 01/11

1. LEOFF-I deputies shall submit all bills to their personal insurance carrier.
2. The King County Benefits Office shall reimburse the LEOFF-I deputy or authorized practitioner for the balance not paid.

2.06.020

SUBSEQUENT DUTY RELATED TREATMENT OR COUNSELING, MEMBERS: 06/06

Title 51, Industrial Insurance Act, may allow King County's Safety and Workers Compensation Program to cover a department member requiring treatment or counseling if:

1. The condition requiring treatment is a direct result of a trauma experienced by the member while on duty; and
2. The condition is reported during the legal time frames; and
3. A licensed psychiatrist (not psychologist), as defined by the Act, determines that the treatment or counseling is required and signs the required claim form.
4. If the affected member believes his/her situation might qualify under the above conditions, the affected member or the person referring the member shall immediately contact the Administrator of Safety and Workers Compensation.

2.06.025

REPORTING BY SUPERVISOR: 06/06

Supervisors shall complete a Work Related Illness/Injury Supervisor Report when a member under the supervisor's command is required to attend duty related mental health treatment.

2.06.030

TREATMENT OR COUNSELING, REPORTING EXPENSES OF: 06/92

1. The Budget and Accounting Section shall be notified as soon as possible, if there is any psychological or psychiatric examination, treatment, or counseling session that could incur expenses against the department.
2. An authorized list of psychiatric and psychological practitioners is available in the Human Resource Unit.

2.06.035

NON-DUTY RELATED TREATMENT OR COUNSELING: 06/06

1. Supervisors may refer members to the King County Employee Assistance Program which provides counseling and referrals for treatment to County employees and their families.
 - Any treatment or counseling records are strictly confidential and not subject to disclosure.
2. If a member is referred by a supervisor, the initial appointment is allowed on department time.
3. Members may also seek the assistance on their own.
4. See EMPLOYEE ASSISTANCE PROGRAM (GOM 2.08.035).

2.07.000 DEATH OR SERIOUS INJURY NOTIFICATION

2.07.005

NOTIFICATION PROCEDURE: 01/11

The following notification procedures shall be carried out if any member dies or has sustained an injury requiring hospitalization (admitted or checked at the Emergency Room).

1. All pertinent information shall be orally communicated to the on-duty Communications Center supervisor by any member having first-hand knowledge of the death or injury.
 - The radio should not be used for this purpose unless no other method of communication is available.
2. The Communications Center supervisor shall make the proper notification to the CDO and the affected Division Commander.
3. The affected Division Commander or CDO shall notify the Undersheriff.
4. The Undersheriff will notify the Sheriff as needed.
5. If the incident occurred **on-duty**, the immediate supervisor of the person who has died or has been seriously injured shall:
 - a. Ensure that the family is notified.
 - It is preferred that another supervisor and a deputy who is a friend of the family make the notification.
 - **Unless there is an extreme circumstance, this notification shall NOT be made by telephone.**
 - The immediate supervisor shall arrange transportation and other aids that the family may need during this period.
 - Contact the Department's Personal Assistance Team (PAT) for assistance (Refer to GOM 2.09.000).
 - b. If a deputy has died follow the guidelines in the Line of Duty Death Manual. The manual can be accessed in the Human Resource section on the Sheriff's Office intranet page at:

\\Kcso\hq\Web\Personnel\Links\KCSO_LODD_PolicyManual_05-05.pdf

2.07.010

ASSISTANCE TO THE FAMILY: 06/06

1. The Division Commander of the affected member shall select a member as a liaison between the department and the family.
2. In the case of death, the Technical Services Division Commander shall select a member to assist the family in completing necessary forms.
3. If a department funeral is requested by the family and approved by the Sheriff, the department funeral shall be coordinated by the Special Operations Section.

2.07.015

DEATH OF RETIRED DEPARTMENT MEMBERS: 06/06

Members receiving information regarding the death of a retired department member may contact the Sheriff's Executive Staff Assistant by telephone during business hours (0800-1630, M-F) or in writing via chain of command.

2.07.020

REQUESTS FOR EMERGENCY NOTIFICATIONS: 04/09

When dispatched, deputies will notify the next-of-kin in the event of a death, imminent death or serious injury of a person. These notifications are “crises” service calls and deputies may take any reasonable action to assist the person being notified. These may include:

1. Transportation.
2. Phone calls.
3. Chaplain services etc.

2.08.000 PERSONNEL ASSISTANCE

2.08.005

POLICY STATEMENT: 10/04

It is the policy of the King County Sheriff that trained Sheriff's Office personnel and licensed mental health professionals are available to assist members involved in a traumatic incident or other duty related personal crisis.

2.08.010

GENERAL DEFINITIONS: 10/07

For the purposes of this and the Personal Assistance Team policy.

"Administrative Leave" means when a member is placed on administrative leave with pay and benefits because of a traumatic incident, or during an investigation involving the member's conduct or his/her ability to perform essential functions of his/her job, and it is determined that circumstances exist that make the immediate removal of the member in the best interests of the member and the Sheriff's Office. Such leave is not a disciplinary action and is not subject to appeal.

"Critical Incident Stress Debriefing" (CISD) means a meeting of only those members, on scene, Emergency Responders, and Communications Center personnel directly involved in a traumatic incident with a mental health professional and assigned PAT members.

"Defusing" means a meeting (within eight (8) – twelve (12) hours of incident) of personnel who are at the scene of a critical incident, allowing the PAT members to provide procedural and health related information and assess the need for additional services (i.e. recommend a CISD as necessary).

"Fitness for Duty Evaluation" means a Sheriff's Office ordered psychological examination with an approved Psychologist to resolve any questions regarding a member's fitness for duty.

"Mental Health Professionals" (MHP) means a licensed professional who holds at least a Masters Degree in a behavioral science such as psychology or clinical social work, with an emphasis on counseling, crisis intervention and traumatic stress education.

"Personal Assistance Team" means a group of trained members who volunteer to assist other members who have been involved in a critical incident on duty.

"Psychologist" means a doctor of psychology, primarily focusing on testing and evaluating and clinical assessment responsible for Return to Work and Fitness for Duty Evaluations.

"Return to Work Interview" means an interview with the psychologist to determine if a deputy is ready to go back to work after a critical incident experience. **(This is not a Fitness for Duty Evaluation).**

2.08.015

PERSONAL ASSISTANCE, GENERAL: 01/11

1. Personal Assistance Team (PAT) members who are called upon to assist shall maintain a role of procedural advisor, peer support person, and confidant.
 - PAT Members directly involved in the situation shall not be expected to perform the defusing service.
2. The assistance shall not interfere or conflict with those administrative procedures such as: debriefings, investigations, review boards, assigned meetings, etc.
3. Personnel available to assist members include, but not limited to:
 - a. The Sheriff.
 - b. Undersheriff.
 - c. The member's supervisors and command staff.
 - d. The Sheriff's Office legal advisor.
 - e. The Sheriff's Office Equal Employment Opportunity Coordinator (EEOC).
 - f. Mental Health Professionals contracting with the Sheriff's Office; (i.e., psychologists, MHP's).
 - g. The member's Union or Guild.
 - h. Personal Assistance Team members.
 - List shall be posted at each work site.
 - i. Department Sheriff's Office chaplains.
 - List available in Communications Center.
 - j. Communication Center staff.
 - k. Any Sheriff's Office member.

2.08.020

DEPARTMENT MEMBERS INVOLVED IN A CRITICAL INCIDENT: 12/10

1. Members, in the line of duty, involved in a critical situation that results in death or critical injury shall be placed on paid administrative leave or assigned administrative duties by the on scene Commander.
 - This policy does not include Comm Center Staff.
2. Any member(s) involved in a shooting or as the primary member in any other type of critical incident resulting in serious injury or death, shall be required to see an approved MHP as soon as possible, not to exceed the seventy two (72) hour window after the incident, for an individual confidential stress debriefing.
3. The MHP will work with and recommend to the employee a course of action; (i.e. counseling) and will verify attendance to the Sheriff's Office and coordinate with the psychologist as necessary.
4. A CISD will be conducted after the affected members have provided their compelled statements to their bargaining unit representative.
 - This will occur as close to the seventy two (72) hour window as possible.
5. Within seven (7) days of the incident the Human Resource Unit and affected member's Precinct/ Section Commander will coordinate with an approved Psychologist for a Return to Work Interview for the member.
 - This is not a Fitness for Duty Evaluation.

6. Deputies shall remain on administrative leave/duties until they have been to an approved Psychologist for the Return to Work Interview.
 - The psychologist, the member and the member's Captain, or above, will coordinate an acceptable return to duty date.
7. Members who are seriously hurt in the line of duty shall be required to see an approved MHP for a confidential, individual debriefing within seven (7) days of the injury or as soon as physically able.
 - **This is not a Fitness for Duty Evaluation.**
8. Members involved in a critical incident which may not involve a death or serious injury, may be required to attend an individual or group debriefing.
 - This will be determined by a Captain or higher.
9. **Members are encouraged to ask for assistance after any duty related critical incident occurs.**

2.08.025

CRITICAL INCIDENT STRESS DEBRIEFINGS: 10/04

1. Critical Incident Stress Debriefings (CISD) are conducted to provide support, answer questions and help employees. **The purpose of the CISD is to mitigate the effects of being involved in traumatic or critical incidents, and enhance recovery.**
 - There will be no documentation made during these debriefings.
2. A Captain, or higher, with the input from the Personal Assistance Team, on scene supervisors and other members will evaluate critical incidents to determine if a CISD is necessary.
 - Other factors include the nature of the incident and visible or reported reactions of personnel at the scene or during the defusing.
3. Stress debriefings are mandatory when a member is directly involved in an incident that results in serious injury or death, or any life threatening critical incident. Stress debriefings can occur in conjunction with tactical debriefings. These include, but are not limited to:
 - a. Shootings.
 - b. Pursuits.
 - c. Rescue attempts.
 - d. Suicide of a co-worker.
 - e. Accidental or homicidal deaths of children.
 - f. Death or serious injury to co-workers.
 - g. Deputy taken hostage.
 - h. Deputy is shot at, or held at gunpoint.
4. Stress debriefings are recommended when members are involved in incidents that include, but are not limited to:
 - a. Multiple victims.
 - b. Gruesome crime scenes.
 - c. Suicides.
 - d. An inordinate amount of press coverage.

5. Some situations may require an evaluation on an individual basis. For various reasons a “critical incident” may have different meanings to different people. Stress debriefings should be recommended/approved for any members who are affected by an incident for reasons other than the incident itself. This can be done one on one with a MHP. Some of those reasons could be, but are not limited to:
 - a. An unusual amount of media attention or negative publicity.
 - b. A trauma in the employee’s personal life which effects their reaction to an incident on the job.
 - c. An excessive accumulation of stressful events.
 - d. To help avoid Post Traumatic Stress reactions.
6. If a Stress debriefing is warranted a Captain will approve the meeting and coordinate the scheduling of it in the recommended time frame, including weekends and holidays.
 - a. The stress debriefings should be scheduled as close to the seventy two (72) hour window as possible.
 - Preferably not prior to twenty four (24) hours. (Timeliness is Important!)
 - b. Stress debriefings should take place after deputies have provided compelled statements to the Guild.
7. An updated list of available approved MHPs will be maintained by the EEOC in the Personnel Unit and distributed to the Communications Center and the PAT coordinator as changes occur.
8. Critical incident debriefings will be scheduled in a neutral setting free from distractions, with an approved MHP and assigned PAT members.
9. All members directly involved in the incident are **required** to attend.
 - Other Emergency response personnel from the scene can be invited to attend.
10. Members, including administrators and supervisors not directly involved in the incident, family members and friends are not to attend the critical incident debriefing.
 - Other debriefing sessions may be arranged as necessary.
11. Debriefings are **totally confidential**, there will be no notes taken, no recordings made and no oral or written summaries reported to any administrator or other members regarding what was said in the debriefing.
12. Within one week of the debriefing sessions the PAT leader will submit a brief report to the PAT coordinator to provide a centralized log of when the debriefing was done, by whom, regarding what incident and the number of personnel that attended.

2.08.030

OTHER COUNSELING/SUPPORT OPTIONS: 07/99

1. Members identified at the CISD, or self referred as needing individual “follow-up” may receive one counseling session with the MHP for a clinical assessment and supportive services at the department’s expense.
2. After meeting with an MHP in an individual stress debriefing the member may elect to follow-up with the MHP for one counseling session for clinical assessment and/or support at the department’s expense.

3. Members, family members or members of the community who are affected by a critical incident involving the KCSO but were not directly involved, may seek assistance from the following organizations:
 - a. King County Emergency Medical Services have a team of debriefers who can be accessed for defusing and debriefing services on site.
 - They are a broad-based team who focus on all personnel in emergency services.
 - b. The American Red Cross (Disaster Mental Health Services) also has a team of debriefers who volunteer their services, particularly in situations of a crisis in the community.
4. Members shall schedule these debriefings as necessary.

2.08.035

EMPLOYEE ASSISTANCE PROGRAM: 01/15

1. The King County Employee Assistance Program provides counseling and referrals for treatment to County employees and their families.
 - a. Any treatment or counseling records are strictly confidential and not subject to disclosure.
 - b. KCEAP employees will not be required to testify in administrative proceedings against members who have sought their assistance.
2. KCEAP can be reached at the main number is (206) 477-0631 or 0632.
3. The "Making Life Easier" program, part of the KCEAP provides up to eight (8) sessions of free counseling to County employees and their families. 1-888-874-7290
4. Members may be referred by a supervisor.
 - If a member is referred by a supervisor, the initial appointment is allowed on department time.
5. Members may also seek the assistance on their own.

2.09.000 PERSONAL ASSISTANCE TEAM

2.09.005

POLICY STATEMENT: 10/04

The Personal Assistance Team (PAT) is made up of Sheriff's Office members who have been trained to assist other members immediately following a critical incident. They are called out to advise and provide peer support to fellow members and their families who have been involved in a critical incident.

2.09.010

PERSONAL ASSISTANCE TEAM (PAT) ORGANIZATION: 10/04

1. PAT is a volunteer group of members who are willing to devote their time to receive the necessary training to assist members involved in a critical incident during the performance of their official duties.
2. PAT members work with the impacted member, the Sheriff's Office Administration, the Guild or Union and the Mental Health Professionals (MHPs) as a **liaison**.
3. The PAT members' primary function is to provide peer support to the member until they return to regular duty.
4. The PAT coordinator is responsible for:
 - a. Maintaining a team of trained and enthusiastic members.
 - b. Coordinating training sessions.
 - c. Keeping track of member's work and vacation schedules, current addresses and phone numbers.
 - d. Oversight of overall team effectiveness and program organization.

2.09.015

PAT SERVICES PROVIDED: 10/04

In coordination with the affected member's chain of command, PAT provides, but not limited to, the following services:

1. Assist the affected member **as soon as possible**, let them talk about what happened, attend the group debriefing and other meetings as allowed to provide support.
2. After the defusing and/or debriefings, may make recommendations to the MHPs regarding employees having a particularly difficult time emotionally.
3. Provide member/family with information regarding the steps of the following procedures:
 - a. Meeting with the Guild/Union attorneys.
 - b. Meeting with MHPs.
 - c. CIS Debriefings.
 - d. Technical debriefings.
 - e. Investigation of incidents.
 - f. Worker's compensation issues.
 - g. Inquest procedures.
4. Obtain current information and updates, regarding the facts of the incident, the current status of the procedures, the deputy's condition (if a deputy was hurt) and conduct short informational meetings, within eight (8) – twelve (12) hours, at various work sites as soon after the incident as possible.
5. Brief the MHP regarding the incident and pertinent information about a member's reactions and their concerns as needed.

6. Coordinate with work site responsible for scheduling debriefings regarding who should be invited.
 - Other emergency response or law enforcement personnel when appropriate.
7. Arrange for notification and transportation of family members if necessary.
8. Protect the member from media bombardment.
9. Coordinate assistance for family members to have counseling.
10. Remain with member as long as reasonably necessary to provide support and follow-up support as necessary.

2.09.020

PERSONAL ASSISTANCE TEAM MEMBER REQUIREMENTS: 10/04

1. All PAT members are required to attend and complete the initial training, any follow-up training and team meetings.
 - a. Members must attend training sessions to meet State peer/counseling confidentiality requirements.
 - b. Failure to attend required training may be grounds for removal.
2. All PAT members are required to maintain strict confidentiality as outlined in their training, and adhere to all of the guidelines taught to them during training.
3. All PAT members must be willing to commit to at least one year of service and will be required to sign a letter of commitment each year.

2.09.025

UNIT SCHEDULING: 07/99

A schedule shall be maintained of every PAT member, to fill this position on a monthly rotation.

1. The duty shall begin the first day of each month and run until the last day of each month.
2. Compensation for call-outs shall be as defined by the current collective bargaining agreement(s).
3. The PAT Unit coordinator shall ensure that a team roster and duty schedule shall be published in the GIB as needed.
4. The PAT duty roster shall be maintained by each commander and the Communications Center.
 - a. Changes and substitutions are allowed by mutual consent.
 - b. Written notification must be made to the PAT Unit coordinator and Communications Center regarding any change.

2.09.030

NOTIFICATIONS: 10/04

All four (4), a team leader and three (3) members, of a PAT will respond to an incident in order to best serve the needs of the affected deputy(s).

1. The patrol supervisor shall request a PAT response when any of the following occur:
 - a. Death or serious injury by any means to any deputy/police officer.
 - b. Serious injury or death of a citizen by police action.

- Pursuits.
 - Deputy involved shootings.
- c. Traumatic Incidents.
- Suicide of a co-worker.
 - Deputy shot at or taken hostage.
2. The patrol supervisor may request a PAT response if any of the following occur:
- a. Multiple victims.
 - b. Gruesome crime scenes.
 - Specialty Unit Supervisor's should pay attention to their personnel and how they are dealing with multiple scenes over time.
 - c. Inordinate amount of press coverage.
 - d. Rescue attempts.
 - e. Deaths of children.
 - f. If requested by any first responder.
3. The Communications Center supervisor may act as the patrol supervisor designee if requested by any supervisor and shall be responsible for PAT notifications if they know of the above listed incidents.
- The Communications Center supervisor can request any on-duty PAT member to respond to an incident.
4. The PAT leader shall ensure that immediate notifications are made as appropriate, which may include the following:
- a. A second PAT response.
 - b. MHP's.
 - c. Appropriate family members.
 - d. Requested co-workers.
 - e. Chaplain's

2.09.035

TEAM RESPONSIBILITIES: 10/04

Each PAT member shall:

1. Contact the Communications Center within three (3) days of the first of their designated call-out month and conduct pager test with Communications Center supervisor.
2. Ensure correct names appear on the roster for PAT duty in the Communications Center.
3. Upon any major incident, confer with the affected patrol supervisor and/or Specialized Unit Commander to determine if additional PAT personnel are required.
 - If the first member of a PAT determines that no additional personnel are necessary, they can cancel the rest of the team.
4. Upon arrival at the scene, the PAT Leader shall assess and monitor the incident and coordinate with on-duty supervisors and Precinct Administration to:

- a. Work with the Guild and become a liaison for the involved deputy(s) if necessary.
 - b. Identify the affected deputy(s) and provide any assistance required.
 - c. Assign individual PAT members to each affected employee.
 - d. Complete Peer Support Confidentiality form for each employee.
- Signed by a Captain or above.

2.09.040

FOLLOW-UP: 10/04

1. Within five (5) days following a call-out, the PAT leader shall contact the PAT Unit coordinator and provide information regarding the team's response. This information shall include and be limited to:
 - a. Date, time and place.
 - b. Who responded.
 - c. Type of incident.
 - d. Duration of call-out.
 - e. Services recommended/provided.
2. Each team shall attempt to make follow-up contacts with the affected personnel by five (5) days, two (2) weeks and one (1) month after the incident.

■ Additional contacts as deemed necessary.
3. In the event of an inquest hearing, assigned PAT personnel shall assist deputies and their families throughout the process.

2.09.045

UNIT COORDINATOR RESPONSIBILITIES: 10/04

The PAT Unit coordinator shall be appointed by the Commander of Patrol Operations, and report to the PAT manager.

1. The Unit coordinator is responsible for updating the PAT roster and duty schedule.
 - a. Provide to the Communications Center, PAT Unit liaison and all Precinct Commanders and individual PAT members.
 - b. Publish a GIB update as needed.
2. After receiving information regarding a PAT call-out, maintain a running log and provide a semi-annual recap to the Commander of Patrol Operations via the chain of command.
3. Coordinate quarterly training dates.
4. Act as a liaison with the Sheriff's Office, MHP's, and the EEOC.

2.09.050

PROGRAM MANAGER RESPONSIBILITIES: 07/99

The Unit liaison will be appointed by the Commander of Patrol Operations and should hold the rank of Major. They will be responsible for the following:

1. Reviewing equipment and training requests.
2. Ensuring that the Sheriff's Office needs and the PAT Unit policies do not conflict.
3. Review all complaints by members regarding the actions of a PAT member.

2.09.055

TEAM RESPONSE PROCEDURES: 10/04**1. CALL-OUT PROCEDURES**

- a. A current PAT personnel list shall be maintained at the Communications Center.
 - Updates and changes shall be immediately provided to the Communications Center by the PAT Unit Coordinator/designee.
- b. Individual PAT teams shall be on an on-call monthly rotation which follows the CDO format.
 - A GIB will be published annually showing which teams are on call and which team will be the backup on a monthly basis.
- c. The on-duty supervisor shall be responsible for initiating a call-out.
 - An individual deputy can request for a PAT response from his supervisor.
- d. The Communications Center shall send out a **Group Page** regarding any call-out.
 - The Communications Center shall attempt to contact the Team Leader if there is no response to the group page.
- e. The Team Leader will be responsible for calling their individual team members.
 - On-call and back-up Team Leaders shall make contact during incident regarding possible use of second team and or individual members
- f. PAT members cannot respond to PAT call outs involving personnel in their chain of command.

2. TEAM ASSIGNMENTS

- a. PAT teams shall be made up of four (4) members who will respond together to a scene.
 - The first team member arriving can determine if any additional teams should respond.
- b. During a Major Incident the PAT Unit Coordinator will be notified and may initiate ICS plan for PAT response.
- c. Team assignments will be made on the following criteria:
 - At least one member who has been involved in a critical incident.
 - One member from each geographic area.
 - At least one female/male on each team.
 - People who can work together.
 - Members from various work sites are preferred.
- d. When a member of the team will be on vacation or unable to respond to calls during their call-out month, they are required to notify their Team Leader and the Communications Center.

3. TEAM LEADER RESPONSIBILITIES

- a. Each team will have a **Team Leader**.
- b. The Team Leader will be responsible for notifying the PAT Unit Coordinator within twenty four (24) hours regarding a response.
- c. The Team Leader shall also be responsible for ensuring that one of the MHPs is notified and briefed regarding the incident.
- d. Team Leader is responsible for sending a synopsis of the event/PAT response to the Unit Coordinator

4. ON SCENE ACTIONS

Upon arriving on the scene Team Members shall, in coordination with the CDO or Precinct/ Section Commander, ensure the following occurs:

- a. Determine which deputies are directly involved in the incident.
- b. One PAT member will be assigned to each involved member.
- c. Complete **confidentiality release** for each assigned PAT member.
- d. Determine perimeter deputies to be contacted and diffused at the scene.
- e. Contact On-Scene Commander to determine need for CISD's, etc...
- f. Provide self-care literature to all deputies on-scene.

5. FOLLOW-UP CARE

- a. The Team Leader/designee shall contact and brief a department MHP and the Unit Coordinator within twenty four (24) hours of the incident.
- b. A team designee shall coordinate with the Precinct Administration regarding CISD date, time and location.
 - This information will then be passed on to the rest of the team members and the assigned MHP.
- c. Team designee shall provide a written memo/e-mail to the Unit Coordinator regarding the incident.
- d. If a CISD is warranted this can all be done together as long as it is completed in a timely manner.

6. ASSIGNED MEMBERS

After a PAT response the Team Members shall:

- a. Maintain regular contact with the affected employee(s) until the CISD is complete.
- b. Provide weekly contact for one (1) month.
- c. Make follow-ups as appropriate which may include during the inquest and/or any trial dates.
- d. Determine the need for additional department, MHP and/or Family support.
- e. Provide feedback at quarterly meetings.

7. CISD RESPONSE

Assigned PAT members will be used to assist the MHP's at the CISD. PAT members:

- a. Will assist in room set-up and arranging for snacks.
- b. Are expected to introduce themselves, the MHP and set the ground rules for the debriefing.
- c. Are expected to monitor the group and look for concerns.
- d. Will accompany anyone who must leave the group.

8. INQUEST HEARINGS

- a. One PAT member will be assigned to work with the courts and involved members and their families during an Inquest hearing.
- b. The assigned PAT team member shall:
 - Request assistance from additional PAT members as deemed necessary.
 - With approval of the PAT manager.
 - Maintain contact with the Family Assistance Unit.
 - Update the Unit Coordinator with the status of the Inquest.

2.10.000 CHAPLAINCY:

2.10.005

CHAPLAINCY, INTRODUCTION: 06/92

The Chaplaincy is a volunteer program designed to assist department members and their families or crisis victims by providing services of either a social or spiritual nature. Chaplains are non denominational and offer a wide range of services upon request.

2.10.010

CHAPLAINCY, EXTENT OF SERVICES: 06/92

Chaplaincy services are available throughout King County for:

1. Any department member and their immediate family.
2. Crisis victims in King County identified or served by department members.
3. Other public agencies requesting assistance through the department.

2.10.015

CHAPLAINCY, SERVICES OFFERED: 06/92

Chaplains may be of assistance, but not limited to:

1. Called to the scene of a traumatic incident.
2. Follow-up assistance to victims of crisis.
3. Counsel either individuals or families experiencing stressful situations.
4. Referral or resource assistance.
5. Officiating at department events.
6. Training for crisis intervention.
7. Notifying next-of-kin in death or serious injury incidents.
8. Organizing and conducting events designed to enhance morale and well-being of either department members or families.
9. Other functions deemed appropriate by the department.

2.10.020

CHAPLAIN AVAILABILITY: 06/92

A Chaplain may be contacted through any of the following means:

1. Pager through the Communications Center.
2. Direct contact with a department chaplain of your choice.
 - A list of chaplains shall be available at all the major worksites, which will be maintained and updated by the Chaplain Coordinator.
3. Through the office of the Chaplain Coordinator.

2.10.025

CHAPLAIN CONFIDENTIALITY: 06/92

1. Chaplains have confidential status as defined in RCW 5.60.060 (3).
2. Conversations between the chaplain and department members shall not be included in any personnel files.

2.11.000 MASTER POLICE OFFICER PROGRAM

2.11.005

POLICY STATEMENT: 03/99

The MPO Program recognizes and rewards those deputies who have consistently demonstrated superior knowledge, skill, professionalism, and training ability. Master Police Officers act as trainers and role models for officers. The MPO Program is, by definition, closely linked to the Department's Police Training and Evaluation (PTO) Program.

2.11.010

MPO RESPONSIBILITIES: 03/99

MPOs shall:

1. Perform regular patrol duties within the Patrol Operations Division unless otherwise directed by a higher authority or as needed in the absence of a higher authority;
 - MPO status is not a rank (see GOM 1.03.020).
2. Assist in the training of Deputies in Phases II and III of the Patrol Training and Evaluation Program and make periodic reports regarding those deputies' proficiency.
 - a. An MPO must be a Police Training Officer (PTO) in good standing at time of appointment.
 - b. If a Deputy has not trained a recruit in the past twelve (12) months, the Precinct PTO Board shall determine PTO status prior to the interview.
3. Make decisions in the absence of a supervisor or in emergencies.
 - a. An MPO is, by definition, the deputy in charge at the scene.
 - b. An MPO is not part of the chain of command.
 - c. During temporary absences of a supervisor, an MPO may be given command if no other supervisor is available.
 - Temporary absences may include court attendance, meetings, medical appointments, and the like.
4. Perform duties as directed by a supervisor.
5. Be trained in administrative duties necessary to run a shift during a sergeant's absence.
 - An MPO shall not have regularly-assigned administrative duties.

2.11.015

DESIRABLE QUALIFICATIONS: 03/99

Master Police Officers should:

1. Demonstrate commitment to the Sheriff's Office mission, vision, goals, and core values.
2. Demonstrate commitment to Community-Oriented Policing and Problem-Solving (COPPS).
3. Demonstrate leadership.
4. Demonstrate excellent judgment.

5. Demonstrate above average initiative.
6. Have above average ability in oral and written communications.
7. Demonstrates above average knowledge of laws, policies and procedures.
8. Have good organizational skills.
9. Promote harmonious relationships with other department members and with the public.
10. Be above average in presence, dress, courtesy, and emotional control.
11. Show ingenuity and adaptability.
12. Demonstrate resource management ability.
13. Have good attendance record.

2.11.020

ELIGIBILITY REQUIREMENTS: 07/21

The Master Police Officer candidate shall:

1. Have completed three (3) years of continuous service as a deputy with the King County Sheriff's Office with three (3) years experience as a uniformed deputy in the Patrol Operations Division:
 - a. One year of uniformed patrol experience with another law enforcement agency may be substituted for one (1) year of King County Sheriff's Office experience, with the concurrence of the Commander of Patrol Operations.
 - b. Previous patrol experience must be similar in activity to KCSO patrol duties.
2. Be a certified Police Training Officer with at least one (1) year experience as a PTO and have experience commensurate with training of at least four (4) recruits for segments or prescriptive training.
 - Training experience outside the KCSO PTO Program should be given consideration; however, candidates must have demonstrated an aptitude for training within the KCSO PTO model prior to being appointed to the position of MPO.
3. Not have received a disciplinary action amounting to time off without pay, or have been reduced from the designation of MPO within the last year before application for the position.
 - Any sustained complaint shall be reviewed carefully by the Precinct Commander.
4. No written reports or routine evaluations documenting improvement needed or unsatisfactory performance of duties.
 - Evaluations and/or reports documenting "Improvement Needed" in any category shall be reviewed carefully by the Precinct Commander.
5. If an applicant does not meet the requirements listed above and wishes to be considered for an MPO position, a waiver request shall be submitted to the Chief of Patrol Operations Division via the chain of command.
 - The waiver, if approved, would allow the applicant to apply for the position using the process laid out in GOM 2.11.025.

2.11.025

APPLICATION PROCESS: 03/99

1. Only those deputies willing to accept an assignment to a current MPO position should apply.
2. Only members currently certified as a Police Training Officer may apply.

3. Transfer requests (KCSO Form #P-113) shall be submitted via the chain of command to the Precinct Commander who has advertised to fill an MPO vacancy.
 - With Form #P-113, applicants must submit a written resume and three (3) Letters of Recommendation, one of which shall be from a supervisor of the rank of sergeant or higher.
4. The applicant's Precinct/Section Commander shall approve or disapprove the application.
 - If disapproved, the Precinct/Section Commander shall advise the applicant of the reasons for disapproval in writing within five (5) working days.
5. The Commander of Patrol Operations shall forward approved application packets to the Precinct Commander for the scheduling of Precinct MPO interviews.
 - If disapproved, the Commander shall advise the applicant of the reasons for disapproval within ten (10) working days.

2.11.030

PRECINCT MPO INTERVIEW PANEL PROCEDURES: 03/99

1. Precinct Commanders shall convene MPO Interviews whenever there is an MPO vacancy to be filled.
 - Additional appointments can be made from the candidates interviewed for a period not to exceed ninety (90) days.
2. Candidates submitting approved applications shall be invited to appear before a Precinct MPO Interview Panel.
 - Overtime is not authorized.
3. The Precinct MPO Interview Panel should consist of the following personnel.
 - a. Precinct Major.
 - b. Precinct PTO Captain.*
 - c. Precinct Phase III Sergeant.*
 - d. Precinct MPO - rotating.
 - e. PTO coordinator - The PTO coordinator should be used in an advisory capacity.*

* Required to be present to conduct an MPO interview panel.
4. In evaluating candidates, the Precinct MPO Interview Panel shall consider the following areas:
 - a. Appearance, demeanor, and oral communications.
 - b. Knowledge of department policies and procedures.
 - c. PTO experience.
 - d. Prior MPO experience.
 - e. Specialty Unit experience and educational level.
 - f. Supervisor and peer evaluations.

2.11.035

APPOINTMENTS (GENERAL): 03/99

1. When an MPO vacancy occurs or is anticipated, the affected Precinct Commander shall have the vacancy announced in the GIB with a deadline for applications.
2. Any deputy or current MPO meeting the eligibility requirements shall forward a resume and Transfer Request Form (KCSO #P-113) to the affected Precinct Commander, stating they would accept the position if offered.

3. No less than fifteen (15) days after the deadline for applications, the affected Precinct Commander shall schedule candidates for their interview times.
4. The Precinct Commander shall then forward the name of the preferred candidate(s) to personnel via the chain of command.

2.11.040

APPOINTMENTS (CONTRACTUAL AND PROVISIONAL): 03/99

1. Special MPO positions may be designated via contracts with other agencies, such as school districts and contract cities.
 - Such appointments must be specifically designated in the contract language and will not be involved in the PTO program.
2. Appointments to these positions do not need to be made by means of a formal MPO interview process.
3. Strong PTOs may be appointed as provisional MPOs in the event of a temporary absence of a current MPO.
 - Examples include, but not limited to, extended military or disability leave.
4. Personnel who have received special MPO appointments shall not maintain their MPO status when they leave the position or when the contract is ended.

2.11.045

REMOVAL: 03/99

The following criteria are grounds for revocation of MPO status:

1. Any documented violation of department rules or regulations resulting in time off without pay.
 - Any sustained complaints shall be reviewed carefully by the Precinct Commander.
2. Any written report or routine evaluation substantiating improvement needed or unsatisfactory performance of duties.
3. Refusal to train Phase II or Phase III student deputies.
4. Removal (voluntary or mandated) from PTO status.

2.11.050

COMPENSATION: 03/99

1. Master Police Officers receive "premium pay" as described in the current Collective Bargaining Agreement.
2. MPOs acting as the supervisor for an entire shift shall be compensated at the beginning sergeants' salary rate per the current Collective Bargaining Agreement.
 - An MPO acting as a supervisor for an entire shift shall submit an Officer's Report to the Payroll Unit via chain of command documenting the assignment.
3. Provisional MPOs shall be selected by the Precinct Commander and so designated by personnel orders via the chain of command.
 - A Provisional MPO shall receive the top salary step plus "premium pay" while assigned Phase III student deputies.

2.12.000 SHERIFF RESERVE PROGRAM

2.12.005

POLICY STATEMENT: 03/13

It is the policy of the Sheriff's Office to establish and maintain a volunteer Sheriff Reserve Program to enhance basic law enforcement services to the areas it serves. The Sheriff Reserve Program is intended to assist the department in the delivery of quality service to meet the diverse needs of the people living in King County.

2.12.010

ORGANIZATION: 03/13

1. The Reserve Program falls under the Division of Patrol Operations.
2. The Reserve Program consists of the following:
 - a. North Detachment
 - b. Southeast Detachment
 - c. Southwest Detachment
 - e. Special Operations
 - f. City of Maple Valley
 - g. City of Sammamish

2.12.015

MINIMUM QUALIFICATIONS: 06/92

Reserve deputy candidates shall meet the same requirements as a regular deputy candidate.

2.12.020

CONFLICT OF INTEREST: 06/92

1. Persons who have occupations that conflict in any way with police duties shall not be accepted.
 - The Chief of the Patrol Operations Division may grant an exception if it is in the department's best interest.
2. Some examples of jobs that conflict with police duties include, but are not limited to:
 - a. Merchant patrol officer;
 - b. Private security officer;
 - c. Bill collector;
 - d. Private detective;
 - e. Bartender;
 - f. Police officer of another agency;
 - g. Ambulance or towing company employee;
 - h. Process server;
 - i. Attorney.
3. A Reserve deputy candidate may apply for an exception by writing to the Chief of the Patrol Operations Division.
 - a. Requests for exception shall include the name of the applicant's employer, the specific job with a detailed job description and responsibilities.
 - b. Upon receiving the request, the Chief of Patrol Operations shall make a decision and advise the requestor in writing within ten (10) working days.

2.12.025

TRAINING: 03/13

Reserves shall satisfactorily complete the required training and comply with all requirements of the department policies and procedures.

1. TRAINING PROGRAM:
 - a. Reserves shall successfully complete a CJTC approved reserve academy.
 - b. Following the reserve academy, reserves shall complete reserve deputy training as outlined in the reserve deputy SOP.
 - c. Reserves shall complete twenty four (24) hours of in-service training and any other mandatory training, such as EVOC, firearms, etc. as required for regular deputies and be given the opportunity to attend additional training offered by the department.

2.12.030

PERSONNEL RECORDS: 03/13

A personnel file shall be maintained on all reserves.

2.12.035

PERFORMANCE APPRAISALS: 03/13

1. Reserves shall receive quarterly performance appraisals during their probationary period.
2. Reserves shall then be appraised at least annually according to the alphabetical schedule for regular performance evaluations per applicable guidelines in GOM 3.04.000.
 - These evaluations shall be recorded on a Reserve Deputy Evaluation by a Master Police Officer or PTO following a minimum five (5) hours shift ride-along.
3. The original Reserve Deputy Evaluation and exemption reports shall be forwarded to the Personnel Section via the Commander of the Patrol Operations.
4. Copies of Reserve Deputy Evaluation and exemption reports shall be maintained in the Department Reserve Deputy's files.

2.12.040

COMPENSATION: 06/96

1. Reserve deputies may not receive compensation for services from any agency of King County, (e.g., Elections, Facilities, Parks, etc.)
2. Reserve officers may be paid for reasonable expenses incurred incidental to providing volunteer services.

2.12.045

WORK REQUIREMENTS: 03/13

Reserves shall volunteer at least sixteen (16) hours of service per month and in accordance with the Reserve Deputy SOP.

- Exceptions may be granted by the applicable Precinct Captain.

2.12.050

REGULATIONS: 06/92

Reserves shall comply with all applicable department rules and regulations and are subject to discipline under the rules and regulations.

2.12.055

OFF DUTY CONDUCT: 06/92

Reserves who are off duty shall not conduct themselves nor identify themselves as Sheriff's deputy except in an emergency.

2.12.060

POWERS OF ARREST: 03/13

1. Reserves have the same powers of arrest granted to a regular deputy while on duty.
2. Reserves who are off duty or outside King County have no arrest powers outside of those of a regular citizen.

2.12.065

RESERVE COORDINATOR: 03/13

1. Each work site shall designate sergeant, or another commissioned department member to act as the Reserve Coordinator.
2. The Reserve Coordinator's shall ensure that:
 - a. Reserves are provided in-service training.
 - b. Any problems are addressed in a timely manner and brought to the appropriate Commander's attention.
 - c. Coordination among Precincts is maintained.
 - d. Any claims for injuries or damages incurred by a reserve are processed as quickly as possible.
 - e. A Monthly Time and Off Duty Employment Report (KCSO Form #C-178) is completed and submitted to the Department Reserve Coordinator.
 - f. Coordination of reserve staffing, evaluations, and training requirements is maintained at the reserve deputy's work site.

2.12.070

RESERVE ASSIGNMENTS: 03/13

1. Reserves shall not be assigned a patrol district unless assigned to a contract city.
2. When reserves are on duty, the Precinct or contract city patrol supervisor shall supervise the assignments for details as needed.
3. Assignments to other sections and/or units may be made as needed.
4. Reserves do not have to volunteer for, or accept, assignments that will cause loss of time from employment or great personal sacrifice.
5. A reasonable amount of police activity is required from each active reserve.
6. Should temporary changes of employment hours prevent a reserve from accepting duties, a temporary inactive status may be requested.
 - Inactive status over ninety (90) days shall be approved by the Commander of Patrol Operations.

7. Reserves are expected to fulfill all assignments.
 - Court appearance is mandatory and all reserves shall honor and comply with any court subpoenas.
8. Should unforeseen circumstances prevent handling of assignments, reserves may be excused after notifying the work site Reserve Coordinator.
9. Reserves who are continually absent or late are subject to dismissal.
10. The use of privately owned vehicles is prohibited.

2.12.075

UNUSUAL OCCURRENCE (UO): 06/92

Reserves may be used during a UO at the discretion of the Field Commander.

1. Reserves shall be used to augment the normal police function.
2. These duties should be limited to the more non-hazardous assignments. Examples:
 - a. Perimeter patrol.
 - b. Traffic control outside of the UO area.
 - c. Police patrol outside of the UO area.

2.12.080

EQUIPMENT: 06/92

1. Reserves shall be responsible for all equipment provided to them by the department and shall report all defective equipment per GOM 8.08.000.
2. Reserves shall not install or carry any type of emergency equipment, department insignia, or other such representation in or on private vehicles.

2.12.085

FIREARMS/USE OF FORCE: 11/08

1. Reserves shall carry firearms according to GOM 7.05.000.
2. Reserves shall qualify with their duty firearms in accordance with GOM 2.19.000.
3. Reserves shall receive the same training on the Sheriff's Office use of force policy as a fully commissioned deputy.

2.12.090

UNIFORMS: 03/13

1. Reserves shall be issued applicable uniform items as described in the Reserve Deputy SOP.
2. Reserves shall not wear the uniform, or any identifiable part thereof, unless on an authorized assignment.
 - While en-route to and from their work assignment, reserve deputies shall cover their uniform to avoid displaying it.

2.12.095

CHAIN OF COMMAND: 06/92

Reserves shall follow the chain of command when transacting any official business and shall report to the Precinct Reserve Coordinator or, in his/her absence, the on duty sergeant.

2.12.100

OFF DUTY EMPLOYMENT: 03/13

1. Reserves shall not work any off duty jobs in any law enforcement capacity for the first year of their commission.
2. Reserves shall comply with GOM 4.01.000 (Off Duty Employment).
 - Failure to fulfill the sixteen (16) hour per month work requirement may result in the revocation of a work permit.
3. Location and number of hours work shall be documented on the Monthly Time and Off Duty Employment Record.

2.12.105

REPORTING HOURS WORKED: 03/13

Reserves shall report their number of hours worked during each month to the work site Reserve Coordinator.

- This also includes all off duty employment hours.

2.12.110

MEETINGS: 12/16

1. Reserves shall attend scheduled quarterly business/training meetings.
 - a. Reserves unable to attend shall submit a written excuse.
 - b. Unexcused absences from meetings may be cause for dismissal.
2. It is optional if reserves elect to meet more often than quarterly.

2.12.115

CHANGE OF ADDRESS, TELEPHONE NUMBER, OR EMPLOYMENT STATUS: 06/92

Reserves shall comply GOM 2.00.075 regarding change of address, telephone number or employment status.

2.12.120

COURT WITNESS FEES: 04/99

1. Reserves are entitled to receive court witness and mileage fees as any other civilian witness.
2. Reserves shall notify the court clerk that they are a reserve, prior to attending court to enable them to make out the necessary forms for payment.

2.12.125

TERMINATION: 03/13

Reserves may be terminated at any time by the Undersheriff or the Commander of Patrol Operations upon receipt of written recommendation and documentation from the reserve's work site Commander.

2.13.000 COMMUNITY SERVICE OFFICERS

2.13.005

POLICY STATEMENT: 06/92

It is the policy of the Sheriff's Office to provide non-law enforcement services to the community that relieves police officers of some tasks that do not require police legal authority.

2.13.010

ORGANIZATION: 06/92

The Community Service Officers (CSO) Unit falls under the Patrol Operations Division.

1. CSOs are assigned to precincts and shall be under the direction of the Precinct Commander.
2. CSOs are Civil Service, uniformed non-sworn department members.

2.13.015

POWERS OF ARREST: 06/92

CSOs **do not** possess the powers of arrest beyond that of the private citizen.

2.13.020

WEAPONS AND RESTRAINTS PROHIBITED: 06/92

1. CSOs shall not carry weapons, handcuffs, or other restraints while on duty or in uniform.
2. CSOs may carry a department issued chemical irritant.
 - The department's "Use of Force" policy shall be followed when using a chemical irritant.

2.13.025

EQUIPMENT: 06/92

1. CSOs shall be responsible for all equipment provided to them by the department and shall report all defective equipment per G.O. 8.08.000.
2. CSOs shall not install or carry any type of emergency equipment, department insignia, or other such representation in or on private vehicles.

2.13.030

UNIFORMS: 06/92

1. CSOs shall be issued applicable uniform items according to G.O. 7.01.000 and comply with the appearance regulations in G.O. 7.00.000.
2. CSOs shall not wear the uniform, or any identifiable part thereof, unless on an authorized assignment or en route to or from such assignment.
 - If wearing a uniform, the complete uniform shall be worn.

2.13.035

CHANGE OF ADDRESS OR TELEPHONE NUMBER: 06/92

CSOs shall comply with G.O. 2.00.075 regarding change of address or telephone number.

2.13.040

OFF DUTY EMPLOYMENT: 06/92

1. CSOs shall not work any off duty jobs that conflict with CSO duties.
2. CSOs shall comply with G.O. 4.03.000 (Off Duty Employment).

2.13.045

REGULATIONS: 06/92

CSOs shall comply with all applicable department rules and regulations.

- CSOs are subject to discipline under the department's rules and regulations.

2.13.050

TERMINATION: 06/92

CSOs are subject to applicable Civil Service rules regarding termination.

2.14.000 POLICE EXPLORER PROGRAM

2.14.005

POLICY STATEMENT: 10/02

The Sheriff's Office, in conjunction with the Learning for Life, sponsors several Law Enforcement Explorer Posts at police precincts and substations in King County. The Explorer Program is designed to provide the youth of King County an opportunity to observe, learn, and participate in appropriate law enforcement activities, community service projects, and to develop leadership and organizational skills.

2.14.010

MEMBERSHIP REQUIREMENTS: 06/92

Membership is open to persons:

1. Fourteen (14) to twenty one (21) years old.
 - Applicants under the age of 18 require parental approval.
2. With good moral character.
 - Persons with arrest or conviction records (including traffic offenses), or any information that would prohibit employment in a law enforcement field are ineligible.
3. Maintaining at least a 2.0 cumulative grade point average ("C" average).

2.14.015

FEES AND PURCHASE OF UNIFORMS: 06/92

Explorers shall, at individual expense.

1. Pay an annual registration fee to Learning for Life.
 - Liability insurance coverage is included in this fee.
2. Purchase and maintain one (1) basic King County Police Explorer uniform as specified in the Explorer Manual.

2.14.020

REGULATIONS: 06/92

Explorers shall comply with all applicable department rules and regulations, Police Explorer Manual, and Post By-Laws.

- Explorers are subject to discipline under the department's rules and regulations.

2.14.025

PROHIBITIONS AND RESTRICTIONS: 05/08

1. Explorers are not sworn deputies and do not possess the arrest powers beyond those of the private citizen.
2. On duty explorers shall not carry weapons of any kind, chemical irritants, handcuffs, or other restraints.
3. Explorers shall not identify themselves as police officers, nor shall they mislead the public into believing they are anyone other than a Police Explorer.
4. Explorers are prohibited from volunteering more than eight (8) hours within a twenty four (24) hour period without prior approval from a supervisor.

2.14.030

ORGANIZATION: 01/11

1. Explorer Posts are chartered by Learning for Life and must include at least six (6) active members.
2. The BSA established the following numerical designators for the department's posts:
 - a. Post 305 - Precinct 3
 - b. Post 306 - Precinct 2
 - c. Post 308 - Precinct 4
3. The leadership officers of each post are:
 - a. President
 - b. Vice-President
 - c. Secretary
 - d. Treasurer
4. Election procedures, qualifications, and duties are specified in the Explorer Manual.
5. The following rank insignia shall be worn by post officers on their collars as specified in G.O. 7.02.020:
 - a. President Gold Captain Bars
 - b. Vice-President Gold Lieutenant Bars
 - c. Secretary Gold Metal Sergeant Chevrons
 - d. Treasurer Gold Metal Sergeant Chevrons
 - e. Squad Leader Gold Metal Sergeant Chevrons
6. POST ADVISOR AND ASSISTANT:

A sworn department member shall serve as the Post Advisor and Post Advisor Assistant and shall be responsible for the post's operations. Specific duties of the Post Advisor include:

- a. Arrange for a meeting place for bi-weekly and other meetings.
- b. Coordinate and schedule the Patrol Observer Program (Ride-a-long).
- c. Interview, screen, and investigate the background of applicants for Explorer membership.
- d. Annually renew the post charter with Learning for Life
- e. Arrange transportation needs for department sanctioned Explorer programs.
- f. Submit an annual report to the Sheriff about the post's activities and accomplishments.
- g. Maintain a current roster and individual personnel files on all King County Police Explorers, past and present.
- h. Offer advice and guidance to the post membership that promotes leadership skills.

7. POST COMMITTEE:

- a. Explorer posts shall have a Post Committee comprised of four (4) adult community members who may or may not be Department members.
- b. This committee, through a chairperson, shall:
 - Advise and assist the Post Advisor.
 - Help acquire necessary resources.
 - Aid the post in special programs.

8. DEPARTMENT REPRESENTATIVE:

- a. The Precinct Captain shall serve as the department's representative for the post(s) sponsored by the precinct.
- b. The department representative shall monitor the post's activities and assist the Advisor and Post Committee with scheduling, coordination, policy problems, and counseling.

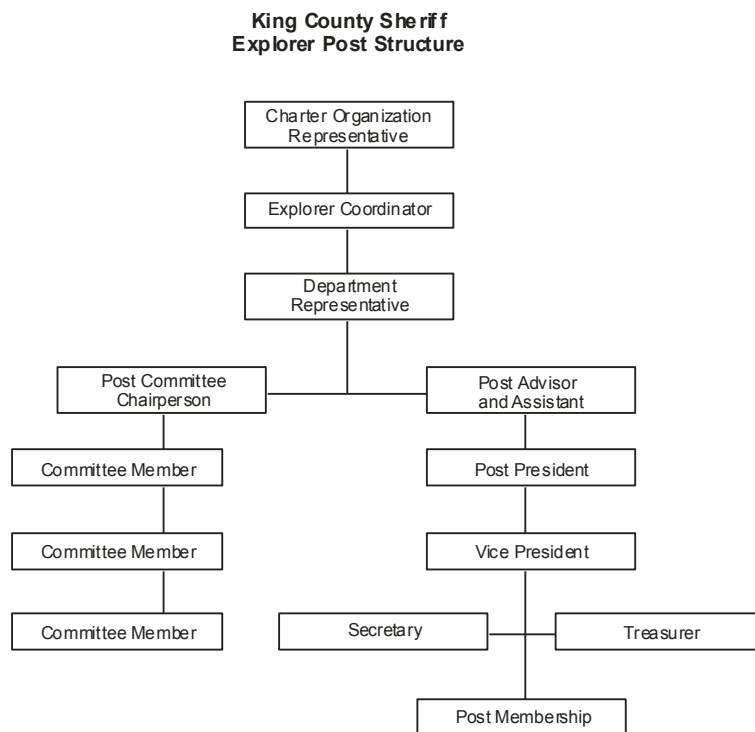
9. EXPLORER COORDINATOR:

The Explorer Coordinator is the Precinct Major who is responsible for the Explorer Program at the precinct level.

10. CHARTER ORGANIZATION REPRESENTATIVE:

The Charter Organization Representative is either the Undersheriff or the Commander of Patrol Operations who ensures uniformity among the posts and represents the total King County Sheriff Explorers Program to outside agencies and Learning for Life.

- The Undersheriff shall be the final authority on all matters pertaining to the operational procedure of all posts, with recommendations by the explorer major.



2.15.000 VOLUNTEER PROGRAM

2.15.005

PURPOSE: 03/99

The King County Sheriff's Office Volunteer Program is committed to forming a working relationship between citizens and the department; to enhance communication; to assist the department in the delivery of quality service to meet the diverse need of the community.

2.15.010

MISSION: 03/99

The program mission is to make a positive difference in the community by providing a supplementary and complimentary role to the department's regular staff.

2.15.015

GOALS: 03/99

1. **For the program** - to break down barriers; and to open doors of communication between citizens and the department.
2. **For the volunteer** - to provide an opportunity for a positive meaningful experience with growth and knowledge and to experience a closer partnership with law enforcement.
3. **For the department staff** - to develop a trained pool of volunteers to assist various units, sections and divisions within the department in providing enhanced public police services.

2.15.020

REFERENCE MATERIALS: 06/14

1. Each worksite should provide its volunteers with the following information and resources.
 - a. Chain of command – Organization Flow Chart.
 - b. Department phone list.
 - c. Department wide maps.
 - All contract city boundaries.
 - All districts.
 - d. King County Government Listing.
 - e. FCR Codes and explanation.
 - f. Explanation of commonly used abbreviations (10-codes).
 - g. Basic Computer Access codes/directions and menus (CAD/SKID/XKMS).
 - h. Examples of work the volunteer might be asked to complete.
 - i. Local resources, names and phone numbers.
 - j. Local political individuals and groups.
 - k. Language bank and directions.
 - l. General Orders Manual.
 - m. Department SOPs.
 - n. King County/Metro phone directory.

2.15.025

BACKGROUND: 03/99

Volunteer applicants, in accordance with GOM 2.00.025, shall:

1. Complete volunteer application and background form.
2. Successfully pass background check.

2.15.030

MINIMUM STANDARDS FOR ACCEPTANCE: 06/14

Volunteer applicants are held to the same standards as any KCSO applicant and fall under the same automatic disqualifiers. A list of the Automatic Disqualifiers can be found on the Sheriff's Office web site.

2.15.035

VOLUNTEER WORK HOURS: 06/14

1. Volunteers are encouraged to work a minimum of ten (10) hours per month.
 - Ten (10) hours a month is required to keep background status "active".
2. A schedule will be set that works for both the volunteer and the unit/section/division coordinator.
3. Records will include dates of service, training, volunteer assignments, special projects completed, evaluation of work and awards received.
4. Volunteers will sign in and out of the office each time they volunteer.
5. Records will be used for verification to receive recognition, to help find volunteer staff in an emergency and to provide documentation for insurance coverage.
6. Records will be used in recommendations and personal recognition, career development opportunities and for effective supervision of volunteers.
 - Volunteers are entitled to review their records.

2.15.040

RESPONSIBILITIES: 03/99

All volunteers shall:

1. Not have any law enforcement authority.
2. Consider volunteering a serious commitment.
3. Accept the guidance and the decisions of the volunteer coordinator or assigned supervisor.
4. Maintain the dignity and integrity of the King County Sheriff's Office.
5. Perform tasks outlined to the best of their ability.
6. Observe the County's rules and policies to the extent that such rules and policies apply to volunteers.
7. Maintain confidentiality of any and all information learned through work at the King County Sheriff's Office.
 - Any information contained in records or received in personal communication will not be divulged outside this agency and/or to other volunteers.
8. Be held to the same ethical standards as full time department employees.
9. Notify the volunteer coordinator at least four hours in advance when unable to work.
10. Maintain cooperative working relations with staff and fellow volunteers.
11. Wear an ID badge and appropriate clothing when reporting to work.

12. Sign in and out on the volunteer log sheet for each shift worked.
13. Work within the scope of assigned duties and responsibilities.
14. Agree to a minimum time commitment.
15. Commit to the Sheriff's Office Mission and Vision Statements.

2.15.045

DUTIES: 06/14

1. VOLUNTEER
 - a. Front desk reception duties, assists with special events, victim call-backs, filing, posting, pin maps, newsletters, etc.
 - b. Access to computer files, data entry, assists with CAU, senior experience, etc.
3. SERVICE DONOR
 - a. One time event or project. i.e., designs a T-shirt, helps with special skill project.
 - b. The level of the background investigation needed will be done on a case by case basis.

2.15.050

FIREARMS: 03/99

Carrying of firearms/weapons while representing the department, as a volunteer, is prohibited.

2.15.055

IDENTIFICATION: 03/99

1. All volunteers will be issued an official county identification card, coordinated by Personnel.
2. Volunteers must carry and display this identification card while serving as a volunteer. Volunteers are not authorized to wear or display the identification card during times when they are not directly representing the department.
3. Jackets, shirts and other clothing items may be issued to or purchased by volunteers. These items are considered official identification and are subject to the same restrictions as use of the official identification card.
4. Volunteers may not use their status as a department volunteer to receive personal benefit, special privileges or discounts.

2.15.060

COMPLIANCE WITH REASONABLE REQUESTS: 03/99

Volunteers are required to comply with all reasonable requests presented to them by their chain of command.

2.15.065

FORFEITURE OF VOLUNTEER STATUS: 03/99

A volunteer's status and position with the department may be forfeited for the following reasons:

1. Failure to successfully complete the responsibilities as assigned.
2. Violations of decorum as described above.
3. Services are no longer required.

4. A volunteer's status and position with the department will be forfeited for the following reasons:
 - a. Falsifying any statement on the volunteer application and background packet.
 - b. Reporting to work while under the influence of alcohol or drugs.
 - c. Releasing confidential information.
 - d. Committing a misdemeanor or felony at any time while in the volunteer program.
 - e. Conduct that places the integrity and effectiveness of the police department at risk.

2.15.070

SUPERVISION: 06/14

1. It will be the responsibility of the unit supervisor to clearly and specifically notify the volunteer, in writing, as to who will be his/her direct supervisor. Additionally, the first line supervisor will notify the volunteer's direct supervisor of the volunteer's assignment to him/her.
2. The volunteer's direct supervisor is responsible for:
 - a. Orientation/Introduction.
 - Provide an introduction to the Department Organization. Facilities Tour, Resources, Policy and Procedures, Confidentiality Agreement, Paperwork Protocol, position expectations, equipment issue and use.
 - b. Background Investigation.
 - The background investigation is performed by the Background Investigations Unit.
 - Each location will be responsible for performing a list of checks at the direction of background investigator.
 - c. Time Tracking.
 - Direct supervisor ensures volunteer(s) documents type of work and amount of time used.
 - Direct supervisor compiles time documentation monthly and review it for compliance with department's agreement(s) with labor organizations and/or labor standards and reports discrepancies to unit supervisor.
 - Direct supervisor maintains documentation files at work site.
3. Supervisory Order:
 - a. Chief.
 - b. Major.
 - c. Captain.
 - d. Sergeant.
 - e. Community Police Officer.
 - f. Volunteers.
4. Department Organization:
 - a. Division.
 - b. Precinct.
 - c. City Police Organization.
 - d. Community Police Station.

2.15.075

TRAINING: 06/14

1. Mandatory Training:
 - a. CPR.
 - b. Reception and Telephone etiquette.
 - c. Emergency v. Non-Emergency response.
 - d. Hazard Assessment.
 - e. Crisis Referrals.
 - f. Availability and Use of Resources.
 - g. Confidentiality of police records.
 - h. ACCESS Training.
2. Recommended Training
 - a. First Aid.
 - b. Citizens Academy.
 - c. Basic Police Report/Report Writing.
 - d. How Government Works.
 - e. Accessing Resources.
 - f. Prohibition against Providing Legal Advice.
3. Job specific training as required.
4. Lead Volunteer, special training
5. Other training as required.

2.15.080

TRAVEL AUTHORIZATION AND REIMBURSEMENT: 03/99

The department does not routinely authorize reimbursement or travel or other expenses incurred by volunteers.

1. Volunteers must work through their chain of command for approval from the appropriate Division Commander.
2. After approval is given, volunteers are required to follow the same guidelines as outlined in GOM 4.02.000.

2.15.085

INSURANCE RISK MANAGEMENT: 03/99

1. All on-duty injuries shall be reported immediately to the person in charge or the on-duty supervisor.
2. All events involving on-duty police volunteers that result in damage or loss to department property shall be reported immediately to the person in charge or the on-duty supervisor.

2.16.000 AWARDS PROGRAM

2.16.005

POLICY STATEMENT: 02/14

It is the policy of the King County Sheriffs Office to publicly recognize extraordinary or otherwise meritorious acts in a timely manner. The final determination for an award or commendation will be made by the member's chain of command in accordance with the award criteria. Any member of the Sheriff's Office may nominate another member for an award or commendation for an act or service that he or she feels is deserving of recognition.

2.16.010

POLICY INTENT: 02/14

This policy is to speed the process by which members are recognized for outstanding work. Leaders at all levels shall ensure that awards or commendations are not delayed due to extended vacations or other absences by delegating approval/concurrence authority to subordinates in their absence.

2.16.015

ELIGIBILITY: 12/19

1. Unless otherwise noted all nominees must, at the time of the incident, have been current members of the King County Sheriff's Office, been engaged in the performance of his/her duties whether or not it was during the member's work hours, and acted within the law.
 - **The only exception is the Sheriff's Medal of Heroism, which is specifically for civilian community members and non-sworn Department nominees.**
2. Lower level interim awards may be presented until a final determination is made concerning a higher award.
 - If a higher award is presented, the interim award will be rescinded.
3. Any of the awards may be bestowed posthumously.

2.16.020

COMMENDATION PROCEDURES: 02/14

1. Shortly after a notable event, the nominator shall complete a "Commendation" entry in Blue Team and forward it through the nominee's chain of command.
 - All Commendations submitted via Blue Team will be maintained in HR for use during the performance evaluation process.
2. Commendations should be submitted within two (2) weeks to the nominee's first line supervisor.
3. Each member of the chain of command will forward his/her concurrence/non-concurrence via Blue Team to the next level within one (1) week.
 - a. If the deadline is not met, the supervisor will explain the reasons for its tardiness in their Blue Team comments.
 - b. The timeline will ensure that a Commendation from a Precinct level commander will be approved within five (5) weeks.

4. The Commendation narrative shall clearly describe the actions worthy of the recognition.
 - Incident reports and other supporting documentation shall be attached to the Commendation entry.
5. Each member of the chain of command shall ensure that each of the following are completed:
 - a. Interview witnesses or co-workers for clarification if necessary.
 - b. Concur or non-concur with the recommendation.
 - c. If he/she concurs, provide supporting comments.
 - d. If he/she non-concurs, recommend disapproval.
6. Forward the Commendation to the next level within one (1) week of receipt regardless of his/her recommendation.
7. Approving authority for each commendation shall make the final decision on all commendations taking into account input from the chain of command as well as his/her personal knowledge of the incident and interviews with those involved.

2.16.025

AWARD PROCEDURES: 02/14

1. Shortly after a notable event, the nominator shall complete an "Awards" entry in Blue Team and forward it through the nominee's chain of command.
 - All awards submitted via Blue Team will be maintained in HR for historical records and for use during the performance evaluation process.
2. The nominator should complete and attach an Award Nomination Form (KCSO Form #A-148).
3. Awards should be submitted within two (2) weeks to the nominee's first line supervisor.
4. Each member of the chain of command will forward his or her concurrence/non-concurrence via Blue Team to the next level within one (1) week.
 - a. If the deadline is not met, the supervisor will explain the reasons for its tardiness in their Blue Team comments.
 - This will not affect the decision to approve or disapprove an award.
 - b. The timeline will ensure that an award from a precinct level commander will be approved within five (5) weeks and approved by the Sheriff within seven (7) weeks at the most.
5. The Awards narrative shall clearly describe the actions worthy of the recognition.
 - Incident reports and other supporting documentation shall be attached to the Awards entry.
6. Each member of the chain of command shall ensure that each of the following are completed:
 - a. Interview witnesses or co-workers for clarification if necessary.
 - b. Concur or non-concur with the recommendation.
 - c. If he/she concurs, provide supporting comments.
 - d. If he/she non-concurs, recommend disapproval, upgrade, or downgrade of the award.
7. Forward the nomination to the next level within one (1) week of receipt regardless of his/her recommendation.

8. Approving authority for each award shall make the final decision on all awards taking into account input from the chain of command as well as his/her personal knowledge of the incident and interviews with those involved.
9. If the nomination is for a Precinct level "of the year" award and will be then sent forward to be considered for a departmental award decided by the Sheriff, a separate additional Award Nomination entry will be submitted. This entry will follow the same guidelines as the original entry.

2.16.030

APPROVAL AUTHORITY: 12/19

1. The following awards shall only be approved by the Sheriff or designee:
 - a. Medal of Valor.
 - b. Sheriff's Star.
 - c. Sheriff's Medal.
 - d. Sheriff's Medal of Heroism.
 - e. Sergeant of the Year.
 - f. Deputy of the Year.
 - g. Detective of the Year.
 - h. Communications Specialist of the Year.
 - i. Professional Support Employee of the Year.
 - j. Marshal of the Year.
 - k. Reserve Deputy of the Year.
 - l. Volunteer of the Year
 - m. Explorer of the Year.
 - n. Screener of the Year.
 - o. PTO of the Year.
2. The following awards shall be approved by:
 - a. Majors in command positions in Patrol Operations and Criminal Investigations;
 - b. Captains and Managers in Technical Services, ARFF, Metro, and Sound Transit are the approving authority for their members.
 - Blue Star.
 - Commander's Award.
 - Lifesaver Award.
 - Meritorious Service Award.
 - Quality Policing Award.
3. Upon approval of the award, the approving authority shall ensure a copy of the award certificate and approved nomination form are placed in the member's personnel file, and the entire chain of command including the Sheriff, his/her executive staff assistant and the Human Resource Unit are notified.
 - The Media Relations Officer shall also be notified of any awards for posting or dissemination to media outlets.
4. The approving authority for the award is highly encouraged to make use of notifications of awards approval and impending presentations via GIB, Sheriff's Office web page, Facebook, etc.

2.16.035

AWARDS PRESENTATION: 02/12

1. Awards shall be presented by the approving authority or designee on the earliest possible date after approval.
2. The guiding principle of this process shall be to quickly recognize the outstanding work of our members.
 - Presentation should not be unreasonably postponed in order to satisfy the schedule of an individual member of the chain of command.
3. In an effort to include co-workers in the presentation, awards should be presented at the member's work site.
4. Reasonable efforts shall be made to include family members, involved citizens and media in the presentation.
5. Members who have been awarded decorations throughout the year will be invited to attend the departmental annual awards ceremony where they will be recognized.
6. "Of the Year" awards will be presented at the departmental annual awards ceremony.

2.16.040

WEARING AWARDS: 02/12

1. Award bars will be worn centered above the wearer's name tag in order of precedence.
2. A maximum of 3 bars will be worn in any row before a new row is started. Precedence increases from the wearer's right to left and bottom to top. Therefore, if multiple rows are needed, the lowest ranking award will be on the bottom row to the wearer's right. The highest award will be to the wearer's left in the highest row.
 - See diagram 1 in GOM 7.02.035.
3. Multiple awards of the same decoration will be designated with stars indicating the total number of awards of that decoration.
 - Multiple Lifesaver Awards will be designated with blue crosses indicating the total number of awards.
4. Outside agency awards equivalent to the Medal of Valor and/or Sheriff's Star that have been approved under 2.16.040 shall be worn after the lowest KCSO award.
5. Other pins and devices such as SWAT or Motorcycle Unit will be worn below the nametag on the pocket flap.
6. Awards are optional wear for the duty uniform, but mandatory for the Class A and Dress Uniforms. Supervisors may mandate wearing of awards for certain occasions when a duty uniform is worn and it is in the interest of KCSO for members to wear awards.
7. Members who wear civilian clothes may wear award lapel pins at their discretion.
8. Recipients of the Medal of Valor, Sheriff's Star, Sheriff's Medal, Life Saver, Blue Star, and "Of the year" Awards will be authorized to include the wording "_____Medal Recipient, 20__" on their business cards below the name line.

2.16.045

OTHER AGENCY AWARDS: 02/12

Only King County Sheriff's Office awards shall be worn on the King County uniform with the exception of awards from other public safety agencies that are equivalent to the Medal of Valor and/or the Sheriff's Star. Requests for permission to wear the award(s) shall be forwarded to the Undersheriff through the chain of command using the following format:

1. An Officers Report requesting to wear an award from another agency. The OR shall include the name of the award and a point of contact from the other agency.
2. A copy of the award certificate including the citation and any supporting documents used in the other agency's decision.
3. A photo of the award in its entirety.
4. The Undersheriff may, at his/her discretion order the Background Investigations Unit to verify the award.
5. Upon verification, the Undersheriff may authorize the award for wear on a King County Uniform.

2.16.050

AWARD CRITERIA: 12/19

Awards are ranked in the order they are presented here, from highest to lowest.

MEDAL OF VALOR

1. The Medal of Valor is the department's highest award.
2. Approval authority is the Sheriff, but this may be delegated to the Undersheriff.
3. This award will be conferred upon department members who, in the highest traditions of public service, perform an extraordinary act of bravery or heroism.
4. This award will be conferred upon a department member who selflessly gives his/her life in the line of duty; or distinguishes him/herself by the performance of an act of courage involving extreme risk or imminent danger to life and is above and beyond the call of duty.
5. Criteria:
 - a. The nominee must have:
 - Acted in the face of extreme risk, without regard for his/her own well being and with full knowledge of the risk to his/her own personal safety; and
 - Substantially contributed to the protection of human life; and/or
 - Been engaged with an armed and dangerous adversary.
 - b. The act must have been:
 - Clearly above and beyond the call of duty; and
 - An action which would not subject the department member to any justifiable criticism if not performed; and
 - Based upon sound judgment and did not unduly jeopardize any mission or individual.
6. Award particulars: The recipient of the Medal of Valor shall be entitled to the following:
 - a. A certificate inscribed "*Medal of Valor*" that states, in some detail, the act for which the award is bestowed; and
 - b. An award medallion suspended from a ribbon that may be worn at official ceremonies and functions; and
 - c. An award breast bar; and
 - d. An 8x10 photograph capturing the award presentation; and
 - e. Two (2) additional vacation days each calendar year thereafter.
 - f. The Payroll Unit shall maintain a file and credit the recipient in January of each year.

SHERIFF'S STAR

1. The Sheriff's Star is the department's second highest award.
2. Approval authority is the Sheriff, but this may be delegated to the Undersheriff.
3. It will be conferred upon department members for an act performed in the line of duty, which involved courage, bravery and significant risk to the life of the department member, but which was performed under conditions less hazardous than those described in the Medal of Valor.
4. Criteria:
 - a. The nominee must have:
 - Acted in the face of significant risk without regard for his/her own well being; and
 - Exhibited courage and bravery in the face of peril in the performance of official duties.
 - b. The act must have been:
 - Conspicuous and well above the standard expected; and
 - An action which would not subject the department member to any justifiable criticism if not performed; and
 - Based upon sound judgment and did not unduly jeopardize any mission or individual.
5. Award particulars: The recipient of the Sheriff's Star shall be entitled to the following:
 - a. A certificate inscribed "*Sheriff's Star*" that states, in some detail, the act for which the award is bestowed; and
 - b. An award medallion suspended from a ribbon that may be worn at official ceremonies and functions; and
 - c. An award breast bar; and
 - d. An 8x10 photograph capturing the award presentation; and.
 - e. One (1) additional vacation day each calendar year thereafter.
 - f. The Payroll Unit shall maintain a file and credit the recipient in January of each year.

SHERIFF'S MEDAL

1. The Sheriff's Medal is the department's third highest award.
2. Approval authority is the Sheriff, but this may be delegated to the Undersheriff.
3. It will be conferred upon department members who have displayed courage and bravery in the line of duty, under conditions described as less hazardous than those described in the Medal of Valor and Sheriff's Star.
4. Criteria: The nominee must have exhibited courage and bravery in the performance of the act.
 - a. The act must have been:
 - A superior performance of duty, performed in a highly commendable manner; and
 - An action which would not subject the department member to any justifiable criticism if not performed; and
 - Based upon sound judgment and did not jeopardize any mission or individual.
5. Award particulars: The recipient of the Sheriff's Medal shall be entitled to the following:
 - a. A certificate inscribed "*Sheriff's Medal*" that states, in some detail, the act for which the award is bestowed; and
 - b. An award medallion suspended from a ribbon that may be worn at official ceremonies and functions; and
 - c. An award breast bar lapel pin; and
 - d. An 8x10 photograph capturing the award presentation; and

- e. One (1) vacation day for the calendar year in which the award was bestowed.
 - This is a one-time only granting of a vacation day.
 - The Payroll Unit shall maintain a file and credit the recipient accordingly.

SHERIFF'S MEDAL OF HEROISM

1. The Sheriff's Medal of Heroism is the Department's highest civilian award.
2. This award will be conferred upon civilian community members or non-sworn Department members who, in the highest traditions of community service, perform an extraordinary act of bravery or heroism.
3. This award will be conferred upon civilian community members or non-sworn Department members who perform an act or service of conspicuous gallantry and extraordinary heroism. This includes voluntary risk under conditions of danger to life or property.
4. Criteria:
 - The nominee must have:
 - Acted in the face of extreme risk, without regard for his/her own well being and with full knowledge of the risk to his/her own personal safety; and
 - Substantially contributed to the protection of human life; and/or
 - Been engaged with an armed and dangerous adversary.
 - The act must have been:
 - Clearly above and beyond the call of duty; and
 - An action that would not subject the community member to any justifiable criticism if not performed; and
 - Based upon sound judgement and did not unduly jeopardize any individual.
5. Award particulars: The recipient of the Sheriff's Medal of Heroism shall be entitled to the following:
 - a. A certificate inscribed "Sheriff's Medal of Heroism" that states, in some detail, the act for which the award is bestowed; and
 - b. An award medallion suspended from a ribbon; and
 - c. An 8x10 photograph capturing the award presentation.
 - d. One (1) additional vacation day each calendar year thereafter, for non-sworn Department members.
 - The Payroll Unit shall maintain a file and credit the recipient in January of each year.

BLUE STAR

1. The Blue Star is the department's fourth highest award.
2. Approval authority for the award is the Major or Captain level commander for the member.
3. The Blue Star Award will be conferred upon department members who are injured or killed due to the actions of another or circumstances caused by another while working in their official capacity.
4. While clearly an individual decoration, the Blue Star differs from all other decorations in that an individual is not "recommended" for the decoration; rather he or she is entitled to it upon meeting specific criteria.
5. Criteria:
 - a. The injury must have been documented by medical personnel.
 - b. Exposure to blood borne pathogens and toxins that require treatment are qualifying injuries.
 - c. The injury must be sustained because of the unique environment and conditions in which we work.

- Injuries that would occur in a normal business or work environment (tripping in a precinct hallway, falling off a chair, injuries sustained while performing routine vehicle maintenance) do not qualify an individual for this award

6. Award Particulars:

- a. A certificate inscribed "*Blue Star Award*" that states, in some detail, the act for which the award is bestowed; and
- b. An award breast bar; and
- c. An 8x10 photograph capturing the award presentation; and
- d. One (1) vacation day for the calendar year in which the award was bestowed.

- This is a one-time only granting of a vacation day.
- The payroll Unit shall maintain a file and credit the recipient accordingly.

COMMANDER'S AWARD

1. The Commander's award is the fifth highest award.
2. The intent of this award is to provide commanders a means to visibly reward outstanding achievement or service.
3. Approval authority is the Major or Captain/Manager level commander.
4. The award will be conferred on a department member who distinguishes himself or herself by heroism, meritorious achievement or meritorious service.
5. The award may also be conferred on a unit, team, or other group of employees whose actions are heroic or meritorious.
6. The award may be conferred as an interim award awaiting approval of a higher level decoration.
7. Criteria:

- A member or team accomplishes a task that is above and beyond normal expectations and does so in an outstanding manner.

8. Award Particulars:

- a. A certificate inscribed "*Commander's Award*" that states, in some detail, the act for which the award is bestowed; and
- b. An award breast bar for commissioned members.
- c. A lapel pin for professional staff.

LIFESAVER AWARD

1. The Lifesaver Award is the sixth highest award.
2. Approval authority is the Major or Captain/Manager level commander.
3. The award will be conferred on a department member who saves or prolongs another's life.
4. Criteria:

- The member must have prolonged another's life until medical aid personnel arrived and assumed lifesaving efforts.

5. Award Particulars:

- a. A certificate inscribed "*Lifesaver Award*" that states, in some detail, the act for which the award is bestowed; and
- b. An award breast bar for commissioned members.
- c. A lapel pin for professional staff.

MERITORIOUS SERVICE AWARD

1. The Meritorious Service Award is the seventh highest award.
2. Approval authority is the Major or Captain/Manager level commander.
3. The award will be conferred on an individual or group who demonstrate extremely meritorious dedication to duty.
4. Criteria:
 - A member or team accomplishes a task which is within the scope of his/her/ their duties and accomplishes it in an outstanding manner.
5. Award Particulars:
 - a. A certificate inscribed "*Meritorious Service Award*" that states, in some detail, the act for which the award is bestowed; and
 - b. An award breast bar for commissioned members.
 - c. A lapel pin for professional staff.

QUALITY POLICING AWARD

1. The Quality Policing Award is the eighth highest award.
2. Approval authority is the Major or Captain/Manger level commander.
3. The award will be conferred on an individual or group whose actions or service contribute significantly to solving an ongoing problem in a neighborhood or other area.
4. This award may be conferred on civilians who work in concert with KCSO and make a significant contribution to solving the problem
5. Criteria:
 - The actions or service must have contributed to solving a problem and increasing the quality of life of those affected by the problem.
6. Award Particulars:
 - a. A certificate inscribed "*Quality Policing Award*" that states, in some detail, the act for which the award is bestowed.
 - b. An award breast bar for commissioned members.
 - c. A lapel pin for civilians and professional staff.

ANNUAL AWARDS

1. Commanders will annually forward nominees' names to the Sheriff by January 4th for consideration for the following awards.
 - a. Sergeant of the Year.
 - b. Deputy of the Year.
 - c. Detective of the Year.
 - d. Professional Support Employee of the Year.
 - e. Communications Specialist of the Year.
 - f. Reserve Deputy of the Year.
 - g. Marshal of the Year.
 - h. Explorer of the Year.
 - i. Volunteer of the Year.
 - j. Screener of the Year.
 - k. PTO of the Year.
2. Commanders will forward names for all categories under their command.
3. The method for determining the nominees shall be the commanders' discretion

4. The Sheriff shall determine the awardee for each category based on the commanders' recommendations.
5. Criteria:
 - The winner of each category must have demonstrated service or actions over the course of the year that are in keeping with the highest traditions of public service and bring great credit to him/herself, his/her unit, and KCSO.
6. Award Particulars:
 - a. A certificate inscribed "*(category) of the Year*".
 - b. An award breast bar for commissioned members and explorers.
 - c. A lapel pin for professional staff.
7. Each worksite may decide to have their own 'of the year' awards outside of the department wide awards.
 - These awards do not qualify under this manual section and do not receive the associated certificate and/or bars/pins.

2.16.055

RETIREMENT FROM THE SHERIFF'S OFFICE: 01/16

Retirement from the Sheriff's Office and a Washington State Retirement System are two separate issues. This policy outlines what to do when a member wants to "retire for service" from the Sheriff's Office.

1. All department members who honorably "retires for service" from the Sheriff's Office may request a retirement certificate and service award to commemorate their years of employment. Sworn department members are also eligible for a retirement identification card and retirement badge.
2. Requests may be made under the following guidelines:
 - a. The department member shall notify the Human Resource Unit of their plan to retire by completing a Separation Notice (KCSO Form P-126) and submitting it to the Human Resource Unit via their immediate supervisor.
 - Separation Notices are available on the Sheriff's Office Human Resources intranet page or through the Human Resource Unit.
 - Documentation of prior service with another department may be required by the Human Resource Unit.
 - The Separation Notice has a place to request a retirement certificate and award for all employees, and an identification card and badge for commissioned members.
 - Eligible retirees who desire to receive any of the four shall mark the form accordingly before submitting it to the Human Resource Unit.
 - b. The Human Resource Unit shall verify eligibility of the retiree and then submit the request to the Property Management Unit (PMU) if a badge is requested.
 - c. The retirement certificate, award, badge and identification card will not be issued until the retiree's assigned equipment, including current badge, are returned to PMU.
3. The Human Resource Unit will issue the certificate, award, retirement badge and identification card for commissioned members, limited commissioned members and reserves.
 - a. Fully commissioned members who retire for service or physical disabilities shall be issued a CPL waiver.
 - b. Fully commissioned members who retire because of mental or stress-related disabilities **shall not** be issued a CPL waiver.
 - c. Special commissioned and reserves will not receive a CPL waiver upon retirement.

4. Professional staff will receive a certificate of retirement and award from the Human Resource Unit.
5. Department members who “retire for service” and were reduced in rank because of attrition and not disciplinary action may request a retirement certificate, identification card and badge representing their previous rank.
6. The retiree must be:
 - a. A commissioned law enforcement member with at least twenty (20) years of service, and the last five (5), at a minimum, with the King County Sheriff's Office; or has worked five (5) or more years and retires because of a duty-related disability; or
 - b. A professional staff member with at least twenty (20) years of service with King County, and the last five (5) years at a minimum with the King County Sheriff's Office; or
 - c. A department reserve deputy with at least fifteen (15) years of service; and
 - d. Honorably retired.
7. Upon request, the Sheriff may:
 - a. Waive the minimum years of service requirements in the case of injury, disability or other special circumstances; or
 - b. Issue a certificate of appreciation to members who leave the department and are not eligible to “retire for service”.

See GOM section 7.05.090 for information about purchasing an assigned primary handgun.

2.17.000 TRAINING

2.17.005

MANDATORY TRAINING: 12/17

It is the policy of the Sheriff's Office that all personnel will stay current with mandatory training requirements; mandatory requirements may vary depending on rank or assignment. To determine what is mandatory training for a member's current rank or assignment go to the Sheriff's Office intranet page, then go to the Advanced Training Unit (ATU) intranet site, Training, classes required.

WAC Code 139-05-300 requires that all fully commissioned and reserve personnel complete a minimum of twenty four (24) hours of in-service training annually.

Captains and managers are responsible for ensuring the members of their section are scheduled for mandatory training and if commissioned, complete the state required twenty four (24) hours training requirement. Supervisors should plan ahead when scheduling training to minimize the amount of overtime used. If overtime is necessary it shall be charged to the section the deputy is assigned, including backfill overtime. Contract city deputies will charge training overtime to the city they are assigned. For more clarification or examples go the Sheriff's Office intranet page, then to contracts, then overtime.

1. Mandatory Training will include but is not limited to training in:
 - a. ACCESS (every two years).
 - b. BAC refresher (every three years).
 - c. Bloodborne Pathogens (once a year).
 - d. Emergency Vehicle Operations Course (every two years).
 - e. Ethics Training (every two years).
 - f. First Aid/CPR (every two years).
 - g. Hazmat/Gas Mask fit test (once a year).
 - h. Less Lethal Options/Use of Force training (every two years).
 - i. Legal Updates (once a year).
 - j. On-line Mandated Training (once a month).
 - k. Primary Handgun (twice a year).
 - l. Use of Force Policy (once a year).
2. Once qualified and/or certified to carry the following equipment, or use the technique, the following become mandatory training:
 - a. AR-15 Rifle (twice a year).
 - b. Secondary Handgun (twice a year).
 - c. Shotgun (twice a year).
 - d. Pursuit Intervention Technique (every two years).
 - e. Taser Recertification (once a year).
 - f. Less Lethal Shotgun (once a year)
3. Attendance is mandatory for all members scheduled to attend training.
 - a. Members unable to attend scheduled training shall contact their supervisor ASAP.
 - b. The supervisor shall contact the unit providing the training ASAP to advise that the member is unable to attend the scheduled training and coordinate efforts to reschedule.
 - c. If a member fails to show up for training or advises they will be absent, the unit providing the training will contact the member's Captain/Manager and notify them of the absence and whether it was excused or non-excused.
4. The names of members who fail to meet mandatory training requirement will be forwarded to IIU.

5. On-Line training
 - a. On-line training keeps department members up-to-date with policies and procedures and between formal training sessions.
 - b. Mandatory on-line training will be provided monthly.
 - c. The training will be announced in a GIB and will state who is required to take the training.
 - The GIB will have a direct link to the training site.
 - d. Failure to complete mandatory on-line training will result in ATU forwarding the member's name to their Captain/Manager and disciplinary action may result.
6. Remedial training.
 - a. Remedial training is individualized instruction used for specific deficiencies in personnel. Generally, the need for remedial training is recognized during qualifications, mandated training, job performance, or annual evaluations.
 - b. Training and proficiencies that are mandated by state law or department policy (i.e. firearms qualifications, taser recertification, driving skills) will require remedial training if failed
 - c. Except for firearms, remedial training is made available by ATU as the need arises.
 - d. Completion of the training will be accomplished as soon as possible after the deficiency is observed, not to exceed ninety (90) days.
 - e. Firearms remedial training is made available by the Range Unit.
 - Firearms remedial training will be completed within thirty (30) days.
 - f. Members designated to receive remedial training are required to attend the appropriate classes.
 - g. Failure of personnel to participate in remedial training will be reported, by the instructor, to the member's Captain/Manager and disciplinary action may result.
7. Credit for all Training. The following guidelines must be met in order for a member to receive credit for training:
 - a. When a member attends mandatory training provided by KCSO (EVOC, PIT, BAC, Firearms, roll call/unit training) the member will sign a training roster.
 - b. The supervisor/instructor will submit the roster to ATU so that the training can be entered.
 - c. When a member attends non-mandatory or outside training and the member does not sign a training roster; the member needs to complete a Training Certification Form, (KCSO P-253). The form can be found on the intranet under Forms, Training & Travel. The member shall forward the Training Certification to ATU.
 - d. ATU will notify the member via e-mail within fifteen (15) days that the Training Certification was received and that credit was given, or that more information is needed to approve the request.
8. KCSO approved and/or sponsored training:

KCSO members often provide quality training to other members. It is strongly encouraged that qualified members provide training to others. The instructor(s) providing training must accomplish the following before authorization to conduct the training. It is recommended that the classes be a minimum of thirty (30) minutes to receive credit.

 - a. Instructor(s) must complete a Lesson Plan Approval Form (KCSO T-134), prior to the training.
 - The form can be found on the ATU intranet site, under forms.

- b. The Lesson Plan Approval Form shall be submitted to ATU for approval.
 - The form shall list the credentials of the instructor(s).
 - c. The lesson plan and training must be approved by the ATU supervisor prior to the training taking place.
 - d. The instructor(s) submitting the request will be notified if the training is approved or denied.
 - e. Instructor(s) teaching approved training will have students sign a KCSO roster.
 - f. The instructor shall forward the roster to ATU.
 - g. ATU will track each training class to include, at a minimum:
 - Date of course.
 - Course content.
 - Name of attendees.
 - Number of training hours.
 - Performance of individual attendees as measured by tests and/or performance assessments if administered.
 - h. If the training is approved the following wording will be included in the GIB or other announcement, so members know it is KCSO approved training. *"This is Department approved training, members will receive credit towards the 24 hour training requirement"*.
9. Member training records:
- a. ATU will maintain department members training records.
 - b. To access training records for primary/secondary handguns, shotguns, rifles, taser, use of force training, or hazmat/gas mask fit test contact Special Operations administrative assistant.
 - c. To access training records for EVOC, PIT, First Aid/CPR, bloodborne pathogens, BAC, ACCESS, ethics training, on-line mandatory training or other optional training and a training certification form was submitted contact the ATU administrative assistant.
 - d. Training records include:
 - Member's name.
 - Course title.
 - Where and when attended.
 - Hours of instruction.
 - Scores, if tested.
 - Certificates issued.
10. Training committee:
- a. A committee of eight (8) members of the Sheriff's Office, including the ATU Sergeant, has been established for the purpose of assisting in the training needs of the department.
 - b. The training committee is advisory in nature and works with the ATU Sergeant to assist in developing and evaluating the training needs of the department. Ideas and suggestions should be discussed, and recommendations made, based on merit, training needs and realistic budget considerations.
 - c. There is one representative from each of the following areas:
 - Patrol Operations.
 - Technical Services.
 - Special Operations.
 - Criminal Investigations.
 - Contract Cities.
 - Transit Police.
 - Professional Staff.

- d. Committee members are selected from a list of volunteers by the ATU Captain.
 - The length of commitment is two (2) years.
- e. The ATU Sergeant will chair the training committee.
- f. The training committee will meet annually and on an as-needed basis

2.17.010

POLICE TRAINING OFFICER PROGRAM: 04/17

1. It is the policy of this department to provide a fair, thorough, and comprehensive police training and evaluation program for newly hired student -deputies.
2. The Sheriff's Office Police Training Officer (PTO) Program is a standardized objective training program that encompasses up to 4 phases of training:
 - a. Phase 1: Successful completion of the Basic Law Enforcement Academy (BLEA) or Equivalency Academy as well as the department's Pre BLEA and Post BLEA training.
 - b. Phase 2: Field training at a precinct where the student-deputy and trainer work as a one unit car. The training consists of an integration week, four (4) segments, each lasting approximately three (3) weeks, a midterm week and a final one (1) to two (2) week evaluation.
 - A student-deputy must successfully complete Phase 2 prior to working as a patrol unit without a PTO in the car.
 - c. Phase 3: Advanced field training that occurs when the student-deputy has met the standard of a competent deputy and is allowed to work as a single patrol unit while being monitored by a Master Police Officer (MPO).
 - Completion of a Problem Solving/Community Oriented Policing project is required prior to the student deputy completing their probationary period or before the student-deputy may be considered for Phase 4.
 - d. Phase 4: Designated for student-deputies that have not completed their probationary period but due to the deputies exemplary performance, no longer requires monitoring by an MPO.

2.17.015

EXTERNAL TRAINING: 04/19

1. Application and selection for external training from the Washington State Criminal Justice Training Center (CJTC).
 - a. Requests for CJTC sponsored training classes shall be submitted, via email, to atu@kingcounty.gov, via the requestor's chain of command. Applicants shall also attach a Request for Training (KCSO Form #T103). Emails shall include:
 - Members full name.
 - Supervisory permission, preferably through an email chain.
 - Direct supervisors name and phone number.
 - Date of promotion (if applicable).
 - Class name, Course number and dates.

- b. All requests require approval from the employee's chain of command. All requests will note this approval.
 - c. In the event that there are multiple requests from a specific section, the Precinct/Section Commander will be asked to rank the requests based on training needs.
 - d. The supervisor of ATU will then submit the requests to the CJTC
 - e. CJTC registration will notify both the person requesting the training and their supervisor, by email, confirming they are processing the request.
 - f. Course acceptance depends on the program coordinator at the CJTC. Email notification of acceptance may not be received until 2 – 4 weeks prior to the actual course date.
 - g. All costs associated with approved CJTC Training shall be the responsibility of the approving Precinct/Section/Division.
2. Application and selection for external training from outside agencies or institutions.
- a. All applications for training require the use of KCSO Form #T-103 Request for Training, with approval from a supervisor and Precinct/Section Commander. All applications will note this approval in writing on the Request for Training form.
 - b. In the event that there are multiple applicants from a specific section, the Precinct/Section Commander will rank the applicants based on training needs, when necessary.
 - c. All costs associated with the approved training will be the responsibility of the approving Precinct/Section/Division.
3. Absences from external training.
- a. Most outside training agencies require advanced notice for students who are unable to attend training. Often times no notice, or late notice, means losing the tuition or being assessed a fee for non-attendance. Further, valuable training opportunities are lost for other potential students.
 - b. Employees may be excused from authorized training with written notification and approval from their Precinct/Section Commander under the following conditions:
 - Reasonable excuses, such as illness, injury or personal emergency.
 - Being under subpoena and attending court.
 - Exigent operational needs as directed by the respective Precinct/Section Commander.
 - c. Unexcused absences at sponsored and/or authorized training will be investigated. Such absences may be considered neglect of duty and /or absence without leave, which may be subject to disciplinary sanctions.
4. Attendance Records for External Training
- a. Upon completion of external training, department members shall forward the following information to the ATU within five (5) working days:
 - Completed Certification of Training Form, available from ATU or ATU Intra-net site.
 - A copy of the awarded certificate, if provided.
 - b. ATU will ensure that the above information is placed in the employee's training file.

2.17.020

**WASHINGTON STATE CRIMINAL JUSTICE TRAINING COMMISSION
CERTIFICATIONS: 08/03**

1. Peace Officer Certifications.
 - a. Effective January 1, 2002, all commissioned members of the Sheriff's Office were required to obtain their Peace Officer Certification.
 - b. It is the policy of the Sheriff's Office that all commissioned members maintain their Peace Officer Certification.
 - c. Failure to maintain this certification may result in progressive disciplinary action.

2. Career Level Certifications (WAC 139-25-110).
 - a. It is the policy of the Sheriff's Office that all commissioned supervisors obtain their respective Career Level Certification from the Washington State Training Commission within eighteen months of promotion.
 - b. Career Level Certifications are required in the following areas:
 - Supervisory Certification.
 - Middle Management Certification.
 - c. Each Certification has minimum requirements set by the Washington State Criminal Justice Training Commission which are available for review on the CJTC web site. These include, but are not limited to:
 - Possession of a Basic Law Enforcement or equivalency certificate.
 - Completion of a probationary period.
 - Meeting Core Course requirements.
 - Successful completion of at least seventy two (72) hours of appropriate elective for the specific certification.
 - d. All completed applications for Career Level Certification are sent to the Advanced Training Unit Sergeant for internal approval. Awarded certificates from CJTC are sent to respective employees via the chain of command. The Advanced Training Unit maintains a record of awarded certificates in each supervisor's training file.
 - e. Failure to obtain required Career Level Certification may result in progressive disciplinary action.

2.18.000 CAREER DEVELOPMENT/LEADERSHIP TRAINING

2.18.005

POLICY: 02/10

The Sheriffs Office recognizes the need to support ongoing training and career development for its employees. Training serves three broad purposes:

1. Well-trained deputies, supervisors and professional staff are generally prepared to act decisively and correctly in a broad spectrum of situations.
2. Training results in greater productivity and effectiveness; and
3. Training fosters cooperation and unity of purpose.

It is the policy of the Sheriffs Office to support training, within the scope of its resources, for commissioned and professional personnel in the areas of specialized assignments, career development and leadership training.

2.18.010

PURPOSE: 10/12

Training enhances skills, knowledge and abilities. Such training may be technical, job specific, supervisory, management and /or executive development training.

1. Specialized Assignment Training/Career Development Training/Leadership Training may be necessary for the below positions, but is not limited to:
 - a. Patrol Skill Enhancement with courses such as Crime Scene Investigations, Computer Skills and Problem Solving.
 - b. Professional Staff Skill Enhancement.
 - c. Patrol Training Officer.
 - d. Detectives in Investigative Units.
 - e. Deputies and Professional Staff upon promotion.
 - f. Supervisors upon promotion.
 - g. Managers, when promoted.
 - h. Instructors.
 - i. TAC-30 deputies.
 - j. Canine deputies.
 - k. Helicopter Pilots.
 - l. Marine/Scuba Divers.
 - m. ATU deputies.
 - n. ARFF deputies.
 - o. HMT/BDU deputies.
 - p. Range deputies.
 - q. Search and Rescue deputies.
 - r. Any other positions the Sheriff may deem necessary.
2. Career development through performance evaluations:
 - a. Each year during performance evaluations the employee and supervisor will discuss each employee's career goals for the upcoming review period and evaluate progress on career goals (if any identified) during the previous rating period.
 - b. Each supervisor is evaluated in their own performance evaluation on their skill in helping subordinates develop and achieve career goals.

3. Transfer opportunities:
 - a. Internal transfers within a job classification can be an important part of career development.
 - b. Transfer opportunities should be evaluated considering an employee's stated career goals.
 - c. Each position that can be filled by process of internal transfer shall have a defined list of knowledge, skills and abilities.
 - These lists of transfer requirements are maintained in the Personnel Unit and are available for viewing by all employees so they can be used to assist in career planning and preparation.

4. Supervisory and Executive Development
 - a. The Advanced Training Unit will keep lists of all required supervisory and executive training.
 - b. Each Division Commander will maintain a listing of executive-level training appropriate for the Commanders in that division.

2.18.015

TRAINING: 07/10

Supervisors and command staff shall receive an orientation on career development during supervisor's in-service training or commanders training.

2.19.000 FIREARMS PROFICIENCY POLICY

2.19.005

POLICY: 12/17

Sheriff's Office members who are required to carry firearms (other than less lethal) will qualify and/or demonstrate proficiency with each authorized firearm they carry, once in each of the first and second halves of a calendar year. All firearm qualifications and training courses will be determined by the Range Unit.

2.19.010

FIREARMS PROFICIENCY PROCEDURES: 02/16

1. The Range Unit will coordinate qualifications and training.
 - The yearly range schedule will be posted on the Sheriff's Office Web page.
2. Qualifications will be conducted by certified firearms instructors with the assistance of Range Safety Officers (RSO).
3. Members shall not use the Ravensdale Range without prior approval of the Rangemaster.
4. Members shall report to the range with their authorized firearm(s) carried in a manner consistent with their current assignment. Authorized firearms include:
 - a. Primary handgun.
 - b. Secondary handgun.
 - c. Rifle.
 - d. Shotgun.
5. Members are required to wear their ballistic vest, ear and eye protection while on the range.
6. The Range Unit will maintain a "yet to assess" list, that is updated daily, on the Sheriff's Office Intranet.
7. Firearms instructors conducting qualifications on dates and at places other than the Ravensdale Range will scan and send skill sheets to the Range Unit by the next business day. The originals will then be sent to the Range Unit.
8. Any firearm may be taken out of service by any Firearms Instructor who feels the weapon is not functioning properly.
 - The weapon will not be returned to service until it has been inspected by the Department Armorer.
9. Members will not remove ammunition or brass from the Range facility unless issued by the Range staff.

2.19.015

SCHEDULING: 02/16

1. Precinct Operation Captains and Section Commanders are responsible for ensuring their members have qualified during the assessment period.
2. The scheduling of members should be spread out during the entire qualification periods.
3. If a Precinct Operation Captain or Section Commander receives information that a member has failed to qualify at an assessment, the Captain or Section Commander shall ensure the member is scheduled to attend the next available remedial firearms training.

2.19.020

PRIMARY HANDGUN QUALIFICATIONS: 09/16

1. Recruits and laterals will qualify with their primary handgun and demonstrate proficiency with other authorized firearms prior to any field assignment to include the PTO program.
2. Members required to carry firearms will qualify with their authorized primary firearms semi-annually.
3. Members will demonstrate at least a minimum proficiency at each firearm qualification.
 - a. Members will have two (2) opportunities to pass the qualification course.
 - b. Members who do not meet the minimum proficiency standard will notify their supervisor, Precinct Operation Captain or Section Commander to schedule remedial firearms training. Precinct Operations Captains/Section Commanders will also be notified by the Range Unit when a member has failed any qualification course.
 - c. Remedial training will be provided within thirty (30) days of not meeting the qualification standard. Contact with the Range Unit for that purpose will be initiated by the Precinct Operations Captain/Section Commander or their designee.
 - This will include passing a qualification.
 - d. Members who fail to pass the qualification course after remedial training will be placed on administrative duties until either the qualification course is passed, or pending further administrative action.
4. Members found to be carrying a handgun in violation of this policy will be subject to disciplinary action and the suspension or revocation of their authorization to carry a department handgun. Reasons for suspension/revocation of handgun privileges also include but are not limited to:
 - a. Failure to attend training.
 - b. Carrying a non-authorized handgun/ammunition.
 - c. Unjustified shooting (as determined by Department Critical Incident Review Board).

2.19.025

SECONDARY HANDGUN PROFICIENCY: 09/16

1. Members who are required to carry firearms and carry a secondary handgun will show proficiency with their authorized secondary handguns semi-annually.
2. Members will have two (2) opportunities to pass the proficiency course.
 - a. Members who fail will not be authorized to carry a secondary handgun until they have received remedial training and have passed the proficiency course.
 - b. If the member fails to attend remedial training or demonstrate proficiency with a secondary firearm during remedial training, the authority to carry that firearm may be revoked until the member passes the department qualification or proficiency demonstration.
 - Members may opt out of carrying any secondary handgun at any time.
3. Precinct Operation Captains and Section Commanders will be notified by the Range Unit when a member has failed the secondary handgun proficiency course, or for any other reason had their use of secondary handgun withdrawn.
4. Members found to be carrying a secondary handgun in violation of this policy will be subject to disciplinary action and the suspension or revocation of their secondary handgun privilege. Reasons for suspension/revocation of secondary handgun privileges also include but are not limited to:

- a. Failure to pass the proficiency course.
- b. Failure to attend training.
- c. Carrying a non-authorized secondary handgun/ammunition.
- d. Unjustified shooting (as determined by Department Critical Incident Review Board).

2.19.030

RIFLE PROFICIENCY: 09/16

1. Members who are required to carry firearms and want to carry a department approved rifle, must successfully complete the three day rifle familiarization course sponsored by the Range Unit.
2. Members must pass the rifle proficiency course, semi-annually.
 - Members will have the opportunity to confirm the "zero" on their rifle prior to shooting the proficiency course.
3. Members will have two (2) opportunities to pass the proficiency course.
 - a. Those who fail will not be authorized to carry a rifle until they have received remedial training and have passed the proficiency course.
 - b. If the member fails to attend remedial training or demonstrate proficiency with a rifle during remedial training, the authority to carry that rifle may be revoked until the member passes the department qualification or proficiency demonstration.
 - Members may opt out of carrying any rifle at any time.
4. If a rifle has an optic, the shooter must pass the re-certification course once using the optic and once using the iron sights.
5. Precinct Operation Captains and Section Commanders will be notified by the Range Unit when a member has failed the rifle proficiency course, or for any other reason had their rifle authorization withdrawn.
6. Members found to be carrying a rifle in violation of this policy will be subject to disciplinary action and the suspension or revocation of their rifle privilege. Reasons for suspension/revocation of rifle privileges also include but are not limited to:
 - a. Failure to pass the proficiency course.
 - b. Failure to attend training.
 - c. Carrying a non-authorized rifle/ammunition.
 - d. Unjustified shooting (as determined by Department Critical Incident Review Board).

2.19.035

SHOTGUN PROFICIENCY: 02/21

1. Members who are required to carry firearms and carry a department approved shotgun (other than less lethal) will show proficiency with their authorized shotgun semi-annually.
2. Members who do not qualify with their issued or approved shotgun shall be prohibited from carrying that shotgun on duty.
 - Department issued shotguns shall be returned to the Range Master within 14 days of the end of the qualification period.
3. Members will have two (2) opportunities to pass the proficiency course.
 - a. Those who fail will not be authorized to carry a shotgun until they have received remedial training and have passed the proficiency course.

- b. If the member fails to attend remedial training or demonstrate proficiency with a shotgun during remedial training, the authority to carry that shotgun shall be revoked until the member passes the department proficiency demonstration.
 - Members may opt out of carrying any shotgun at any time.
4. Precinct Operation Captains and Section Commanders will be notified by the Range Unit when a member has failed the shotgun proficiency course, or for any other reason had their use of a shotgun withdrawn.
5. Members found to be carrying a shotgun in violation of this policy will be subject to disciplinary action and the suspension or revocation of their shotgun privilege. Reasons for suspension/revocation of shotgun privileges include also but are not limited to:
 - a. Failure to pass the proficiency course.
 - b. Failure to attend training.
 - c. Carrying a non-authorized shotgun/ammunition.
 - d. Unjustified shooting in violation of KCSO policy, as determined by the Critical Incident Review Board (CIRB).

2.19.040

EXEMPTIONS: 02/21

1. Requests for firearms qualification exemptions may be granted by the Undersheriff.
 - Such request shall be made to the Undersheriff no later than seven (7) days after the last day of a qualification period.
2. Exemptions will be sent from the Undersheriff via email to the Range Unit and are valid for one qualification period.
 - A new exemption must be granted for each qualification period.
3. Copies of exemptions shall be placed in member's personnel and qualifications files.
4. Members who are pregnant shall not qualify or train during their pregnancy.
 - This exemption will be sent by the Undersheriff via email to the Range Unit stating the reason for the exemption is for medical purposes.
5. Precinct Operation Captains and Section Commanders shall ensure the following:
 - a. Members who have a single exemption must qualify with their primary handgun within thirty (30) days of returning to duty.
 - b. Members who have two or more consecutive exemptions must qualify with their primary handgun prior to returning to duty.

2.19.045

RECORD KEEPING: 07/04

1. Firearms qualification records shall be maintained by the Range Unit.
2. All other training records shall be maintained by the Training Unit.

3.00.000 PERSONNEL CONDUCT

3.00.005

PURPOSE/POLICY STATEMENT: 02/20

A law enforcement agency must maintain a high level of personal and official conduct if it is to command and deserve the respect and confidence of the public it serves. Rules and regulations governing the conduct of members of the Sheriff's Office ensure that the high standards of the law enforcement profession are maintained. Issues of honesty and integrity are of paramount importance in the operation of the Sheriff's Office. The purpose of this section is to provide guidelines and instructions concerning employee conduct and responsibility for all members in all of their activities, whether official or personal. Members will be evaluated based on whether or not their actions assist the King County Sheriff's Office in fulfilling its stated mission that the King County Sheriff's Office is a trusted partner in fighting crime and improving quality of life and reaching its goals of:

- Develop and sustain public trust and support while reducing crime and improving the community's sense of safety.
- Improve traffic safety by reducing impaired, unsafe driving behaviors and traffic collisions.
- Recruit, hire, train and promote the best people to provide high quality, professional and responsive service.
- Provide facilities, equipment, technology, systems and processes that support achievement of our mission.
- Provide for the safety, health and wellness of members of the King County Sheriff's Office.

Members must conduct themselves at all times in a manner that brings a level of conduct in their personal and official affairs consistent with the highest standards of the law enforcement profession. These standards are outlined in the Core Values adopted by the King County Sheriff's Office:

- Leadership.
- Integrity.
- Service.
- Teamwork.

Violations of these standards will result in corrective action or discipline up to and including dismissal from the Sheriff's Office. In general, members shall:

1. Be honest.
2. Conduct themselves in a manner that creates and maintains respect for themselves, the Sheriff's Office and the County.
3. Avoid any actions which might result in adversely affecting confidence of the public in the integrity of the county government or the Sheriff's Office.
4. Perform all duties in a professional, courteous, competent and efficient manner.
5. Comply with all Sheriff's Office rules, policies and procedures.
6. Obey federal, state, county and municipal laws and regulations; and
7. Promptly report to their immediate supervisors' knowledge or reasonable suspicion of criminal activity or violations of any provision of this chapter.
8. Promptly report to their Precinct/Section Commander that their driver's license has been suspended (for whatever reason) and/or if they are ordered to have an interlock device on their vehicles.

Members are responsible for learning and abiding by the rules and guidelines in this chapter. Action may be taken against an employee due to a failure of the employee to meet the requirements of this chapter or of his/her position. Such action may be either disciplinary or non-disciplinary in nature. Examples of inappropriate conduct set out in this chapter are illustrative, and not exclusive, as it is impossible to anticipate every possible act of misconduct. Violations of this chapter will be considered misconduct.

3.00.010

DEFINITIONS: 09/12

As used in this section:

“Member” means any person whether paid, unpaid, temporary, permanent, intern, probationary, volunteer, appointed, non-appointed, commissioned or non-commissioned, who is employed or supervised by the King County Sheriff’s Office.

“Supervisor” means any commissioned employee of the rank of sergeant or above or any professional staff employee who is designated as a supervisor by virtue of his/her job title.

“Sworn member”, “deputy”, “police officer”, or “officer”, means any member who is appointed and commissioned regardless of rank or reserve status, unless otherwise specified herein.

3.00.015

RULES OF CONDUCT: 10/18

Members must always conduct themselves in a manner that brings credit to the Sheriff’s Office, maintaining a level of conduct in their personal and official affairs consistent with the highest standards of the law enforcement profession. Any sustained charges that a member has engaged in conduct unbecoming and/or misconduct will result in corrective action or discipline up to and including dismissal from the Sheriff’s Office.

1. **SERIOUS MISCONDUCT (causes for dismissal):** Any sustained serious misconduct or any misconduct involving dishonesty, will result in dismissal from the Sheriff’s Office, unless there are mitigating circumstances justifying a lesser discipline. Violations of these rules will be considered serious violations of the core values of the King County Sheriff’s Office.
 - a. **Making false or fraudulent reports or statements, committing acts of dishonesty, or inducing others to do so.**
 - b. **Conduct that is criminal in nature.**
 - Any felony conviction automatically disqualifies an employee from holding any position within the King County Sheriff’s Office.
 - c. **Taking and giving a bribe as defined in RCW Chapter 9A.68.**
 - d. **Attempting to induce anyone to commit a crime.**
 - e. **Failure to cooperate in a Sheriff’s Office administrative investigation.**
 - f. **Conviction of any crime that precludes the use or possession of a firearm under State or Federal Law, or court order.**
 - For commissioned and special commissioned employees.
 - g. **Discrimination, Harassment, Incivility, and Bigotry:** Members while on-duty shall not engage in discussion or conduct that belittles others or discriminates against others on the basis of:
 - Race,
 - Color,
 - Age,
 - Sex,
 - Sexual orientation,
 - Religion,
 - National origin; or
 - The presence of any sensory, mental or physical disability.
 - Gender identity or expression.

- h. **Discrimination, [Harassment/hostile work environment, quid pro quo],**
 - See GOM 3.01.000 for further definition.
 - i. **Retaliation.**
2. **MISCONDUCT (causes for discipline):** Any sustained misconduct charges in the following categories will be considered serious violations of the core values of the King County Sheriff's Office. Violations of these rules may result in discipline up to and including termination.
- a. **Insubordination or failure to follow orders.** Members shall be respectful towards their supervisors.
 - b. **Willful violation of either Sheriff's Office Civil Career Service rules, or King County Code of Ethics. As well as King County Sheriff's Office rules, policies and procedures.**
 - c. **Willful violation of any lawful or reasonable regulation, or order resulting in loss or injury to the county or public.**
 - d. **Excessive or unnecessary use of force against a person.**
 - e. **Failure to report use of force** as required in GOM 6.01.020.
 - f. **Failure to report a member's possible misconduct** as required in GOM 3.03.015.
 - g. **Accepting any gratuity, fee commission, loan, reward, or gift for services rendered incident to duty as a deputy, unless approved by the Sheriff.**
 - h. **Ridicule:** Members shall not ridicule or make remarks that would tend to jeopardize working relationships with members, members of other King County departments, or other public or private agencies.
 - i. **Courtesy:** Members shall conduct themselves in an orderly, courteous, and civil manner toward others.
 - j. **Cowardice:** Members shall not display cowardice or fail to support their fellow deputies in the performance of duty.
 - k. **Conduct Unbecoming:** means behavior that generally tends to:
 - Diminish respect for the Sheriff's Office or member.
 - Diminish confidence in the operation of the Sheriff's Office.
 - Adversely affect or impair the efficiency of a member.
 - Adversely affect the morale or discipline of the Sheriff's Office.
 - l. **Being under the influence of either drugs or alcohol while off-duty, that results in criminal conduct, charge or conviction.**
 - m. **Absence from duty without leave.**
 - n. **Sleeping on-duty.** While on-duty, members must be awake and alert.
 - o. **Intoxicants:** Members shall not drink intoxicants or non-alcoholic beer when on-duty except when in undercover investigations and authorized by a supervisor.
 - Members shall not report for duty with the odor of intoxicants on their breath or under the influence of intoxicants.
 - All breaks are considered on-duty time.
 - Any supervisor who reasonably believes that a member is under the influence of intoxicants shall comply with GOM 3.03.015 (Emergency Relief from Duty).
 - Excessive drinking and public drunkenness while off-duty may be considered Conduct Unbecoming as defined in GOM 3.00.015(k).
 - Deputies shall not, while on-duty, dine or drink at any place in which intoxicants are sold or consumed as the **primary** source of business, including taverns, lounges, or other such facilities.
 - The County provides assistance to members who want to stop drinking.
 - Refer to GOM 2.08.035 (King County Assistance Program)

- p. **Drugs:** Members shall only use drugs that are legally prescribed to them by a physician or purchased over the counter in the United States. Members shall not possess or use illegal drugs.
- This includes marijuana, which remains a Schedule 1 controlled substance under federal law.
 - **Members shall not use marijuana on or off duty.**
 - Members shall notify the Department Disability Coordinator when they are taking medication that may affect the performance of their duties.
- q. **Personal business or recreation while on-duty or in uniform:** Members while on-duty or in uniform shall not engage in activities normally associated with off-duty conduct, except in the performance of assigned duty. This includes, but is not limited to conducting personal business or recreational activities.
- r. **Tobacco Products and Electronic Smoking Devices:** The King County Sheriff's Office prohibits the use of tobacco products, in any form, and electronic smoking devices in all County buildings or vehicles or when in contact with citizens.
- Division Commanders shall designate areas outside building enclosures for the use of tobacco and electronic smoking devices.
 - Tobacco products and electronic smoking devices may be used only during regularly scheduled breaks and meal periods.
 - Tobacco products shall be disposed of in appropriate containers.
 - The County provides assistance to Sheriff's Office members who want to stop smoking.
- Refer to GOM 2.08.035 (King County Assistance Program).
- s. **Failure to submit reports as required:** Willful failure to submit reports i.e. numerous reports over a period of time will be considered a major violation and will result in discipline, up to and including termination.

3.00.020

PERFORMANCE STANDARDS: 09/12

1. All members must perform their assigned duties in a satisfactory and efficient manner. Unsatisfactory performance of duty shall be grounds for non-disciplinary action or disciplinary action up to and including discharge. "Unsatisfactory Performance" may be established when a member:
 - a. Receives unsatisfactory work performance evaluations.
 - b. Fails to achieve a passing score in any required training or qualification session.
 - c. Performs at a level significantly below the standard achieved by others in the work unit.
 - d. Acts in violation of Sheriff's Office directives, rules, policies or procedures as set out in this manual, or elsewhere.
 - e. Fails to submit reports, citations, or other appropriate paperwork in a timely manner; or
 - f. Otherwise fails to meet Sheriff's Office standards.
2. **OBEDIENCE TO LAWS AND ORDERS:** In the performance of their duties, members shall:
 - a. Abide by Federal and State Laws and applicable local ordinances, whether on or off-duty.
 - b. Promptly obey any lawful and reasonable order from any supervisor.
 - c. Refrain from public criticism of the orders or instructions they have received.

3. APPROPRIATE USE OF AUTHORITY:

- a. Deputies shall be aware of the extent and limitation of their authority in the enforcement of the law.
- b. Deputies shall not misuse the authority of their sworn position in any way or at any time.
- c. It shall be considered a misuse of authority for a member to use his or her authority for any purpose not directly associated with the performance of official duties.

4. SUPERVISION:

- a. Within every rank level of the KCSO, supervisory members, both commissioned and professional, have the authority necessary to carry out their duties and responsibilities and are accountable for the use of such authority. Supervisors shall:
 - Have a thorough working knowledge of the rules and performance standards of the Sheriff's Office.
 - Communicate the rules, policies and procedures to subordinates.
 - Be held accountable for their subordinate employee's actions.
 - Recognize exemplary behavior as well as negative behavior.
- b. Supervisors shall take corrective action within the scope of their authority when they witness or become aware of member misconduct.
- c. Failure to initiate disciplinary or corrective action when warranted will be considered misconduct.

5. FITNESS FOR DUTY:

- a. Members are expected to maintain physical and psychological fitness sufficient to perform the essential functions of their positions.
- b. If there is reasonable suspicion based on clearly articulable observations that a member may be either psychologically or physically unfit to perform his/her duties, the Sheriff may require the member to undergo either physical or psychological medical examinations to resolve any questions regarding fitness for duty.
 - Examinations shall be performed by Sheriff's Office approved practitioners at Sheriff's Office expense.

6. FAILURE OF TRAINING OR QUALIFICATION:

- a. When assigned, members shall attend all training or qualification sessions and achieve passing scores.
 - Members shall attend at least ninety (90) percent of a training session to be eligible for a passing score.
- b. Failure to cooperate with any instructor may be grounds for failure and may subject the member to disciplinary action.
- c. Failure to attend or achieve a passing score may be considered incompetence or inefficiency in the performance of duty in violation of subsection (1) of this section.
 - Upon failure of any training or qualification session, the Training Unit will notify:
 - The member of the failure to achieve a passing score.
 - The appropriate Division Commander of the failing scores and set up an appointment with the member, his/her supervisor, and Section Commander to discuss the reason for failure and, if warranted, provide an opportunity to retake the final examination or qualification.

- A memorandum detailing the circumstances of the failed examination or qualification and the corrective measures taken will be sent to the affected member and a copy shall be placed in the member's personnel file.
 - The memorandum may be purged at normal evaluation cycles.
- Each instance of failure will be evaluated on a case by case basis.
- If a member fails to meet any of the performance standards in this section, the Sheriff may take any of the following actions:
 - Require further training.
 - Written reprimand.
 - Transfer to another assignment.
 - Monthly performance evaluations.
 - Suspension.
 - Withholding of salary step increases.
 - Demotion.
 - Termination.

3.00.025

ETHICS, CONFLICTS, AND APPEARANCE OF CONFLICTS: 04/15

The public demands that the integrity and credibility of members be above reproach. Individual member's actions which constitute a conflict of interest, dishonesty, criminal activity, or permitting criminal activity without taking enforcement action, impair public confidence in the Sheriff's Office and its members. Members shall comply with the following rules and with the King County Employee Code of Ethics, Chapter 3.04. Penalties for violating this section or the King County Employee Code of Ethics include disciplinary action up to and including termination from employment.

1. **GRATUITY:** Members shall not use their position to solicit or accept anything of value that would not be accorded to a private citizen. Included are free or reduced rates for anything whatsoever.
2. **DUTY TO REPORT CRIMINAL ACTIVITY:** Members have the duty to report knowledge or reasonable suspicion of criminal activity in writing to their immediate supervisor.
3. **WITHHOLDING EVIDENCE:** Members shall not fabricate, withhold, destroy, or otherwise mishandle evidence of any kind in any criminal or administrative investigation.
4. **EMPLOYEE ASSOCIATIONS:** Members, both on and off-duty, shall avoid associations which might reasonably be perceived to compromise the integrity or credibility of themselves or of the Sheriff's Office.
 - This rule shall not apply to associations occurring in the performance of official duties.
5. **ORGANIZATIONAL MEMBERSHIPS:** Members shall not affiliate with any organization that contains provisions within its constitution that are contrary to Federal and State laws and local ordinances.
6. **CONFLICTING RELATIONSHIPS:**
 - a. Supervisors who engage in interpersonal relationships with subordinates may create the perception of conflict in their professional responsibilities. If a supervisor enters into a business or personal relationship with a subordinate, the motive for decisions made by that supervisor relative to the subordinate may become suspect and compromise the integrity of those involved.
 - If a relationship of a business or personal nature arises between any supervisor and a subordinate, who are working together, the parties involved shall immediately notify the Precinct/Section Commander.

- This section also includes Police Training Officers and the Student-Deputies they are training.
 - The Commander may immediately initiate a change of assignment for one or more of the employees eliminating the parties working together.
- b. Family members shall not supervise other family members.
- For this purpose family member is defined by the King County Code of Ethics, KCC 3.04.017(H), as a member's spouse, domestic partner, child, child of spouse or domestic partner, and/or other dependent relatives living in the member's household.
7. **NAMES OR PHOTOGRAPHS, USE OF:** Members shall not allow the use of their name or photograph for any advertising purpose without the permission of the Sheriff.
8. **PUBLICITY:** Members shall not knowingly, directly, or indirectly seek notoriety through the press.
9. **SEEKING OUTSIDE INFLUENCE REGARDING JOB ASSIGNMENT:** Members shall not request the aid or influence of any person or agency outside the Sheriff's Office to obtain for themselves or others a promotion, transfer or other change in job assignment.
- This section does not prohibit any member from seeking legal, union or other assistance in the exercise of his or her statutory, constitutional, collective bargaining or other legal rights.
10. **FURNISHING BOND OR BAIL:** Members shall not furnish bail or bond for any person charged with any crime, except for family members.
- For this purpose family member is defined by the King County Code of Ethics, KCC 3.04.017(H), as a member's spouse, domestic partner, child, child of spouse or domestic partner, and/or other dependent relatives living in the member's household.
11. **INCURRING DEBT OR LIABILITY ON BEHALF OF THE SHERIFF'S OFFICE OR THE COUNTY:** Members shall not purchase anything chargeable against the Sheriff's Office or King County except with the knowledge and consent of proper authority.
12. **RECOMMENDING EMPLOYMENT, PERSONS, OR FIRMS:** Members shall not:
- a. Make recommendations to any person, excluding family members, regarding an attorney, bail bondsman, individual, or firm for services that may be required as the result of an action, incident, or condition with which the Sheriff's Office is concerned as an investigative or public service agency.
 - b. State or imply, either orally or in writing, that the Sheriff's Office or any representative endorses any product or service.
 - c. Vendors or business representatives who request that the Sheriff's Office evaluate a product or service shall be advised to forward an appropriate written communication to the Sheriff for consideration.
13. **RECOMMENDATION REGARDING DISPOSITION OF INVESTIGATIONS:**
- a. Unless assigned to the Internal Investigations Unit (IIU), members below the rank of Chief shall not recommend directly to any court or to any other agency the disposition of any:
 - Pending investigation.
 - Employment applicant background investigation.
 - Business license background investigation conducted by this Sheriff's Office or any other Sheriff's Office.
 - b. Members below the rank of Chief wishing to make a recommendation may forward a recommendation, in writing, to IIU via the chain of command.

- c. Nothing in this section is intended to prohibit a member acting in his or her official capacity from discussing any pending criminal investigation with the Prosecuting Attorney's Office.
14. **ON DUTY SALE OF PERSONALLY OWNED ITEMS, RESTRICTED:** While on-duty, members shall not sell or trade items.
15. **PERSONAL USE OF SHERIFF'S OFFICE ADDRESS PROHIBITED:**
- a. Members shall not use the Sheriff's Office address for personal correspondence that include, but are not limited to items such as:
 - Bills.
 - Magazines.
 - Licenses.
 - Registrations.
 - b. Mail of a personal nature coming to the Sheriff's Office shall be returned to the sender.
16. **LIMITED USE OF DEPARTMENT RESOURCES FOR CHARITABLE ORGANIZATIONS:**
- a. KCSO permits employees to make limited personal use of resources, such as computers, copiers etc. to support those charitable non-profit organizations which have been approved by King County as part of the King County Employee Giving Program. Any such use must meet the following requirements:
 - It does not adversely affect the performance of official duties by the employee or other employees.
 - It is of reasonable duration and frequency.
 - It serves a legitimate public interest, such as supporting local charities or volunteer services to the community.
 - It does not reflect adversely on KCSO.
 - It creates no significant additional cost to KCSO.
 - b. Supervisor approval is required for any activity on work time that exceeds de minimus use of county facilities or time.
 - c. Any charitable activity beyond posting a request in the GIB requires a Captain's or Professional Staff Manager's approval. A captain or manager may approve a request to engage in limited charitable activity on work time and using county resources when the charitable activity is closely linked to the goals of law enforcement, such as the Sheriff's Fund, King County Explorers, Fallen Officers, KSARC, (etc.) and the law enforcement adopted charity, Special Olympics.
 - d. Employees may not ask people who do not work for KCSO, businesses or other entities to give money or in-kind donations to support charitable activities, unless the employee is off-duty and does not use the employee's position as a member of the Sheriff's Office or county to induce or encourage donations.
 - e. Employees may also make limited use of county time and resources to announce activities and requests to support employees and their family members who need assistance, such as the annual tournaments to benefit the families of our fallen deputies.
 - f. Employees may not engage in fundraising or other activities for political or religious organizations on work time or use county resources, including email, regardless of whether they are on the approved list for the charitable giving programs.
 - g. Participation is entirely voluntary. Supervisors must be particularly mindful that subordinates and professional staff may feel like they cannot refuse to participate even if they do not want to, and that most staff are hourly employees and must account for their time.

3.00.030

BIAS BASED POLICING: 08/12

The King County Sheriff's Office reaffirms its commitment that police services and enforcement of the law will be performed in a fair and lawful manner. Discrimination in the performance of these duties is prohibited by GOM 3.00.015. This prohibition includes but is not limited to harassment or bias based policing on the basis of race, color, age (if over 40), gender, sexual orientation, religion, national origin, or the presence of any sensory, mental or physical disability.

1. Bias based policing is discrimination that occurs when a member of the KCSO, without a legal basis under state or federal law, stops and questions a citizen, takes enforcement action, or conducts a search of person(s) or vehicle(s), when the decision to do so is based solely on race, color, age, gender, sexual orientation, religion, national origin, or the presence of any sensory, mental or physical disability.
 - Bias based policing includes, but is not limited to, racial profiling and motorcycle profiling.
2. Racial profiling is discrimination that occurs when a member of the KCSO, without a legal basis under state or federal law, stops and questions a citizen, takes enforcement action, or conducts a search of person(s) or vehicle(s), when the decision to do so is based solely on race or ethnicity.
3. Motorcycle profiling is the illegal use of the fact that a person rides a motorcycle or wears motorcycle-related paraphernalia as a factor in deciding to stop and question, take enforcement action, arrest, or search a person or vehicle with or without a legal basis.
4. KCSO members are required to comply with state and federal laws, as well as KCSO rules, regulations and policies, with respect to reasonable suspicion and probable cause requirements for stops, arrests and forfeitures.
5. Deputies may take into account the reported race, gender, etc. of a suspect or suspects based on credible or reliable information that links specific suspected unlawful activity to a particular individual or group of associated individuals of a particular race, etc. in the same way they would use specific information regarding age, height, weight, etc. about specific suspects.
6. The Sheriff's Office Training Section shall ensure annual training includes regular bias based policing updates.
7. The IIU Commander shall annually prepare a report for the Sheriff describing and analyzing the status of the department's effort to prevent bias based policing.

3.00.035 Duty to Intervene

(July 2021)

Purpose

Establishes policy, rules, and regulations related to an employee's duty to intervene when observing an unlawful use of force and their duty to report knowledge of misconduct by other law enforcement officers.

Scope

All fully commissioned personnel.

Definitions

Peace Officer: refers to any general authority Washington peace officer, employed by a Washington law enforcement agency, who is commissioned to enforce the civil and criminal laws of the state of Washington. For the purposes of this directive "Peace Officer" does not include federal law enforcement officers nor federally commissioned tribal police officers who are not certified as general authority Washington peace officers. RCW [10.93.020\(4\)](#)

Excessive Force: means force that exceeds the force permitted by law and/or KCSO policy.

Wrongdoing: means conduct that is contrary to law and/or KCSO policy provided that the conduct is not de minimis or technical in nature.

Policy

Unlawful Use of Force (Duty to Intervene): Any identifiable, on-duty, commissioned personnel who witness another peace officer using or attempting to use excessive force against another person shall, when in a position to do so, intervene to stop the use of excessive force and prevent the further use of excessive force. For purposes of this directive, identifiable means wearing a uniform or other clothing and/or accessories that make the person easily identifiable as a law enforcement officer.

Commissioned personnel shall render first aid, at the earliest safe opportunity in accordance with RCW [36.28.445](#), to any person injured as a result of the use of force.

Methods of Intervention: Sheriff's Office members may use a variety of methods to intervene depending on the specific circumstances. Interventions should be verbal but may be physical if required to prevent imminent bodily injury to another person. Members shall evaluate the circumstances to determine the most appropriate and effective method

of intervention.

Reporting Misconduct: Any commissioned personnel who witness any wrongdoing committed by another peace officer, or has a good faith reasonable belief that another peace officer has committed wrongdoing, shall report such wrongdoing to their immediate supervisor or another supervisor if their immediate supervisor is unavailable.

Supervisors or commanders who receive a report of excessive force or other wrongdoing pursuant to this directive shall notify their chain of command and initiate the complaint procedure in accordance with GOM [3.03.000](#) *Investigation of Personnel Misconduct*.

No Discipline if Acting in Good Faith: Any KCSO member who intervenes during a use of excessive force, or reports wrongdoing by another peace officer, shall not be disciplined for their actions, provided that their decision to intervene or report was based on a good faith belief that the other officer's actions were a violation of KCSO policy and/or law.

Consequences for Failure to Intervene or Report: Any commissioned personnel who fail to intervene to stop an excessive use of force or fail to report wrongdoing, as required in this directive, shall be subject to discipline up to and including termination. IIU shall notify the criminal justice training commission of any discipline resulting from a violation of this policy.

Responsibilities

N/A

Procedures

N/A

Reference:

RCW [10.93.020\(4\)](#)

RCW [36.28.445](#)

GOM [3.03.000](#) *Investigation of Personnel Misconduct*

Annual Review Responsibility:

Patrol Operations Chief

3.01.000 HARASSMENT, DISCRIMINATION AND RETALIATION

3.01.005

POLICY: 12/17

It is the policy of the King County Sheriff's Office to provide a work environment for its members that respects the diversity of our community, is free from discrimination, harassment and retaliation, and promotes equal employment opportunity and equitable treatment for all department members. The Sheriff's Office strongly encourages members to come forward with their concerns and complaints and will take immediate action to investigate complaints of violations of this policy. (See GOM 3.00.015(g) and (h)). Employees who come forward with such complaints or concerns may be afforded whistleblower protection under King County Code Chapter 3.42.

Discrimination, further defined below, may occur in different forms such as disparate treatment, harassment/hostile work environment, and quid pro quo sexual harassment. Retaliation related to complaints of discrimination is also prohibited by this policy. All of these forms of discrimination, and retaliation, are prohibited serious misconduct under GOM 3.00.015 and are further defined here. In order to better prevent conduct before it rises to the level prohibited by these policies, KCSO will investigate other applicable policy violations where the evidence may not support a violation of discrimination or retaliation, such as Courtesy, Ridicule, Conduct Unbecoming, etc.

3.01.010

DEFINITIONS: 09/14

For the purpose of this policy and GOM 3.00.015:

"Discrimination" means any act or failure to act (whether by itself or as a part of a practice), the effect of which is to adversely affect or adversely differentiate individuals or groups of individuals, on the basis of a protected class unless based upon a bona fide occupational qualification. Disparate treatment discrimination means treating similarly situated individuals differently based on a protected class.

"Harassment" (also known as hostile work environment) is a form of discrimination that is unwelcome, offensive based on a protected class. To constitute harassment, the conduct must be so severe or pervasive that it alters the terms or conditions of employment. Such conduct can take many forms and may include slurs, comments, jokes, innuendoes, unwelcome compliments, cartoons, pictures, or other similar conduct.

"Harassment or Discrimination Complaint" means an oral or written complaint alleging an incident or a set or series of actions as defined above, made by any member to a supervisor.

"Protected class" includes race, color, creed, age, sex or gender, sexual orientation, gender identity or expression, marital status, religion or religious affiliation, ancestry, national origin, honorably discharged veteran or military status and disability.

"Retaliation" means to take adverse employment action against an individual because he/she has exercised his/her rights protected under the law by complaining in good faith about discrimination, harassment, and/or retaliation, or assisted or participated in an investigation of such allegations.

"Sexual Harassment" is harassment based upon the protected class of sex or gender. Sexual harassment may include unwelcome sexual advances, requests for sexual favors, displays of sex-based materials, or other conduct of a sexual nature. "Quid Pro Quo" (this for that) is a type of sexual harassment where submission to unwelcome sex-based conduct or overtures, either explicitly or implicitly, is used as a condition of an individual's employment, or submission to or rejection of such conduct by an individual is used as the basis for employment decisions affecting such individual.

3.01.015

RESPONSIBILITIES AND PROCEDURES: 09/14

Confidentiality of investigations of discrimination or retaliation complaints will be protected to the extent possible while ensuring that a thorough investigation is conducted.

Employee Responsibilities

1. If an employee believes they are a victim of conduct that violates this policy, they are strongly encouraged to report such information to any supervisor, the KCSO Senior Human Resource Manager (HR Manager), or any member of the command staff.
2. An employee who observes or obtains knowledge of conduct or events that lead them to believe this policy has been violated shall report such information to their immediate Supervisor, the HR Manager, or any other supervisor or member of the Command staff.
3. Employees who are comfortable doing so, are encouraged to alert those involved in potential violations of this policy that their conduct is unwelcome and/or offensive, and ask them to stop the behavior.

Supervisor Responsibilities

1. Supervisors shall immediately document a complaint under this policy by obtaining information readily available, and forward the complaint to the HR Manager.
2. In the absence of a complaint, when a supervisor has reason to believe a violation of this policy may have occurred, he/she must document and forward such information to the HR Manager.
3. If a supervisor is uncertain about information they have received or observations they have made in relation to this policy, he/she should consult with the HR Manager.

The Human Resources Senior Manager

1. The HR Manager is responsible for initial intake and review of complaints under this policy.
2. For tracking purposes, the HR Manager shall enter all complaints into Blue Team when received.
3. The HR Manager or designee will investigate violations of this policy with the assistance of the KCSO Internal Investigations Unit (IIU), who will provide notices for interviews, etc. Notice requirements for investigations under this policy shall be the same as for investigations by the IIU.
4. In most cases, IIU will conduct a joint investigation of other potential policy violations. For example, complaints under this policy will often encompass conduct prohibited by other KCSO policies such as Courtesy, Ridicule, or Conduct Unbecoming, etc.
5. The final investigative documents from the HR Manager or designee and IIU will be referred to the Undersheriff for Findings and Recommendations regarding allegations of discrimination and retaliation and any other potential policy violations.
6. The HR Manager will notify the complainant and any accused members of the results of the investigation or review.
7. Final investigative reports related to this policy shall be maintained in IAPro, and shall be made available to relevant parties.

3.01.100 INTERACTION WITH TRANSGENDER INDIVIDUALS

3.01.105

POLICY STATEMENT: 10/16

The King County Sheriff's Office policy is to treat all individuals with dignity, respect, and professionalism. While this policy largely provides guidance for member interaction with transgender members of the public, the policy also provides information and guidance to member interactions with transgender employees and employees in transition. See also the Harassment and Discrimination provisions in GOM chapter 3.01.000

3.01.110

DEFINITIONS: 10/16

The following definitions are intended to assist members in understanding this policy. Individuals may or may not use these terms to describe themselves.

“Adopted Name” means the name the transgender person uses to identify themselves. The adopted name may or may not be the person's legal name.

“Assigned Sex” means the sex assigned at birth based on the person's biological or anatomical identity as male, female, or intersex.

“Gender Expression” means a person's characteristics and behaviors that may create the perception the person is male or female, such as appearance, dress, mannerisms, expressions, and social interactions. Gender expression may be different from that traditionally associated with the person's assigned sex, in which case the person is Gender Non-Conforming.

“Gender Identity” means a person's internal feeling or self-image of being male, female, or something in between. A person's gender identity may or may not be the same as their assigned sex.

“Intersex” means persons who possess or develop physical sex characteristics that do not fit into conventional medical definitions of male or female. This can include chromosomes, genitals, hormones and more. Intersex people have been referred to in the past as “hermaphrodites” However “Intersex” is the preferred term.

“LGBT” is a common abbreviation that refers to the lesbian, gay, bisexual, and transgender community.

“Sexual Orientation” means a person's physical or emotional attraction to people of the same and/or other gender. Straight, gay, and bisexual are some ways to describe sexual orientation. Sexual orientation is distinct from gender identity and expression. Transgender people can be gay, lesbian, bisexual or straight.

“Transgender Person” means a person whose gender identity and/or expression differs from their assigned sex.

“Transgender Man or Female-to-Male (FTM)” means a person who transitions from female to male, meaning a person who was assigned female at birth, but identifies and lives as male or as a man. A female-to-male individual should be addressed using masculine pronouns (i.e. he, him, his), regardless of surgical status.

“**Transgender Woman or Male-to Female (MTF)**” means a person who transitions from male to female, meaning a person who was assigned male at birth, but identifies and lives as female or as a woman. A male-to-female individual should be addressed using feminine pronouns (i.e. she, her, hers), regardless of surgical status.

NOTE: Some people described by this definition do not consider themselves transgender. They may use other words, or may identify simply as a man or woman. A person does not need to refer to themselves as transgender to have these policies apply.

“**Transition**” means the process of changing one’s gender from the sex assigned at birth to one’s gender identity. There are many different ways to transition. For some people, it is a complex process that takes place over a long period of time, while for others it is a one-or two step process that happens more quickly. Transition may include “coming out” (telling family, friends, and coworkers); changing the name or sex on legal documents; and, for many transgender people, accessing medical treatment such as hormones and surgery.

3.01.115

CONTACTING A TRANSGENDER INDIVIDUAL(S): 10/16

1. Transgender status is never by itself a lawful basis for a stop, search, or arrest.
2. Members shall consider a person to be transgender if the person identifies themselves as transgender or, if upon reasonable belief that a person may be transgender, the deputy asks and receives an affirmative response. Members will use their own discretion whether or not to ask a person of their gender identity
3. When handling calls for service or performing other duties, members will not discriminate against a person based on the member’s perception that the person is transgender, gender non-conforming, in Transition, whose gender identity or expression differs from what appears to be their assigned sex, or whose sexual orientation is LGB. (See also the GOMs governing Harassment and Discrimination in the Workplace regarding discrimination in employment).
4. Members shall use a person’s adopted name and pronouns preferred by the person, when talking with the person or when referring to the person in conversations with others. If members are uncertain about which pronouns are appropriate, members will respectfully ask the individual which pronouns are preferred.
 - a. *She, her, hers* for an individual who is a transgender woman.
 - b. *He, him, his* for an individual who is a transgender man
 - c. *They, them, their* for an individual who is gender non-conforming and/or prefers gender-neutral pronouns.
5. When completing official documents, the members will include a transgender individual’s adopted name as the *Also Known As (AKA)* name. If no identification is available, and the member cannot determine a transgender individual’s legal name, members will use the adopted name for either the primary or the AKA name.

3.01.120

SEARCHING A TRANSGENDER INDIVIDUAL(S): 10/16

1. Deputies will not subject transgender people to more invasive pat-down and/or search procedures than non-transgender people.
2. Searching people is generally covered by Searching Suspects of the Opposite Sex (GOM 5.00.055) and Strip and Body Cavity Searches (GOM 5.01.020). Prior to or in the course of a search, the deputy may realize or suspect that the person is transgender, gender-nonconforming, or intersex. When feasible, the deputy will ask the person if they would prefer a male or female deputy to conduct the search. The feasibility of complying with the request depends on officer safety, recovery of evidence, whether a deputy of the requested sex is reasonably available, and safety of the person or others, and other factors.
3. Unless items are evidence or a safety hazard, deputies will not seize or remove appearance-related items, such as clothing and undergarments, wigs, prosthetics, or make-up if those items would not be confiscated from non-transgender individuals.

3.01.125

HANDLING TRANSGENDER INDIVIDUALS IN CUSTODY: 10/16

1. If possible, deputies will house transgender suspects/prisoners in holding cells alone.
2. When deputies transport a transgender individual to the King County Jail or otherwise transfer custody to another law enforcement agency, the deputies will verbally advise the receiving agency/officer that the individual is transgender.
 - The deputy will discreetly relay any other relevant identification related information, including how the individual would like to be addressed.
3. When booking a transgender individual into jail, deputies will book the individual under the legal name and enter any adopted name as the AKA name.

3.01.130

CITIZEN REPORTS OF TRANSGENDER INDIVIDUAL(S): 10/16

1. Transgender use of restrooms and other facilities.
 - a. People may use restrooms and other facilities consistent with their gender identity or expression. Other facilities include locker rooms, dressing rooms, and homeless or emergency shelters. See WAC 162-32-060. People may self-identify as either male or female. A person who identifies as a man may use the men's restroom or locker room and a person who identifies as a woman may use the women's facilities.
 - b. The rule applies to: "Any place of public resort, accommodation, assemblage, or amusement" as defined in Washington law against discrimination, chapter 49.60 RCW. This is a very broad definition and covers most locations. There are a few exceptions, such as religious schools and institutions. Whether a location is exempt is best left to the courts.
 - c. An entity may not request or require a person to use a gender segregated facility that is inconsistent with that person's gender identity or expression, or request or require the person to use a separate or gender neutral facility.
 - d. Deputies and Marshals may respond to a complaint that a person of the opposite sex is using a gender segregated facility (restroom). Deputies and Marshals are not required to decide who is male or female. Deputies should determine if the complaint is:
 - Limited to the complainant's discomfort about the person's gender or perceived gender; or
 - Based on the person's actions or behavior which may rise to a crime or infraction.

2. Discomfort complaints.
 - a. Deputies may socially contact the person in question and ask about the person's gender identity. If the person states that he or she identifies with the gender the facility is segregated to serve, questioning must stop.
 - b. Deputies should not require the person to leave the facility, issue trespass warnings, or take any further action.

3. Action or behavior complaints:
 - a. Any action taken must be due to the person's actions or behavior while in the facility and be unrelated to gender expression or identity.
 - b. Deputies should investigate any alleged crime in accordance with regular Sheriff's office policy.

3.02.000 DOMESTIC VIOLENCE INVOLVING SHERIFF'S OFFICE MEMBERS

3.02.005

POLICY STATEMENT: 06/05

A law enforcement agency must maintain the highest level of personal and official conduct if it is to receive and maintain the respect and confidence of the public it serves. Rules and regulations governing the conduct of members of the Sheriff's Office ensure the high standards of the law enforcement profession are maintained, especially in the area of domestic violence. Domestic violence committed by department members is unacceptable. It is the Sheriff's Office policy to promptly, thoroughly and fairly investigate alleged domestic violence incidents involving all members of law enforcement, giving primary consideration to the protection of and communication with victims of domestic violence committed by members of law enforcement. The Sheriff's Office will maintain ongoing and meaningful relationships with advocacy groups and other domestic violence professionals in the community.

3.02.010

DEFINITIONS: 06/05

For the purpose of this policy:

"Member" means any person whether paid, unpaid, temporary, permanent, intern, probationary, volunteer, appointed, non-appointed, commissioned, or professional staff, who is employed or supervised by the King County Sheriff's Office.

"Supervisor" means any commissioned employee of the rank of Sergeant or above.

"Domestic Violence" includes but is not limited to any of the following crimes when committed by one family or a household member against another: assault, drive-by shooting, reckless endangerment, coercion, burglary, criminal trespass, malicious mischief, kidnap, unlawful imprisonment, harassment, violation of a restraining order (RCW Title 26), violation of a protection order or no contact order (RCW Title 10 and 26), rape, sexual assault, stalking, and interference with the reporting of domestic violence.

"Family or Household Member" is defined in RCW 10.99.020 as a spouse, former spouse, persons who have a child in common regardless of whether they have been married or have lived together at any time, adult persons related by blood or marriage, adult persons who are presently residing together or who have resided together in the past, persons sixteen years of age or older who are presently residing together or who have resided together in the past and who have or have had a dating relationship, persons sixteen years of age or older with whom a person sixteen years of age or older has or has had a dating relationship, and persons who have a biological or legal parent/child relationship, including stepparents and stepchildren and grandparents and grandchildren.

3.02.015

TRAINING: 12/16

1. The Sheriff's Office will provide training during Post BLEA and in-service to create awareness and sensitivity of domestic violence issues and enhance the Sheriff's Office response and investigation to these incidents. This training will include:
 - a. Understanding domestic violence.
 - b. Sheriff's Office domestic violence member involved policy.
 - c. Warning signs of domestic violence by members.
 - d. Victim safety.
 - e. Local, State, and Federal domestic violence laws.

- f. Role of local domestic violence advocates.
 - g. Information about the Employee Assistance Program and specialized DV programs/victim service agencies.
 - h. Supervisor responsibility in regards to member domestic violence.
2. Local victim advocacy/DV agencies should be contacted for assistance in this training.

3.02.020

MEMBER RESPONSIBILITIES: 12/16

1. Members are entitled and encouraged to seek assistance in all matters involving personal and family conflict.
2. Members with knowledge that a member is alleged to have committed domestic abuse and/or violence shall immediately report such information to their supervisor.
 - Failure to report may result in disciplinary action.
3. Members with knowledge that a member is a victim of domestic abuse and/or violence shall report such information to their supervisor.
 - a. The victim may not want the domestic abuse/violence reported.
 - b. A member DV victim will not be punished for failing to report a domestic abuse and/or violence incident.
4. Members arrested for domestic violence in another jurisdiction, shall notify their supervisor as soon as possible.
5. Members who have had a police response where an alleged domestic violence incident took place in another jurisdiction shall immediately notify their supervisor.
6. Members who engage in threatening, harassing, stalking, surveillance, or other such behavior designed to interfere with cases against fellow members or intimidate witnesses will be subject to an investigation involving possible criminal charges and departmental disciplinary action.
7. Members who fail to cooperate in an internal investigation of a deputy/member involved domestic violence case will be subject departmental disciplinary action.
8. Members who, with intent, wrongly accuse a victim of domestic violence of a crime, or with intent, make a false report against the victim, will be subject to an investigation involving possible criminal charges and departmental disciplinary action.
9. The accused member shall immediately notify his/her Precinct/Section Commander via the chain of command, of any court dates, no contact orders, temporary or permanent orders of protection or civil anti-harassment orders (where he/she are the respondent), providing a copy to his/her supervisor.
10. Commissioned members shall not wear the Sheriff's Office uniform when attending domestic violence court proceedings.

3.02.025

COMMUNICATION CENTER'S RESPONSIBILITIES: 06/05

1. When the Communications Center receives information of domestic violence incidents involving department members and commissioned officers from other jurisdictions a commissioned supervisor shall be advised.
2. When the Communications Center receives information of domestic violence incidents involving KCSO commissioned members in another jurisdiction a commissioned supervisor and the Command Duty Officer shall be advised.

3.02.030

PATROL'S RESPONSIBILITIES AT DOMESTIC VIOLENCE CALLS: 03/17

The response by deputies to reports of domestic violence involving Sheriff's Office members, or officers from any other jurisdiction, will be handled as any response to other domestic violence crimes occurring in King County.

1. When handling domestic violence calls involving Sheriff's Office members or law enforcement officers from another jurisdiction, deputies shall ensure a supervisor has been notified and shall:
 - a. Conduct a thorough investigation, with an emphasis toward successful prosecution regardless of the victim's availability to testify.
 - b. Enforce the laws violated and exercise arrest powers pursuant to RCW 10.31.100 when there is probable cause.
 - c. Document and gather physical evidence.
 - If evidence cannot be gathered, the reason why and/or efforts made shall be documented.
 - d. Complete an incident report, including case disposition, as required by RCW 10.99.020 and 10.99.030. The incident report shall include the Domestic Violence Supplemental Form (A-143).
 - If an arrest is made or charged by investigation, the probable cause shall be clearly stated in the incident report.
 - If an arrest is not made or no charges recommended, the reasons shall be clearly stated in the incident report (i.e., no probable cause).
 - Mark the incident report with "DV" and use the appropriate clearing code and hazard factor.
 - A signed victim statement shall be taken whenever possible.
 - If the victim refuses to give a signed statement or does not wish to prosecute, the deputy shall clearly state the reason(s) if any are given.
 - Statements made by the victim shall be clearly documented on the DV Supplemental Form.
 - Suspect and/or witness statements shall be taken whenever possible. At a minimum, list names, addresses, and phone numbers of witnesses. Deputies shall attempt to identify "primary" witnesses, on scene medical/fire personnel and 911 caller.
 - If written statements are not possible, verbal statements shall be documented.
 - e. Photographs shall be taken when a crime of domestic violence has been committed. If photographs should have been taken, and were not, an explanation must be provided in the incident report. When photographs are taken, deputies shall:
 - Photograph the victims, regardless of visible injury.
 - Photograph the "crime scene" including evidence items that will be submitted, as well as photograph the suspect to counter any later claim of visible injuries, self defense, or to document injuries involved.
 - Photograph any damaged property that cannot be submitted as evidence.
 - Photograph any children present if possible and reasonable to do so.
 - Send the film to the photo lab.
 - f. Deputies should obtain a medical release when injuries (or possible injuries) are involved even if no treatment was obtained.

- g. Incidents regarding department member involved DV, shall be thoroughly investigated and documented using a non-electronic reporting format.
 - An electronic incident report and case number shall be generated with no names or narrative included.
 - This "skeletal" report will serve as a place holder in the electronic incident management system.
 - All supporting documentation shall be noted on the electronic incident report as hand written attachments.
 - This will include a hand written incident report (C-118) to document the investigation.
 - The incident report and all supporting documentation shall be reviewed/approved by the on-duty supervisor and submitted prior to the reporting deputy(s) securing from duty.
 - Forward a complete copy of the case to the Domestic Violence Intervention Unit.
- h. All follow up and investigative reports shall be secured during the investigation.
- i. Upon completion of the investigation, the reports will only be un-secured and submitted, when approved by the Section Commander of the assigned investigative unit.

3.02.035

SUPERVISOR'S RESPONSIBILITIES AT DOMESTIC VIOLENCE CALLS: 06/05

The response by supervisors to reports of domestic violence involving Sheriff's Office members, or officers from any other jurisdiction, will be handled as any response to other domestic violence crimes occurring in King County. Command staff notifications are required in all instances of a member involved domestic violence allegation.

1. A first line supervisor shall respond to the scene of all domestic violence incidents involving department members and commissioned officers from other jurisdictions.
 - a. In the event that the reported incident involves a member of the command staff, judge, or city/county official, the supervisor shall notify the Command Duty Officer.
 - If the CDO is the accused, his/her Division Commander will be notified.
 - b. If the reported incident involves the Sheriff, the King County Prosecutor shall be notified.
2. The first line supervisor shall:
 - a. Assume command and ensure that the crime scene is secured.
 - b. Immediately notify the Precinct/Section Commander, or Division Commander and the IIU Commander of the member's status.
 - If the above commanders are not available, the CDO shall be notified.
 - c. Ensure the investigating deputy/detective conducts a thorough and complete investigation.
 - d. Ensure that an arrest is made in cases where probable cause exists to arrest a primary aggressor when he/she is alleged to have committed:
 - An assault that resulted in bodily injury (including pain or complaints of pain) to the victim, whether observable by the responding deputy(s) or not
 - Any physical action intended to cause another person reasonably to fear serious bodily injury or death.

- e. Ensure that an arrest is made when it is a mandatory requirement for a Court Order Violation.
- f. If the offender has left the scene, the responding deputies/detectives shall make every effort to locate and arrest the offender and document such efforts in the incident report.
- g. Relieve the member from duty in accordance with GOM 3.03.040 (Emergency Relief from Duty).
- h. Relieve an accused commissioned deputy/officer of his/her service weapon whenever an arrest is made.
 - All other firearms owned or at the disposal of the accused deputy/member should be removed to further ensure the victim's safety, in accordance with established legal practice and case law.
- i. Immediately notify the highest ranking on-duty supervisor of an accused officer/member if that person is from another jurisdiction.
 - When responding to domestic violence complaints involving police officers from other jurisdictions, deputies, investigators, and supervisors shall follow the same procedures as if they were responding to a domestic violence complaint involving a member of the Sheriff's Office.
- j. Provide the victim with DVPA form with incident number, provide the victim with relevant resources (i.e., shelters, community services, the VINE Program, legal remedies, etc.), as required by RCW 10.99.030 (7) and document this in the incident report.
- k. If needed offer, arrange, or facilitate transportation for the victim to a hospital for treatment of injuries or to a place of safety or shelter.
- l. Remain at the scene until the situation is under control and the likelihood of further violence has been eliminated.
- m. Notify the Precinct/Section, or Division Commander and the IIU Commander of the member's status and the actions that were taken.
 - If the above commanders are not available, the CDO shall be notified.
- n. Ensure the entire case file is sent to IIU and a copy to the Precinct/Section Command staff and the Domestic Violence Unit before securing from duty.
 - Ensure the electronic documents have been placed in a "Secured" status after approval of the incident report.
- o. Whenever a member is involved in a domestic violence call that results in a non-arrest, the supervisor shall submit a report explaining any and all reasons for the action.

3.02.040

CRIMINAL INVESTIGATIONS: 06/05

Responsibility to complete criminal investigations of a domestic violence incident involving a Sheriff's Office deputy/member shall rest with the appropriate CID Unit.

1. The investigating detective shall conduct the criminal investigation as he/she would any other criminal investigation.
2. If the victim reports previous or additional criminal activity, each incident shall be documented in an incident report and investigated thoroughly.
 - The investigator's supervisor shall be notified immediately if previous or additional criminal activity comes to light.

3. The Sheriff's Office shall thoroughly complete the investigation and promptly refer the charges to the appropriate Prosecutor's Office for a filing decision, even if the victim recants or refuses to cooperate with the prosecution.
4. The investigator assigned will establish a liaison with the prosecuting attorney for each case. The investigator shall present the information to the prosecutor for proper action in a timely fashion and request that the prosecuting attorney, in turn, make timely decisions about the adjudication of the case.
5. Filing of court papers/complaints shall be requested as with any other case by the investigator for criminal prosecution.

3.02.045

ADMINISTRATIVE INVESTIGATIONS: 06/05

All alleged incidents of deputies/members involved in domestic violence will be investigated administratively by the Sheriff's Office. The Sheriff's Office may take administrative action, in advance of criminal proceedings, to ensure that Sheriff's Office members adhere to all policies.

1. All alleged involvement in domestic violence by members of the Sheriff's Office will be investigated by the Internal Investigations Unit.
2. The Sheriff's Office shall take immediate administrative action that may include reassignment, or placing a deputy/member on administrative leave.
3. The Sheriff's Office will establish a consultative relationship with a domestic violence specialist to ensure appropriateness of response to each administrative investigation.
4. The Internal Investigations Unit shall provide regular updates to the victim's assigned contact person.

3.02.050

VICTIMS OF DOMESTIC VIOLENCE: 02/15

1. The confidentiality and safety of the victim are of the utmost importance to the Sheriff's Office.
2. The supervisor of the Domestic Violence Intervention Unit shall designate a contact person for the victim to be available for victim's questions and concerns.
 - This person should not be involved in the investigation of the incident.
3. This person shall be responsible for:
 - a. Checking on safety of victim.
 - b. Outlining for the victim the parameters of criminal and internal investigations.
 - c. Potential repercussions.
 - d. Providing copies of Sheriff's Office DV policies.
 - e. Conveying victim's input.
 - f. Informing victim of next steps throughout the process.
 - g. Providing information about public and private domestic violence advocacy resources, including Domestic Violence Leave if the victim is employed by King County.
 - h. Provide information related to the relevant confidentiality policies related to the victim's information and public disclosure laws.

3.02.055

BACKGROUND INVESTIGATIONS: 06/05

1. The Sheriff's Office shall conduct thorough background investigations of all new lateral and entry-level applicants considered for employment.
2. All applicants shall be questioned about past allegations, arrests and/or convictions of domestic violence, sexual assaults and stalking as well as past and present protective orders.
3. All applicants will be given a polygraph examination which will include questions about past allegations, arrests and/or convictions of domestic violence, sexual assaults and stalking as well as past and present protective orders.
 - Applicants seeking a commissioned position will also be given a psychological examination.
4. Any applicant considered for employment who has committed violence, such as domestic violence, child abuse, elder abuse, stalking, animal cruelty, sexual assaults, etc., will not be employed by the Sheriff's Office.

3.03.000 INVESTIGATION OF PERSONNEL MISCONDUCT

3.03.005

POLICY STATEMENT: 09/12

A law enforcement agency must maintain a high level of personal and official conduct if it is to command and deserve the respect and confidence of the public it serves. Rules and regulations governing the conduct of members of the Sheriff's Office ensure the high standards of the law enforcement profession are maintained. The purpose of this section is to provide guidelines concerning the investigations of member alleged misconduct. It is the Sheriff's Office policy to promptly, thoroughly and fairly, investigate alleged misconduct involving its members. Supervisors and Commanders who are assigned to review complaints shall ensure that all complaints are appropriately investigated and documented according to the procedures established in this policy. Nothing in this policy prohibits a supervisor or command staff from taking corrective action if they observe a circumstance that requires immediate attention.

3.03.010

DEFINITIONS: 09/12

For the purpose of this policy:

"Administrative Leave" means when a member is placed on leave with pay and benefits after being involved in a traumatic incident, during an investigation involving the member's conduct or his/her ability to perform essential functions of his/her job, and it is determined that circumstances exist that make the immediate removal of the member in the best interests of the Sheriff's Office. Such leave is not a disciplinary action and is not subject to appeal.

"Blue Team" is a web-based computer program used to input employee performance issues.

"Emergency Leave" means when a member is placed on temporary leave with pay and benefits when it is determined that circumstances exist which make the immediate removal of the member in the best interests of the Sheriff's Office. Such leave is not a disciplinary action and is not subject to appeal.

"Formal Investigation" means steps taken by the investigator assigned to investigate a complaint of misconduct and prepare the final investigative report.

"Garrity Rights" means the member is required to fully cooperate with an administrative investigation and failure to cooperate may result in employment termination and the information obtained from the interview cannot be used in criminal proceedings. (Garrity v. N.J., 385 U.S. 493, 1967)

"Internal Investigations Advisory Committee" is made up of the Prosecuting Attorney's Office, Labor Relations and Sheriff's Office personnel which meets to advise the IIU Commander or other Sheriff Commanders on legal issues on cases they present to the committee.

"Inquiry" is an entry into Blue Team that documents any communication directed to a member of the department which, if true, alleges misconduct by any member of the Sheriff's Office.

"Loudermill Hearing" means when there is a proprietary loss (e.g., suspension, demotion, termination, etc.); the member has the right to meet with the Sheriff. The member will then be given the opportunity to speak on his/her own behalf as to why the recommended discipline should not be imposed in the matter. (Cleveland Board of Education v. Loudermill, 105 S. Ct 1487, 1985)

"Major Investigation" means the alleged violations, if sustained, would likely result in suspension, demotion, termination or the filing of criminal charges.

“Member” means any person whether paid, unpaid, temporary, permanent, intern, probationary, volunteer, appointed, non-appointed, commissioned, or non-commissioned, who is employed or supervised by the King County Sheriff’s Office.

“Minor Investigation” means the alleged violations, if sustained, may be handled outside the disciplinary system.

“Misconduct” means any violation of laws, ordinances, Sheriff’s Office or King County rules, regulations or procedures.

“Non-Investigative Matter” (NIM) is a concern expressed by a citizen that, if true, is not an allegation of misconduct.

“Performance Related Training” (PRT) means that a reported or observed policy violation is handled outside the disciplinary system as a training matter.

“Personnel Complaint” means any allegation of member misconduct received from any source.

“Preliminary” is an entry into Blue Team used to document any reported or observed possible violations of policy.

“Preliminary Investigation” means steps taken by a supervisor or IIU to determine if an alleged complaint is potential misconduct.

- Except in unusual circumstances, (i.e., complainant intoxicated, incapacitated, etc.) the preliminary investigation is not complete until an interview of the complainant has been conducted.

“Progressive Discipline” means the escalation in the level of discipline imposed on a member based on previous **sustained** incidents that are similar in nature and/or have a common theme.

“Representative” means an official of a member’s collective bargaining agency.

“Supervisor” means any commissioned employee of the rank of sergeant or above or any professional staff employee who is designated as a supervisor by virtue of his/her job title.

“Supervisor Action Log” (SAL) is an entry into Blue Team used to document a supervisor action related to observed or reported minor policy infractions.

“Weingarten Rights” means when a member reasonably believes an interview will result in discipline, the member has a right to Guild/Union representation. (NLRB v J. Weingarten, 420 U.S. 251, 1975)

3.03.015

MISCONDUCT COMPLAINTS (NON CRIMINAL): 11/12

1. Members of the Sheriff’s Office will accept all complaints of misconduct.
2. All members receiving complaint information shall maintain the confidential nature of such information.
3. Members receiving allegations shall refer all complaints to his/her supervisor or an on-duty supervisor at the accused member’s work location in a timely manner.
4. Whenever a member believes that misconduct has occurred, the member shall notify their supervisor in a timely manner.
5. Failure to notify a supervisor of a complaint may result in discipline.

3.03.020

CRIMINAL CONDUCT COMPLAINTS: 10/09

1. It shall be the responsibility of **all** members to **immediately** notify an on duty supervisor when, by observation or receipt of information, there is cause to suspect a member, whether on or off-duty, has committed a crime.
 - Normal criminal investigation procedures shall be followed during the investigation of all alleged criminal violations.
2. When an on-duty supervisor receives notification or information that a member has been arrested, charged, or is accused of committing a crime, the on-duty supervisor shall:
 - a. Immediately notify the CDO and the accused member's Precinct/Section Commander.
 - b. Ensure that appropriate law enforcement action has been initiated in a manner consistent with the appropriate guidelines in 3.03.215 or 3.03.220.
3. Any alleged violations of laws or ordinances shall be investigated by the appropriate police agency or assigned to the appropriate investigative unit.

3.03.025

COMPLAINT PROCEDURES WHEN RECEIVED BY A SUPERVISOR: 04/14

When a supervisor receives a misconduct complaint, or observes a possible violation of policy, the supervisor shall:

1. Take action to prevent aggravation of the incident.
2. Take a recorded statement from the complainant and non department member witnesses for complaints considered to be more than a minor infraction.
3. Immediately enter the information in Blue Team as a "Preliminary" and forward it to IIU via the chain of command.

3.03.030

COMPLAINT PROCEDURE WHEN RECEIVED IN IIU: 09/12

Whenever IIU receives a complaint of misconduct or becomes aware of misconduct, either directly, or through the chain of command, the IIU investigators shall take an initial statement from the complainant and conduct a preliminary investigation to determine if the complaint will be investigated in IIU or to be investigated at the Precinct/Section level.

1. If the complaint is not an allegation of misconduct, the incident shall be entered on Blue Team as a Non-Investigative Matter (NIM) and forwarded to the worksite supervisor for informational purposes.
2. If the alleged or observed policy infraction is minor, the incident shall be classified in Blue Team as a Supervisor Action Log (SAL) and routed to the supervisor and HR. A supervisor may resolve these incidents and immediately take necessary action, but shall document the incident and actions taken. Minor infractions may include:
 - Tardiness.
 - Uniform and equipment violations.
 - Personal appearance infractions.
 - Minor omissions in assigned duties.
 - Minor regulations concerned with efficiency or safety.
3. If the complaint is an allegation of misconduct, the details of the incident will be entered in Blue Team as an inquiry and investigated by IIU. The initial complaint and classification will be forwarded to the supervisor for information and routed up the chain of command.

3.03.035

COMPLAINT PROCEDURES WHEN RECEIVED BY A COMMANDER: 11/12

1. When a Commander receives a "Preliminary" for review, the Commander shall:
 - a. Review the Blue Team entry for completeness.
 - b. Complete a Preliminary Complaint Commanders Review Form and attach it to the Blue Team entry.
 - c. Forward the "Preliminary" to IIU and (and cc the command staff in Blue Team) with a recommendation for Classification and Preliminary Finding:
 - Classification: SAL, NIM or Inquiry.
 - Preliminary Finding: Close with no further investigation, Return to supervisor for additional investigation and documentation, Request IIU investigation or return to Precinct/Section for follow.

3.03.040

EMERGENCY RELIEF FROM DUTY: 10/09

Any supervisor may relieve a member from duty in an emergency when it appears such action is in the best interest of the public and the Sheriff's Office. Conditions for emergency relief from duty may include but are not limited to:

1. Commission of a crime.
2. Under the influence of either alcohol or drugs.
3. Alcohol on breath.
4. Apparent psychological problem.
5. Apparent inability to perform the essential functions of his/her job.

The supervisor imposing the emergency relief from duty shall:

1. Notify the CDO, the member's Precinct/Section Commander, and the Division Commander of the action taken.
2. Complete a Blue Team Inquiry before securing from duty and forward to the Precinct/Section Commander via the chain of command.
 - Forward the original report **directly** to the Division Commander of the relieved member.
3. Instruct the member to be available during regular business hours, unless excused from such requirement in writing by the Division Commander.
4. Members, subjected to emergency relief from duty, may be placed on paid administrative leave, with approval of the member's Division Commander.

3.03.045

ADMINISTRATIVE LEAVE: 10/18

A member is placed on administrative leave with pay and benefits because of a traumatic incident, or during an investigation involving the member's conduct or his/her ability to perform essential functions of his/her job, and it is determined that circumstances exist that make the immediate removal of the member in the best interests of the member and the Sheriff's Office. Such leave is not a disciplinary action and is not subject to appeal.

1. Administrative leave shall be approved by the member's Division Commander.
2. Notification of administrative leave shall be coordinated with the IIU Commander no later than the next business day if there is a likelihood of IIU involvement.
3. Members on administrative leave shall not engage in any law enforcement activities.

4. Members shall notify their supervisors as to where they can be reached, and must be available during regular business hours, unless excused from such requirement in writing by the Division Commander.
5. Any member placed on administrative leave for a drug or alcohol related incident will be required by the Division Commander to undergo a drug or alcohol assessment prior to being allowed to returning to duty.
6. A member's return to work from administrative leave must be approved by the Undersheriff.

3.03.050

INTOXICATION COMPLAINTS: 10/09

If a citizen or member alleges that an **on-duty** member is under the influence of either alcohol or drugs, the member taking the complaint shall immediately contact the accused member's supervisor.

The accused member's supervisor shall:

1. Immediately contact the accused to determine if there is a basis for the allegation and if so:
 - a. Take the accused to the nearest workstation with a BAC Datamaster.
 - b. In the presence of a witness, ensure a test for intoxication is completed.
 - c. If drugs are suspected, utilize a Drug Recognition Expert.
2. If the allegation is supported, the member refuses to test for intoxication, or there is reasonable belief the member is impaired by drugs or medications.
 - a. Pursuant to 3.03.040, relieve the member from duty.
 - b. Notify the CDO and Precinct/Section Commander.
 - c. Arrange for transportation to member's residence.
3. Complete a Supervisor's Incident Review before securing from duty.
4. Forward the **original** reports to IIU via the chain of command.

3.03.055

USE OF FORCE COMPLAINTS: 09/12

When a complaint alleges excessive use of force by a member, the on-duty supervisor shall:

1. Photograph the person's injuries or claimed injuries whether visible or not.
 - Documentation of the lack of visible injury can be very important evidence.
2. Obtain statements from complainant and witnesses.
 - If possible, obtain recorded statements.
3. Request that the person be examined immediately by a physician.
4. Request that the person sign a Release of Medical Information (KCSO Form #B-137).
5. Identify unavailable witnesses to the alleged misconduct who may be currently unavailable.
6. Forward a Blue Team "Preliminary" in addition to the Blue Team Use of Force report to IIU via the chain of command.

3.03.060

COMPLAINTS INVOLVING IIU PERSONNEL: 08/12

1. Complaints alleging misconduct involving IIU personnel shall be forwarded **directly** to the Sheriff.
2. The Sheriff shall appoint personnel from outside IIU to conduct the investigation.
3. Completed investigations shall be maintained in IIU.

3.03.065

COMPLAINTS AGAINST OTHER AGENCY MEMBERS: 7/21

On-duty members reporting alleged misconduct involving members of other agencies shall:

1. Notify their immediate supervisor or an on-duty supervisor.
2. Complete a non RMS officer's report.
3. Submit the officer's report via email to IIU.

When notified of a report of misconduct involving members of other agencies the supervisor shall:

1. Notify the CDO.

After receiving an officer's report alleging misconduct by members of other agencies, the IIU commander shall:

1. Review and save the officer reports.
2. Confer with legal advisor regarding action.
3. Report out weekly to Executive Staff.
4. Notification and reports of misconduct will be forwarded to appropriate agencies by the Sheriff or designee.

3.03.070

INTERNAL COMPLAINTS: 10/09

Members who have knowledge of alleged misconduct, committed by other members shall notify a supervisor or IIU in a timely manner.

3.03.075

ANONYMOUS COMPLAINTS: 10/09

In cases of anonymous complaints, receiving supervisors or IIU investigators will use their discretion in evaluating whether there is sufficient information for follow-up or further investigation.

1. If, after a preliminary investigation and when feasible, the complaint is not supported by some corroborating facts or evidence, the complaint will be entered as an inquiry.
2. If the preliminary investigation does develop some corroborating facts or evidence, it will be handled in the same manner as any other complaint.

3.03.080

IIU MONITORING AND OVERSIGHT RESPONSIBILITIES: 11/12

When a complaint of misconduct is received, the IIU Commander shall:

1. Ensure the Complaint Report and associated paperwork has been completed.
2. Ensure a preliminary investigation has been completed.

3. Ensure the Sheriff is notified when the complaint is:
 - a. Likely to be a news worthy event, regardless of whether or not the media has found out about it.
 - b. A use of force complaint that is criminal in nature.
 - c. A criminal investigation against a member regardless of whether is internally or externally investigated.
 - d. Willful misconduct that could potentially result in termination
 - e. Involving a member of the command staff.
4. Assign the complaint for formal investigation.
 - a. IIU will investigate misconduct complaints that are egregious, repeated, criminal, or an abuse of, authority, complex or ordered by the Sheriff.
 - b. If the complaint is not investigated by IIU, the member's Precinct/Section Commander will be notified by IIU that the investigation is to be assigned to a supervisor.
5. Ensure all alleged misconduct complaints are investigated in a timely manner.
 - Timely notification to a member is crucial so the member has the ability to recall the event.
6. Conduct an investigation of a complaint when required.
7. Monitor all complaint investigations and maintain all records, including dispositions and actions taken.
8. Monitor all criminal investigations on members and ensure an administrative investigation is complete once the criminal investigation is completed.
9. Assist other investigators in complaint investigations when necessary.
10. Conduct an investigation when appropriate for any member who justifiably feels threatened by a false accusation or a contrived situation.
 - Such members may report their situations directly to IIU without reporting to their superiors.
11. Prepare cases for administrative hearings.
12. Provide a weekly status update to the Sheriff of all open internal investigations.

3.03.085

INVESTIGATION CONFIDENTIALITY: 10/09

1. Personnel complaint investigators and those who review investigations, have a responsibility to preserve the confidentiality of investigations.
2. Release of information to unauthorized personnel is a serious breach of ethics and could be a violation of state law.
3. Release of information regarding an investigation shall be only to those who have a right and need to know and will be released by the IIU Commander, or designee.

3.03.090

CONFIDENTIALITY ORDER: 09/04

1. When any member is contacted regarding an internal investigation, the investigator will advise the member not to disclose any of the information discussed in the interview except with his/her representative or attorney.
2. The member will also be told that disclosure of any information, prior to the completion of the investigation, may result in disciplinary action.

3.03.095

MEMBER NOTIFICATION: 10/09

1. Accused or witness members will be notified of complaints by the Complaint Notification Report (KCSO Form A-150).
 - Members will be advised if a complaint is a major or minor investigation.
2. Accused and witness members are not entitled to disclosure of investigative information outside that contained in their Complaint Notification Report (A-150).

3.03.100

REQUIREMENT TO COOPERATE: 10/09

1. All members, when ordered to do so, shall fully cooperate in Sheriff's Office administrative investigations. Administrative investigations are non-criminal investigations into the conduct of Sheriff's Office members, conducted by either IIU or Sheriff's Office supervisors.
2. Failure to cooperate may result in discipline up to termination.

3.03.105

REPRESENTATION: 10/09

1. Whenever an interview focuses on matters that a member reasonably believes could result in disciplinary action against any member, the member shall have the right to representation.
 - The representative will be an official of the member's collective bargaining agency.
 - Non represented members may have another member or an attorney as a representative.
2. Members have the right to an attorney of their own choosing when they are the subject of a criminal investigation.

3.03.110

IMPARTIALITY: 09/04

1. Any accused member who feels an assigned investigator cannot be impartial during the investigation of a complaint shall forward his/her concerns in an Officer's Report **directly** to the IIU Commander.
2. Any assigned investigator who during the investigation of a complaint, has a potential conflict of interest, shall forward his/her concerns **directly** to the IIU Commander.
3. The IIU Commander shall review the concerns and if need be, assign the investigation to another investigator.

3.03.115

EXCULPATORY INFORMATION: 09/04

1. Investigators must ensure their completed reports contain all relevant information disclosed during the investigation.
 - This includes evidence that tends to disprove the allegations of misconduct by a member.
2. Omission of relevant information could cause irreversible damage to an otherwise proper investigation.

3.03.120

SEARCHES AND SEIZURES: 09/04

All searches and seizures conducted during the course of an administrative investigation must be in compliance with the law.

1. The search shall be approved by the member's Division Commander.
2. The IIU Commander should be present during any such searches.
3. The search should be conducted professionally with the member present if possible.
4. Photographs should be taken before and after the search.
5. An inventory of items seized shall be given to the subject of the search and or conspicuously placed at the scene.

3.03.125

FINANCIAL DISCLOSURE: 09/04

Sheriff's Office members shall not be required to disclose any item of his/her property, income, assets, source of income, debts or expenditures (including those of any member of his/her household) unless volunteered or obtained by proper legal procedure, (i.e., criminal investigation, subpoena).

3.03.130

MEDICAL OR LABORATORY EXAMINATIONS: 10/09

Sheriff's Office members shall not be required to submit to any medical or laboratory examination unless volunteered or obtained by proper legal procedures.

3.03.135

PHYSICAL LINE UPS: 10/09

Sheriff's Office members shall not be required to appear in a line up unless volunteered or obtained by proper legal procedures. Investigators have access to member photographs on file and may use those photos in an internal investigation.

3.03.140

FAMILY MEMBERS: 10/09

Members of the employee's immediate family shall not be contacted and/or asked to give statements in administrative investigations except when.

1. A crime is alleged to have been committed against a family member.
2. The accused member gives permission.

3.03.145

POLYGRAPH: 01/11

The Employer shall not require any employee covered by this Agreement to take or be subjected to a lie detector test as a condition of continued employment.

1. Washington State law prohibits the Sheriff's Office from compelling a member to submit to a polygraph examination.
2. **Members shall not be offered a polygraph examination during any administrative investigation.**

3. An accused member that requests a polygraph examination:
 - a. Must make such a request in writing through his/her bargaining unit representative; and
 - b. The request shall be approved or disapproved by the Undersheriff.
4. Polygraph evidence of any kind shall not be admissible in disciplinary proceedings except by stipulation of the parties.
5. A Sheriff's Office approved polygraph operator shall be used.

3.03.150

DUE DATES: 10/09

1. Administrative Investigations must be completed within one hundred and eighty (180) days of the matter coming to the attention of the Sheriff's Office Command Staff/Captains.
2. In the event the Sheriff believes an extension beyond one hundred and eighty (180) days is necessary, and the County establishes an appropriate burden that it has acted with due diligence and the investigation could not reasonably be completed due to factors beyond the control of the Sheriff's Office (i.e., extended illness or other unavailability of a critical witness, such as the complainant or the deputy being investigated, or necessary delays in the processing of forensic evidence by other agencies), the Sheriff must contact the Bargaining Unit prior to the expiration of the one hundred and eighty (180) days seeking to extend the time period.
 - a. Any request for extension based on the unavailability of witnesses shall include a showing that the witness is expected to become available in a reasonable period of time.
 - b. A request for extension based upon the above criteria will not be unreasonably denied.
3. The one hundred and eighty (180) day period shall be suspended when a complaint involving alleged criminal conduct is being reviewed by a prosecuting authority or is being prosecuted at the local, state or federal level, or if the alleged conduct occurred in another jurisdiction and is being criminally investigated or prosecuted in that jurisdiction.
 - a. In cases of a deputy involved fatal incident, the one hundred and eighty (180) day period will commence when the completed criminal file is provided to the Prosecuting Attorney, and will only be tolled in the event criminal charges are filed.
 - b. In the event an outside agency conducts a criminal investigation of a matter within the jurisdiction of the County, and the Sheriff's Office receives the completed criminal file with less than sixty (60) days remaining for the administrative investigation, the Sheriff's Office will have up to an additional sixty (60) days to complete its administrative investigation.
 - However, in no event shall the investigation last more than two hundred and forty (240) days.
4. Compliance with this provision is required if findings are to be entered or discipline is to be imposed. Issuance of a Loudermill notice of intent to discipline will constitute conclusion of the administrative investigation for purposes of this section.
5. Nothing in this policy prohibits the County from disciplining (provided just cause exists) a deputy convicted of a crime.
6. The accused member(s) shall be notified of any extensions.

3.03.155

INVESTIGATIVE STEPS: 04/17

When initiating an investigation, the assigned investigator shall:

1. Thoroughly review the complaint forms and attached reports taking note of the due date and any impending statute of limitations issues.
2. Gather the facts and keep an open mind at all times.

3. Identify allegations and related issues to be addressed in the investigation.
 - The allegations should specifically list the actions taken, or behavior of the deputy. Allegations should not contain conclusive statements, (e.g. the deputy kicked the complainant vs. the deputy used excessive force.)
4. Gather and review all relevant reports related to the incident (e.g. CAD print outs, Incident Reports, Officer's Reports, etc.).
5. Send complaint notification (A-150) to the member(s) involved.
 - The notification must reasonably apprise the member of what the allegations are and what information is needed.
6. Obtain statements from all involved parties, unless after consultation with the IIU Commander, it is deemed likely that any information gleaned would be irrelevant or immaterial.
7. Document the steps of their investigation and any action taken.
8. Forward the completed report to the IIU Commander via the chain of command.

3.03.160

INTERVIEWING COMPLAINANTS AND WITNESSES: 10/09

1. RESEARCH BACKGROUND

An investigator should know as much as possible about the person to be interviewed. The investigator should check records and other sources of information regarding the individuals to be interviewed.

- The investigator should also check to see if the complainant has filed complaints in the past and the nature of those complaints.

2. SCHEDULE INTERVIEW

All interviews, especially sensitive interviews, should be conducted in person.

- If this is not possible, a recorded telephonic statement may be taken.

3. DEFINE INTERVIEW OBJECTIVES

- a. Before the interview, the investigator should have a clear understanding of the interview objectives.
- b. A list of specific, relevant questions should be prepared prior to the interview.
- c. The typical interview may have one or more of the following objectives:
 - Determine the facts of the investigation.
 - Identifying other witnesses or accused members.
 - Clarifying allegations.
 - Resolving discrepancies and inconsistencies.
 - Obtaining information regarding motive or alibi.
 - Closing loopholes in previous statements.

4. INTERVIEW LOCATION

Citizen witnesses should be encouraged to come to a Sheriff's Office facility for their interviews. If this is not possible they may be interviewed at another location.

5. RECORDING STATEMENTS

- a. Except for minor offenses, all formal interviews should be recorded in their entirety.
 - This includes statements taken by telephone.

- b. If a written statement has already been taken, an audio statement may not be required if the needed information has been provided.
- c. If a complainant or witness refuses to allow the interview to be recorded, document the refusal and proceed with the interview, using a court reporter.
 - If a court reporter is unavailable complete a written statement.
 - This interview should be witnessed by another member.
- d. Mark each tape with the name of the person interviewed and the IIU file number and forward all transcribed tapes to IIU with the completed investigation.

6. BEGINNING THE INTERVIEW

- a. The investigator should begin the interview by:
 - Stating the date and time.
 - Identifying those present during the interview.
 - The reason for the interview.
- b. The investigator should allow the interviewee to describe what happened in his/her own words.
 - Each allegation and all relevant issues should be covered with the complainant and witnesses.
 - Each witness should be asked specific questions about each allegation that he/she can address.

7. UNCOOPERATIVE WITNESSES

If the complainant or civilian witness is unavailable, fails to appear, or refuses to be interviewed, the investigator should thoroughly document attempts to conduct the interview and then continue to attempt to complete the investigation.

8. SENSITIVE INTERVIEWS

When an interview involves a sensitive matter, including but not limited to a domestic violence, or a sexual matter, the interviewer should be sensitive to that fact, and if requested the interviewer should be the same sex as the person being interviewed. In such cases the interviewer should consider requesting the assistance of a person with expertise in such interviews.

9. CLOSING THE INTERVIEW

At the end of the interview the witness should be asked if there are any questions and if there is any other relevant information to add to the investigation.

3.03.165

ADMINISTRATIVE INTERVIEWS: 04/14

1. An administrative interview is an in-person inquiry with an accused or witness member that is conducted to investigate alleged misconduct. The following rules shall apply to all administrative interviews of Sheriff's Office members.
 - a. Interviews shall be conducted within a reasonable time after an allegation has been made.
 - b. Interviews shall be held during the member's on-duty hours whenever reasonable or possible.

- c. The interview should take place at the member's workstation or in IIU unless prior arrangements have been made.
 - d. Before interviewing the member(s), he/she shall be informed of the name of the person in charge of the investigation and the name of the person conducting the interview.
 - e. Advise the member(s) whether he/she is the accused or a witness.
 - f. Advise the member(s) that he/she are required to cooperate in an administrative investigation and that failing to do so may result in discipline up to and including termination from the department.
 - g. Advise the accused member in writing of the allegations and that the misconduct, if sustained, could be grounds for administrative disciplinary action.
 - h. Advise the accused member he/she may have representation present during any interview.
 - i. Provide all accused members with copies of their Garrity Rights.
 - j. Provide all accused commissioned members with copies of the Peace Officer Bill of Rights.
 - k. Members being interviewed shall be allowed reasonable intermissions.
 - l. The scope of the interview shall relate **only** to the specific allegation(s).
 - m. All interviews shall be tape recorded unless the member objects.
 - n. All major investigations interviews will be transcribed.
 - o. Other investigation interviews will be transcribed at the discretion of the IIU Commander.
 - p. Interviews that are not tape recorded by IIU shall be recorded by a court reporter or stenographer.
 - q. The member and or entity requesting a court reporter or stenographer shall:
 - Pay all appearance fees and transcription costs assessed by the court reporter or stenographer.
 - Make available to the other party an opportunity to obtain a copy of the transcription.
 - r. Upon request, provide the member with a copy of his/her statement.
2. This section does not apply to criminal investigation interviews.

3.03.170

PERSONAL INTERVIEWS, CRIMINAL INVESTIGATION: 10/09

1. Criminal investigation interviews shall be conducted by the appropriate police agency, or Sheriff's Office CID Unit.
 - The accused member **shall not** be ordered to meet with any criminal investigator and/or give a statement during any criminal investigation.
2. Before interviewing the accused, he/she shall be advised that he/she is suspected of committing a criminal offense and afforded all his/her constitutional rights.

3.03.175

INVESTIGATIVE REPORT FORMAT: 09/12

The investigative report will be submitted in a Blue Team Follow-up Report and shall contain:

1. ACCUSED MEMBER ALLEGATIONS

Allegations should be specific and listed in chronological order.

2. EVIDENCE

- a. Evidence is any statement, document, or item that will have a bearing on the investigation.
- b. All evidence obtained during the investigation should be listed in the report.

3. PERSONS INTERVIEWED

List names, addresses and phone numbers.

4. INVESTIGATIVE STEPS

All entries should be prefaced by the date and time of the investigative step.

5. SUMMARY

The investigator will present the results of the investigation in a clear, logical sequence.

3.03.180

STANDARDS OF PROOF: 09/04

1. The standard of proof, in most cases, for an administrative investigation is generally "a preponderance of evidence."
2. The standard of proof in cases in which criminal or serious misconduct is alleged, and there is a likelihood of suspension, demotion or termination, the standard of proof is "clear and convincing" which is a higher standard than "a preponderance of evidence".

3.03.185

CLASSIFICATIONS: 02/15**1. UNFOUNDED**

- The allegation is not factual and/or the incident did not occur as described.

2. EXONERATED

- The alleged incident occurred, but was lawful and proper.

3. NON-SUSTAINED

- There is insufficient factual evidence either to prove or disprove the allegation.

4. SUSTAINED

- The allegation is supported by sufficient factual evidence and was a violation of policy.

5. UNDETERMINED

- a. The completed investigation does not meet the criteria of classifications 1 through 4.
- b. This may involve the following:
 - The complainant withdraws the complaint.
 - The complainant cannot be located.
 - The complainant is uncooperative.
 - The accused member separates from the Sheriff's Office before the conclusion of the investigation and the investigator cannot reach another classification.

- c. Notwithstanding the above situations, if enough information has been collected to close the investigation with a classification of 1 through 4, an undetermined classification will not be used.

3.03.190

REVIEW AND PROCESSING OF COMPLETED INVESTIGATIONS: 02/15

1. After completing the investigation, the investigator shall:
 - a. Ensure reports are complete and in the proper format.
 - b. Ensure all supporting documentation is present.
 - c. Ensure all allegations have been identified.
 - d. Forward the report and documents to the IIU Commander via their chain of command.
2. The IIU Commander shall:
 - a. Review Complaint Reports for completeness and ensure that the guidelines of this chapter were followed.
 - Make recommendations for additional investigation/information if necessary.
 - b. Forward completed major investigations or investigations that require special attention, to the Internal Investigations Advisory Committee.
 - c. Forward completed investigations to the member's Precinct/Section Commander for review.
 - The IIU Commander, in consultation with the Undersheriff may have a major investigation reviewed by a different Precinct/Section Commander.
 - d. Forward the completed investigation to the Undersheriff after it has been reviewed by the Division Commander.
 - e. Ensure the accused member and his/her Precinct/Section Commander is notified in writing of the disposition of the complaint without unnecessary delay
 - f. Ensure that the complainant have been notified in writing of the final disposition without unnecessary delay.
 - The specific nature of any action taken against him/her shall not be revealed to the complainant.
 - g. In cases where there is a proprietary loss (e.g., suspension, demotion, termination, etc.), notify the member that they have the right to meet with the Sheriff to explain the circumstances. (Cleveland Board of Education v. Loudermill, 105 S. Ct 1487, 1985)
 - This meeting is voluntary and no overtime shall be paid.
 - h. Ensure completed investigations are maintained in IIU secured files.
3. The Precinct/Section Commander shall:
 - a. Review the completed investigation.
 - b. Return investigation if incomplete.
 - c. Ensure that all allegations have been identified.
 - d. Determine the classification of each allegation.
 - e. In most cases, meet with the Advisory Committee.
 - f. Forward completed investigation and appropriate findings in memo form to the Undersheriff via the Division Commander without unnecessary delay.

4. The Division Commander shall review the completed investigation and add any comments if needed, and forward the investigation to the Undersheriff without unnecessary delay.
5. The Undersheriff:
 - a. Shall review those completed investigations and findings.
 - b. May ask for further investigation, change the findings, etc.
 - c. Forward the completed investigation to the Sheriff, with recommended discipline where appropriate.
6. The Sheriff shall:
 - a. Review the investigation, findings, and recommended discipline. The Sheriff may ask for additional investigation, concur with the findings and/or discipline, or make changes when deemed appropriate.
 - b. Notify the member in writing of the recommendation and/or disciplinary action to be taken without unnecessary delay.
 - c. Conduct Loudermill Hearings.
 - The Sheriff may opt to have the Undersheriff conduct the Loudermill Hearing.

3.03.195

DISCIPLINARY AUTHORITY: 01/11

Except for oral reprimands, all disciplinary actions shall be approved by the Undersheriff.

3.03.200

DISCIPLINE RECOMMENDATIONS: 02/15

1. Recommendations of discipline on **sustained** complaints will be made in writing by the Undersheriff.
2. Discipline should be corrective and not punitive in nature and will be based on the:
 - a. Seriousness of misconduct.
 - b. Member's complaint history.
 - c. Likelihood that the member's actions will be repeated.
3. Recommendation of discipline made by the Undersheriff may be changed by the Sheriff.

3.03.205

DISCIPLINARY ACTION: 02/10

Disciplinary actions should be timely, corrective, and not punitive in nature.

1. Members are subject to disciplinary action consistent with the provisions of the following:
 - a. General Orders Manual.
 - b. Standard Operating Procedures.
 - c. State and Federal Laws.
 - d. Local Ordinances.
 - e. King County rules, including Civil Service Rules.
 - f. Collective Bargaining Agreements.

2. Disciplinary actions may include, but are not limited to:
 - a. Oral reprimands.
 - b. Written reprimands.
 - c. Transfer.
 - d. Suspension from duty.
 - e. Demotion.
 - f. Termination.
 - g. Or any combination of appropriate actions.
3. Training and/or professional counseling are not considered discipline and may be used instead of discipline or in conjunction with other disciplinary actions.
 - a. The Sheriff's Office may make a training referral or order a member to participate in training or professional counseling as needed.
 - This includes memos of expectations.
4. Personnel actions, including but not limited to transfers, may also be taken when appropriate in non-disciplinary cases.

3.03.210

NOTICES OF DISCIPLINE: 08/12

1. SERVICE OF DISCIPLINE LETTERS
 - a. It is important that discipline letters be served properly to ensure that the member may exercise the grievance process in a timely manner.
 - b. Service of discipline letters should be served in person by managers or command staff.
 - If this is not possible, the letter will be sent to the member's mailing address via registered mail.
2. ORAL REPRIMANDS
 - a. An oral reprimand is the first step in discipline.
 - It is used when the specific inadequate performance does not amount to a written reprimand but needs to be included in the disciplinary process.
 - b. The oral reprimand will be documented by time, place, and a brief description of the discussion with the member and will be forwarded with the completed investigation to IIU.
 - c. A copy of the documentation will be placed in the member's worksite personnel file.
 - The documentation shall remain in the member's worksite personnel file for three (3) years unless used in a subsequent disciplinary action within the same three (3) year time period.
3. WRITTEN REPRIMANDS
 - a. A Written Reprimand is a formal written notice to the member regarding misconduct.
 - It is appropriate for specific inadequate performance or repeated offenses which an oral reprimand or corrective counseling has not corrected.
 - It is intended to provide the member with a written record indicating that the specific corrective action must be taken to avoid more serious disciplinary action.
 - It may be given as the first step in formal discipline.

- b. The Written Reprimand shall remain permanently in the member's personnel file.
4. SUSPENSION AND TERMINATION LETTERS
 - a. The Internal Investigations Unit will prepare all suspension and termination letters for the Sheriff.
 - b. Termination letters will include the reason for and effective date of the termination.
 - c. Human Resources will provide the individual with information on their benefits after termination.

3.03.215

CRIMINAL CONDUCT, INSIDE UNINCORPORATED KING COUNTY OR CONTRACT CITY: 09/04**Criminal Conduct Non-traffic and in-Progress:**

1. If a member is apprehended during or immediately following the commission of a crime, he/she will be afforded all their rights as any other citizen in King County.
2. The on-duty supervisor shall:
 - a. Screen the arrest to ensure it is appropriate and the appropriate documentation is completed correctly.
 - b. Ensure the member has been advised of his/her constitutional rights and allowed to exercise those rights.
 - c. Notify the CDO and Precinct/Section Commander.
 - d. Relieve the member from duty in accordance with 3.03.040.
 - e. Complete a Supervisor's Incident Review with a copy of the entire case file to IIU and a copy to the Precinct/Section Command staff before securing from duty.
 - f. Forward the original case packet to the appropriate CID Unit via the chain of command.

Criminal Conduct Non-traffic and not in-progress:

1. When there is probable cause to reasonably believe a member is responsible for the commission of an alleged crime that is non-traffic and not in-progress, an Incident Report shall be completed and submitted by the supervisor receiving the information.
2. Forward the original case packet to the appropriate CID unit.
3. Forward a copy of the case packet to IIU and the Precinct/Section Command staff.

Criminal Traffic:

1. Members, apprehended after the commission of a criminal traffic offense, shall be treated in the same manner as any other citizen in King County.
2. If a citation is to be issued, the on duty supervisor shall conduct an on scene review to ensure that proper procedures are followed.
3. Forward a copy of the citation and any related reports **directly** to IIU and the Precinct/Section Commander.

3.03.220

CRIMINAL CONDUCT OUTSIDE UNINCORPORATED KING COUNTY OR CONTRACT CITY: 10/09

1. When a member is notified that another member is or has been arrested by another jurisdiction, that member, receiving notification shall immediately notify IIU or any on-duty supervisor.

2. The on-duty supervisor shall:
 - a. **Immediately** notify the CDO and the appropriate Division Commander.
 - b. Ensure that normal criminal investigation procedures are followed during the investigation of all alleged violations of any law.
 - c. If needed, relieve the member from duty in accordance with 3.03.040.
 - d. Ensure that a preliminary administrative investigation is completed and forwarded to IIU whether or not the arresting agency pursues the criminal investigation.

3.03.225

PRESENTATION TO THE PROSECUTOR: 09/04

1. When a complaint involves criminal allegations, the completed investigation should be presented to the appropriate prosecutor for the consideration of filing charges prior to any IIU investigation.
2. If the prosecutor requests additional steps, before a filing decision is made, the investigator shall comply with the request and inform the IIU Commander if the requests are significant.
3. When a decision has been reached by the prosecutor, the investigator shall inform the IIU Commander and the member's Division Commander.

3.03.230

CORRECTIVE COUNSELING MEMORANDUM: 01/16

A Corrective Counseling Memorandum is written notification from a supervisor to a member addressing minor training deficiencies.

1. Corrective Counseling is:
 - a. **Not** disciplinary action.
 - b. Notification of undesirable conduct.
 - c. Documentation for evaluations.
 - Corrective Counseling Memoranda may not be referenced in an evaluation because they are temporary in nature, but the behaviors that led to the memo should be addressed.
 - d. Documentation for subsequent disciplinary action.
2. Corrective Counseling may be issued without an IIU investigation.
3. The memorandum shall contain:
 - a. A description of the conduct or behavior requiring counseling.
 - b. The steps taken to prevent recidivism.
 - c. Expectations of future performance.
4. Corrective Counseling Memoranda shall be approved and signed by the member's Precinct/Section Commander or Section Manager prior to being given to the member.
5. Once signed by the member, the supervisor shall make two copies of the fully signed memo one for the member and one for the member's traveling file.
6. The original will be sent to the IIU.
7. Corrective Counseling Memoranda shall be retained in the member's personnel file and traveling file for one (1) year from the date of issuance, unless used in a subsequent disciplinary action within the same one (1) year time period.
8. The supervisor shall document issues and discussions in Blue Team as a SAL.

CORRECTIVE COUNSELING MEMORANDUM FORMAT: 02/13

TO:	(Department Member Name)	DATE:	
FROM:	(Supervisor Name)	VIA:	Chain
SUBJECT:	<u>CORRECTIVE COUNSELING</u>		
(Detailed description of conduct requiring counseling and expectations of future performance.			
This memorandum serves as documentation of the corrective counseling given and is not disciplinary action.			
This memorandum shall be in your Department personnel file for one year (Refer to GOM 3.03.230).			
Approved: _____		Date: _____	
(Precinct/Section Commander)			
I hereby acknowledge receipt of this Corrective Counseling Memorandum.			
_____		Date: _____	Time: _____
(Department Member Signature)			
cc:	Personnel File (receipted copy) Unit/Section File Division Commander Department Member		

3.03.235

WRITTEN REPRIMANDS: 01/11

1. When disciplinary action requires a written reprimand, the following information shall be provided in a Memorandum:
 - a. Date(s) of the violation.
 - b. Type of violation.
 - Reference the specific authority covering the violation.
 - c. Concise and specific description of the violation.
 - d. Steps taken to prevent recidivism.
"This Written Reprimand will become part of your permanent file".
 - e. Written Reprimands require the approval of the member's Division Commander and the Undersheriff.
2. The written reprimand will be prepared by the IIU Commander, Precinct/Section Commanders or Managers.
3. Written Reprimands shall be approved by the Division Commander and the Undersheriff.
4. The Written Reprimand shall remain permanently in the member's personnel file.

WRITTEN REPRIMAND MEMORANDUM FORMAT: 01/11

TO:	(Department Member Name)	DATE:	
FROM:	(Submitting Authority)	VIA:	Chain
SUBJECT:	<u>WRITTEN REPRIMAND</u>		
Pursuant to your actions on May 1st, 2002 involving your off-duty participation without an Off-Duty Work Permit, a Department level investigation was conducted.			
You have been found in violation of GOM 4.03.015 in that you failed to obtain a Secondary Employment Permit for "The Flying Zamboni Circus."			
The correct Department procedures regarding this violation have been reviewed by you and your supervisor.			
This written reprimand will become part of your permanent Department personnel file. (Refer to GOM 3.03.235).			
APPROVED:	_____	Date	_____
	(Division Commander)		
APPROVED:	_____	Date:	_____
	(Undersheriff)		
I hereby acknowledge receipt of the above written reprimand.			
	_____	Date:	_____ Time:
	(Department Member Signature)		
cc:	IIU File Personnel File (receipted copy) Division Commander Department Member		

3.03.240

GRIEVANCE PROCEDURE: 10/09

Members, who feel aggrieved, shall follow the grievance procedures outlined in either their applicable Collective Bargaining Agreements or Civil Service Rules.

3.03.245

ANNUAL ANALYSIS: 12/16

1. The Internal Investigations Unit Commander will compile an annual statistical summary report of all complaints and internal investigations to determine any trends or patterns and will evaluate training needs or policy changes and make recommendations to the Sheriff via the Undersheriff.
2. Copies of the report will be given to the Undersheriff for dissemination to the public and Sheriff's Office Members.

3.03.300 MEDIATION PROGRAM

3.03.305

INTRODUCTION: 01/14

The King County Office of Law Enforcement Oversight (OLEO) and the Sheriff's Office have established a voluntary deputy-citizen mediation program. The program shall provide an alternative method to resolve citizen complaints by allowing willing citizens and deputies to meet under the guidance of a professional mediator to discuss and resolve their differences. The OLEO and the Sheriff's Office shall establish standards and guidelines for determining when a particular complaint may be referred to mediation.

Prior to the complainant agreeing to utilize the mediation process to resolve the complaint, the OLEO shall explain the mediation process to the complainant, including that if the deputy participates in good faith, the deputy will not be subject to discipline and the complaint will be administratively dismissed.

3.03.310

USING MEDIATION: 01/14

A complaint may be considered for mediation if it resulted from a failure to communicate or a lack of communication such that the allegation would be resolved better through mediation than through the formal disciplinary process. These cases include allegations of conduct that have more than a minimal negative impact on the operations or professional image of the department; or that negatively impact relationships with other deputies, agencies, or the public. Past or current complaint history of the employee, previous mediation history, and any record of prior complaints by the citizen, may be taken into consideration when determining whether a complaint should be considered for mediation.

1. Mediation should be used when complaints include:
 - a. Courtesy.
 - b. Use of Profanity.
 - c. Procedural Issues related to vehicle stops.
 - d. Other procedural issues:
 - Why was I handcuffed?
 - Why was I not allowed to leave?
 - Why was a report not taken?
 - e. Vehicle Operations (speeding, sirens, code responses).
2. The use of mediation should be evaluated on a case-by-case basis for complaints involving:
 - a. Racial, gender, sexual orientation, or other biases.
 - b. Racial profiling, or other.
3. Mediation should not be used when complaints involve:
 - a. Use of force.
 - b. Sexual harassment.
 - c. Cases involving employees with a history of numerous citizen complaints.
 - d. Allegations of criminal misconduct.
 - e. Cases where there are criminal charges pending from the underlying contact with the deputy.

4. Complaints that, if the allegations were determined to be true would likely result in termination, demotion, or suspension, will not be considered for mediation.
5. Mediation will not be offered as an alternative remedy to discipline if a deputy has participated in two (2) mediated complaints within a twelve (12) month period.

3.03.315

MEDIATION SESSIONS: 01/14

1. A mediation session is:
 - a. An alternative to the traditional complaint and disciplinary process.
 - b. A voluntary, confidential process where a trained mediator helps citizens and deputies talk and listen to each other.
 - c. A chance for deputies to hear how their actions affected citizens and vice versa.
2. A mediation session is not:
 - a. A process to make judgments about who is right or wrong.
 - No evidence or witnesses are required.
 - b. A session where parties have to leave in agreement.
 - c. A session where parties are forced to shake hands and make up.
3. Some benefits of the mediation session are:
 - a. Mediation allows deputies and citizens to resolve complaints themselves, rather than depend on the judgment of others.
 - b. Mediation is more satisfying than the regular complaint process.
 - c. Mediation can make a real difference in the understanding, attitude and behavior of the participants.
 - d. Mediation can improve relationships between the organization and the community.
4. Mediations sessions are confidential:
 - a. All participants sign a legally binding confidentiality agreement.
 - b. The contents of a mediation session are not subject to subpoena or discovery.
 - The one exception is where mandatory reporting requirements apply for certain admissions of criminal acts by any party.
 - c. Labor and/or legal representatives are not allowed to participate.

3.03.320

MEDIATION PROCESS: 01/14

1. The party making the complaint would be offered the option of mediation during the initial phases of the complaint process; it is first and foremost the complainant's choice.
2. Potential mediation cases will also be reviewed by the OLEO and the selection approved by the OLEO and the Commander of IIU.
3. If the deputy also agrees to mediation, the session is scheduled for a mutually agreeable time and place (including evenings and weekends).
4. If both parties agree to the mediation, a mediation session will be coordinated within thirty (30) days of the agreement.
 - The parties will be notified of the mediation time and location.

5. A professional mediator will be provided by King County's Office of Alternative Dispute Resolution.
6. Mediation will occur at a location identified by the selected mediator.
7. The selected mediator may meet with the parties together, separately, or both and review the incident in a non-confrontational manner.
8. The 180-day timeframe for completion of internal investigations is tolled after both parties agree to mediation. The timeframe is restarted upon notification that the deputy failed to participate in good faith.

3.03.325

REPORTING: 01/14

1. The mediator will inform the OLEO Director of the completion of the mediation session and whether the deputy participated in good faith.
2. The OLEO Director will then inform the IIU Commander that the matter was resolved by mediation.
3. If the mediator determines that the deputy did not participate in good faith, the complaint will be processed as would have been done in the absence of the offer of mediation.
 - This finding is not subject to challenge.

3.04.000 PERFORMANCE EVALUATIONS

3.04.005

PERFORMANCE EVALUATIONS POLICY STATEMENT: 11/09

It is the policy of the Sheriff's Office to provide an objective and fair means of measurement for recognition and training needs regarding work performance of employees according to prescribed guidelines of a specific job assignment.

3.04.010

PERFORMANCE EVALUATION REPORTS: 12/17

1. Supervisors shall complete the appropriate Performance Evaluation Report (KCSO Form P-103) for the employee's position by the last day of each month, alphabetically by the first letter of the last name in the following schedule:

A	January
B	February
CD	March
EFG	April
HI	May
JKL	June
M	July
NOPQ	August
RS	September
TUV	October
W	November
XYZ	December
2. The evaluation shall be submitted by the end of the following month listed in the schedule (e.g. reports for January will be submitted by the last day of February.)
3. Supervisors shall annually submit the performance evaluation for all department members under their command.
 - a. Newly hired or promoted probationary and provisional department members (except student-deputies) and persons employed under grants or public employment programs shall be reviewed on the third (3rd), sixth (6th), ninth (9th), and eleventh (11th) months.
 - The period between the eleventh month appraisal and the next appraisal shall not be less than two (2) months nor more than fourteen (14) months.
 - b. Student-Deputies shall be reviewed at every three (3) weeks during Phase II of training, then monthly during their probationary period.
4. Supervisors may submit more frequent evaluations as necessary. Notify the Human Resource Unit in writing.
 - a. If more reporting is necessary.
 - b. When routine reporting has been reinstated.
5. When an employee's work performance is overall unsatisfactory, the supervisor shall give the employee written notification of the unsatisfactory performance ninety (90) days prior to the employee's assessment.
6. Merit pay eligible employees shall be evaluated following the schedule established by the County's Human Resources Division after the employee has passed probation.

3.04.015

EMPLOYEE TRANSFERS: 04/15

1. When an employee transfers to another unit, the previous supervisor should provide the new supervisor any information that should be included in the employee's next performance evaluation.
2. The employee's performance evaluation should be completed by the previous supervisor if the employee had been in the previous unit six (6) months or more during the employee's rating period.
3. Any discrepancies to this policy can be discussed by the supervisors.

3.04.020

PERFORMANCE EVALUATIONS, REQUIREMENT TO SIGN: 11/09

Department members shall sign the Performance Evaluation Report.

3.04.025

PERFORMANCE EVALUATIONS, APPEAL OF: 11/09

1. Represented employees may appeal the performance evaluation using the process outlined in their collective bargaining agreement.
2. Non-represented employees may appeal the performance evaluation report using the process outlined in the King County Personnel Guidelines.

3.05.030

RETENTION: 11/09

1. The Performance Evaluation Report will remain in the employee's personnel file.
2. The Performance Evaluation Report will be destroyed according to the Washington State Record Retention Schedule once the employee has left the department.

3.04.035

TRAINING: 11/09

Newly promoted members will receive training on the use and completion of the Evaluation Report.

3.05.000 PERFORMANCE EVALUATION REPORT

3.05.005

INTRODUCTION: 04/17

Employee evaluations are designed to document an employee's work performance that is weighed against set department standards for the employee's job assignment. Evaluating employees on a regular basis is beneficial to the employee and to the Sheriff's Office. The department formally recognizes the value of the employee and employee's role in helping the Sheriff's Office to achieve its long term goals, and objectives are clarified and reinforced. The employee's strengths and weaknesses are identified and goals are set to develop the employee's skill and proficiency. Performance evaluations assist in making job related decisions regarding training, work assignments, approval of off duty employment, disciplinary action and job retention. The presentation of the evaluation also provides an opportunity for a supervisor to discuss work performance goals, training plans and career development with the employee.

3.05.010

PERFORMANCE REVIEW AND TRAINING: 12/94

A primary responsibility of the supervisor is to develop quality employees through training. Evaluating the employee is an essential element of the training process. Training is done in many ways, but the basic principles of training are the same. The principles include:

1. Explaining
 - Supervisors must **tell** the employee how to do the job.
2. Demonstrating
 - Supervisors must **show** the employee how to do the job.
3. Observing Performance
 - Supervisors must have the **employee demonstrate** that he/she knows how to do the job.
4. Evaluating
 - Supervisors must **examine and document** the results of the employee's efforts to determine if the employee has learned what he/she have been told and shown.

3.05.015

EMPLOYEE INFORMATION: 11/09

1. The employee information portion of the employee evaluation consists of:
 - a. Basic employee identification information.
 - b. Dates encompassed by this performance appraisal.
 - c. The employee's status, (permanent/probationary/other).
 - d. Training scores and/or expiration dates; and
 - e. The rater's name, rank and the associated signatures.

3.05.020

WORK PERFORMANCE STANDARDS: 04/17

1. The establishment of work performance standards, for a specific job assignment, lets the employee know what constitutes satisfactory performance.
 - Employees must know what is expected of them and what constitutes a job well done.
2. Work performance standards simply clarify the department's performance requirements.
3. Each performance appraisal category is accompanied by a list of non-exclusive statements describing the behaviors that fit within each rating for that category.
4. Specific documentation must be presented in the *Rater's Comments* section.

3.05.025

RATING SCALE: 11/15

The rating scale varies in the various Performance Evaluation Reports used by the Sheriff's Office.

3.05.030

RESPONSIBILITIES FOR COMPLETING THE PERFORMANCE EVALUATION: 11/09

A proper employee evaluation requires the cooperation of the employee, the rating supervisor and any others persons with supervisory responsibilities during the performance review period.

1. EMPLOYEE'S RESPONSIBILITIES

The employee is encouraged to:

- Send work examples to his/her personnel file.
- Maintain an open line of communication with the supervisor.
- Acknowledge a task well done by another department member.

2. RATER'S RESPONSIBILITIES

The principle goals of the evaluation are to assist the employee in improving productivity performance and to facilitate the employee's career development. The rater's work can be made easier if the rater can demonstrate to the employee that his/her work is being reviewed fairly and objectively. Performance evaluations should provide an overview of the employee's strengths and weaknesses. Suggestions for improving weaknesses and enhancing strengths should be reviewed. The rater should:

- a. Comply with GOM 3.04.000 (Performance Evaluations)
- b. Be familiar with the contents of the Performance Evaluation Form.
- c. Review the employee's personnel file and consult with pertinent supervisors for specific work performance documentation.
- d. Evaluate the entire performance appraisal period.
 - Single accomplishments or failures, or the most recent performance should only be considered a part of the overall performance for the review period.
- e. Do not include allegations of misconduct that are:
 - Unfounded.
 - Exonerated.
 - Not Sustained.
 - Reversed on appeal.

- f. Encourage the employee to provide pertinent performance documentation throughout the rating period.
 - Work with the employee to identify specific ways the employee can improve.
- g. Present the performance evaluation to the employee.
 - The employee should be given time apart from the rater to read the performance evaluation and prepare to discuss the contents with the rater.
- h. Discuss the performance evaluation with the employee.
- i. Review any goals with the employee.
- j. Forward the completed performance evaluation through the chain of command for approval signatures.

3. DOCUMENTATION

- a. Raters must maintain pertinent documentation throughout the rating period.
- b. Proper documentation shows a pattern of performance deserving special recognition, whether good or bad.
- c. The rater should observe each employee's work and document these observations.
- d. Examples of each employee's paperwork, performance statistics and commendations should be placed in the employee's file.
- e. The rater should discuss specific performances with the employee in a timely manner. A record of these discussions should become part of the documentation file.
- f. The employee should not be "surprised" by the contents of the supervisor's documentation file.

3.05.035

EVALUATING THE PROBATIONARY EMPLOYEE: 11/09

The probationary period is the final and most important stage in the selection process. Raters must have complete confidence that the probationary employee is performing satisfactorily in every important category before recommending permanent status. When deciding whether a probationary employee should be dismissed or granted permanent status, raters should look at the situation as a sound, long term investment.

3.05.040

PERFORMANCE EVALUATION SIGNATURES: 02/21

The employee, rater, reviewing supervisor, and unit commander must all sign the Evaluation Report. Division Chiefs must sign the Performance Evaluation Reports for their direct reports, newly hired or promoted probationary employees, provisional employees and all evaluations that are below a satisfactory rating.

1. The employee's signature:
 - a. Indicates that the employee had an opportunity to read the evaluation.
 - b. Indicates that the employee had an opportunity to discuss the evaluation with the rater.
 - c. Does not necessarily imply or indicate agreement with the evaluation.
2. The employee shall initial any changes or corrections made in the evaluation.

3.05.045

REVIEWER'S RESPONSIBILITIES: 04/17

1. The reviewer is responsible for assuring that each appraisal is properly completed and that the performance ratings are properly supported.
2. The reviewer should:
 - a. Make a thorough effort to obtain uniformity in the application of standards by the raters.
 - b. Assure any written comments or documentation related to the category elements are specific, substantial and accurate.
 - c. Assure the employee's work is compared against the performance standards and the job description for the position held by the employee.
 - d. Determine if the rating has been influenced by the prestige or value of the position.
 - Employees should not be rated "Superior" simply because they are occupying a high level position or because they are performing a highly responsible job.
 - The performance of duties above the level of difficulty or responsibility usually assigned in the class or position does not automatically mean the performance is above or below standards.
 - e. Assure that education, experience or other qualifications have not influenced the rating.
 - f. Discuss the Performance Evaluations with the rater and/or the employee when requested or appropriate.
 - g. Act as the initial mediator of an employee's evaluation appeal.
 - h. Help the rated employee to understand and recognize the validity of the rater's appraisal if appropriate.
 - i. Secure corrective action when a bias or a misinterpretation of rating standards is evident.
 - j. Ensure the employee receives a copy of the evaluation report.

3.05.050

WRITTEN COMMENTS SECTION: 04/17

1. Comments are required.
 - a. Documentation may consist of incorporation of attachments by reference.
 - b. Special contributions by the employee may also be noted in this section.
2. Behaviors resulting in Memos of Corrective Counseling and/or formal discipline should be commented upon; however, those Memos of Corrective Counseling should not be mentioned or attached.
3. Do not include allegations of misconduct that are:
 - a. Unfounded.
 - b. Exonerated.
 - c. Not Sustained.
 - d. Reversed on appeal.

3.05.055

GOALS SECTION: 11/09

1. List any goals that would improve the employee's performance or knowledge.
 - The goals should be specific and reasonably attainable.
2. Progress toward goals set in the previous evaluation should also be noted in this section.

3.05.060

EMPLOYEE COMMENTS SECTION: (Optional) 12/94

1. The employee may note what he/she will do to maintain or improve work performance or knowledge.
2. The employee may also note areas of disagreement with ratings in this evaluation.
 - Comments here do not constitute a formal appeal. (Refer to GOM 3.04.025)

3.05.065

EVALUATING SUBORDINATES SECTION: 09/10

Supervisors will be evaluated on the quality of the Performance Evaluations they have completed.

3.06.000 GRIEVANCE PROCEDURES

3.06.005

POLICY: 05/08

It is the policy of the King County Sheriff's Office to objectively and expeditiously resolve all grievances brought by members with intent of adjudication all matters in a fair and just manner.

03.06.010

THE COLLECTIVE BARGAINING AGREEMENT AND CIVIL SERVICE RULES: 05/08

Department members, who feel aggrieved, shall follow the grievance procedure outlined in the applicable Collective Bargaining Agreement, King County Career Service, or the Civil Service Rules.

3.06.015

DEPARTMENT MEMBERS AND ISSUES, EXEMPT: 08/12

Department members or issues that are not covered by either a Collective Bargaining Agreement or King County Career Service, or Civil Service Rules shall have the right of redress as follows:

1. Department members shall grieve the issue(s) in writing, explaining the circumstances and reasons for the grievance.
2. Forward the grievance to either the appropriate Division Commander or the Sheriff via chain of command.
 - A copy shall be sent to the HRM.
3. The addressee shall either answer the issue(s) in writing or will schedule a personal interview to affirm or deny the grievance within thirty (30) days upon receiving the grievance.

3.06.020

GRIEVANCE RESPONSIBILITY: 08/12

1. The supervisor receiving an original grievance shall notify the Human Resource Manager (HRM) of the receipt of the grievance.
2. The Legal Advisor is responsible for coordinating the grievance process.
3. A copy of all completed grievances will be forwarded to the Legal Advisor.
4. The Legal Advisor shall be responsible for the maintenance and control of grievance records and provide the Sheriff with an annual analysis of all written grievances.
 - The analysis should include a determination of what steps were taken to ensure the issues brought up in the grievances were corrected.

3.07.000 EARLY INTERVENTION SYSTEM

3.07.005

INTRODUCTION: 11/09

The Early Intervention System (EIS) is a data-based management tool designed to identify department members whose performance exhibits potential problems that do not warrant disciplinary action but suggest that a member may be having problems dealing with workplace issues. It is designed to help members improve performance through counseling, training or coaching. The goal of EIS is to help the member.

3.07.010

EARLY INTERVENTION SYSTEM: 11/09

1. EIS is:
 - a. A tool for supervisors to do their job more efficiently.
 - b. A record keeping system for tracking work performance indicators.
 - c. A positive means to help members maintain work performance and protect them from potentially harmful effects on their career.
2. EIS is not:
 - a. A part of the department's disciplinary system.
 - b. A criticism of current supervisors.
 - c. A program that advises supervisors how to supervise.
3. EIS will reside with the Human Resource Unit and will not be a part of Internal Investigations Unit.
 - IIU will not have access to the EIS database.

3.07.015

PERFORMANCE INDICATORS AND THRESHOLDS: 11/09

1. EIS performance indicators may include but are not limited to:
 - a. For Commissioned personnel and Court Protection Marshals;
 - Complaints.
 - Use of force.
 - Collisions.
 - Pursuits.
 - Supervisors action log items.
 - b. For Communications Center personnel;
 - Complaints.
 - Supervisors action log items.
 - c. For Professional staff;
 - Complaints.
 - Collisions.
 - Supervisors action log items.

2. Thresholds

- a. Three (3) instances on one category in a rolling 90 day period, or
- b. A combination of five (5) instances of any indicator in a rolling ninety (90) day period.

3.07.020

ALERTS: 11/09

- 1. Once predetermined thresholds are met in a ninety (90) day rolling period, an alert will be sent to the member's supervisor by the Human Resource Unit.
- 2. Supervisors will then be required to respond when an alert has been generated on a member. Supervisors will:
 - a. Analyze the information.
 - Determine whether the performance/incident acceptable based on shift work assignment.
 - b. If performance is acceptable and deemed reasonable, contact with the member is encouraged, but may not be necessary.
 - c. If not normal the supervisor will make contact with the member to discuss the alert.
 - Supervisor may document meeting.
- 3. In response to identified issues, the supervisor may request interventions for the member such as counseling or training to correct those concerns.

3.07.025

RECORD RETENTION: 11/09

- 1. No record concerning the fact that an alert was issued in the EIS will be kept for more than ninety (90) days.
- 2. No record of participation of an EIS alert will be placed in the member's personnel file or admitted in any disciplinary proceeding.
- 3. A member may have access to a read only version of the alert data related to that member.

3.07.030

ANNUAL REVIEW: 11/09

A written review of the EIS will be completed annually by the Human Resource Unit.

3.08.000 DISCLOSURE OF BRADY AND CrR 4.7 INFORMATION

3.08.005

INTRODUCTION: 01/14

In *Brady v. Maryland*, the United States Supreme Court held that "the suppression by the prosecution of evidence favorable to an accused violates due process where the evidence is material either to guilt or to punishment, irrespective of the good faith or bad faith of the prosecution." *Strickler v. Green*, 527 U.S. 263 (1999); *Kyles v. Whitley*, 514 U.S. 419 (1995); *Brady*, 373 U.S. 83, 87 (1963). Brady information includes information that is:

1. Related to a member's dishonesty or untruthfulness, regardless of whether or not discipline was given.
2. Any final agency determination of an adverse finding related to an expert witness's unsatisfactory employment performance that compromises the expert's conclusions or ability to serve as an expert witness.

Court rule CrR 4.7 requires prosecutors to disclose criminal convictions of witnesses to defendants.

Prosecutors ultimately determine whether particular information constitutes Brady information the prosecutor must disclose to the defense. The Sheriff's Office has the obligation to provide sufficient notice to prosecutors about potential Brady information to assist the prosecution in meeting its Brady obligations. It is the policy of the King County Sheriff's Office to strictly adhere to our *Brady* obligations.

3.08.010

DISCLOSURE OF BRADY AND CrR 7 INFORMATION: 01/16

1. The Internal Investigations Unit (IIU) shall notify the King County Prosecutor's Office, the Municipal Prosecutor of a contract city where the member currently works, and if the member is on a federal task force and is likely to testify in federal cases, the federal prosecutor's office, when:

Dishonesty

- a. The Sheriff's Office has entered a sustained finding of misconduct relating to dishonesty.
- b. An arbitrator has reversed the findings of misconduct relating to dishonesty.
- c. The Sheriff's Office has reversed the finding of misconduct relating to dishonesty following a grievance and the basis of the reversal.

Criminal Charges and Convictions, when known

- d. The member is charged with a criminal offense.
- e. The member is convicted of a criminal offense.
- f. The criminal charges are declined, dismissed, or a verdict of not guilty is entered.

Experts

- g. The member is an expert witness and the Sheriff's has entered a sustained finding that the expert's performance has compromised the expert's conclusion or ability to serve as an expert witness.

Discrimination

- h. Sustained finding for biased policing, racial profiling, malicious harassment, or any other conduct that suggests bias against a class of people (e.g. race, ethnicity, age, sexual orientation, gender, disability, economic status, other personal characteristic).

2. The notification shall be in writing but may be done by email. The notice shall include the name of the member and the finding or charge. If the prosecutor ask for documents or further information, the Legal Unit, Records Unit and IIU will work together to respond to the prosecutor's request.

3. Non-sustained Findings

Brady material generally does not include non-sustained accusations of dishonesty. Consequently, the Internal Investigation Unit does not need to notify Prosecutors when a non-sustained finding is entered.

4. In-Lieu-of Actions/Agreements

It is not necessary to have a sustained finding of misconduct that would constitute Brady information to trigger the notification requirement. If the underlying conduct would constitute Brady information if sustained, notification may still be required when the member resigns, retires, or separates from service in lieu of disciplinary action, and when the office demotes or transfers the member in lieu of disciplinary action or due to Brady concerns. The IIU Commander shall consult with the Legal Advisor in making a determination whether such information is subject to disclosure to Prosecutor's Office.

5. Current or Ongoing Investigations

Notice may need to be given prior to the completion of the internal investigation, when there is a reasonable probability the accusation will be sustained. The IIU shall consult with the IIU advisory team, the Human Resource Manager, the Legal Advisor, the Sheriff and Undersheriff before notification.

6. Entry of No findings due to contract violations.

The Sheriff's Office may be unable to enter a finding concerning an accusation that would constitute potential Brady information due to a violation of the collective bargaining unit contract. The notification obligation still exists. If the Sheriff's Office would have entered a sustained finding or there is a reasonable probability a sustained finding would have been entered that would constitute Brady information, the IIU must notify prosecutors. The IIU shall consult with the IIU advisory team, the Human Resource Manager, or the Legal Advisor before notification.

7. Letters, Subpoenas, Requests for additional discovery, court orders, and Public Disclosure.

The Brady policy concerns the affirmative release of information to prosecutors to comply with Brady obligations. In addition, the office may receive requests for Brady information from federal prosecutors, properly issued subpoenas, requests for additional discovery from prosecutors, and court orders. The Legal unit should be alert to possible Brady information when responding to such requests. Requests for production of documents under public disclosure shall comply with the Public Records Act.

3.08.015

INTERNAL NOTIFICATIONS: 01/14

Notifications concerning Brady information may adversely impact prosecutions, and if a criminal prosecution is pending, will likely result in issuance of subpoenas and/or requests from prosecutors for further discovery. The IIU shall notify the member's Division Commander, the Sheriff, the Undersheriff, the Human Resources Manager and the Legal Advisor when Brady information has been forwarded to a prosecutor. The member's Division Commander and Undersheriff, in consultation with the Sheriff, shall determine whether the member should be placed on leave pending any final disciplinary decision, and, if the member is likely to testify, whether the office wants to notify prosecutors the office no longer wants the member to testify as a representative of the Sheriff's office.

4.00.000 GENERAL OPERATIONS

4.00.005

OATH OF OFFICE: 09/08

It is the policy of the King County Sheriff's Office that all sworn members take an oath of office before appointment as a law enforcement officer and shall abide by the Law Enforcement Code of Ethics.

4.00.010

IDENTIFICATION AS A COMMISSIONED DEPARTMENT MEMBER: 10/20

1. When wearing the authorized uniform, the uniform itself is sufficient to identify its wearer as a King County Sheriff's deputy. This does not remove the requirement for deputies to announce "Police" or "Sheriff" when issuing commands while attempting to detain or arrest an individual.
 - a. Commissioned department members are expected to wear their uniform when engaged in patrol activities. If special circumstances occur (i.e. while commuting to a training class), commissioned members should at a minimum don their external vest carrier, so they are immediately identifiable as a commissioned police officer before engaging in law enforcement activities.
 - b. For planned events (i.e. warrant service or arrest operation) plain clothes commissioned personnel shall wear the following:
 - External vest carrier (or ballistic vest under Bananola style shirt)
 - Bananola style shirt
 - Black BDU cargo pants
 - Black shoes or boots issued by PMU
 - c. For unplanned events (i.e. responding to an emergency incident), plain clothes commissioned personnel should at a minimum don their external vest carrier, so they are immediately identifiable as a commissioned police officer.
 - d. Detectives working in a plain clothes capacity (i.e. hand-to-hand buy, assigned as the protective "eye" for the undercover detective, or warrant location surveillance) may be an exception to this policy. Each exception should be clearly identified in the written Incident Action Plan (IAP) and every effort should be made to keep those members from participating in any arrest or other operations until they can don the required clothing.
2. All members shall provide their names and serial numbers, upon request, unless circumstances surrounding the request might tend to hinder, obstruct, or endanger the member(s) during the performance of his/her duties.
3. Except for investigative purposes, member should identify themselves as members of the Sheriff's Office when contacting individuals by phone.

4.00.015

FIREARMS AND IDENTIFICATION, CARRYING OF: 03/11

1. Sworn members, when on-duty, shall be armed with an authorized firearm and carry official identification (badge and commission card with photograph) as a King County Sheriff's deputy.
 - a. Deputies who are operating a County vehicle, whether on or off-duty, shall also be equipped with appropriate police attire (i.e., uniform, Raid jacket).
 - b. Refer to GOM 6.07.030 (Requirements to Carry Firearms) for additional information.

2. Deputy recruits are not sworn members and shall not carry a department issued firearm before graduating from the Academy, even if the recruit has a concealed weapons permit.
 - a. This applies on Academy grounds, unless approved by the class tactical officer.
 - b. During firearms training week, firearms shall be carried or used in approved training situations only.
 - c. Recruits may transport their **unloaded** firearms to and from the range in the vehicle trunk.
 - d. All off-range firearm practice (i.e., dry-firing, loading practice, drawing practice, etc.) shall only be done privately and unobserved in the recruit's residence.

3. Sworn members are not expected to place their life in jeopardy to carry out police functions when they are either off-duty or unarmed. However, an off-duty or unarmed deputy at the scene of a police incident shall provide assistance consistent with the circumstances. This obligation should include, at a minimum:
 - a. Notifying the law enforcement agency having jurisdiction.
 - b. Identifying persons or vehicles.
 - c. Furnishing reports.

4. Unless while on official business, sworn members may not take any firearm into the King County Courthouse, the Alder Tower at the Youth Services Facility, the court facilities areas of the Regional Justice Center, the courtroom at Harborview Hall and district courts.
 - When not in uniform sworn members must show their official department identification when entering any of the above facilities for official business.

5. No sworn member may have in his or her possession any weapon if he or she is present at any building to which this order applies as party to an action under chapter 10.14 (Harassment), 10.99 (Domestic Violence), 26.50 (Domestic Violence), or any action under Title 26 where any party has alleged the existence of domestic violence as defined in RCW 26.50.010.

4.00.020

DEPUTIES IN PLAINCLOTHES ATTIRE, RECOGNITION OF: 06/92

Deputies in uniform, meeting another deputy/detective in plainclothes, shall not indicate that they recognized the plainclothes deputy, unless first spoken to by the plainclothes deputy.

4.00.025

PLAINCLOTHES, DISPLAY OF OFFICIAL EQUIPMENT: 06/92

Department members in plainclothes shall not display to the public or in public places outside the general work area, any article of equipment that identifies themselves as a law enforcement officer, except in the performance of their official duty.

4.00.030

SPECIAL PRIVILEGE CREDENTIALS: 01/11

Unless approved by the Undersheriff, department members shall not issue any device, credentials, or identification to persons other than department members that presume to grant a special privilege or consideration relating to department business.

4.00.035

SENIORITY: 06/92

When a seniority issue arises between members of equal rank regarding who is in command, the issue shall be determined by:

1. One (1) member being designated as in command either by oral or written order of a superior ranking member;
2. Date of rank.
 - When two (2) or more members have the same date of rank, the date of hire with the department shall be the deciding factor.

4.00.040

CONFLICTING/UNLAWFUL ORDERS: 04/09

1. Should any conflict arise with any previous order or with an order from another superior, the member shall promptly and respectfully call attention to such conflict.
 - If the superior does not change his/her order, it shall be immediately obeyed without further question.
2. The superior officer giving the conflicting order shall:
 - a. Take the necessary action to correct the conflicting orders.
 - b. Assume full responsibility for the subordinate's action in obedience to the order.
3. Members are not obligated to obey orders that are unlawful, unethical or represent unjustified, substantial and/or reckless disregard for life and/or officer safety.
4. When a member receives such an order he/she shall state the basis for objecting to the order to the superior.
 - If the situation remains unresolved, the member shall contact the superior of next higher rank in his/her chain of command.

4.00.045

OFF DUTY INVOLVEMENT: 06/92

1. Off-duty members should use discretion when becoming involved in any law enforcement action.
 - Refer to GOM 9.03.035 (Off-Duty Vehicle Operations Requirements), if applicable.
2. Off-duty members shall not become involved, particularly in their own neighborhoods, unless the situation could possibly result in:
 - a. Someone being injured; or
 - b. A loss of or damage to property.
3. In all other situations, members should call the appropriate law enforcement agency having jurisdiction, if required.

4.00.050

ADDRESSING DEPARTMENT MEMBERS: 06/92

1. Department members shall always show respect to fellow members.
2. When addressing a superior, members shall observe a respectful attitude, using the superior's proper title, particularly in public.

4.00.055

SALUTING: 06/92

1. Deputies, when in full uniform, shall come to the position of attention and shall render a military salute when:
 - a. The National Anthem is played.
 - b. The United States flag passes during parades.
 - c. The Sheriff passes in a parade.
2. Deputies, who are engaged in duties that make it impossible or impractical to render a salute, shall be exempt from this order.

4.00.060

ENFORCEMENT ACTION INVOLVING OTHER CRIMINAL JUSTICE AGENCIES: 11/00

1. Department members shall not forward any report directly to other criminal justice agencies in lieu of a warning, Notice of Infraction, citation, or arrest without prior approval.
2. Department members wanting to file a complaint against a member of another criminal justice agency shall comply with GOM 3.03.065.

4.00.065

JURISDICTION AND INVESTIGATIVE RESPONSIBILITIES: 06/92

The King County Sheriff's Office is responsible for investigating all incidents occurring in unincorporated King County or contract cities.

- If another agency is involved, they may conduct a parallel investigation.

4.00.070

SUGGESTIONS FOR THE GOOD OF THE DEPARTMENT: 09/13

Department members should inform supervisors of suggestions that may improve the department's welfare or efficiency, or suggestions that may be of interest the department or any other Department of King County.

4.00.075

PUBLIC APPEARANCES: 09/13

1. Department members, like all citizens, are free to attend public events and express their personal ideas or opinions. However, when making personal appearances or expressing personal viewpoints, department members shall not state or suggest that they are acting as official department representatives.

- a. It is permissible for the department member to identify oneself as a police officer, Sheriff's deputy or other applicable job title or function, but they should also clearly state that they are expressing a personal opinion or observation and not representing the department.
 - Contract City Chiefs and their representatives are exempt from this requirement while in performance of their specific duties.
 - b. Department members shall also comply with the King County Code of Ethics, Chapter 3.04, which specifically prohibits county employees from using county time and property for political campaign activities.
2. If department members are invited or wish to make public appearances **as official department representatives**, they must first obtain approval as follows:
- a. To appear or testify as an official department representative before a legislative or other government body, they shall obtain prior approval from the Sheriff.
 - b. To appear at any other public event as an official department representative, they shall obtain prior approval from their supervisor.
 - Contract City Chiefs and their representatives, Community Crime Prevention and School Resource officers are exempt from this requirement while in performance of their specific duties.
 - c. Department members invited to appear in uniform at schools or daycare centers in uniform shall obtain approval from their supervisor.

4.00.080

CEREMONIAL COORDINATION: 01/11

The Commander of the Special Operations Section shall plan and coordinate department participation in funerals, memorial services, commemorative services, and other formal functions as may be prescribed or approved by the Sheriff or his/her designated representative.

- The Commander of the Special Operations Section may use the resources of other units within the department to accomplish these duties.

4.00.085

COLOR GUARD AND HONOR GUARD: 01/11

1. Either the Color Guard or Honor Guard shall participate in functions as prescribed by the Sheriff or his designated representative.
2. The Color Guard shall present the appropriate flags for the function.
3. Assignment to the Honor Guard may be made from any Section or Unit within the department and the Commander of the Special Operations Section is in charge.
4. Color Guard and Honor Guard equipment shall be stored and maintained by the Special Operations Section.

4.00.090

MILITARY AREAS, POLICE BUSINESS: 06/92

Before conducting police business on a military reservation, department members shall contact the Provost Marshal, the Officer of the Day or his representative.

4.00.095

PATROL, CONTINUOUS COVERAGE: 03/08

To provide continuous twenty four (24) hour coverage, commissioned members of the Patrol Operations Division shall work 5/2-5/3, 4/10 and 5/2 schedules. Supervisors shall schedule and ensure there is appropriate coverage for patrol shifts. Regular days off for patrol deputies and first-line supervisors shall be determined by which schedule the deputy or supervisor is assigned to.

4.00.100

ROTATION/SHIFT/DISTRICT ASSIGNMENTS: 06/10

1. It is the policy of the King County Sheriff's Office that deputies assigned to the Patrol Operations Division will be assigned a shift. Generally, there will be no routine rotation of deputies from one shift to another on a daily, weekly, monthly or quarterly basis.
 - This does not preclude a Precinct Commander from reassigning deputies from one shift to another for the purpose of responding to special or emergency situations, or meeting minimum staffing requirements.
2. Unless legitimate needs such as Field Training or Contract City assignments, shift assignments will be made in accordance with the Collective Bargaining Agreement.
3. As a general rule, assignments to a shift will last one year, from March 1st to February 29th.
 - In January of each year, shift bidding and assignments will be made for the upcoming year to allow deputies advance notice in the event a change in a shift is made.
4. Precincts may elect to assign shifts on a semi-annual basis in March and September.
 - In January and July of each year, shift bidding and assignments will be made for the upcoming shift to allow deputies advance notice in the event a change in a shift is made.
5. Probationary deputies assigned to Field Training may be required to rotate shifts for the purpose of orientation and training or for staffing needs.
6. Shift supervisors are accountable for the assignment of personnel to patrol districts.
7. Districts will be filled at the discretion of the shift supervisor.

4.00.105

SHIFT BRIEFINGS: 12/09

1. Patrol supervisors shall ensure that a shift briefing is issued for their shift via department email each day.
2. The briefing will be distributed by the shift supervisor as early in the shift as possible.
 - a. In cases where multiple supervisors are on duty, only one briefing is required.
 - b. Supervisors should attempt to distribute the briefing within the first hour of the shift.
3. Deputies are responsible for reading the shift briefing upon receipt.
4. The shift briefing shall include date, shift and precinct.
5. Topics for shift briefings may include: (See example)
 - a. Unusual situations within the county, precinct area, or patrol districts.
 - b. Potential or actual hazards within the precinct area or patrol districts.

- c. Changes in the status of:
 - Wanted persons.
 - Stolen vehicles.
 - Major investigations.
 - Missing persons.
 - Community based initiatives.
 - d. Scheduling changes
 - e. Policy updates.
6. Shift briefings will be done in addition to weekly roll calls.

Email shift briefing example:

From: Shift Sergeant
Sent: October 19, 2009 2:10 PM
To: Precinct 2, 2nd Shift Squad
Subject: Shift Briefing – Precinct 2, Second Shift

-
1. Heavy wind storms are expected in the county. Expect an exceptional number of calls for alarms and downed trees and wires.
 2. There are already several trees down in northeast king County. SR 202 is closed near NE 124 for a number of trees in the roadway.
 3. There was a robbery at main Street Marked this morning. Two suspects were described as W/M, late teens, in dark clothing. They were last seen eastbound in a silver older Chevrolet Malibu.
 4. We are still experiencing mail thefts in the Lake Happiness neighborhood. Please keep an eye out. There is still no suspect information available.
 5. Deputy Jones will be securing at 1800 hours, so MPO Johnson will cover the B-6 district for the last four hours of the shift.
 6. A reminder that GOM section 12.08.015 requires deputies to fingerprint all juveniles arrested for felony or gross misdemeanor offenses.

4.00.110

ROLL CALLS: 06/14

1. Patrol deputies assigned to work a 5/2, 5/3 schedule shall be required to report fifty (50) minutes prior to the beginning of their shift on their first day back to work after their normal furlough days for roll call.
 - a. If a deputy is absent on that first day back he/she will report to work fifty (50) minutes early on the next squad's roll-call day.
 - b. If, because of an authorized absence, a deputy is unable to attend his/her roll-call or a subsequent roll call during a given week, he/she will not be required to make it up during a subsequent week.

2. All commissioned personnel NOT in uniform or on a 5/2-5/3 patrol schedule shall attend at least one (1) roll call per week while on duty.
3. In the case of any 4/10 schedule, deputies should utilize the overlap time of their shift to perform the Roll Call. Roll calls shall be once a week for at least fifty (50) minutes.
4. Weekly roll call topics may include:
 - a. Unusual situations within the county, precinct area, or patrol districts.
 - b. Potential or actual hazards within the precinct area or patrol districts.
 - c. Changes in the status of:
 - Wanted persons.
 - Stolen vehicles.
 - Major investigations.
 - Missing persons.
 - Community based initiatives.
 - d. Scheduling changes.
 - e. Policy updates.
 - f. Approved training.
5. Precinct level criminal investigators should periodically attend roll calls to inform the patrol deputies of:
 - a. Wanted persons.
 - b. Stolen vehicles.
 - c. Current crime trends.
 - d. On going investigations.
6. All members attending roll call will complete a sign-in roll call roster (KCSO Form T-105) available on the forms link on the department intranet site.
 - a. Original rosters will be maintained at the work sites.
 - b. Worksite professional staff will scan and send an electronic PDF copy to POD administration.
 - c. Files will be retained for two (2) calendar years.
7. For formal roll call training with a lesson plan, a copy of the training roster and lesson plan will be forwarded to ATU for input into THOR per GOM 2.17.005, section 7.

4.00.115

MEALS, BREAKS AND MEETINGS: 06/10

1. When going out for meals or breaks, deputies shall:
 - a. Notify dispatch of the meal or break and provide location.
 - b. Notify dispatch when clearing from a meal or break.
 - c. Ensure no more than two (2) marked patrol cars and three (3) uniformed deputies will meet for breaks at any eating or coffee establishment.
 - The only exception is the addition of a supervisor for work-related business.
 - d. Refrain from activities that take their focus off of their surroundings.
2. Except for community meetings, National Night Out, etc., meetings requiring more than two (2) marked patrol vehicles and three (3) uniformed deputies shall be conducted in facilities such as precincts, fire stations, storefronts or similar government facilities.

4.00.120

LINE INSPECTIONS: 04/19

Line inspections are conducted by supervisory personnel who have direct command over the resources to be inspected.

1. Line inspections shall be conducted for all personnel at least once a year by all KCSO Divisions.
 - Supervisors may conduct more frequent inspections if necessary.
2. Line inspections may be conducted at roll calls, in the field and in offices by line supervisors and may either be scheduled or conducted on an ad hoc basis and should focus on individual and unit state of readiness and compliance with policy and procedures. They may include inspection of:
 - a. Personal appearance.
 - b. Uniforms, to include an inquiry as to the warranty status of soft body armor.
 - c. Required equipment
 - d. Assigned equipment.
 - e. Weapons.
 - f. Vehicle maintenance.
 - g. Office spaces.
3. Supervisors shall provide documentation that a line inspection has occurred. Any deficiencies/issues shall be noted along with any action taken to correct the issue.
4. This documentation will be forwarded to the applicable Division Commander. The inspection report will be maintained in the division files.

4.00.125

STAFF INSPECTIONS: 06/14

Staff inspections are in-depth reviews of components of the Sheriff's Office.

1. Staff inspections shall be coordinated and/or conducted by the Inspectional Services Unit (ISU) under the authority of the Sheriff.
2. The Sheriff may direct ISU to conduct staff inspections of any organizational unit, program, process, or activity of the department at any time.
3. ISU shall have unrestricted access to all department functions, records, property and personnel, except in areas specifically exempted by statute, regulation or other directive during a staff inspection.
4. The Division and Unit Commanders will be notified of a pending staff inspection.
5. A written report will be completed at the conclusion of each staff inspection and will be submitted to the Sheriff.
 - The report will contain findings discovered as a result of the inspection and shall make recommendations to correct issues that were identified.
6. When issues cannot be corrected immediately, follow-up inspections shall be scheduled to examine the progress in achieving the desired state.
 - A written report documenting the results of follow-up inspections will be submitted to the Sheriff.

4.00.130

PUBLIC PHOTOGRAPHY AND VIDEOS: 07/11

1. Department members are reminded that photographing and videotaping of public places, building and structures are common activities within King County and will have no connection to terrorism or unlawful conduct.
2. Detention of an individual engaged in photography or videotaping should only occur if deputies can articulate that the person is engaged in photography or videotaping for some terrorism or other crime related purpose.

4.00.135

CITIZEN OBSERVATION OF DEPUTIES: 07/11

It is the policy of the Sheriff's Office that people not involved in an incident may be allowed to remain in proximity of any stop, detention or arrest, or any other incident occurring in public so long as their presence is lawful and their activities, including verbal comments, do not obstruct, hinder, delay, or threaten the safety or compromise the outcome of legitimate police actions and/or rescue efforts. Deputies should assume that a member of the general public is observing, and possibly recording, their activities at all times.

1. Deputies shall recognize and obey the right of persons to observe, photograph, and/or make verbal comments in the presence of deputies performing their duties except when officer safety, the protection of the suspect or person being detained, including his/her right to privacy, and the safety of onlookers are jeopardized.
2. Citizens, regardless of their intent to video and/or audio record an activity, may not enter any established marked and protected crime scene or a restricted area that would normally be unavailable to the general public.
 - Deputies and follow-up investigators will determine who enters or leaves a secure scene.
3. Bystanders have the right to record police enforcement activities, except when:
 - a. The safety of the officer or the suspect is jeopardized.
 - b. Persons interfere or violate the law.
 - c. Persons threaten others by words or action, or they attempt to incite others to violate the law.
4. Although contact with citizens to obtain evidence is encouraged, deputies will not detain citizens or seize their recorded media when that media contains video, still images or sounds associated with a crime.
5. When recorded media is being sought from an uninvolved citizen deputies should:
 - a. Make a request for voluntary surrender of the media.
 - b. Document the citizen's response.
 - c. If the citizen surrenders the media they should be given an incident number and the requesting deputy's name.
6. If deputies believe the recorded media may be of value to an investigation, then deputies should advise citizens that a court order will be sought for the media and that it should not be tampered with, altered or destroyed, since it may be evidence of a crime.

04.00.140

IMPLEMENTING SETTLEMENT AGREEMENTS AND JUDGMENTS INVOLVING DISPUTES WITH KCSO EMPLOYEES AND FORMER EMPLOYEES: 03/17

1. Once a settlement agreement has been signed by all parties, or a judgment has been received, the Legal Advisor responsible for the case will:
 - a. Send a copy of the settlement agreement or judgment to:
 - All KCSO Legal Advisors
 - KCSO Chief Financial Officer
 - KCSO Human Resources Senior Manager
 - Business Finance Officer II
 - b. Arrange a meeting with the above individuals, as well any other relevant personnel, to create a plan for implementing the settlement agreement or judgment.
 - The agreed upon implementation plan will be memorialized in an email to all attendees.
2. Employees who have been assigned tasks related to the implementation plan will contact the Legal Advisor responsible for the case once those tasks have been completed.

4.01.000 OVERTIME

4.01.005

GUIDELINES FOR PATROL USE OF OVERTIME: 04/01

It shall be the duty of all Sheriff's Office employees, supervisors, and commanders to ensure that the use of overtime is closely monitored, is in keeping with good business practices and our core values, and overtime is utilized in a manner consistent with being good stewards of the public trust. Overtime shall be worked with supervisory approval.

It is the policy of the King County Sheriff's Office to grant earned vacation and other paid leave hours in a fair and consistent manner, while maintaining operational effectiveness and adequate levels of staffing. By this the Sheriff's Office will provide:

- Respectful working conditions for all members;
- Proficient, successful investigations; and
- Excellent, fiscally responsible service to our communities.

4.01.010

SHIFT EXTENSION/HOLDOVERS: 04/01

1. It will be the goal of each shift to accomplish their mission without the use of overtime.
2. Non-emergent calls that will require either paperwork or a lengthy investigation are to be held for the oncoming shift if dispatched during the last half-hour of a shift.
 - An exception can be made if the oncoming shift has at least one priority call already holding in that district.
3. A deputy in the middle of an investigation at the end of the regular shift should be granted the option of continuing that case until completion if it is clear that case continuity would suffer by handing the incident off to the oncoming shift.
4. The decision to extend the shift for the purpose of completing paper work will be reviewed by a supervisor prior to the shift extension and will be determined by several factors. Some factors may be:
 - a. Does the incident need to be internally processed right away?
 - b. Are other branches of criminal justice depending on swift processing of the incident?
 - c. Is someone in custody?
5. Incidents that result in a booking should be completed prior to securing.
6. Unless several calls are holding, the oncoming shift should make any transports pending from the case.

4.01.015

BACKFILLING: 04/01

The use of backfill overtime in unincorporated King County is authorized only for the purpose of maintaining minimum reactive patrol staffing levels as established by the Chief of Patrol Operations.

1. Vacations.
 - a. Personnel must be afforded the opportunity to use earned vacation. It is the goal of this policy to ensure that over the course of a year, supervisors approve at least the number of vacation hours accrued by any individual during a year.
 - b. The number of vacation days that can be approved for any shift on any given day will depend on the number of people assigned to that shift and squad.
 - c. Approval of vacation beyond these parameters will not be allowed.
 - d. Personnel assigned to Shift on any day: Approve vacation for:

1 to 7	1
8 to 12	2
13 to 19	3
 - e. Additional requests for short-term vacation (1-2 days) can be approved if seventy two (72) hours in advance of those days, backfill would not be required as a result of the additional vacation days.
 - f. Shift swapping is allowed. Long term absences carried by any shift should be counted as "personnel assigned."
2. Comptime.
 - a. Comptime requests will be given every consideration.
 - b. Comptime requests submitted seventy two (72) hours in advance of the scheduled shift start time will normally be approved short of undue hardship on the department.
 - c. With seventy two (72) hours or more advance notice, it shall be the responsibility of the shift sergeant to solicit volunteer deputies to backfill if necessary.
 - d. Requests submitted short of seventy two (72) hours in advance will mean the deputy is responsible for finding a replacement.
3. Mandatory Training.
 - a. Backfill for mandatory training is authorized if no other viable option is available.
 - b. Mandatory training that can be delayed until more favorable staffing conditions should be rescheduled if the delay will not cause a lapse in qualification or expiration of an essential certification.
4. Discretionary Training.
 - a. The use of backfill overtime for discretionary or continuing education training is not authorized unless approved by a section or precinct commander.
 - b. Consideration should be given in those circumstances where the training fills an ongoing Department need, such as:
 - PTO School.
 - Crime Scene Specialist School.
 - Where the training is in response to disciplinary action or an identified individual training problem in need of correction.

4.01.020

CALL OUTS: 04/01

1. Call outs for precinct detective support or for additional patrol staffing can be initiated by a field supervisor when circumstances or unusual occurrences warrant the response. Some examples may be:
 - a. Felony suspect(s) in custody for a precinct level detective case where there is a substantial amount of evidence to be processed or tagged, or the need for an immediate, lengthy investigation.
 - b. Windstorms or other severe weather conditions causing widespread serious damage and power outages.
 - c. High number of priority "X" and "1" calls pending.
 - d. Any unexpected situation that jeopardizes public safety.
 - e. The need for a search warrant.
2. Prior to initiating precinct level call-outs, field supervisors should check the availability of other on-duty resources, such as other on-duty personnel or neighboring precincts, and contract cities not affected by the crisis.

4.01.025

CONTRACT CITY OVERTIME: 04/01

Guidelines for the use of revenue backed patrol overtime by contract units, such as METRO, and by contract cities shall be the responsibility of these units.

4.01.030

PATROL OVERTIME SIGNUP PROCEDURES: 05/08

1. Deputies and sergeants who wish to be considered for voluntary overtime assignments must give their names and email addresses (either KCSO and/or home) to their sergeants and request to be placed on the overtime sign up list.
2. Notice of patrol overtime opportunities will be given by the sergeants to the interested deputies and sergeants on this list via email.
 - a. Interested deputies and sergeants will notify the requesting supervisor of their availability.
 - b. Deputies may only sign up for themselves. They may not sign up on another deputy's behalf.
3. Notices for overtime will be posted in:
 - a. Eight (8) hour shifts will be posted in four (4) hour blocks.
 - b. Ten (10) hour shifts will be posted in five (5) hour blocks.
4. Deputies and sergeants shall respond by contacting the sergeant requesting the overtime via email and notifying that sergeant of their desire to work the overtime in question.
5. Deputies and sergeants will only be allowed to sign up for four (4) hours or five (5) hours for a ten (10) hour shift of overtime at any given time.
6. Deputies and sergeants will be given the following preferences:
 - a. Contract city deputies shall have preference for overtime work in contract cities.
 - If no contract city deputy signs up for the available work, other deputies are eligible to do so.

- b. Unincorporated deputies shall have preference for overtime work in unincorporated areas.
 - If no unincorporated deputy signs up for the available work, other deputies are eligible to do so.
 - c. Deputies shall have preference for deputy overtime over sergeants.
 - If no deputy signs up for available overtime, it may be filled by a sergeant.
 - d. Reasonable effort will be made to fill overtime assignments with deputies from the originating worksite, e.g. Precinct 3 personnel will have first right to Precinct 3 overtime.
 - If no deputy signs up from the originating worksite it can be opened up to other worksites.
7. If two or more eligible employees volunteer for the same hours of overtime, preference will be given in the following order:
- a. The deputy or sergeant who has not worked overtime in the proceeding seven (7) days.
 - b. The deputy or sergeant who has worked the fewer hours of overtime in the preceding twenty four (24) hours.
 - c. The deputy or sergeant who has worked the fewer hours in the preceding 7 days, and as a tie breaker.
 - d. The deputy whose request was received first.
8. The requesting supervisor will let the deputy or sergeant know if s/he has been assigned to work the overtime.
9. Deputies and sergeants who are not able to fulfill their responsibility by working the shift they signed up to work are required to notify their supervisor or the on duty supervisor as soon as reasonably possible, and the sergeant will then fill that vacancy consistent with this policy.
10. Nothing in this policy precludes a supervisor from deviating from the procedure outlined in this policy, when short notice of an overtime need necessitates a deviation.

4.01.035

REQUESTING OVERTIME COMPENSATION: 09/10

The procedure for requesting overtime is as follows:

1. With the exception of emergencies and court overtime, all overtime worked must have prior approval from a supervisor or manager within the Division where the overtime is paid.
2. Personnel submitting requests for overtime payment shall submit and publish the request within twenty four (24) hours of the end of the overtime assignment.
 - a. Overtime shall be submitted to the supervisor who pre-approved the overtime.
 - b. Overtime worked during furlough days must be submitted and published on the first day upon returning to work and/or prior to leaving on vacation or other extended leave.
3. Personnel must address any "Returned" overtime, correct it and "Resubmit" and publish within twenty four (24) hours.
4. Any grievance concerning overtime should be resolved using the overtime payment dispute process (GOM 4.01.045).

4.01.040

OVERTIME APPROVAL: 09/10

1. Supervisors and managers shall conduct a search each workday for overtime submitted directly to them and for overtime submitted to that worksite and/or shift if appropriate and submit the request to the Payroll Unit, within twenty four (24) hours, if approved.
 - a. Supervisor's can only approve overtime from within their Division. Exceptions can be made with the pre-approval of a Captain or above for shared overtime (i.e., instructor overtime for EVOC, etc.)
 - b. The supervisor approving the overtime shall state this in the comments section.
2. If the worksite is closed on weekends without an appropriate supervisor or manager to approve the overtime, the overtime shall be approved as soon as possible on the first business day following the regular furlough.
3. Supervisors and managers shall conduct a search each workday for overtime that has been "Returned" for correction or additional information.
 - a. These queries should include any overtime that may be outside the default dates range.
 - b. If the submitting member has not yet addressed the issue, the supervisor or manager must contact the member and remind the member to make the necessary corrections and resubmit.
4. Worksite supervisors and managers shall weekly conduct a search to check for overtime requests still in a "Submitted" or "Returned" status and ensure the pending forms are handled promptly.
5. Captains and others of equal rank shall conduct a weekly search to monitor the use of overtime at their worksites.

4.01.045

OVERTIME PAYMENT DISPUTES: 05/04

1. For general questions regarding payroll problems, members may contact staff of the Payroll Unit.
2. Overtime payment disputes that cannot be resolved to the member's satisfaction by the Payroll Unit, should be submitted in writing (preferably email), to the Customer Service Representative (CSR) in the Payroll Unit. The CSR is responsible for:
 - a. Researching the dispute.
 - b. Making any corrections if needed.
 - c. Giving the member an answer, in writing, within ten (10) working days from receipt of the dispute notice.
3. If the member does not agree with the finding of the CSR, the member should contact the CSR in writing (preferably email), requesting a review by the Payroll Review Panel. The request must be made within ten (10) working days of the CSR's finding.
4. The Payroll Review Panel shall consist of a representative of the member's bargaining unit and the member's Division Commander.
5. The Payroll Review Panel shall:
 - a. Review the dispute.
 - b. Notify the CSR if changes are to be made.
 - c. Notify the member of its decision, in writing, within five (5) working days of the CSR's presentation of the issue to the Panel.
6. The decision of the Payroll Review Panel is final.

4.01.050

REQUESTING ACTING RANK COMPENSATION: 05/04

1. Unless in emergency situations members who are appointed to acting rank of supervisor or manager, will receive e-mail or written notice prior to the event or duty.
2. The supervisor or manager who needs to appoint another member to act in his/her place will send an e-mail request to the member with a notification to the requesting member's supervisor.
 - The request will contain the dates and times of the acting rank assignment to be worked.
3. If approved, the requestor's supervisor will forward the request via e-mail to Payroll, with copies to the requestor and the acting member.
4. Once the approval is received, Payroll will ensure compensation during the appropriate pay period.
5. If there are any changes to the acting dates, the member who originally made the acting appointment must notify Payroll via email immediately to ensure correct compensation.

4.02.000 TRAVEL AND EXPENSE GUIDELINES

4.02.005

POLICY STATEMENT: 11/08

It is the Sheriff's Office policy to reimburse department members for travel and expenses in accordance with guidelines set by the King County Council, the Office of Finance, and King County Code 3.24 and PER 17-1-3. Department members should use prudent judgment to avoid unnecessary County expenses. Any questions regarding this policy should be referred to the Budget and Accounting Unit.

4.02.010

TRAVEL AUTHORIZATION/CLAIMS: 12/17

Department members shall obtain written approval from the Sheriff or his/her designee when traveling on department business outside Washington State, overnight travel in Washington State or day travel exceeding six (6) hours outside King County.

1. When more than one member is traveling on the same trip, justification explaining the benefit to the department of authorizing more than one person is required.
2. Unless in an emergent need, department members shall submit a King County Travel Authorization & Reimbursement Form fifteen (15) business days before departure.
 - a. Travel Authorization & Reimbursement forms are available on line at the KCSO website.
 - b. Travel Authorizations are to be filled out, signed by the Sheriff or his/her designee, and submitted intact to Budget and Accounting for travel authorization.
3. Department members shall use the department's authorized Travel Agency for travel arrangements.
4. Upon returning, department members shall attach receipts for lodging, car rental, registration fees, air fare (if not prepaid) and miscellaneous expenses greater than ten (10) dollars to a completed King County Expense Claim Voucher (Form BUC-010-3-B 0172) which is available on line at the KCSO website.
 - a. The Voucher shall be approved by the appropriate Division Chief and sent to Budget and Accounting.
 - b. Budget and Accounting shall check the form for accuracy and send to the Office of Finance.

4.02.015

EXPENSE GUIDELINES: 12/16

TRAVEL:

Department vehicles should be used for all trips related to department business, except:

1. When air travel is more practical or economical based on coach class.
2. When personal autos have been approved by a supervisor for local travel.
 - a. Vehicular mileage shall be reimbursed at the rate set by the King County Office of Finance.
 - b. Reimbursement requests for the previous calendar year shall be submitted by the 5th of January.

LODGING:

Lodging costs are reimbursed on paid hotel/motel receipts based on a fixed per diem amount established by the Federal Government.

1. Department members shall obtain an itemized hotel receipt.
 - If government/per diem rates are unavailable, it shall be noted on the receipt.
2. Department members shall be reimbursed for lodging costs incurred for single occupancy.
3. If a room was shared the members will be reimbursed half of the double occupancy charge.

MEALS:

1. Meal costs are reimbursable for official external County business only and shall be reimbursed on a fixed per diem amount established by the Federal Government.
 - The per diem varies depending on location of travel.
2. All requests shall be submitted on a Claim for Expense Voucher to Budget and Accounting.
 - Receipts are not necessary.
3. Meal expenses over the stipulated amounts shall not be paid unless extenuating circumstances exist with approval of the Sheriff or his/her designee.
 - In these instances, receipts shall be retained
4. Meals for partial day travel are based on a percentage of the per diem amount.
 - a. Twenty (20) percent of the per diem rate for breakfast.
 - b. Thirty (30) percent of the per diem rate for lunch.
 - c. Fifty (50) percent of the per diem rate for dinner.
5. The fixed meal allowances may be claimed if in day travel status at the following times:
 - a. Breakfast 0700 hours.
 - b. Lunch 1200 hours.
 - c. Dinner 1800 hours.

4.02.020

REGISTRATION FEES: 06/92

Registration fees associated with approved meetings, conferences, seminars, etc., shall be reimbursed according to the paid receipt(s).

4.02.025

PERSONAL EXPENSE ITEMS: 11/08

The department shall not reimburse personal items. For example, alcoholic beverages, entertainment, shoe shines, haircuts, etc.

4.02.030

APPROVAL: 11/08

Unless in an emergent need, all travel, at department expense, shall have written approval by the Sheriff or his/her designee prior to any airline tickets, lodging arrangements, etc., being made.

4.02.035

TRAVEL ADVANCES: 11/08

Unless in an emergent need, all travel advances shall have prior approval by the appropriate Division Chief and submitted to Budget and Accounting at least ten (10) business days before the advance is needed.

1. Travel advances must be at least one hundred (100) dollars to receive funds prior to travel.
2. When the advance exceeds actual expenses, a check for the balance due shall accompany the Expense Claim Voucher and both shall be submitted to Budget and Accounting within five (5) working days.

4.02.040

CASH ACCOUNT MAINTENANCE: 04/18

1. All cash funds and accounts within the Sheriff's Office where personnel receive, maintain, or disperse cash, or will become County funds, will be established and handled in accordance with County Financial Management policies FIN 10-2-1 and FIN 15-3-2.
2. All such funds and accounts will include:
 - a. A system that identifies the initial balance, cash received, cash dispersed and the balance on hand.
 - b. Receipts for cash received.
 - c. Authorization for cash disbursements from the appropriate Division Commander.
 - d. Maintenance of records, documentation and/or invoice requirements for cash expenditures.
 - e. Quarterly accounting of agency cash activities.
3. The following are authorized accounts and their respective custodians.
 - a. Petty Cash Accountant, Budget and Accounting Section
 - b. Flash Monies Captain, Major Investigations Section
 - c. Major Crimes Captain, Major Investigations Section
 - d. Unassigned Cash Captain, Major Investigations Section
 - e. Regional Intelligence Captain, Major Investigations Section
 - f. Precincts 2, 3 and 4 Administrative Captains
 - g. Metro Administrative Captain
 - h. Property Management Unit Administrative Services Captain
 - i. Sound Transit Captain
4. Expenditures in excess of twenty-five thousand (25,000) dollars require authorization from the Undersheriff.

4.02.045

PETTY CASH: 07/17

1. The use of petty cash funds shall be restricted to emergency expenditures legally payable by the department for transactions of official business.
2. Petty cash disbursements are limited to one hundred (100) dollars per transaction.
3. A King County Petty Cash Slip (KCSO Form A-7a) shall be completed for each request. Petty cash slips shall:
 - a. Have the invoice or receipt attached.
 - b. Be approved by a supervisor; and
 - c. Be forwarded to Budget and Accounting.
4. Petty cash funds shall not be used for:
 - a. Personal cash advances.
 - b. The cashing of personal checks.
 - c. Parking, travel and training expenses.
 - A Claim for Expense Form shall be completed.

4.02.050

FERRY TICKETS: 11/08

The following guidelines are established to provide uniformity and accountability in the purchase of ferry tickets.

1. "Wave 2 Go" business cards shall be provided at County expense for department members using the ferry on authorized department business.
 - No one except authorized member(s) shall use this card.
2. "Wave 2 Go" cards may be issued to the department if authorized in writing by a Division Commander or his/her designee.
 - a. A copy of the authorization shall be sent to Budget and Accounting.
 - b. Business charge cards are bar coded with our established account number and are to be used at the toll booth for scanning your fare. You will be given a receipt.
 - c. The receipt shall be sent to Budget and Accounting within five (5) working days.
 - d. A monthly statement will display the specific card # that was used for each charge and be reconciled by Budget and Accounting.
3. Vashon Island ferry tickets shall be maintained at the Southwest Precinct.
 - a. The tickets are recorded on a sign-out log.
 - b. The administrative specialist completes a memorandum for the purchase of the tickets and attaches the receipt.
 - c. A Captain or above must sign the memorandum and a copy is filed along with a copy of the receipt and the original is forwarded to Budget and Accounting.
4. Department members should purchase tickets at their own expense if prior authorization has not been granted or tickets are not available.
 - Department members shall obtain a receipt and request reimbursement from Budget and Accounting using an Expense Claim Form.

4. Department members should purchase tickets at their own expense if prior authorization has not been granted or tickets are not available.
 - Department members shall obtain a receipt and request reimbursement from Budget and Accounting using an Expense Claim Form.
5. Tolls or ferry tickets will not be paid for off-duty vehicle use.
6. Lost or stolen cards shall be reported immediately to Budget and Accounting.

4.02.055

VEHICLE TOLLS: 02/16

1. Absent an emergency or purchasing a personal pass, using a toll bridge or a camera monitored Hot Lane that will incur charges is prohibited for any department vehicle. If an emergency, members crossing a toll bridge or using a Hot Lane that incurs charges, shall notify their supervisor via the dispatcher and report the date, time and circumstance to the Fleet Manager and Budget & Accounting at KCSO.Accounting@kingcounty.gov within five (5) business days.
 - Reporting shall be done by email.
2. Members who use I-405 routinely while on duty in King County may request a *Good to Go!* flex pass by forwarding an email request through their supervisor to King County Fleet. The flex pass may be used when using the express toll lanes on I-405. The pass must be in the HOV mode to travel in the express toll lanes.
 - a. Per WAC 468-510-010, HOV lane travel only applies to marked patrol vehicles while on duty.
 - b. Members are prohibited from switching the pass out of HOV mode.
 - c. Flex passes are assigned to a particular vehicle. Members shall not move a department vehicle flex pass and use it in any other department vehicle. If a member changes vehicles and still requires a flex pass they shall request a new flex pass for the new vehicle.
 - d. Use of department issued flex passes in personal vehicles is prohibited and will result in progressive discipline.
 - e. Flex passes will not be issued to unmarked vehicles unless special circumstances necessitate one being issued.
 - If special circumstances exist, members may request a pass by submitting a memo via the chain of command to their Division Commander.
3. Members who have a personally owned *Good to Go!* Flex Pass for their privately owned vehicle transfer that pass to their department vehicle and use it in the toll mode for commuting purposes (unless traveling with 3 or more people, in which case HOV mode can be used).
 - Members are responsible for all tolls while commuting.
4. If a member without a *Good to Go!* Pass, uses a tolling system for department business, they shall notify their supervisor by sending an e-mail detailing usage and justification for department business. The supervisor will approve or deny the usage and forward the results to Budget and Accounting at KCSO.Accounting@kingcounty.gov
5. It is the responsibility of the member's chain of command to ensure that each use of the *Good to Go!* tolling system was proper and/or justified.

6. If a member does not have a personal account, or if a member sets up a personal *Good to Go!* account and the account runs out of money, the *Good to Go!* tolling system will take a picture of the department member's vehicle license plate and King County will incur the bill.
 - King County cannot pay a bill for the member's use of *Good to Go!* tolling without proper documentation/authorization as such would be a gift of public funds.
 - The department member shall pay the unauthorized/personal commuting bill to *Good to Go!* for direct charge cars.
 - Unauthorized toll use in a KCSO Fleet vehicle shall be paid to Budget and Accounting.
 - Metro and ARFF purchase and manage their own fleet of vehicles and any toll reimbursement or *Good to Go!* issues need to be addressed by their individual fleet managers/captains.
7. Budget and Accounting will conduct monthly audits of the *Good to Go!* system usage and will notify the member's chains of command when *Good to Go!* system usage occurs without apparent proper authorization/justification.
8. For non-authorized/justified use of the *Good to Go!* tolling system, members shall forward payment to KCSO Budget and Accounting.
9. Continued intentional use of the *Good to Go!* tolling system without prior authorization may result in progressive discipline.

4.03.000 OFF DUTY EMPLOYMENT

4.03.005

POLICY STATEMENT: 04/01

The primary employment of each member is the King County Sheriff's Office. All secondary employment shall not interfere with a member's performance of duties for the department. Members must report for duty when scheduled or directed regardless of any secondary commitments. Members who work off duty shall conduct themselves in a manner that maintains respect for themselves and the Sheriff's Office and shall comply with all Sheriff's Office rules, policies and procedures.

4.03.010

DEFINITIONS: 11/13

For purposes of this policy:

"Conflict of Interest" means any situation where there appears to be:

1. A compromise of integrity, character, efficiency, or decency of the department; or
2. A violation of any section of **any** current Collective Bargaining Agreement; or
3. A violation of any Federal, State, or local law or ordinance; or
4. A violation of the King County Code of Ethics.

"Off Duty Employment" means any department member, working in any law enforcement capacity beyond on duty department time, whether self-employed or not, charitable or voluntary, paid or unpaid work, including the coordinating of off duty employment.

4.03.015

AUTHORIZED EMPLOYERS: 02/16

1. A list of authorized employers will be maintained in the online Secondary Employment database.
2. All employers on the list will be notified of the requirements for vehicle reimbursement.
3. Failure of an approved employer to pay vehicle fees may result in removal from the pre-approved employer list.

4.03.020

OFF-DUTY EMPLOYMENT, APPLICATION PROCESS: 02/16

1. Department members wishing to work off duty shall submit an electronic "Secondary Employment Permit" (KCSO A-113) to their supervisor for approval. This form is accessed at <http://secondaryemployment/secondaryemployment/SecondaryEmploymentHome.aspx>
2. Off duty employment may only occur with authorized employers.
3. A SEP is required for each employer.
4. Department members shall obtain approval before starting any off duty employment.
5. If an employer is not in the member's "Approved for Employers" drop down box online, then the member must go to the online "A113 Employer Request" tab, submit a request for the employer the member wishes to work for, and electronically submit the SEP to the member's supervisor.
6. Each supervisor shall recommend approval or disapproval the SEP.
 - Supervisors or command staff may revoke the SEP, any time, for cause.
7. If the SEP is not approved, it shall be returned to the requestor with written reasons for disapproval.

8. Once the SEP receives final approval, it will be maintained in the secondary employment database.
9. SEPs do not need to be renewed annually and will remain in effect until employment with the specific company, listed on the SEP is terminated.

4.03.025

OFF DUTY EMPLOYMENT, STIPULATIONS: 04/19

The following stipulations apply to off duty employment:

1. Department members directed to work overtime shall do so despite any off duty employment obligation.
2. Department members are prohibited from working off duty under the following conditions:
 - a. On probation.
 - Exceptions can be made for Phase 4 and lateral deputies if approved by their precinct commander.
 - This does not apply to promotions.
 - b. On light duty assignment.
 - c. On a leave of absence, paid or unpaid.
 - Unless approved by the Undersheriff or his/her designee.
 - d. On a day sick leave or disability leave is taken.
 - For the purposes of this section, an off duty job may not be worked during the "workday" as defined by current collective bargaining agreements if such leave is taken.
 - e. During normal working hours when family sick leave is taken.
 - f. Absence without Leave (AWOL).
 - g. On department suspension.
 - h. Received a performance review rating of improvement needed in any category.
 - i. The SEP has not been approved or has been revoked or canceled.
3. Department members are prohibited from working off duty under the following employment situations:
 - a. The work schedule conflicts with the department member's regular department work schedule.
 - Members working a flex schedule as recognized by labor agreements must submit for either comp time or vacation time if all or part of the off duty employment takes place during what would be normal (un-flexed) work hours. However, if hours have been flexed to accommodate department needs, and if approved by a supervisor, an exception may be made in individual cases.
 - Department members may not split shifts to accommodate off duty employment.
 - b. Where there is an apparent conflict of interest, such as:
 - The **primary** business is gambling or the sale of alcoholic beverages. Exceptions include:
 - Businesses where the cocktail lounge or gambling is a secondary service (e.g., hotels, bowling alleys);
 - Gatherings where liquor is sold under the authority of a banquet permit.

- Owner, manager, or employee of any business associated with:
 - Civil process service.
 - Repossessions.
 - Bail bond.
 - Bill collection.
 - Ambulance service.
 - Vehicle towing services.
 - Private detective, private security business, or investigation services.
 - Merchant patrol.
 - Police/uniform equipment suppliers.
 - Establishments associated with:
 - Dating services.
 - Massage parlors.
 - Topless entertainment, adult only services/activities, or other vice related occupations.
- c. Acting in any capacity that assists in investigation, case preparation, presentation, or testimony involving:
- Criminal cases or civil cases until any related criminal charges have been adjudicated.
 - Civil cases in which a political division or subdivision of the state of Washington (i.e., county, city, agency, board, etc.) is or could be a defendant.
 - Cases where another King County deputy may/or will be called as a fact witness.
 - Cases inside of unincorporated King County and to areas inside of King County's jurisdiction.
 - Any case in which he or she was involved in any official capacity.
 - The use of County resources, including time, equipment, services, or information.
 - The representation of himself or herself in any official capacity.
- d. When the employer is involved in a labor dispute or when there is a likelihood of a labor dispute.
- e. Any employer the Sheriff deems inappropriate for members to work.
4. Sworn department members, who wear the department uniform while engaged in off duty work, shall comply with GOM 7.01.030 (Uniform of the Day).
5. Department members shall not use on duty time or department facilities to coordinate, arrange or otherwise provide for off duty employment, unless approved by a Division Commander or the Undersheriff.
- Any requests received for employment at a county work site, or by on duty personnel, for off duty sworn members shall be forwarded to appropriate labor organization for the class of employee requested.
 - Does not include requests from other county agencies.
6. Persons who organize security plans for King County events should not be responsible for obtaining off duty deputies for that event.
7. In the event an arrest occurs while engaged in off duty employment, the member shall:
- a. Contact the local law enforcement agency to file the incident report, if in another jurisdiction.
 - b. Complete an incident report if in unincorporated King County or contract city.
 - c. Secure the prisoner for transport if required.

4.03.030

DEPARTMENT VEHICLE REIMBURSEMENT: 02/14

1. Department members shall use department vehicles for off duty employment.
 - a. Personnel not assigned marked patrol cars are encouraged to borrow a marked vehicle when appropriate for the assignment.
 - b. Marked pool vehicles should not be used for this purpose without permission from the Precinct/Section Commander.
2. The department vehicle will not be used when working at Century Link or Safeco Fields.
 - a. Members driving a department vehicle to these venues for off duty employment will be responsible for the payment for the use of the vehicle.
 - b. Members will self report the use of a department vehicle by emailing "KCSO Accounting" and state the vehicle was driven to the stadium for off duty employment.
 - c. KCSO Accounting will generate an invoice and will send it to the member's work location.
 - Department members are responsible for promptly paying the invoice amount.
3. All other off duty employers must agree to pay the vehicle usage fee as established by the Sheriff's Office.
 - a. The Chief Financial Officer will post on the Budget and Accounting website the most current rate information.
 - b. Additionally, any labor union arranging off duty employment will post the current vehicle reimbursement fees schedule.
4. Ensuring payment of the reimbursement fee is the responsibility of the off duty employer.

4.03.035

OFF DUTY EMPLOYMENT, COMPENSATION: 11/13

1. The off duty hourly rate for deputies and sergeants shall be established by the King County Police Officer's Guild.
2. The off duty hourly rate for captains shall be established by Puget Sound Police Managers Association.
3. Members working off duty shall ensure that they either complete a W-4 form or notify the employer of the need for a 1099 form. In all cases, members are responsible for any federal income tax or FICA tax liability and are expected to pay all necessary taxes associated with any off duty employment.

4.03.040

OFF-DUTY EMPLOYMENT, NOTIFICATION REQUIREMENTS: 02/16

Members working off duty:

1. Shall log into the secondary employment data base and complete the "log employment" section, entering in all requested information including the CAD number.
2. Shall notify, via radio or by CAD, the closest area dispatcher of the:
 - a. Location of the off duty employment.
 - b. Name of the employer.

- c. Time they started the off duty employment.
 - d. Time they ended the off duty employment.
 - The times do not include commute time.
3. Are expected to monitor the closest area radio dispatch frequency if appropriate for the assignment, and are expected to offer assistance to on duty personnel when appropriate.
 4. Will clear with the FCR "585" when the off duty employment is completed.

4.05.000 TESTIFYING IN COURT

4.05.005

INTRODUCTION: 05/99

Appearing in court to give testimony is one of the most important responsibilities of a Sheriff's deputy. It is the culmination of the police role in the criminal justice process. In court, the quality of a deputy's work becomes either painfully or pleasantly obvious, which reflects upon the department. Because of this, it is important that each department member be thoroughly familiar with the protocol and procedures of the court in addition to careful and complete preparation of the case. This policy is intended to assist deputies when testifying in court.

4.05.010

REQUIREMENT TO ATTEND: 05/03

1. Department members shall honor all subpoenas and summons received for any court or other formal hearing.
2. Department members shall comply with all verbal or written instructions and shall appear unless prior arrangements (e.g., guilty plea, dismissal, illness, secondary deputy) have been made with the court or prosecutor.
 - a. Department members who receive a subpoena or summons for civil actions shall comply with G.O. 1.00.025.
 - b. Department members who receive a subpoena or summons to appear as a defense witness shall comply with section 050.
3. When two or more members receive a subpoena or summons on the same case in District Court or a License Revocation Hearing, the primary member will attend. Secondary members shall verify with the prosecutor the need for appearance prior to the court date.
 - The primary member is listed first on the subpoena or summons.

4.05.015

DEPARTMENT MEMBERS RESPONSIBILITIES: 05/03

1. Department members attending court or other formal hearing shall be prepared to testify at the date, time, and place specified on the subpoena or summons.
2. Department members who are scheduled to testify during their normal duty hours shall notify their supervisor upon receiving a subpoena or summons.
3. To ensure that court overtime and unnecessary court appearances are kept to a minimum, all members and employees with voice mail boxes and reasonable access to King County e-mail shall check these each work-day for information related to their court appearance.

4.05.020

PREPARING FOR COURT: 05/99

1. Deputies should start preparing for court as soon as they become involved in an incident.
 - a. This preparation includes taking accurate, complete, legible notes and reports.
 - b. When an incident is investigated aimlessly, there is little chance that it can be presented in court in any other light.

2. Deputies should refresh their memory before the trial.
 - a. Visit the incident scene during normal patrol.
 - b. This will help reestablish physical characteristics and inter-relationships between the scene and the incident itself.
 - c. It will also give the deputy's notes and other written records more clarity and perspective when reviewed.
 - Sometimes in very serious or involved cases, one deputy may play only a small part in relation to the total effort.
 - However, that small part may be extremely crucial.

3. Deputies should read the entire case file when possible.
 - a. Many brief mini-reviews can be more valuable than one continuous "cram" session.
 - b. Know the strong and weak points of the case and advise the prosecutor of these at the pretrial interview.
 - c. The prosecutor does not want surprises delivered from the witness stand, which are not appreciated and can have serious consequences.

4.05.025

TAKING THE STAND: 05/99

1. When called to testify, proceed directly to the location where the oath is administered.
 - a. Stop and raise your right hand. Listen to the oath as it is administered and reply in a firm audible voice.
 - b. From there you will be asked to "take the stand."
 - c. Proceed directly to the stand and seat yourself comfortably, but erect and attentive.
 - Avoid walking between the judge and the attorneys.

4.05.030

TESTIFYING: 05/99

1. Deputies should be convincing in their testimony. A deputy's first impression will directly affect their credibility on the witness stand.
 - a. **Deputies shall always tell the truth when testifying.**
 - b. If you do not know the answer to a question simply state, "I do not recall" or "I do not know that answer."

2. Do not use police jargon or slang terms when testifying.
3. Do not volunteer irrelevant testimony through ignorance or carelessness.
4. Deputies shall remain composed and consistent in their testimony and when undergoing cross-examination.
 - a. Some defense attorneys play word games in an attempt to confuse the deputy.
 - b. In response to this, the deputy should first **listen** to the question, **think** about the answer, then reply completely, calmly, and courteously.

4.05.035

COURT TESTIMONY: 06/92

1. Members shall identify themselves using their name and employer.
2. Members shall testify with accuracy, confining themselves to the case before the court, and shall not suppress or overstate circumstances to favor or discredit anyone.
3. Members shall not show excessive friendliness or animosity toward any party participating in the case.

4.05.040

DISCUSSING CRIMINAL CASE TESTIMONY: 08/94

Deputies must make themselves available for defense interviews. Deputies may request a joint interview with the defense attorney and the prosecutor.

- A joint interview is recommended for all felony cases.

4.05.045

SIGNING STATEMENTS CONCERNING CRIMINAL CASES: 06/92

Deputies shall not provide taped or written statements concerning criminal cases for non-police agencies, except at the direction of the Prosecuting Attorney.

4.05.050

DEPARTMENT MEMBERS APPEARING AS DEFENSE WITNESSES: 06/92

Department members receiving subpoenas or requests to be a defense witness shall immediately notify the concerned Prosecuting Attorney Office and department Legal Unit, in writing, via chain of command.

4.05.055

COURT RELATED COMPENSATION: 05/03

1. Court related compensation shall be governed by the current Collective Bargaining Agreement.
2. Requests for court related compensation shall be handled in the same manner as regular overtime with the following exceptions.
 - a. Retain the subpoena until after the appearance date then provide the original or a copy to your supervisor for filing at the work place.
 - These files shall be retained for one year.
 - b. If no subpoena or summons was received and a court appearance was made, write the defendant's name and cause number in the "Comments" section of the overtime form and obtain a prosecutor's signature.
 - c. A prosecutor's signature is also required on the overtime form when a court appearance is made on a date other than the subpoena date.
 - Write the actual appearance date(s) on the subpoena if different than original date.

4.05.060

JURY DUTY, DEPARTMENT MEMBERS: 07/10

1. Department members receiving a summons to appear for jury duty shall inform their supervisor as soon as possible, but no later than two (2) weeks in advance of jury date.
 - The supervisor should review the summons prior to approving the leave.
2. Members shall complete an absence request for jury duty.
3. Members returning from jury duty shall comply with their current CBA.
4. Members receiving a check for jury duty shall contact the Budget and Accounting Unit for instructions on what to do with the check.
 - When paid by the County while on jury duty members cannot keep money that was given for jury duty.

4.06.000 CIVIL PROCESSES

4.06.005

INTRODUCTION: 07/04

The service and execution of civil and other legal processes is governed by very specific statutory provisions. The collection of fees, obtaining appropriate bonds of indemnity, performing evictions, and filing of supporting documents requires specific actions that provide how process service must be reported to the courts. Any deviation from these provisions by the Sheriff's Office or serving deputy(s) may cause the service to be without lawful effect. This policy is intended to assist deputies to recognize and understand civil processes and their general purpose.

4.06.010

DEFINITIONS: 04/94

For purposes of this policy:

"Process" means:

1. Any procedure used by a court to acquire or exercise its jurisdiction over a person or over specific property; or
2. A procedure through which a court compels a defendant to appear before the court or comply with its demands; or
3. A summons, summons and complaint, or sometimes a "writ."

"Writ" means an order issued by a court requiring the performance of a specified act or giving authority to have a specified act accomplished.

"Service of Process" means that a copy of a legal document shall be delivered to, or left with, the named party.

- The service must furnish reasonable notice to the defendant of the proceedings against him and afford him an opportunity to appear and be heard.

"Personal Service" means to deliver the process to the actual person to whom it is directed or to someone legally authorized to receive process on the named person's behalf.

4.06.015

GENERAL POLICY: 07/04

1. Generally patrol deputies should not serve any civil process.
 - The exceptions are Domestic Violence Protection orders and Anti-harassment Orders (G.O. 12.04.000).
2. Patrol deputies shall refer all requests to serve, non-DVPA and anti-harassment orders to the Civil Process Unit.
3. When a patrol deputy is called to assist the Civil Process Unit in the execution of a writ, the deputy should provide backup as requested by the civil detective.

4. Department members shall not give legal advice or express opinions as to the merit of civil issues.
 - If information and instructions regarding process service are necessary, contact the Civil Process Unit.
5. If an emergency exists contact the supervisor of the Civil Process Unit or the department Legal Advisor before taking action.
6. In child custody matters, an additional information source is the Child Find Unit.

4.06.020

EXTRAORDINARY WRITS: 04/94

There are numerous writs and orders that are handled exclusively by the Civil Process Unit. This is due to the technical nature of the writ or order. Deputies who are provided with copies of writs or orders should not attempt to serve them but should contact the Civil Process Unit with any questions. The two writs that a deputy is likely to see are:

1. **Writ of Habeas Corpus** (R.C.W. 7.36):
 - a. Order to bring a person before the court at a time and place as directed by the court.
 - b. The sole purpose of the writ is to release someone from unlawful imprisonment.
 - These writs normally involve child disputes and shall be directed to the Child Find Unit via Civil Process Unit.
2. **Writ of Restitution (Evictions)**, (RCW 59.08):
 - a. Order that compels the return of a residence, dwelling, or building to its owner.
 - b. Commands the Sheriff's Office to evict a tenant.
 - c. This writ is either served on the defendant or posted on the property.
 - These writs are normally handled by the Civil Process Unit and patrol is used in a back-up role.

4.06.025

LANDLORD/TENANT: 04/94

The rights and responsibilities of landlord and tenant are found in the Residential Landlord Tenant Act (RCW 59.18) and the Mobile Home Landlord Tenant Act (RCW 59.20). Generally, disputes arising under these statutes are non-criminal and enforced by the courts.

1. Some criminal acts under the Landlord Tenant Act are:
 - a. **Tenant:**
 - A tenant who intentionally destroys property belonging to the landlord, (e.g., punching holes in the walls or ripping out fixtures), may be charged with malicious mischief.
 - Normal wear and tear is not a crime.
 - A tenant who intentionally steals property belonging to the landlord may be charged with theft.
 - A tenant who has been evicted by the Sheriff and returns to the dwelling may be charged with burglary or criminal trespass.

b. **Landlord:**

- A landlord, or other person acting under his/her authority, who enters the premises of the tenant without the tenant's consent or without authorization granted by RCW 59.18.150 may be charged with burglary or criminal trespass.
- RCW 59.18.150 states that a landlord, or other person acting under his/her authority, may enter the premises of the tenant without consent **only** when one or more of the following conditions are present.
 - In the case of emergency or abandonment.
 - By court order.
 - By giving two (2) days notice and then only at reasonable times.
- The defense against criminal liability for trespass afforded by RCW 9A.52.090 (3) is not available to a landlord or to anyone acting under his/her authority who has unlawfully entered the premises of a tenant.

4.06.030

EVICCTIONS: 04/94

1. The landlord must give notice to the tenant and obtain the appropriate court order to evict the tenant.
 - This applies even if there is no lease.
2. Only the Sheriff, with the appropriate court order, may physically evict a tenant.
 - Landlords **cannot** physically remove a tenant.
3. Because evictions are technical and require specialized training, this duty is performed by the Civil Process Unit.
 - A patrol unit may be used for back-up.

4.06.035

CIVIL CONTEMPT WARRANTS: 07/04

Various courts issue Civil Contempt Warrants, including Superior Court. All of these warrants are civil in nature and must be treated differently than criminal warrants. (They are not misdemeanors but are coded as misdemeanors). They are often issued in domestic cases, general civil cases and child support cases under Chapter 26 (RCW) where the person fails to follow court orders. They may be issued on other types of civil cases as well.

1. Civil contempt warrants DO NOT provide the authority to "Break and Enter," nor can "K-9" be used to apprehend the defendant, if this is the only warrant.
 - If the person being arrested also has a criminal warrant, criminal charges or a failure to appear for a civil child support hearing warrant, then deputies may move beyond the rules governing civil contempt warrant arrests.

2. When a person is arrested on a Civil Contempt Warrant, when issued through the Family Support Division of the King County Prosecutor's Office, it is important to be aware of the following forms DATA will fax to the jail upon arrival.
 - a. Advisory Notice that states in part: "Booking Officer, please give this Notice to the respondent at the time of booking, etc."
 - b. Bench Warrant for Contempt of Court.
 - c. Order for Bench Warrant for Contempt of Court.
 - d. Defendant Information Sheet.

3. When a person is arrested on a Civil Contempt Warrant, other than those issued through the Family Support Division of the King County Prosecutor's Office, it is important to be aware of the following forms that DATA will fax to the jail upon arrival.
 - a. Bench Warrant for Contempt of Court.
 - b. Order for Bench Warrant for Contempt of Court.
 - c. Defendant Information Sheet.

4. Disbursement and service by the arresting deputy/officer (**The jail staff will not serve these**).
 - a. Advisory Notice will be given to the defendant.
 - b. Bench Warrant for Contempt of Court must be photocopied and served on the defendant.
 - The original FAX will be placed in their booking packet.
 - c. Order for Bench Warrant for Contempt of Court must be photocopied and served on the defendant.
 - The original FAX will be placed in their booking packet.
 - d. Defendant Information Sheet will be placed in the defendant's booking packet.

5. This is a critical step in the arrest process for Civil Contempt Warrants.
 - a. These documents will provide the defendant with specific instructions in regards to where and when to appear in court, should they have the ability to "Post" or "Bail Out" prior to their court hearing.
 - b. If these steps are not followed, then the service may be later ruled ineffective.

6. If you have any questions or problems, contact either the Special Support Enforcement Unit Supervisor or the Criminal Warrants Unit Supervisor.

4.06.040

CRIMINAL CONTEMPT WARRANTS: 07/04

All criminal contempt of court warrants should be handled the same as other criminal warrants.

4.08.000 DISPOSITION OF FOUND/UNCLAIMED BICYCLES

4.08.005

INTRODUCTION: 08/00

The recovery and disposition decision of found or unclaimed bicycles shall be the responsibility of the precincts. Unclaimed bicycles may be converted for Sheriff's Office use, donated to local charitable organizations, auctioned, or discarded. This policy is intended to assist members when handling found or unclaimed bicycles.

4.08.010

PROCEDURES FOR HANDLING FOUND OR UNCLAIMED BICYCLES: 08/00

1. The call receiver shall:
 - a. If available from the caller, run the bicycle serial number to check for stolen or wanted information.
 - b. Transfer the call to the correct precinct or city.
2. Precinct clerk shall:
 - a. Write down the caller's name, address, and phone numbers, location and description of the bicycle, and the serial number if available.
 - b. Advise the caller that someone will respond as soon as possible to investigate and/or remove the bicycle.
3. The precinct CSO, Volunteer, or Explorer shall:
 - a. Establish a schedule to pick up unclaimed bicycles and complete Found Property Rights Statements if the R/P is home.
 - If R/P is gone, complete the form with the information as given to the clerk, and leave copy at the R/P location.
 - b. Transport the bicycle to the precinct if it is unclaimed or the owner is known but the bicycle cannot be immediately returned to the owner.
 - c. Verify serial number(s) and other descriptions, run the serial number through CAD and tag the bicycle.
 - d. Leave the bicycle with the finder if claimed according with Found Property Rights law.
 - The Yellow Copy of the Found Property Form (A-166) will be sent to the Property Management Unit (PMU).
 - e. Call the Communication Center to obtain an incident number and provide the Communications Center with needed information.
 - Close with the appropriate FCR.
 - f. Complete the incident report.

4. Precinct administration shall:
 - a. Maintain a precinct Bicycle Log and record the following:
 - Date of impound.
 - Sixty (60) day waiting period.
 - Final disposition.
 - b. Determine the appropriate disposition:
 - Sheriff's Office use.
 - Charitable organization; "Charitable Organization" means a non-profit institution that is registered with the State of Washington or the internal Revenue Service.
 - Auction.
 - Disposal.
 - c. Identify appropriate Charitable Organizations:
 - Precinct Commander shall select and approve charitable organizations.
 - Maintain correspondence file with charitable organizations.
 - Forward bicycles worth more than two hundred (200) dollars to PMU for auction or conversion to Sheriff's Office use.
 - See G. O. 8.08.040.
5. Assigned Investigator shall:
 - a. Verify either all serial numbers or identifying markings to ascertain ownership.
 - b. Document follow up steps on a follow up report.
 - c. After sixty (60) days:
 - Recheck the serial numbers.
 - Contact the finder/claimant to verify compliance with Found Property Rights law.
 - If unclaimed, obtain a disposition directive from precinct administration.
 - Forward the follow up report to PMU.
6. Precinct Evidence and Supply Specialist shall:
 - a. Coordinate disposition with assigned investigator.
 - b. Obtain the name and address of the person or organization receiving the bicycle in the bicycle log.
 - Include the name of the charitable organization if applicable.
 - c. Complete the bicycle log.

- d. Once the bicycle is donated, destroyed, or given to finder, PMU will be notified of the bicycle's status.
 - If the bicycle was returned to the finder from the precinct, the finder must submit payment to the person relinquishing the bicycle as outlined in Article 5 of KCSO form A-166 and must sign for receipt of the bicycle on form B-133, "Release of Evidence Form" and forwarded to PMU.
 - If the bicycle was destroyed, two people must witness the destruction of the bicycle. This will be done by the Evidence Specialist and Deputy or Precinct Sergeant and noted on the back of the pink copy of form A-166 and forwarded to PMU.
 - If the bicycle was donated to a reputable charitable organization, the name of the person representing the organization must sign for receipt of the bicycle on form B-1 33, "Release of Evidence Form" and forwarded to PMU.
7. Property Management Unit shall coordinate auction.

4.09.000 TRAFFIC ENFORCEMENT

4.09.005

INTRODUCTION: 07/10

Traffic enforcement is one of the routine tasks performed by deputies, for the violator, it is frequently an emotional experience. Deputies should be aware of these conditions, strive to make each contact educational and leave the violator with the impression that the deputy has performed a necessary task in a professional manner. Deputies should take appropriate enforcement action for each violation of traffic law violation witnessed or reported to them. Deputies may use their discretion to determine the best method to deal with a violator.

4.09.010

ENFORCEMENT PRACTICES, GENERAL: 07/10

1. Strategies and tactics used for traffic enforcement should be consistent with the nature of the violations occurring and their potential for interfering with safe traffic flow.
2. One or more of the following types of traffic enforcement may be used:
 - a. Enforcement between two specific points on a given street.
 - b. Moving patrol within a defined area.
 - c. Directed Patrol assignment to a specific location to address a specific enforcement issue.
 - d. Visible stationary observation and/or concealed stationary observation.
3. Traffic enforcement may be conducted in any type of department vehicle.
4. Qualified deputies may use radar and or lidar during traffic enforcement activities.
5. Deputies are encouraged to check for safety conditions of the violator's vehicle while on traffic enforcement activities.
6. The Sheriff's Office does not conduct roadside safety checks.

4.09.015

TRAFFIC CONTACTS: 07/10

1. Traffic contacts have two objectives.
 - a. Ensure public safety by stopping unsafe motorists.
 - b. Favorably alter the violator's future driving behavior.
2. The following procedures are recommended to assist in achieving the two objectives:
 - a. Be alert at all times for the unexpected.
 - b. Present a professional image when contacting the violator.
 - c. Inform the violator of the traffic violation.
 - d. Ask for the violator's driver's license, registration and proof of insurance.
 - e. Allow the driver to reasonably discuss the violation.
 - f. Complete the forms required of the enforcement action or give a verbal warning.
 - g. Explain to the violator what he/she is supposed to do in response to the action taken.
 - h. Return the violator's license, vehicle registration, proof of insurance and a copy of the citation/infracton.
 - i. If asked for a name deputies should either provide a business card or write their name and serial number down for the motorist.

3. Deputies should use common sense and good judgment in deciding whether to issue a verbal warning, written infraction/citation or arrest the driver. Factors to consider should include the nature of offense, known driving record obtained via CAD or personal knowledge, and the deputies judgment as to how to best modify the driver's future behavior.

4.09.020

STOPPING A VIOLATOR: 07/10

Since no two traffic stops are alike, these procedures are a guide as to how to conduct stops of traffic violators.

1. Deputies will act in a safe and courteous manner as dictated by the circumstances of the stop.
2. Procedural guide for initiating vehicle stops:
 - a. If possible, choose the stop location carefully, avoiding curves, hills, traffic congestion and intersections.
 - Consider stop locations where adequate cover is available if needed.
 - b. Inform the communication center of the vehicle license and the stop location prior to initiating first contact.
 - If the license plate is missing or illegible, provide dispatch with a description of the vehicle including the make and color.
 - c. Activate emergency equipment to alert the violator to the stop.
 - d. Position the patrol vehicle in a safe manner according to the circumstance present.
 - e. High beams and spot lights may be used at night to conceal deputy's movements from the violator and for visibility inside the stopped vehicle.
 - f. A violator who gets out of the car should be ordered back in the vehicle for his/her safety.
 - g. Deputies should be prepared to respond appropriately should the violator continue to advance toward the deputy.
3. Deputies should wait for a backup when making high risk stops alone. High risks tops may include:
 - a. Felony warrants associated with vehicle.
 - b. Multiple occupants.
 - c. Vehicle stopped in high crime area.
 - d. Vehicle associated with a felony crime.
4. Approaching the stopped vehicle.
 - a. Consider officer safety during every stop.
 - b. While approaching the vehicle, watch the occupant(s), check for altered plates, check to ensure the trunk is closed, and observe the interior for possible weapons or hidden passengers.
 - Avoid passing between the lights or the patrol vehicle and violator's vehicle at night.
 - c. The vehicle may be approached by either the driver or passenger side.
 - d. Stand beside the vehicle as closely as possible and to the rear of the driver.
 - Be watchful of the any passengers.

- e. Ask the driver to turn off the vehicle.
 - f. Ask the driver for the requested documents.
 - g. Passengers should not be asked for ID unless they are being investigated for a separate crime or infraction.
5. Enforcement.
- a. Consider officer safety when returning to your vehicle keeping an eye on the occupants as much as possible.
 - b. Constantly make visual checks of the stopped vehicle for suspicious activity while running names, or completing citations/infractions.
6. Re-contacting the violator.
- a. When returning to the stopped vehicle, observe any changes or officer safety issues.
 - b. Inform the violator of the enforcement action and provide them with the citation or notice of infraction if issued.
 - State law does not require an offender's signature on a citation or notice of infraction.
 - c. Return all requested documents.
 - d. Allow the stopped vehicle to re-enter traffic.
 - e. Deactivate emergency equipment and re-enter traffic after the violator vehicle has left.

4.09.025

SPECIAL CIRCUMSTANCES: 07/10

1. A number of individuals who are stopped for traffic violations may require special handling due to their special status.
- a. Juveniles should be handled in accordance with GOM 12.07.040.
 - b. Foreign diplomats/consular officials should be handled in accordance with GOM 5.06.035.
 - c. Members of the Legislature are protected from arrest while the Legislature is in session, and while proceeding to and returning from sessions.
 - d. Non-residents and military personnel do not require special handling.

4.09.030

ALCOHOL/DRUG RELATED TO TRAFFIC: 07/10

It is the policy of the Sheriff's Office to seek out and remove impaired drivers from roadways. These impaired drivers, whether due to alcohol or drugs, present a significant risk to the public.

1. Enforcement of laws dealing with intoxicated drivers is the responsibility of all commissioned personnel.
2. Deputies shall take a proactive approach to detecting and removing intoxicated drivers from the roadways.
- a. All deputies receive training during their academy and PTO training on methods of detecting intoxicated drivers and the administration of sobriety tests.
 - b. Deputies must be alert for signs of alcohol/drug impairment in all contacts with motorists.
 - c. Chemical tests will be offered in accordance with the RCW, DOL, court decisions and department policy.

3. Special emphasis may be coordinated regionally with law enforcement agencies to establish a regional effort to enforce intoxicated driver laws and educate the public of the dangers of driving intoxicated.
4. The Sheriff's Office may assist schools and organizations in education efforts to discourage driving while intoxicated.

4.09.035

OTHER VIOLATIONS: 09/10

1. Driving while license suspended or revoked.
 - a. Deputies shall take appropriate action with drivers for these offenses.
 - b. Do not let the driver to continue to drive.
 - c. Impound the vehicle if it is mandatory.
2. Speeding violations.
 - a. Deputies may use their discretion to either warn or cite the driver.
 - b. Flagrant violations should be cited unless information gathered during the stop indicates otherwise.
3. Hazardous moving violations.
 - a. Some hazardous violations are:
 - Negligent/Reckless driving.
 - Disobeying a traffic signal or stop sign.
 - Failure to yield right away.
 - Improper turns.
 - b. Deputies shall take appropriate action with drivers for these offenses.
4. Off-road vehicle violations.
 - a. Various county and city ordinances deal with the operation of off-road vehicles.
 - b. Deputies should be familiar with these ordinances and may use their discretion to either warn or cite the driver.
5. Equipment violations.
 - a. Deputies should take enforcement action when motor vehicles are in violation of laws or ordinances dealing with equipment on vehicles.
6. Commercial vehicle violations.
 - a. Deputies may use their discretion to either warn or cite the driver.
 - b. If needed, WSP may be contacted for assistance.
7. Non-hazardous violations.
 - a. Non-hazardous violations include not using seat belts and/or child restraint systems.
 - b. Deputies may use their discretion to either warn or cite the driver.
8. Newly enacted laws.
 - a. When new laws or ordinances are enacted that govern the operation of a motor vehicle, deputies should allow a thirty (30) day grace period before issuing infractions or citations.
 - b. Deputies may warn the driver and advise driver of new law or ordinance.

9. Pedestrian and bicycle violations
 - a. Various county and city ordinances deal with pedestrian and bicycle violations.
 - b. Deputies should be familiar with these ordinances and may use their discretion to either warn or cite a pedestrian or bicyclist.

4.09.040

MULTIPLE VIOLATIONS: 09/10

1. When a driver violates more than one law or ordinance deputies may issue a citation or infraction notice for each violation or issue a citation or infraction notice for the most serious violation.
2. If a more that one violation is going to be cited or infraction notice issued, deputies shall not:
 - a. Include criminal violations and civil infractions on the same citation.
 - b. List more than three (3) violations on one citation or notice of infraction.

4.09.045

PARKING ENFORCEMENT: 07/10

1. When enforcing parking violations in residential areas, deputies should first attempt to contact the vehicle owner, if possible.
2. No parking zones, if signs are appropriately posted, should be enforced.
 - Unless the parked vehicle creates an immediate hazard, it should not be towed.
3. Blocking a roadway is sufficient reason for the vehicle to be towed, if the operator cannot be located in a timely manner.
4. Fire zones/handicap zones will be strictly enforced on public, as well as private property, if the appropriate signs are posted.
 - Deputies are allowed to tow the vehicle.

4.09.050

DRIVER RE-EXAMINATIONS: 07/10

Routine enforcement, collision reporting and investigations activities frequently lead to the discovery of drivers who have conditions which might prevent the person from exercising reasonable and ordinary care over a motor vehicle.

1. Deputies detecting such a person will complete the appropriate forms to request a re-examination by the Department of Licensing.
2. The information on the Re-Examination form is self-explanatory; however, certain information must be specifically addressed:
 - a. The physical defects must be detailed.
 - b. The "specifics of the incident" must be written in such detail that reasonable grounds for the re-examination are conclusively established.
3. The Washington State form for Request for Re-Examination must be accompanied by copies of all other related reports and forwarded to the Department of Licensing.

4.09.055

TRAFFIC CONTROL: 07/10

1. Deputies shall use standardized hand signals taught at the basic police academy while engaged in traffic direction activities.
 - Deputies shall wear their issued safety vest when controlling traffic.
2. Under certain circumstances, it may become necessary to control traffic by manually operating electronic traffic controls.
 - Deputies may only alter a traffic signal by placing it on four-way flash mode.
3. Special events which require traffic signals be altered for an extended period of time must be coordinated with City, County /or State Traffic Engineering Departments.
4. Deputies may request temporary traffic control devices from the County Department of Transportation or Contract City Public Works Department, for traffic control at significant events that may substantially alter the traffic flow for normal conditions.
5. Unless in an emergency, deputies should avoid providing traffic control during the hours of darkness.

4.09.060

SPEED MEASURING DEVICES: 09/10

1. The King County Sheriffs Office will purchase speed measurement instruments that meet all of the requirements of the model minimum performance specifications as published by the National Highway Safety Administration and adopted by the Highway Safety Committee of the International Association of the Chiefs of Police.
2. Operation of speed measurement instruments by department members will be in accordance with the manufacturer provided user manual and the speed measurement device training received by the operator.
3. All King County owned radar and lidar units are maintained by the Department Quartermaster in the Property Management Unit (PMU).
 - a. Contract Cities can choose to use the PMU process for all of their radar/lidar units.
 - Contract Cities that do not choose to use the PMU process will designate a speed measurement coordinator and shall maintain an inventory of all speed measurement devices.
 - b. Inventory control will be managed at the Precinct level by worksite designated coordinators. Inventories will be forwarded to PMU for review and retention.
 - c. School Zone awarded radar/lidar will be assigned to the worksite where earned.
 - Worksite coordinators will assign them to the individual who earned the device while assigned to that worksite.
 - d. PMU will maintain responsibility for associated billing.
 - Contract Cities that do not use the PMU process will be responsible for their individual billing process per City policy.
4. Radar/lidar units will be sent for calibration and certification via the PMU.
 - a. Worksite coordinators will be responsible for tracking certification due dates and will forward the radar/lidar to PMU within one to two months of expiration.
 - b. KCSO radar/lidar units will be calibrated every two years.

- c. Contract Cities responsible for their own radar/lidar units can choose to recalibrate every year.
 - d. The Department Quartermaster will coordinate the pickup and delivery of KCSO and partnering contract city speed measuring devices to and from the PMU with the current vendor for calibration and certification.
 - e. On return to PMU, radar/lidar will be checked for certification. PMU will update the inventory with serial number, tuning fork(s) numbers, new expiration, and worksite assigned.
 - f. Quartermaster will maintain and distribute copies of certifications to worksites, district and municipal courts and original to PMU file.
5. Department members who are certified to use radar/lidar units will have sixteen (16) hrs of radar/lidar training.
- a. Certification will be maintained by the KCSO Training Unit and the individual Department member.
 - b. It is recommended that a copy be placed in the Department members work site personnel file.
 - c. Certification will be provided to the proper court personnel when requested.

4.09.065

ANALYSIS: 04/12

It is the policy of the King County Sheriff's Office to use available data to assist in the direction of selective traffic enforcement activities. These activities are for the purpose of reducing the number and severity of vehicular accidents on the streets of King County. The goal of all traffic enforcement activities is to gain voluntary compliance to the traffic laws of the County, Contract Cities and State.

The department should use available resources to analyze the causes and locations of vehicular accidents and shall take selective enforcement action to attempt to address the problem.

1. Analysis of traffic accidents.
 - a. The Traffic Engineer's Office of the County and the Sheriff's Crime Analysis Unit collects and compiles data on the location and causes of traffic accidents.
 - This information should be relayed to the Precinct Commanders and the Support Service Commander monthly.
 - b. The Commanders should review this information with Unit Supervisors.
 - c. An analysis report shall be completed on a semi-annual basis by the Commanders.
 - The analysis report shall contain a written analysis of traffic collision data, speeding complaints and enforcement efforts.
 - d. Supervisors should use the information when making assignments to traffic and patrol deputies.
2. Analysis of traffic enforcement activities.
 - a. All commissioned members are responsible for enforcement of traffic laws.
 - The analysis of the enforcement activities of individual deputies is the responsibility of the deputy's supervisor.
 - b. Individual deputies should direct their enforcement activities to areas within their assigned portion of the county or city that have a history of vehicular accidents and speeding complaints.

- c. Supervisors should monitor the enforcement activities by comparing the locations of issued citations and infractions with the problem locations.
 - d. The effectiveness of enforcement activities can be analyzed by reviewing the information provided by the Traffic Engineer and Crime Analysis Units.
3. Both traffic and patrol personnel may be assigned to selective enforcement activities.
 - These assignments should be based on existing accident and/or violation problems.
4. Commanders should supply all supervisors with the updated information compiled by the Traffic Engineer and Crime Analysis Units.
 - Supervisors should use this data in their evaluation of selective enforcement activities conducted by their personnel.
5. The evaluation of the number of citations, infractions and warnings will be used to assist in determining the need for selective enforcement at a specified location.

5.00.000 ARRESTS

5.00.005

INTRODUCTION: 07/98

This policy only addresses arrests made without a warrant and what is meant by "probable cause." Admissibility of items discovered in a search incident to arrest and statements volunteered during and after arrest depend on the validity of the arrest. Any or all of the items mentioned above will be lost as evidence if the arrest is improper. A hasty arrest without proper justification can mean the loss of competent evidence and may mean the difference between winning and losing in court. Conversely, failure to arrest when it's proper, because the officer is not sure of his/her standing, can also mean the loss of valuable evidence.

5.00.010

POLICE AUTHORITY: 10/92

"Police authority" is that which the community gives to police officers to do things legally that would otherwise be illegal (i.e., conducting searches, detaining people, use of force, etc.) when enforcing the law. The authority to make a warrantless arrest is two (2) pronged:

1. The grant of police authority by the community;
 - This is embodied in the police commission from the County.
2. The facts confronting the arresting officer at the time.
 - This depends on each unique situation confronting an officer, requiring him/her to make a legal decision on "probable cause."

5.00.015

PROBABLE CAUSE: 10/92

"Probable cause" is *a state of mind derived from a composite of facts, circumstances, knowledge, and judgment that would persuade a cautious, but disinterested police officer to believe a crime is occurring or has occurred and the accused person is committing or had committed the crime.*

1. That state of mind is more than "mere suspicion or reasonable belief," but less than "beyond a reasonable doubt."
2. The standard applied is that of a police officer, recognizing that officers may also consider information given to them in training or derived from police work experiences.
3. Keep in mind that the burden of probable cause is somehow easier to meet when applying for permission in advance from a court (e.g., warrant) to do something, than when a court looks back in judgment on police activity taken based on probable cause without prior court permission.

5.00.020

DETENTION/SEARCH SHORT OF ARREST (STOP & FRISK): 10/02

Whenever an officer/deputy deprives anyone the freedom of movement in any real way, they have performed a Constitutional seizure. The law allows an officer to do that short of probable cause, based on "reasonable suspicion" (not a hunch or a guess). This is the traditional Terry v. Ohio stop. The officer/deputy must be able to **articulate** the facts that justify the stop and it can only be briefly. How brief generally depends on the facts of each situation. The value in this detention is that officers/deputies can ask questions and make observations that may develop probable cause. Keep in mind, the citizen has no obligation to answer questions and if nothing more is observed officers/deputies must release the citizen **promptly**.

As or after the stop is made, the law also allows an officer/deputy to frisk the detained person. This is a separate issue and must also be justified by facts that give reasonable concern regarding officer safety.

A generalized "officer safety" concept isn't good enough. The scope must be limited to an exterior touching, and can only become more intrusive if touch, sight, or sound reveals the presence of a potential weapon (i.e., gun, knife, etc.). As long as the frisk is supportable, finding evidence could lead to probable cause.

5.00.025

GENERAL PROHIBITION AGAINST ENTRY INTO PRIMARY RESIDENCES: 10/92

Whether felony or misdemeanor, officers/deputies cannot enter a subject's home to arrest a person on probable cause alone. Officers/deputies must have either a warrant, consent, or show "exigent circumstances." The latter includes, without limitation, evidence of:

1. Use of a deadly weapon.
2. High flight potential.
3. Rapidly deteriorating evidence.
4. Hot or fresh pursuit.
5. Threat or risk of harm to others.
6. Crime in progress.

No one circumstance necessarily makes things "exigent," but a combination may possibly do so. Like anything else, officers/deputies must be able to **articulate** the "exigent" circumstances. If officers/deputies are unable to satisfactorily explain the situation, civil liability can be substantial. At a minimum, even if the alleged bad person really is a subject, officers/deputies have handed him/her a civil cause of action for violation of civil rights. Any evidence, either relating to the crime for which the arrest was made or **any** collateral crimes may be inadmissible. Any statements the subject makes, even if advised of constitutional rights properly, may be suppressed. Wrongful entries should not totally invalidate the arrest for the original charge, but increasingly some courts hold that way. If officers/deputies are unable to get a "valid" consent, which can be hard to prove, then secure the premises and get a warrant.

5.00.030

GENERAL PROHIBITION AGAINST ENTRY INTO THIRD PARTY RESIDENCES: 10/92

If a subject goes into another (third person's) home, s/he has no reasonable expectation of privacy in those premises, but the third party does. If an officer/deputy invades a third person's home with or without an arrest warrant to apprehend the subject, the third party has a civil rights action. Any evidence of wrongdoing by the third person is inadmissible and probably anything the third person says, even if properly admonished, won't be admissible. Again, secure the premises and get a search warrant for the subject's body.

5.00.035

MISDEMEANOR PRESENCE RULE: 04/14

A police officer may arrest a person when there is probable cause to believe someone is committing or has committed a misdemeanor in the officer's presence. Exceptions to the misdemeanor presence rule are covered in RCW 10.31.100 that include:

1. Harm or threats of harm to persons (i.e., assaults).
2. Harm or the taking of property (i.e., thefts, vandalism).
3. Criminal Trespass.
4. D.V. crimes and Court Order violations.
5. Minor in possession or consumption of alcohol.
6. Indecent exposure.
7. Firearms on primary and secondary school premises.
8. Interference with a Health Care Facility.
9. Specific criminal traffic and boating offenses:
 - a. Hit and Run unattended.
 - b. Hit and Run attended.
 - c. Reckless driving or racing vehicles.
 - d. DUI.
 - e. Physical Control.
 - f. Driving while license is suspended or revoked.
 - g. Negligent driving 1st. degree
 - h. Boating recklessly or boating DUI.

5.00.040

FIELD RELEASE AFTER MISDEMEANOR ARREST (CITATIONS): 10/92

1. When deciding whether to book a subject into jail or make a field release via criminal citation, officers/deputies shall consider the following:
 - a. Satisfactory ID.
 - b. Ties to the community (i.e., work, school, home).
 - c. History of failure to appear (FTA).
 - d. Likelihood of harm to persons or property if released.
2. If the officer/deputy feels that the above criteria has been favorably met, a field release via criminal citation is recommended.

5.00.045

WARRANTLESS FELONY ARRESTS: 07/98

A police officer can arrest without a warrant if there is probable cause to believe that a felony has been or is being committed and the person sought has committed or is committing it. For the rules on how much force an officer/deputy can use, refer to GOM 6.00.000 (Use of Force) and RCW 9A.16, particularly 9A.16.040.

5.00.050

ARREST OR SEARCH WARRANTS, APPLICATION FOR: 12/14

Except for DUI investigations, deputies shall not apply for search or arrest warrants without approval from their supervisor.

5.00.055

SEARCHES: 07/17

Under the Fourth Amendment to the U.S. Constitution, "The right of the people to be secure in their persons, houses, papers, and effects, against unreasonable searches and seizures, shall not be violated, and no warrants shall issue, but upon probable cause, supported by oath or affirmation, and particularly describing the place to be searched, and the persons or things to be seized." Washington Constitution article I, section 7 states: "No person shall be disturbed in his private affairs, or his home invaded, without authority of law." Searches and seizures generally must be made pursuant to a warrant. There are, however, exceptions when searches and seizures may be made without warrants.

1. Definitions

- a. Community caretaking exception: A limited search initiated to provide aid or to protect property and not for criminal investigatory purposes.
- b. Consent search: A search conducted after a person with authority over the property to be searched knowingly and voluntarily agrees to waive constitutional protections.
- c. Custodial search or search incident to arrest: A search to prevent the concealment or destruction of evidence or to remove any weapons that the arrestee might use to resist arrest or affect an escape.
- d. Exigent circumstances: A search or seizure that takes place when there is probable cause to believe that delay in getting a warrant would result in the loss of evidence, escape of the suspect, or harm to police or public.
- e. Inventory search: A limited search of a properly impounded vehicle conducted according to department policy. (See GOM 9.04.065)
- f. Open view: The lawful viewing of contraband or evidence that is seen in, or from, an area open to public view.
- g. Pat-down frisk: A search of a person that is relatively non-intrusive, such as a pat-down for weapons during a brief investigatory stop.
- h. Plain view: The lawful viewing of contraband or evidence that is inadvertently discovered after making a lawful intrusion into a constitutionally protected area, such as a residence.

2. Consent Searches

- a. Deputies electing to search by consent shall have the consenting person sign the Consent to Search Form (KCSO B-123).
- b. The validity of the consent depends on consent being given voluntarily. Consideration of the intelligence and education of the person are scrutinized by the court, as are physical and mental coercion, exploitation and the authority of the person to give consent.
- c. Third party consents are valid under certain conditions.
 - Consent is valid if the third person has equal authority over the business or residence, and it can be concluded the absent person assumed the risk the business partner or cohabitant might permit a search.
 - Consent to search is not allowed if one cohabitant or business partner objects to the consent, even if the other person gives permission. Consent must be given by both people, if present.
 - Parents may consent to search a child's living area if the parents have routine access to the area and the child is not paying rent.
 - Landlords cannot give consent to search if a lease or rental agreement is still valid.

3. Open View/Plain View Doctrines.

a. Open View

- The open view doctrine provides that observations made from an area open to public view do not infringe on any privacy interests. To apply open view, the deputy must see the contraband or evidence in an area open to public view and not protected by the Constitution.

- Deputies are not allowed to enter a constitutionally protected area to recover contraband or evidence that is in open view. However, they can testify as to their observations. For example: If deputies see a marijuana plant growing in the window of a residence, they cannot enter the home, but have probable cause to obtain a search warrant.
- b. Plain View
- The plain view doctrine allows the seizure of contraband that the police inadvertently discover after making a lawful intrusion into a constitutionally protected area, such as a residence.
 - The key to the plain view doctrine is being in the protected place with permission on legitimate police business, or subject to an exception to the warrant requirement (such as an inventory search). Once the inadvertent discovery is made, deputies may seize contraband or evidence in plain view and have probable cause to obtain a search warrant for a more thorough search for additional contraband or evidence.
4. Pat-down Frisk
- a. The purpose and scope of the pat-down frisk is to discover weapons or other items which pose a danger to the deputy.
- b. For a deputy to frisk a suspect who has been stopped as a result of a reasonable suspicion of criminal activity, the deputy must:
- Have reason to believe that the suspect may be armed or dangerous, or
 - Be able to articulate the belief that their safety or that of others was in danger.
- c. The frisk for weapons is strictly limited to what is necessary for the discovery of weapons that might be used to harm the deputy or others nearby. Generally, the frisk must be limited to a pat-down of outer clothing. **In addition to the basis for the stop itself**, the deputy must have a sufficient basis to believe an individual is armed. This may include, but is not limited to:
- Prior knowledge that the suspect carries a concealed weapon, Example: A hazard flag, or warrant information, exists indicating the suspect carries a weapon.
 - Suspicious behavior, such as failure to comply with instructions to keep hands in sight, Example: Suspect reaches under vehicle seat despite instructions to the contrary.
 - Observations, such as suspicious bulges, consistent with carrying a concealed weapon or suspect has heavily sagging jacket pocket.
 - Prior knowledge, that the suspect is a verified member of a gang known to carry weapons.
- d. All frisks shall be made with decency.
- Suspects of the opposite sex should be frisked in the presence of another witness, whenever possible, and deputies shall explain the steps of the frisk to the suspect.
5. Search Incident to Arrest/Custodial Search
- a. The search may be made to recover any evidence on the arrestee's person in order to prevent its concealment or destruction. The search may include the area within an arrestee's immediate control **if and only** (a) the deputy has made a custodial arrest of the person; (b) the search proceeds without unreasonable delay, and (c) the deputy has a reasonable belief the passenger compartment contains evidence of (1) the crime(s) for which the deputies originally decided to make an arrest, or (2) any other crime(s) for which the deputies have developed probable cause to arrest before beginning the search of the passenger compartment.

- b. Vehicles: When an occupant of a vehicle is arrested, the passenger compartment and any unlocked containers in the vehicle may only be searched incident to arrest if the arrestee is unsecured and within reaching distance of the vehicle at the time of the search. Deputies may not keep an arrestee unsecured to justify a warrantless search. The presence of unsecured and non-arrested passengers does not justify a search of the vehicle incident to arrest of another occupant. A reasonable belief that evidence of the crime of arrest is in a vehicle is not a valid basis to search a vehicle without a warrant or consent.
 - c. Residence: When a person is arrested in a residence, deputies may search the limited area within the arrestee's immediate control. In addition, due to the risks posed by an in-home arrest, deputies may conduct a protective sweep of the residence to protect their own safety or the safety of others.
 - **Scope of a protective sweep:** A quick and limited search of only those spaces immediately adjoining the place of arrest from which an attack could be immediately launched. Deputies may not search other areas of the residence unless there are articulable facts to warrant a reasonably prudent officer to believe the area to be swept harbors an individual who poses a danger to those on the arrest scene. A general desire to ensure that there are no other individuals present is not sufficient to justify an extended protective sweep.
 - **Duration of protective sweep:** The sweep must last no longer than necessary to dispel the reasonable suspicion of danger or to complete the arrest, **whichever occurs first.**
 - d. All persons who are arrested and taken into custody shall be thoroughly searched.
 - This search shall be conducted as soon as possible after the arrest and before transporting the suspect(s).
 - Evidence of any crime discovered in the course of a valid custodial search may be used to support whatever subsequent charge is appropriate and will be admissible as evidence in court.
 - e. Suspects will not be searched by deputies of the opposite sex unless there is no deputy of the same sex reasonably available to conduct the search and there is a reasonable likelihood that the suspect possesses a weapon or other object capable of causing injury or facilitating an escape, or if the deputy reasonably believes that the suspect possesses evidence, which if not recovered immediately could be destroyed or lost.
 - The search shall be made with decency, in the presence of another witness whenever possible and deputies shall explain the steps of the search to the suspect.
6. Exigent Circumstances
- a. Police may conduct an immediate, warrantless search or seizure if there is probable cause to believe that delay in getting a warrant would result in the loss of evidence, escape of the suspect, or harm to police or public. Hot pursuit is an exigent circumstance.
 - Deputies are allowed to enter a home when the suspect retreats into the home or private area and there is reasonable fear of escape, destruction of evidence, or injury to police or public.
 - b. Criteria examined by the court.
 - Was the offense serious or one of violence?
 - Was the suspect armed?
 - Was the probable cause strong enough to believe the suspect committed the crime?
 - Was there strong probable cause to believe the person was on the premises?
 - Did the police identify themselves and give the suspect a chance to surrender prior to entry?

- Was there an ongoing investigation or decision to arrest prior to the suspect fleeing into the premises?
 - c. Exigent circumstances also exist if the police are responding to a domestic violence call. Entry can be made if a person's health, welfare, or safety is a concern.
7. Inventory Searches: (See GOM 9.04.065)
- a. If the vehicle is impounded, an inventory search shall be conducted to find, list and secure from loss property in the vehicle.
 - b. The inventory search is conducted to protect the vehicle owner's property, to protect law enforcement from false claims of theft, and to protect law enforcement from potential danger.
 - c. Deputies are not allowed to unlock containers, glove boxes, or trunks to search without a warrant or consent.
8. Community Caretaking Searches: Community caretaking exception: A limited search initiated for noncriminal investigative purposes (e.g., welfare checks, mental complaints/suicides, etc.) may be conducted to provide aid or protect property as long as it ends once the safety concern is resolved. During a community caretaking contact a deputy may:
- a. Request a citizen to take his/her hands out of his pockets and to keep his hands visible without converting the contact into a seizure or arrest; or
 - b. Take other protective measures if the citizen behaves in a way that causes a legitimate concern for deputy safety.

However, if evidence of a crime is observed during the contact, the deputy should obtain a warrant to pursue a criminal investigation after resolving the community care taking function.

5.01.000 PRISONERS

5.01.005

CUSTODY OF PRISONERS: 06/92

Deputies shall be responsible for prisoners and their property.

5.01.010

HANDCUFFING SUSPECTS: 05/09

1. Deputies shall handcuff suspects behind their backs or use "belly chains" when transporting prisoners unless doing so would endanger the health or safety of the suspect under the circumstances. Some circumstances may be:
 - a. Elderly person.
 - b. Very young person.
 - c. Disabled person.
 - d. Pregnant woman.
 - e. Exceptionally obese person.
2. Deputies shall double lock handcuffs unless circumstances prevent it (e.g., combative suspect).
3. Deputies shall never handcuff a suspect to themselves.

5.01.015

SPIT HOODS: 04/17

Spit hoods are temporary protective devices designed to prevent the wearer from spitting on others. Deputies may use a spit hood if a suspect is actively spitting on deputies or others, or the deputies have a reasonable belief that the suspect will spit on them or others.

1. When using a spit hood deputies shall:
 - a. Ensure that the spit hood is applied properly to allow for adequate ventilation.
 - b. Maintain observation of the suspect while the spit hood is worn.
 - The spit hood should be removed if there are any signs of respiratory distress.
2. Only clean spit hoods shall be used.
 - Deputies will not reapply a used spit hood. If a subsequent application is required for the same suspect, a new spit hood shall be used.
3. Spit hoods should not be used on suspects that are vomiting or bleeding significantly from their mouth, nose or head as it poses a risk of suffocation.
4. Deputies shall place used spit hoods in a plastic biohazard bag and dispose of in a biohazard waste receptacle.
5. Deputies will document the use of a spit hood in their incident report.

5.01.020

STRIP AND BODY CAVITY SEARCHES: 05/09

The rules governing whether a strip search may be conducted vary depending on whether the subject is in the field or is being booked into jail or held in a holding facility. Strip and body cavity searches are covered by RCW 10.79.060 through 10.79.170 and case law.

“**Strip Search**” means having a person remove or arrange some or all of his or her clothing to permit inspection of the genitals, buttocks, anus, or undergarments of the person or breasts of a female person.

1. Field Strip Searches:
 - a. Absence of exigent circumstances, deputies may not conduct strip searches in the field for evidence incident to arrest without a search warrant.
 - b. A search warrant for a residence or an arrest warrant for a suspect is insufficient to conduct a strip search.
 - c. Deputies must obtain a warrant that specifically permits conducting a strip search.
 - d. Supervisors must approve the request for a warrant, ensure one is obtained prior to the search and be present during the search.

2. Exigent circumstances:
 - a. Deputies may conduct a strip search in the field without a warrant when exigent circumstances exist:
 - A strip search is necessary to prevent an immediate threat to deputy safety.
 - A strip search is necessary to prevent immediate physical harm to the suspect.
 - b. Exigent circumstances do not exist when:
 - Deputies may easily observe a handcuffed suspect while deputies wait for a warrant.
 - If the property will not be destroyed or cause harm to the suspect.

3. Search conducted pursuant to a warrant:
 - a. A reasonable effort must be made to use other less intrusive means (e.g., a pat-down or clothing search.)
 - b. The person conducting the search for evidence shall be the same sex as the suspect.
 - c. The search shall be conducted in private.
 - d. No one may be present during or observing the search unless the person is necessary to conduct the search or to ensure the safety of those conducting the search.
 - e. If the suspect requests that some other person be present, and that person is readily available, the person may witness the search. In the event the suspect requests another person be present, both the suspect and other person shall sign a statement indicating such request.

4. Strip Searches at holding facilities or jail.
 - a. A strip search may be conducted without a warrant if the person is in custody at a holding facility or local correctional facility, if:
 - There is a reasonable suspicion to believe that a strip search is necessary to discovery weapons, criminal evidence, contraband, or other thing concealed on the body of the person, that constitutes a threat to the security of a holding facility or jail.

- There is probable cause to believe that a strip search is necessary to discover other criminal evidence concealed on the body of the person, but not constituting a threat to the holding facility or jail; or
 - There is a reasonable suspicion to believe that a strip search is necessary to discover a health condition requiring immediate attention.
- b. A strip search may be conducted without a warrant if reasonable suspicion is considered present when the suspect is under arrest for a violent offense, including the following:
- Any Class A felony (including any attempted Class A felony).
 - Criminal solicitation or conspiracy to commit a Class A felony.
 - Manslaughter in the 1st Degree or 2nd degree.
 - Indecent Liberties by Force.
 - Kidnapping 2nd Degree.
 - Arson 2nd Degree.
 - Assault 2nd Degree.
 - Assault of a Child 2nd Degree.
 - Extortion in the 1st Degree.
 - Robbery in the 2nd Degree.
 - Drive-by Shooting.
 - Vehicular Homicide or Vehicular Assault.
 - An offense involving escape, burglary or the use of a deadly weapon.
 - An offense involving possession of a drug or controlled substance.
- c. The suspect must be in custody at a precinct with a holding cell or jail holding facility. Storefronts or other King County Sheriff's office property that do not contain actual holding cells are not "jails or holding facilities" within the meaning of RCW 10.79.130.
5. A strip search may be conducted of an arrested person arrested for an offense other than the ones listed in paragraph 1(d) of this section, but only when there is a determination of reasonable suspicion or probable cause to conduct the search. In these cases:
- a. No strip search may be conducted without the approval of the jail unit supervisor or the arresting deputy's supervisor.
 - b. Reasonable, less-intrusive means have been used first.
 - c. A search must be based on consideration of all information known to the deputy authorizing the search including:
 - The nature of the offense.
 - The prior criminal history.
 - And whether the person was physically violent during or after the arrest.
6. Supervisor's role:
- a. Strip searches to search for evidence require prior approval of a supervisor.
 - b. The supervisor shall:
 - Be present at the location where the strip search for evidence is conducted.
 - Ensure a warrant is obtained or determine exigent circumstances were present to justify the search without a warrant.
 - Ensure there is reasonable suspicion for a search at a holding facility or jail.
 - Ensure the incident report contains the proper information.

7. Body cavity searches:
 - a. Body cavity searches shall be made only when justifiable and meet the requirements in RCW 10.79.
 - b. Body cavity searches require a search warrant.
 - c. A deputy who has probable cause to believe that evidence of a crime or a weapon or contraband is concealed in a suspect's body cavity must obtain authorization from a supervisor and obtain a search warrant.
 - d. Body cavity searches shall not be conducted by KCSO deputies.
 - e. The body cavity search will be conducted by medical personnel at the Harborview Medical Center or other medical facility.
 - f. A deputy of the same sex as the person being searched must be present during the search by the hospital personnel, and will be responsible for preparing the necessary documentation required under the reporting section of this policy.

8. The incident report for strip or body cavity searches shall include:
 - a. The offense(s) for which the person was arrested.
 - b. The specific facts regarding the search warrant or exigent circumstances.
 - c. The name and serial number of the supervisor authorizing the search
 - d. The name and serial number of the deputy conducting the search
 - e. The name(s) of all other persons present during the search
 - f. The time, date, and place of the search, and
 - g. Any weapons, evidence, contraband, or other thing, or health condition discovered as a result of the search.

5.01.025

SUSPECT RIGHTS: 06/15

1. Deputies interrogating a suspect shall:
 - a. Advise the suspect of his/her "Miranda" rights from the department issued card (KCSO C-160 and obtain a waiver before asking any questions.
 - The card shall be in the deputy's possession while on duty and when testifying.
 - b. Include the Juvenile Warnings, if necessary.
 - c. Not include the rights in incident or follow-up reports.
 - It is sufficient to state, "I read the suspect his/her legal rights from my department issued rights card"

2. Deputies arresting but not interrogating a suspect shall:
 - a. Advise the suspect of his/her right to a lawyer and if they are unable to pay for a lawyer, one will appointed without charge.
 - b. Not include these rights in incident or follow-up reports.
 - It is sufficient to state, "Advised suspect his/her right to a lawyer."

5.01.030

ARREST, BREATH TESTS: 06/92

1. Deputies making a felony arrest shall attempt to administer a breath test for intoxication when the suspect's intoxication:
 - a. Is an element of the crime.
 - b. Can be a defense.
2. In all such cases, the alcohol report shall be included in the case packet.

5.01.035

FINGERPRINTING/PHOTOGRAPHING SUSPECTS: 03/19

1. Prior to releasing any adults or juveniles arrested and taken into custody for a felony or gross misdemeanor, deputies shall collect fingerprints and photographs (RCW 43.43.735 (1)) at a precinct or storefront. Fingerprints and photos need not be collected when the individual is being booked into a detention facility for the same charge(s).
 - a. Deputies shall fingerprint and photograph individuals as soon as possible following arrest.
 - b. Deputies shall use a Livescan to collect fingerprints and transmit them to King County Regional AFIS for identification and forwarding to WSP and the FBI.
 - Mobile ID transactions are intended for quick identifications, but do not satisfy the fingerprinting requirement under RCW 43.43.735.
 - Palm Prints shall be collected on Livescans with that capability.
 - Deputies shall populate all available charge and demographic data, including case or citation number.
 - Disposition forms will print out after completion of the fingerprint record. These forms shall be mailed to the appropriate court jurisdiction in order to complete criminal history (rap sheet) reporting.
 - c. Photographs shall be taken using a CRIMES workstation, and stored in the appropriate segregated adult or juvenile database.
 - Where no CRIMES workstation exists, a digital camera may be used until the image can be uploaded into CRIMES.
 - The photographs shall consist of one (1) front view and one (1) side view. If the subject wears glasses, take photos with and without the glasses.
 - d. Releasing a suspect arrested for a felony or gross misdemeanor without fingerprinting or photographing shall be approved by a supervisor.
 - The reason for the release shall be noted in the incident report.
2. Deputies are encouraged, but not required, to fingerprint and photograph adults and juveniles arrested and released for misdemeanor crimes.

5.01.040

SUSPECT IDENTIFICATION ONE-ON-ONE: 09/10

When a possible suspect is detained near a crime and a one-on-one identification is considered, the following guidelines shall apply:

1. Deputies shall have a reasonable suspicion for the initial stop and detention.

2. The one-on-one should occur in a timely manner.
 - One-on-ones occurring less than an hour after a crime are generally considered reasonable.
3. If no probable cause exists, the length of the detention should be brief.
 - The suspect shall remain at the scene while the witness is transported to their location.
4. The one-on-one shall not be unnecessarily suggestive.
 - a. Deputies shall not influence witnesses by hinting that they have caught the suspect or advising the witnesses of additional facts that suggest the person is the suspect.
 - b. Deputies shall not ask witnesses leading questions (i.e., "Isn't this him?").
 - c. Deputies shall not expose witnesses to police conduct that suggests that the right suspect is in custody.
 - The suspect should not be handcuffed when viewed.
 - d. One-on-ones shall be conducted independently and out of view of other witnesses.
5. The one-on-one shall be conducted as follows:
 - a. The witness should have a full length, close up view of the suspect.
 - Visual shortcomings should be documented.
 - b. Deputies shall be certain that the witness has carefully looked at the suspect.
 - c. Deputies shall be polite but firm with witnesses who try to hurry through a one-on-one.
 - d. Deputies shall record a witness' identification regarding similarities or dissimilarities (i.e., physical appearances, clothing, vehicle, etc.) and the level of confidence of the identification.
 - e. Deputies shall seize the clothing if it matches the witness' description.

5.01.045

TRANSPORTING PRISONERS: 07/10

1. Prior to transporting, deputies shall be responsible for removing weapons, evidence and contraband from prisoners.
2. After transporting, deputies should inspect their vehicles to see if any weapons, evidence, contraband or personal property have been left by the prisoner(s).
 - Recovered weapons, evidence, contraband or personal property will be handled according to department procedures.
3. Prisoners should be transported in vehicles equipped with "silent partners".
 - Supervisors shall decide when more than one deputy is needed to transport a prisoner.
4. When transporting prisoner without a "silent partner" the prisoner should be placed in the rear seat on the passenger side and a second deputy will sit behind the driver.
5. Prisoner should be transported to detention facilities as soon as practical and without delays en route.
6. When transporting a prisoner deputies should not be diverted to any other law enforcement activity unless there is an emergent need.

7. Deputies shall immediately notify the Communications Center of their beginning mileage and ending mileage and intended destination when transporting a prisoner of the opposite sex.
 - Deputies shall advise the Communications Center of any changes or time breaks.
8. Deputies should not transport males and females together.
9. Deputies should not transport adults and juveniles together.
10. Deputies should not transport subjects together that have been involved in a domestic violence incident.
 - If both parties are arrested, they should be transported separately.
11. Communications between a prisoner and attorneys or others should not take place while a prisoner is being transported.
12. If a prisoner escapes custody, the deputy(s) shall notify communications and an attempt to recapture the prisoner.
 - a. Deputy(s) shall notify the on-duty supervisor and request other units to establish a perimeter and conduct a search.
 - b. A detailed report shall be completed documenting the circumstances of the escape
13. When transporting a prisoner that is considered an unusual security risk, the appropriate facility shall be notified.
14. When transporting from a facility deputies shall:
 - a. Confirm the identity of the person(s) to be transported (i.e., booking photo).
 - b. Receive prisoner documentation from the facility which may include:
 - Warrants.
 - Transport Orders.
 - Medical records.
 - Officer safety or escape risk information.
 - Any other related paperwork.
15. Upon arrival at a facility, deputies shall:
 - a. Secure their firearms.
 - b. Remove restraints when in a secure area or when advised by facility personnel.
 - c. Advise facility personnel of any security issues or medical conditions.
 - d. Deliver documentation to the receiving personnel and if needed receive documentation confirming the transfer of custody.

5.01.050

TRANSPORTING DOUBLE-RESTRAINED SUSPECTS: 05/95

Transporting "double-restrained" suspects may pose serious and unpredictable health hazards and is strongly discouraged. If no other reasonable mode of transportation exists, deputies making such transports shall comply with the following procedures.

1. For purposes of this policy:

"Double-restrained" means restraining a person with the wrists secured in the back and the ankles bound together. The ankles and wrists are then secured closely together.

2. If double-restraining a suspect becomes necessary, deputies shall:
 - a. **Always** remain physically present with the suspect until released from the double-restrained position. This includes, but is not limited to:
 - In the police vehicle.
 - In the field.
 - In holding cells.
 - In interview rooms.
 - Awaiting medical treatment unless relieved by approved jail personnel.
 - b. **Immediately** advise the on-duty supervisor.
 - c. Never place a person who has been pepper sprayed on his/her stomach while double-restrained.
 - Deputies should inform the Jail if a person has been pepper sprayed.
 - d. Always make double-restrained transports with another deputy.
3. The second transporting deputy shall:
 - a. Always have a clear and unobstructed view of the suspect.
 - b. Always monitor the suspect's condition (e.g., talk with the suspect, etc.).
4. The on-duty supervisor shall:
 - a. Respond to the scene if necessary.
 - b. Determine if there is an alternative mode of transportation rather than transporting the suspect in the double-restrained position.
 - If none exists, the transport shall be made with at least two (2) deputies.
5. If the suspect's condition appears to deteriorate, the deputies shall:
 - a. Immediately stop and radio for aid.
 - b. Un-restrain the suspect if necessary.
 - c. Render appropriate first aid.
 - d. Notify the on-duty supervisor.
 - e. Comply with GOM 5.01.065 (Emergency Hospitalization for Injured Prisoners).

5.01.055

TEMPORARY HOLDING OF PRISONERS: 02/21

1. Temporary detention rooms are used for short term holding of adults and juveniles in police custody for criminal offenses prior to release or booking.
 - Detainees shall not be detained in any other room unless they are under the constant supervision of a deputy.
2. Temporary detention rooms shall be:
 - a. Equipped with a locking door.
 - b. Well lighted and clean.
 - c. Void of items that may be a safety hazard to detainees or deputies.

3. Detainees shall be provided access to water, restrooms, and reasonable needs during temporary detention.
4. Deputies are authorized to use the temporary detention rooms at their discretion. Detainees that have been physically combative towards the police should generally not be transported to any temporary detention rooms/areas. These individuals should be taken directly to a King County Correctional Facility (KCCF or NMRJC).
5. All deputies will practice good weapon security tactics whenever contacting a person being detained or when a detainee is being moved through a facility.
6. Whenever a deputy is securing or contacting a detainee in a temporary detention room, conducting a breathalyzer exam, or fingerprinting a detainee, the deputy's weapon shall be secured in a lock-box before entering.
7. Unless in an emergency, detainees shall not be handcuffed to an object not designed for the purpose of handcuffing.
8. Temporary detention areas, BAC rooms, and sally ports are not equipped with duress alarms.
 - a. Deputies shall have a police radio with them at all times when contacting a detainee at any KCSO facility.
 - b. In case of an emergency, the deputy shall broadcast a request for assistance or depress the "emergency button" on the police radio.
9. Whenever a detainee is being escorted through any portion of a KCSO facility, the detainee should be handcuffed. Deputies may:
 - a. Use discretion in continuing the use of handcuffs while the detainee is in a temporary detention room.
 - b. Use discretion in continuing the use of handcuffs during an interview.
 - c. Remove handcuffs in other areas of the police facility in order to accomplish specific tasks that require the detainees to use their hands.
10. Each deputy is responsible for ensuring detainees are searched prior to being placed in a temporary detention room.
 - Deputies shall remove all property from the detainee, including the detainee's belt and shoes.
11. Each deputy is accountable for the detainee(s) they bring in. Responsibility for the detainee may be transferred to another deputy by mutual agreement of both deputies.
12. All detainees will be monitored while in police custody. A face-to-face visual check of the detainee shall occur at a minimum of every thirty (30) minutes.
13. The King County Sheriff Holding Cell Register is filled out for each detainee that is brought to a temporary detention room. This form documents general information pertaining to the detainee and their processing such as:
 - a. Date and time.
 - b. Charges.
 - c. Actions taken, and
 - d. Final disposition.
14. Place each detainee's property in a paper bag and print the detainee's name on the bag.
 - a. Ensure the property is transported with the detainee.
 - b. If the property is not transported, complete a Safe Keeping Only incident report, complete a Custodial Property Summary, and log the property in the evidence room.
15. Detainees are only to be held for the period of time necessary to perform an interrogation, prepare necessary documentation for booking or release, or provide for transportation to a holding facility when necessary.

- Detainees shall not be held longer than six (6) hours without supervisory approval.
16. Juvenile detainees shall remain separated by sight and sound from adult detainees at all times.
 17. Female detainees should remain separated by sight and sound from male detainee at all times.
 18. Only authorized persons have access to the area containing the temporary detention rooms.
 - a. Detainees shall not be allowed visitors while being detained at any temporary detention room or area.
 - b. It may become necessary to provide legal counsel access to a detainee while he/she is still in police custody.
 - This shall only occur with approval from the on-duty supervisor.
 19. Detainees shall be secured and monitored while being processed and placed into a detention room to prevent the detainee escaping.
 20. Deputies and supervisors may consider using audio and/or visual devices to monitor detainees between the thirty (30) minute face-to-face observations.
 21. At the beginning of each shift a supervisor shall check all holding cells, interview rooms and the holding cell log to ensure compliance.

5.01.060

INTERVIEW ROOMS: 06/10

1. Before placing a suspect in an interview room, deputies or detectives shall verify that the suspect has been thoroughly searched for weapons and/or contraband.
2. Any deputy or detective that places a suspect into any interview room is responsible for monitoring that suspect while inside the room.
 - a. A suspect will not be left alone in an interview room that is not designed to prevent escape.
 - b. See GOM 12.07.000 (Juvenile Contacts) for using interview rooms with juveniles.
3. If the interview room is not in a secure holding area, the decision to wear a weapon during an interview is that of the individual deputy or detective.
4. If a deputy or detective chooses not to wear a weapon during an interview they must lock their weapon in a secure place.
5. Officer safety shall be considered the priority when making the decision whether or not to handcuff a suspect while they are being actively interviewed.
 - This decision is left to the individual deputy or detective.
6. The number of deputies or detectives in the interview room during an interview is discretionary and should be determined by weighing the officer safety risks.
7. Each deputy or detective shall have immediate access to their individual portable radio inside an interview room should no other method exist for summoning assistance.
8. Some interview rooms within the department are equipped with a video monitoring system.
 - a. Deputies and detectives have the option to utilize these cameras.
 - b. Recording of interviews shall meet the state legal requirements and department policy.
9. All interview rooms should be maintained in a clean and orderly condition.
 - Any necessary item for the interview may be brought into the room for that interview, but then removed when the interview is complete.

10. Subjects will reasonably be allowed access to restroom facilities. Deputies or detectives will escort subjects to and from restroom facilities safely and securely.
11. During an interview, deputies or detectives will make attempts to address any reasonable requests by the subject such as water or health issues.
12. The deputy or detective having custody of a subject is responsible for safely evacuating that subject from any department facility in the event of an emergency.

5.01.065

GUARDING SUSPECTS: 06/92

Deputies, who are assigned to guard suspects, shall:

1. Always remain with the suspect.
2. Secure and retain evidence found on the suspect's person.
3. Accompany the suspect during transportation to the hospital.
4. If hospitalized, immediately advise the appropriate supervisor of the suspect's condition.
5. Obtain clothing from injured suspect at the hospital.
 - List the names of hospital attendants taking clothing or any other evidence from the suspect, and properly mark the clothing or other evidence and appropriately secure it.
6. If the suspect is dead, do not remove the clothing or other personal effects from the body.
 - The assigned detectives should secure these items from the hospital or from the Medical Examiner.
7. Instruct hospital attendants not to release any property of the dead person to anyone other than the Medical Examiner or Sheriff's Office personnel.

5.01.070

PRISONERS, COURT TRANSPORTATION: 05/09

1. Deputies transporting prisoners from the jail to a court shall confirm their identity.
2. Deputies transporting prisoners from the jail to a court shall not allow the prisoner to make any contact with anyone other than the defense or prosecuting attorneys.
3. The prisoner shall be:
 - a. Seated at a location separate from spectators and shall be kept under constant observation.
 - b. Thoroughly searched when returned to jail.

5.01.075

EMERGENCY HOSPITALIZATION FOR INJURED PRISONERS: 07/16

Emergency hospitalization of injured prisoners shall be handled as follows:

1. Deputies shall comply with the transportation and hospitalization recommendations of medical aid units and advise the supervisor of the prisoner's medical status.
 - Seriously injured prisoners shall be transported by aid car, ambulance, or medical helicopter.
2. In non-life-threatening situations, when possible, prisoners should be taken to Harborview Medical Center (HMC).

- If the medical aid personnel state it's unnecessary to transport the prisoner by aid car, ambulance, or medical helicopter, deputies may transport the prisoner themselves with supervisor approval.
3. Deputies shall either follow or ride with the aid personnel to the destination.
 - Deputies should only ride with aid personnel when necessary (i.e., Dying Declarations, etc.).
 4. Deputies shall arrange to meet the medical helicopter at HMC.
 - If necessary, request SPD to meet the helicopter and stand guard until one of our deputies arrive.
 5. Prisoners held on felony warrants or filed felony charges, if admitted to HMC, shall be booked "in absentia."
 - Deputies shall notify the jail and arrange to be relieved of guard duty by jail personnel as soon as possible.
 6. Prisoners held on misdemeanors, misdemeanor warrants, or un-filed felony charges, if admitted to HMC, shall be guarded by deputies from the arresting Precinct until the prisoner is booked into jail, a citation is issued or felony charges are filed.
 - a. When a prisoner is booked on a misdemeanor or un-filed felony charges and then later must be admitted to a hospital, it will be the responsibility of Precinct where the crime occurred to provide the guard until the prisoner is re-booked into jail, felony charges are filed, or a citation is issued and the prisoner is released.
 - b. Supervisors shall have the discretion whether to guard and book, cite, or take other appropriate action (i.e. release at a medical facility) against the prisoner involving misdemeanors, misdemeanor warrants, or un-filed felony charges, except for cases which require mandatory booking such as Domestic Violence.
 - c. If a decision is made to release a prisoner from custody at a medical facility, the deputy shall contact medical personnel and advise her/him of the reason for bringing the prisoner to their facility and provide any background information on the prisoner.
 - The deputy should advise medical personnel that the prisoner is being released and will not be guarded.
 7. Deputies taking prisoners to HMC shall take them to the Emergency Room and have them examined by a doctor unless a court order directs otherwise.
 - If the prisoner refuses treatment or is medically discharged from the hospital, the deputy shall obtain a written release from the doctor indicating the refusal or the discharge approval and book the suspect into jail.

5.01.080

GUARDING PRISONERS AT MEDICAL FACILITIES: 09/03

Deputies are occasionally called upon to guard prisoners in hospital or medical settings. The mission of deputies so assigned is to ensure the security of the prisoner, prevent his/her escape and to ensure the safety of medical staff and other civilians. For the purposes of this policy, all prisoners who are under guard by KCSO deputies will be considered as being at risk for escape or endangering others.

1. Physical restraints will be applied at all times unless the hospital medical staff determines restraints will interfere with treatment.

2. Locking hospital restraints may be used in lieu of handcuffs but must be applied by the deputy.
 - Hospital staff will provide instructions in their use.
3. If hospital restraints are used, no less than two point restraints will be used, i.e., one arm and opposite leg.
 - a. Additional restraints may be applied for security reasons if the prisoner is deemed to be at added risk of escape.
 - b. Hospital medical staff may supervise the application of the restraints.
4. Before any restraints are to be removed, contact the shift supervisor for further instructions.
5. The shift supervisor will discuss the situation with the doctor/nursing staff to further determine the circumstances and if restraints can be safely removed.
6. The shift supervisor and the medical staff will make the final determination and so advise the deputy.
7. The guarding deputies shall:
 - a. Notify hospital medical staff that the prisoner is a risk for safety or escape and restraints must be applied.
 - b. Conduct a further search of the prisoner and remove any contraband found.
 - c. Conduct a security search of the room, bed, closets etc. and ensure that no contraband or weapons are available.
 - d. Notify hospital security of your location and the status of your prisoner.
 - e. Assume a post inside the door of the room keeping the prisoner under observation at all times.
 - f. Physically check the prisoner's restraints on a frequent but irregular basis.
 - g. Brief relief deputies on the current status of the prisoner.
 - h. Not allow phone calls with the exception of calls made to the prisoner's attorney.
 - If a call to an attorney is to be made, the deputy will verify the number via the phone book and then place the call him/herself, allowing the prisoner to speak only after satisfying him/herself that it is the attorney on the phone.
 - i. Not allow personal visits.
 - Exceptions may be made only by the shift supervisor under such conditions as the prisoner is close to death or other conditions exist.
 - j. Not allow gifts, flowers or other items to be given to the prisoner.
 - k. Examine all meal trays to ensure that potential weapons are not present, including forks or knives.
 - l. Ensure the security of items that could be used as weapons, i.e., scissors, scalpels, etc. and account for each, when medical procedures are being done by medical staff.
 - m. Accompany the prisoner at all times, when the prisoner has to be moved to another area for x-rays or other treatment, maintaining the prisoners in restraints if medically possible.
 - If it is medically impossible for the deputy to remain in the room with the prisoner the deputy must determine exits from the room and arrange to keep the prisoner under visual surveillance at all times if possible.
 - If there is a conflict with medical staff regarding restraints or other security issues the deputy should refer the matter to the shift supervisor for resolution.
 - n. Secure the discharge papers and transport the prisoner to the King County Jail for booking, when the prisoner is released from medical treatment.

8. The oncoming deputy will physically view the prisoner to familiarize him/herself with the prisoner and will physically check the application of the restraints.
 - If hospital restraints are used, the key to the restraints will be transferred at this time.

5.01.085

WARRANT SERVICE: 12/16

1. Deputies will follow all statutory and case law guidelines when executing warrants.
2. Commissioned deputies on this department shall take into custody any and all persons named in any arrest warrant from King County District Court, Superior Court, Municipal Court of a Contract City and other jurisdictions that will extradite from the King County Jail.
 - a. All subjects with out of state fugitive warrants that are extraditable will be taken into custody provided the wanting agency confirms the warrant and is willing to extradite.
 - b. Certain persons are immune from certain aspects of criminal process. Whenever a situation arises in which immunity is claimed, and the deputy is in doubt, refer to GOM 5.06.000 for diplomatic immunity.
3. Deputies, when executing warrants, shall use only that amount of physical force necessary to achieve the arrest or seizure. If necessary, deputies may frisk, handcuff and place the individual in the rear of a police vehicle until information regarding the warrant is confirmed.
4. When executing arrest warrants, deputies shall:
 - a. Verify all warrants with Data Control before transporting the subject.
 - Deputies must have reasonable, articulable grounds to believe that the contacted subject is in-fact the person named in the warrant.
 - b. Comply with warrant instructions listed in WACIC.
 - c. Notify Data prior to arrival at the jail, so Data can fax the warrant to the Jail.
 - d. Advise the Jail when the prisoner has warrants from multiple jurisdictions.
 - Write "Subject has other outstanding warrants on file in WACIC" on the booking sheet.
 - Data shall notify each agency that has an outstanding warrant on the prisoner.
5. Except for certain contract cities, when other law enforcement agencies within King County advise that they have a King County warrant subject in custody and request a field contact for exchange, the Data Control Operator shall decline the request.
 - Data Control has a list of the contract cities exempt from this policy.
6. Requests to pick up subjects with King County warrants, or those for which we are responsible, may be honored in the case of persons being released from city jails (inside King County) after having completed a sentence there. These requests will be routed to the Warrants Unit supervisor to arrange for pickup during normal business hours.
7. Deputies making other agency warrant arrests should follow the warrant instructions listed in WACIC.
 - a. Data will confirm the warrant from the other agency and advise where to book the subject.
 - b. If not arrested, the suspect shall be advised to contact the appropriate court.
8. The Criminal Warrants Unit normally pick up all prisoners being detained in a jail outside King County who meet the out of county requirements.

- Patrol should not normally be dispatched to meet with agencies from outside King County for the purpose of warrant exchanges.
9. Subjects with extraditable warrants shall not be released in the field by deputies without prior consent by a supervisor.
 10. Subjects with extraditable felony, DUI or any DV related warrant shall not be released in the field without the prior consent of a captain or above.
 11. Anytime a warrant is not served and the subject is released in the field, an incident report will be written detailing the circumstances of the arrest, and noting the reason for not booking the subject, including the name of the supervisor authorizing the release.
 - a. The incident report should be titled "Criminal Warrant", felony or misdemeanor, with the appropriate 503 or 504 disposition code.
 - b. If naming the warrant subject in the incident report would jeopardize the safety of the individual, then he/she will be taken to a precinct and a Confidential Informant file will be started, with the assistance of the S.E.T. units. The C.I. number will be used in place of the subject's name.
 12. If prisoners are taken to Harborview Medical Center for treatment GOM section 5.01.065 will be followed. Provisions of this manual section will still apply.
 13. The subject will be advised to appear in court as soon as possible to quash the warrant if released in the field.
 14. Except for Warrant Unit detectives, field deputies transporting a prisoner(s) arrested for a warrant by another agency, an incident report will be completed. The report will include:
 - a. The name of the arresting officer and agency.
 - b. The date, time and place of arrest.
 - c. The name of the prisoner(s).
 - d. The reason for the transport (Warrant, Court Oder, Writ, etc.)
 - e. The name and serial number of the transporting deputy (if other than the arresting/reporting deputy).
 - f. The incident report will be cleared with a 559-E.

5.01.090

EXTRADITIONS: 02/21

The Criminal Warrant Unit shall be responsible for extraditions. All extraditions shall be scheduled by the fugitive detective. All extraditions requiring commercial air travel shall follow the Transportation Security Administration (TSA) regulations.

1. Firearms shall be carried during all extraditions.
 - See GOM 7.05.050 (Carrying Firearms on Airlines.)
2. Only commissioned deputies who have completed a TSA "Law Enforcement Officer Flying Armed Course" are allowed to extradite prisoners on commercial airlines.
3. All aircraft extraditions require a minimum of two (2) deputies.
4. Extraditions that are anticipated to be completed within fourteen (14) hours or less shall be completed in one (1) day.
5. Extraditions over fourteen (14) hours will be completed in two (2) days.
6. Extraditions to the Eastern Time zone require three (3) days for completion.
7. Whenever possible, the most direct contract flights available shall be used when extraditing prisoners.
8. At least one deputy should be of the same sex as the prisoner.
9. Deputies assigned to an extradition shall:

- a. Present a professional appearance and favorably represent the department.
 - Shorts, T-Shirts and other casual wear are not acceptable.
 - The fugitive coordinator will advise deputy(s) handling extradition of other special attire or equipment needs.
 - b. Present a department identification, driver's license and badge to the airline agent at least one (1) hour prior to departure time.
 - Department identification shall be credentials that include a clear full-face picture, the signature of the armed law enforcement officer, and the signature of the authorizing official of the agency.
 - A badge, shield or similar device may not be used or accepted, as the sole means of identification, but is required to aid in public identification if necessary.
 - c. Ensure the prisoner is seated between themselves and the window unless otherwise directed by the flight crew.
 - d. Ensure the prisoner is under control at all times while aboard the aircraft.
 - The prisoner will be restrained from full use of his or her hands by an appropriate device that provides for minimum movement of the prisoner's hands.
 - "Leg Irons" will not be used aboard the aircraft.
10. In the event of any flight cancellations, missed flights and/or problems with prisoner custody, deputies will contact the fugitive detective or Criminal Warrants Unit Supervisor to make needed arrangements.
11. Any request to extend the timing of an extradition for personal business shall be at the discretion of the department, and must not result in any additional cost to the department.
12. Hours of work and pay for extraditions are covered in the KCPOG collective bargaining agreement.
13. Expenses for extraditions shall be reimbursed according to GOM 4.02.000 (Travel and Expense Guidelines.)

5.02.000 HANDLING CITATIONS AND NOTICE OF INFRACTIONS

5.02.005

INTRODUCTION: 02/10

Washington State law requires accountability for all Citations and Notice of Infractions issued to the Sheriff's Office. This accountability is maintained from the time the Citations and Notice of Infractions (NOIs) are received by the Sheriff's Office until they are either delivered to the courts, returned or are voided. This policy is intended to instruct deputies on what to do when issued books of Citations and NOIs.

5.02.010

ISSUANCE OF CITATIONS/NOI'S: 02/10

1. Citation/NOI books are obtained from PMU.
2. Citation/NOI books are to be locked in a secure location at each Precinct or other work site.
3. Citation/NOI books shall only be issued by a supervisor.
4. When a deputy "checks-out" a new Citation/NOI book, he/she shall:
 - a. Physically inspect the book to insure all twenty-five (25) citations are there, and they are correctly numbered.
 - b. Tear-off the citation book receipt cover and legibly print their name, personnel number, assigned unit, date, and the starting and ending Citation/NOI numbers.
 - c. Give the receipt cover to the issuing supervisor.
5. Issuing supervisor shall:
 - a. Legibly print his/her name and personnel number on the book receipt cover.
 - b. Complete the "Uniform Criminal Citation Book Issue List" or the "Uniform Infraction Notice Book Issue List" including the required information (i.e., issued to, personnel number, date issued, and issued by).
 - c. Place the Citation/NOI book receipt cover into the Law Enforcement Agency (LEA) copy slot or box in the precinct report writing room (or similar room at other work sites).

5.02.015

HANDLING CITATIONS/NOI'S: 02/10

1. When a Citation/NOI is completed, the deputy shall log the issuance on the "Citation/NOI Issue Record" (attached to the citation book), and in their deputies notebook.
2. Deputies shall ensure that the original is turned-in to the appropriate court box.
3. The "LEA copy" on all Citations/NOIs shall be forwarded to the Records Unit by all deputies, sergeants, etc.
 - This is the law enforcement agency copy not the member's personal copy.
4. The "LEA copy" shall be turned-in to the "LEA copy" slot or box in the report writing room (or similar room at Special Operations or other work sites).
 - The "LEA copy" shall not be attached to any paperwork or kept by the member.
5. Citations/NOIs should not be given to another member nor should members share citations if they run out.
6. The member originally issued Citations/NOIs are ultimately responsible for their accountability.

7. All damaged Citations/NOIs and any unused Citations/NOIs shall be returned to the Property Management Unit.
 - PMU shall provide a quarterly written record of all destroyed Citations/NOIs to the Records Unit.
8. All voided or un-prosecuted Citations/NOI's shall be handled as instructed in G.O. 5.02.025 and 030.
9. Upon completion of the Citation/NOI Cover Log (C-157b), the member will send the cover log to the Records Unit.

5.02.020

MISSING CITATIONS/NOI'S: 02/10

1. When the Records Unit discovers a missing Citation/NOI, they will complete and send out a form to the Operations Captain at each precinct or other work site, requesting the missing Citation/NOI information.
2. This form will require the following information:
 - a. Citation/NOI number.
 - b. The date it was issued.
 - c. The defendant's name.
 - d. The name of the court into which it was written.
3. The captain shall review the report and assign it to the appropriate shift sergeant who supervises the deputy or directly to the sergeant if it is his/her missing Citation/NOI.
4. The sergeant will ensure that the form is given to the member in a timely-manner, and the required information is completed on the form, before returning it to the captain.
 - The captain will go directly to a sergeant if the missing citation/NOI was issued to the sergeant.
5. The captain will review the form for completeness, and ensure its return to the Records Unit within two (2) weeks of the original receipt.
6. Citation/NOIs that cannot be accounted for will be reviewed for consideration of corrective action.

5.02.025

RETURNING UNPROSECUTED CITATIONS WITH CASE NUMBERS: 08/95

1. If a request for more information is received, deputies shall provide the information or material requested by the deputy prosecutor and resubmit the citation, including:
 - a. A copy of the completed Follow-up Report (KCSO Form #B100a);
 - b. A copy of the request; and
 - c. Copies of supporting paperwork or documents.
2. If the request is not practical, members shall return the packet to their supervisor with a written explanation, on an Officer's Report clearly marked "Non-Disclosure", as to **why** they were not able to complete the request.
 - a. Lengthy efforts to contact witness, locate evidence, etc. shall be recorded on a Follow-up Report.
 - b. A copy of the Follow-up Report shall be submitted to the deputy prosecutor along with the original request.

3. The supervisor shall determine if the request can be handled by the originating member or another department member. If not, the supervisor shall return the packet and written explanation to the deputy prosecutor.
4. If a DECLINE or DISMISS form is sent by the deputy prosecutor and the citation cannot be re-filed or prosecuted, deputies shall:
 - a. Write the case number and the abbreviation for Exceptional Clearance (E/C) in the upper right corner of the DECLINE/DISMISS form.
 - No Follow-up Report is necessary.
 - b. Submit the form and any originals of supporting paperwork for supervisor approval.
 - c. Not void the citation.
5. Once approved, the supervisor shall forward all originals to the Records Unit.

5.02.030

VOIDING UNPROSECUTED CITATIONS WITHOUT CASE NUMBERS: 10/92

Upon receiving an un-prosecuted citation from the Prosecutor that needs to be voided, members shall complete an Officer's Report (KCSO Form #C-102).

1. Provide any information requested by the Prosecutor and resubmit the citation with a copy of the Officer's Report, copy of the insufficient referral notice, and other copies of supporting paperwork to the court.
2. If the citation cannot be re-filed or prosecuted, void the citation and the report should read:

"Citation # _____ dated _____ was returned by DPA _____ of _____ Court on date _____ because _____ (the victim declined prosecution, suspect has left the state, insufficient evidence, etc.). No further action is possible at this time. The citation has been voided and supporting documents are attached for filing."

- a. "VOID" shall be written in large letters diagonally across the front of all available copies of the citation.
- b. The citation and Officer's Report shall be approved by the supervisor.
 - Once approved, the supervisor shall forward all originals to the Records Unit.

5.02.035

VOIDING UNISSUED CITATIONS/NOIs WITH OR WITHOUT CASE NUMBERS: 10/92

Members shall complete an Officer's Report whenever an un-issued citation/NOI has been written in error.

1. **All** copies of the citation/NOI must be retrieved.
2. Void the citation/NOI and the report should read:

"Citation # _____ was voided because _____ (state the mistake). All copies of the citation/NOI have been attached for filing."

- a. "VOID" shall be written in large letters diagonally across the front of all copies of the citation/NOI.
- b. The citation/NOI and Officer's Report shall be sent to the Records Unit via the appropriate Precinct/Section Commander.

5.02.040

RECORDS UNIT RESPONSIBILITIES: 03/09

The Records Unit:

1. Enters the Citation/NOI in a database and stores the LEA copy of Citations/NOIs.
2. Conducts a monthly audit of Citations/NOIs to ensure accountability.
3. Sends out a missing Citations/NOIs form to the deputy responsible for the missing Citation/NOI.

5.03.000 MASS ARREST SITUATIONS

5.03.005

INTRODUCTION: 01/08

Mass arrest situations can quickly become extremely dangerous if not effectively controlled from the beginning. Therefore, deputies should be sensitive to the emotional issues and public attention that will focus on our response. Unbiased and professional behavior must be displayed at all times. This is particularly necessary in situations when demonstrators intend to be arrested to gain media attention. Although many arrests may be made during these situations, each of these arrests must be treated as a separate crime and the case **must** be prepared to be presented at a criminal trial, as an individual event. The arrest must be based upon **probable cause** and care must be taken to assure that the suspect can be individually identified at any future court proceedings and that the documentation of the event contains sufficient **specific** information to assure a conviction of this person for a specific crime. This policy is intended to assist deputies/Demonstration Management Team (DMT) personnel when dealing with mass arrest situations.

5.03.010

NOTIFYING THE INCIDENT COMMANDER: 01/08

1. Deputies who discover a potential demonstration shall notify their immediate supervisor.
2. The supervisor shall notify the affected Precinct Commander or the Command Duty Officer (CDO) via the Communications Center.
 - A captain or above shall become the Incident Commander.

5.03.015

RESPONSIBILITIES OF THE INCIDENT COMMANDER: 01/08

The Incident Commander shall:

1. Remain available for consultation and advice throughout the situation.
2. Ensure that the King County Jail (KCJ) and Metro Special Service Unit have been notified about the potential for mass arrests.
3. Ensure that the transportation and processing needs have been coordinated with KCJ, the Warrants Unit and/or Metro.
4. Ensure that intelligence information is being gathered regarding the intended site, intent of the demonstration, and number of demonstrators involved.
 - Intelligence information is best obtained by directly contacting the organization or by using plainclothes detectives/deputies at the scene.
5. Mobilize the Precinct/Department Demonstration Management Teams if needed.

5.03.020

GENERAL MASS ARREST GUIDELINES: 01/08

If a demonstration is expected the following guidelines should be used, but may be amended by the commander in charge:

1. Generally, there are two (2) criteria that should be met before law enforcement intervention:
 - a. A crime has been committed or there is a criminal attempt; and
 - b. There should be a victim of the crime.
 - Merely sitting on a public sidewalk is not, in itself, sufficient to justify arresting someone. The courts have held that peaceful picketing is allowable even on private property so long as the property is normally open to the public. If the picketers deliberately block the sidewalk so that citizens are unable to access it or a business, then deputies may arrest.
2. In all cases where law enforcement intervention becomes necessary, citations without bookings are preferred to physical arrests.
3. If physical arrests become necessary because the suspects will not leave or identify themselves, the below steps should be followed:
 - a. If a large number of arrests are anticipated, proactive, detectives and/or DMT personnel should be used as the primary arresting units.
 - Patrol should remain available to handle calls.
 - b. The Warrant Unit's Prisoner Transport Van should be requested when mass bookings require transportation needs that exceed normal capabilities. If unavailable, a Metro Bus should be requested.
 - Carry passive resistors by litter or backboard and place them on the van/bus using only enough force necessary to affect the arrest.
 - When the van/bus is loaded, it should go to a previously determined location away from the demonstration area for further processing.
 - If any violator refuses to provide information necessary to issue a citation, the violator shall be transported to KCJ.
 - If fewer than twenty five (25) bookings are to be made, the prisoners shall be booked in the normal manner.
 - If twenty five (25) or more bookings are to be made, the violators shall be brought to the west wing of KCJ.
 - The jail should again be notified so they can prepare for this situation.

5.03.025

MASS ARREST PROCEDURES: 01/08

1. At a Mass Arrest or large scale DMT event, an arrest/processing team will be designated and available. The availability of an arrest/processing team will assure an organized, consistent process and will allow the DMT crews to return to the line immediately, with the smallest amount of time required for any individual arrest.
 - a. The Arrest/Processing Team will consist of:
 - A supervisor.
 - A scribe, appointed by the supervisor.
 - A number of deputies/detectives to handle the number of suspects to be processed.
 - b. The Arrest/Processing Team will handle the custody of any suspects and will organize and collect all of the necessary documentation required to cite, book and charge any suspects taken into custody.
2. Once a crime has occurred, the arresting deputy has witnessed this crime and now possesses sufficient information to establish probable cause and takes the suspect into custody and releases the suspect to the Arrest/Processing Team.
3. Photos must be taken at the time of the arrest. These photos must be of sufficient quality to read the arresting deputy's name tag.
 - The deputy's face may be covered with a helmet and/or gas mask.
4. Three (3) digital photos will be taken.
 - a. One photo of just the suspect, this photo is for the court file.
 - b. One photo of the suspect together with the arresting deputy, this one is for Records.
 - c. One photo of the suspect together with the arresting deputy, for the deputy's files.
5. A member of the Arrest/Processing Team will be appointed as a scribe. At the time of the photos the scribe will have started a running log of all arrests. This log will contain:
 - a. The name of the arrestee.
 - b. A brief description of the arrestee; and
 - c. The name of the arresting deputy.
6. The scribe will start an individual sleeve for arrestees and will have the suspect's log number written on the front of each sleeve.
7. Once a member of the Arrest/Processing Team takes the suspect into custody, the arresting deputy now goes to an available laptop computer and writes out a brief witness statement outlining the events which lead to the arrest.
 - Two (2) copies of this statement are immediately printed and given to the scribe.
8. A member of the Arrest/Processing Team will now take the arrestee to an alternate location and search them and place their property into a paper bag and interview the arrestee for the Superform.
 - Two (2) copies of the Superform are then printed and given to the scribe to be placed in the sleeve with photos and statement.

9. The interviewing deputy then confirms that all of the necessary steps have taken place and that the case file contains two (2) copies of the Superform, two (2) copies of the witness statement from the arresting deputy and two (2) photos of the suspect.
10. The suspect is then taken to the transport vehicle (bus) and one of the copy of the Superform, together with the suspects' property are given to the transport deputies.
11. The sleeve is then given back to the scribe, who confirms that the documents contained inside, match the information listed on the log correlating the arrestee to the correct deputy.
12. The Arrest/Processing Team supervisor will ensure a master incident report is written for the arrest location. The incident report should only include arrests from a specific location involving specific team members.
 - a. A good rule of thumb for this is "line of sight".
 - b. If an individual DMT Captain directed an individual arrest scenario and had visual control of that specific event, then a single master incident report describing that event should suffice.
13. The Arrest/Processing Team will then separate the paperwork.
 - a. Copies of all documents and the master incident report will go to the Records Unit.
 - b. A copy of the master incident report along with other documents will be sent to the Court for filing of charges.
 - c. Copies of the individual arrest paperwork should be given to the arresting deputies for their records.

5.03.030

NECESSARY EQUIPMENT IN MASS ARREST SITUATIONS: 01/08

The following equipment should be available at the scene of mass arrests situations:

1. Large quantity of flexcuffs.
2. Digital camera w/ capability to connect to laptop or printer w/ extra batteries.
 - A 35MM camera should be available should the need arise.
3. 2 or more laptop computers.
4. Printer capable of performing in the field, either 12 volt or 120 volt inverter available.
5. Printer paper in both 8 x 11 and legal size.
6. Ample supply of brown paper file sleeves.
7. Large quantity of department forms.
8. Extra pens and markers.
9. Rubber gloves.
10. Litters or backboards.
11. Video Camera.
12. Bullhorn.

5.03.035

APPLICABLE LAWS TO CONSIDER IN MASS ARREST SITUATIONS: 10/92

The supervisor should seek command level decision to determine the department's position on preferred charges. The following RCW's may be useful if arrests become necessary:

- | | |
|---------------|--|
| RCW 9A.36.080 | Malicious Harassment |
| RCW 9A.40.040 | Unlawful Imprisonment |
| RCW 9A.52.070 | Criminal Trespass in the First Degree |
| RCW 9A.52.080 | Criminal Trespass in the Second Degree |
| RCW 9A.76.020 | Obstructing a Public Servant |
| RCW 9A.76.040 | Resisting Arrest |
| RCW 9A.84.010 | Riot |
| RCW 9A.84.020 | Failure to Disperse |
| RCW 9A.84.030 | Disorderly Conduct |

5.04.000 FUGITIVE FROM JUSTICE

5.04.005

INTRODUCTION: 07/05

This policy is intended to assist deputies when arresting and booking fugitives from justice.

5.04.010

ARRESTING A FUGITIVE FROM JUSTICE: 12/16

A fugitive is a person wanted on a warrant from another (demanding) state. It is not necessary to prove that the individual was aware of the charge or that he/she was trying to avoid capture.

1. Deputies do not have the power to arrest a subject on out of state warrants.
 - a. The out of state warrant and its confirmation along with the arrest of the person listed on the warrant is a **probable cause arrest**. The elements of this probable cause are:
 - Does a valid felony warrant exist?
 - Is the person listed on the warrant?
 - Will the demanding state approve extradition?
 - b. The person's acknowledgement of the warrant will enhance the probable cause.
 - c. The subject is under arrest for the "investigation" of Fugitive from Justice (RCW 10.88).
 - d. If necessary, deputies may frisk, handcuff and place the individual in the rear of a police vehicle until information regarding the warrant is confirmed.
2. A fugitive shall not be arrested on an **out-of-state misdemeanor**, unless:
 - a. A fugitive complaint has been filed with the prosecutor's office; **and**
 - b. A Seattle District Court warrant or Governor's warrant has been issued; **and**
 - c. The warrant has been entered into NCIC.
3. Deputies shall confirm the warrant through Data Control Unit.
4. Deputies shall complete a Superform before booking the suspect into the jail.

5.04.015

COMPLETING THE SUPERFORM: 07/05

1. The Superform shall be completed.
2. The "Affidavit of Probable Cause" section of the Superform shall include:
 - a. A brief description of the contact.
 - b. How the person was identified as the wanted fugitive (i.e., admission, informant, other descriptive information).
 - c. The name of the agency issuing the warrant (include city and state).
 - d. The charges listed on the warrant, the warrant number, the date issued, and the bail amount.
 - e. The fact that the warrant was verified and the ORI has indicated they will extradite from King County.

3. The "Objection to Release" section of the form shall be filled out.
 - Be specific (i.e., no local ties, unemployed, local pending charges).
4. The "Anticipated Filing Date" section should reflect filing within seventy two (72) hours.
5. A faxed copy of the warrant and/or a teletype abstract should be attached to the booking form whenever possible.
6. Make five (5) copies of the Superform leaving four (4) copies at the jail.
7. Forward one (1) copy to the Warrants Unit.

5.05.000 HANDLING IMMIGRATION CONTACTS

5.05.005

INTRODUCTION: 03/17

United States Immigration Customs Enforcement (ICE) investigates civil and criminal cases involving suspected undocumented immigrants. Local and state agencies do not have the authority to investigate, detain, or arrest persons suspected of violating Immigration laws. In fact, most immigration violations are civil, not criminal, therefore, detainers and ICE warrants are typically not based on probable cause. They are not signed by a neutral judge or magistrate, but are signed by almost anyone authorized within ICE. They are not reviewed by any court and cannot be served by local law enforcement.

5.05.010

LOCAL AGENCY RESTRICTIONS: 03/17

Requesting adequate identification as part of a criminal investigation is necessary and appropriate. However, **deputies shall not:**

1. Request **specific** documents relating to someone's **civil** immigration status (i.e., Passport, Alien Registration card, "green card," etc.).
 - Deputies may use immigration documents if the documents are offered by the person upon a general, non-specific request (i.e., "May I see some identification?").
2. Initiate any inquiry or enforcement action based solely on a person's:
 - a. Civil immigration status; or
 - b. Race; or
 - c. Inability to speak English; or
 - d. Inability to understand the deputy.
3. Use stops for minor offenses or requests for voluntary information as an excuse for discovering a person's immigration status.
4. Take any action on Immigration and Customs Enforcement (ICE) detainers or warrants.

5.05.015

HANDLING IMMIGRATION DOCUMENTS: 03/08

Immigration documents are often needed for day to day living by residents in this country and are difficult to have reissued. The consequences of not having these documents can create a substantial problem for these persons. Therefore, deputies shall:

1. Treat any ICE document offered as identification with care and promptly return them in the same condition as received.
 - a. Forged or altered documents shall be entered into evidence under a properly titled incident report (i.e., Forgery, Fraud, etc.).
 - b. Deputies shall immediately contact ICE to discuss the case.
2. Not send ICE documents to ICE for subsequent release to the person under investigation.

5.05.020

ASSISTING ICE: 08/19

1. Deputies may assist ICE in any investigation in a support role (i.e., Officer safety, standby to assure the peace) with prior supervisor approval.
 - Any person detained during any such investigation should be handled by ICE.
2. Federal immigration authorities will not be granted access to individuals in KCSO custody for the sole purpose of investigating civil immigration violations.
3. Federal immigration authorities must be in uniform while conducting investigations in KCSO facilities.
4. Members shall not release personal information to federal immigration authorities for civil immigration enforcement without a warrant, signed by a judge, or legal requirement.
 - A KCSO Legal Advisor shall review any documents requested by federal immigration authorities prior to dissemination.

5.06.000 FOREIGN NATIONALS AND DIPLOMATIC IMMUNITY

5.06.005

INTRODUCTION: 07/08

International law, especially the Geneva Convention, requires local law enforcement authorities to extend certain privileges and immunities to foreign nationals and diplomatic consuls. Compliance with these procedures is important because it enhances the ability of the United States to insist that foreign officials provide the same rights to U.S. diplomats and citizens who are arrested abroad. It is the policy of the Sheriff's Office that appropriate notifications to embassies or consulates are made when foreign nationals or persons with diplomatic immunity are detained.

5.06.010

DEFINITIONS: 07/08

For the purpose of this policy:

"Foreign National" means any person who is not a United States citizen; whether a tourist, visitor, migrant worker with a temporary work permit, alien resident, illegal alien, asylum seeker or person in transit.

"Diplomatic Immunity" means a principal of international law by which certain foreign government officials are not subject to the jurisdiction of local courts and other authorities in both their official and, to a large extent, their personal activities.

5.06.015

DEPUTY'S RESPONSIBILITY: 07/08

1. Whenever a foreign national is taken into custody, the arresting deputy shall attempt to determine the foreign national's citizenship and consult the list in section .030 to determine if notification is mandatory.
2. This notification is to be made before any interrogation or booking is made.
3. If the detainee is a national of one of the countries listed, there is a bilateral agreement in force with that country requiring notice in all detentions.
4. The nearest consulate or embassy is to be notified as soon as possible and the detainee so informed.
 - Notification must be made, regardless of the national's wishes.
5. Foreign consular officers have the right to visit, to converse, correspond with, and to arrange legal representation for their nationals.
6. Under no circumstances shall the foreign national be turned over to any foreign government official.
 - They shall remain in custody until they are booked or delivered to Immigration Customs Enforcement.
7. If the detainee is a national of a foreign country which is not listed, the Vienna Convention on Consular Relations and/or customary international law require that he/she must be informed without delay of the right to have his/her government notified.
 - If notification is requested, it must be given without delay to the nearest consulate or embassy.

5.06.020

SUGGESTED STATEMENTS: 08/98

The following suggested statements may be used when foreign nationals are arrested or detained.

1. When Consular notification is at the foreign national's option.

As a non-U.S. citizen who is being arrested or detained, you are entitled to have us notify your country's consular representatives here in the United States. A consular official from your country may be able to help you obtain legal counsel and may contact your family and visit you in detention, among other things. If you want us to notify your country's consular officials, you can request this notification now, or at any time in the future. After your consular officials are notified, they may call or visit you. Do you want us to contact your country's consular officials?

2. When Consular notification is mandatory.

Because of your nationality, we are required to notify your country's consular representative here in the United States that you have been arrested or detained. After your consular officials are notified, they may call or visit you. You are not required to accept their assistance, but may be able to help you obtain legal counsel and may contact your family and visit you in detention, among other things. We will be notifying your country's consular officials as soon as possible.

5.06.025

NOTIFICATION: 07/08

1. When a foreign national is detained and a notification to an embassy or consulate needs to be made, deputies shall:
 - a. Notify a supervisor.
 - b. Inform the Communications Center of:
 - The nationality of person detained.
 - The reason for detention.
 - The location of detention.
 - c. Request the person's embassy or consulate phone information from the Communications Center if:
 - The foreign national's country requires a mandatory report.
 - Contact is requested by the foreign national if reporting is not mandatory.
 - d. Notify the Diplomatic Security Command Center (571) 345-3146 even if there is no contact made to an embassy or consulate.
 - e. Attempt phone contact with the foreign national's embassy or consulate.
 - f. Provide the embassy or consulate with the necessary information requested.
 - g. If for some reason deputies are unable to make these notifications, they shall be made by the Communications Center.
2. The name of the person contacted and the results of the contact shall be included in the incident report.
3. If notification is optional and is not requested by the detainee, that fact should be recorded in the incident report.
4. If notification is not made to the foreign national's embassy or consulate, document the attempt to notify in an incident report.
5. If the foreign national is seeking asylum in the U.S. do not disclose this information in the embassy or consulate notification.

05.06.030

COUNTRIES FOR WHICH CONSULAR NOTIFICATION IS MANDATORY: 07/08

Algeria	Fiji	Mauritius	Slovakia
Antigua and Barbuda	Gambia, The	Moldova	Tajikistan
Armenia	Georgia	Mongolia	Tanzania
Azerbaijan	Ghana	Nigeria	Tonga
Bahamas, The	Grenada	Philippines	Trinidad and Tobago
Barbados	Guyana	Poland	Tunisia
Belarus	Hong Kong	Romania	Turkmenistan
Belize	Hungary	Russia	Tuvalu
Brunei	Jamaica	Saint Kitts and Nevis	Ukraine
Bulgaria	Kazakhstan	Saint Lucia	United Kingdom ²
China ¹	Kiribati	Saint Vincent and the Grenadines	U.S.S.R. ³
Costa Rica	Kuwait	Seychelles	Uzbekistan
Cyprus	Kyrgyzstan	Sierra Leone	Zambia
Czech Republic	Malaysia	Singapore	Zimbabwe
Dominica	Malta		

¹ Does not include the Republic of China (Taiwan).

² United Kingdom includes England, Scotland, Wales, Northern Ireland and the British dependencies of Anguilla, British Virgin Islands, Bermuda, Montserrat, and the Turks and Caicos Islands.

³ Although the U.S.S.R. no longer exists there are persons still using its passports.

5.06.035

DIPLOMATIC IMMUNITY: 07/08

1. Foreign nationals with diplomatic immunity are issued Identification Cards by the Department of State.
 - a. The degree of immunity is detailed on the back of the ID card.
 - b. If needed, contact the Diplomatic Security Command Center (section 025), to verify the immunity status.
2. Foreign nationals may be stopped for investigation (Terry Stop) or stopped and cited for traffic violations regardless of their diplomatic immunity.
 - a. Traffic stops are not considered to be an arrest or detention as it relates to diplomatic immunity.
 - b. If a deputy judges the individual with diplomatic immunity is too impaired to drive safely, the deputy should not permit the individual to continue to drive.
3. When a foreign national with full diplomatic immunity is involved and the safety of the public is in imminent danger or it is apparent that a serious crime is being committed, deputies may intervene to the extent necessary to stop the activity.
 - a. The intervention may include use of force or arrest.
 - b. The Diplomatic Security Command Center (section 025) must be contacted immediately.
4. When a foreign national with full diplomatic immunity is suspected of committing a crime, obtain as much information as possible and thoroughly document it in an incident report.
 - Contact the Diplomatic Security Command Center (section 025) for instructions on where to send a copy of the incident report.

5.07.000 UNIFORM ALCOHOLISM TREATMENT ACT

5.07.005

INTRODUCTION: 10/04

The Uniform Alcoholism and Intoxication Treatment Act (RCW 70.96A) provides civil procedures for deputies when dealing with persons incapacitated by alcohol or taking them into protective custody. **This does not apply to intoxicated persons.**

5.07.010

DEFINITIONS: 10/92

1. **"Intoxicated Person"** means a person whose mental or physical functioning is substantially impaired as a result of the use of alcohol.
2. **"Person Incapacitated By Alcohol"** means that a person, as a result of the use of alcohol, has his judgment so impaired that he is incapable of realizing and making a rational decision with respect to his need for treatment and constitutes a danger to himself, to any other person, or to property.

5.07.015

UNDERSTANDING PROTECTIVE CUSTODY: 10/04

1. Not an arrest:
 - a. No arrest record.
 - b. No record that implies a criminal charge.
 - c. Miranda warning unnecessary.
2. Use of force:
 - a. Every effort should be made to proceed with the detainee's consent.
 - b. Deputies may use reasonable force to protect the health and safety of the detainee.
 - c. Deputies may take reasonable steps to protect themselves or others.
 - d. Exceptions: Pedestrians Under the Influence of Alcohol or drugs.
 - If a person is under the influence of alcohol or any drug and is walking or moving along or within the right of way of a public roadway, the person may be taken into protective custody.
 - If the person is not taken into protective custody, the deputy may offer to transport the person to a safe place or release the person to a competent person.
 - If the intoxicated person refuses this assistance, the deputy shall take no action (no use of force). RCW 46.61.266 prohibits any civil suit resulting from the refusal of the pedestrian to accept this assistance.
3. Length of custody:
 - a. Detainee shall be taken to a hospital, treatment facility or approved holding facility as soon as possible.
 - b. The detainee shall be delivered to a hospital, treatment facility or approved holding facility within eight (8) hours.
 - Jail facilities are not approved treatment facilities.
 - c. Detainee shall not be held more than eight (8) hours.

4. Nature of custody:
 - a. Civil, not criminal detention.
 - b. Detainee may be placed in a locked cell.
 - Do not place with criminal prisoners unless absolutely necessary.
5. Police Liability:
 - a. "Good faith" compliance with the act protects the deputy from civil and criminal liability.
 - b. Detention is based on the deputy's judgment that the detainee "appeared" to be a person "incapacitated by alcohol."
 - c. Failure to detain an incapacitated person or unlawful detention could result in liability.

5.07.020

PROCEDURES FOR PERSONS INCAPACITATED BY ALCOHOL: 03/13

Deputies shall comply with the following guidelines when dealing with persons incapacitated by alcohol. In all cases, deputies shall keep adequate notes in their notebook to support their actions.

1. Persons Incapacitated by Alcohol: Deputies shall:
 - a. Arrange transportation via ambulance to a local hospital.
 - Harborview Hospital may be used if there is no other hospital, or if the incapacitated person has serious injuries.
 - b. Complete an incident report.
 - c. Complete a Mental Health/Alcohol/Drug Contact Form (KCSO #C-212).
 - d. Give the second page of the form to the ambulance driver.
 - e. The detail should be cleared with a FCR code of 365-E, "Drunkenness" with the appropriate hazard factor.
 - f. Submit the Incident Report and Contact Form for approval.
2. Incapacitated Persons Arrested For a Felony:
 - a. Deputies shall request a breathalyzer test when a person is arrested for a felony and is incapacitated by alcohol.
 - b. The suspect should then be taken to the Harborview Hospital Emergency Room for detention/treatment.
 - c. Deputies shall comply with GOM 5.01.065 (Guarding Prisoners at Medical Facilities) and/or GOM 5.01.070 (Emergency Hospitalization of Injured Prisoners).
3. Incapacitated Persons with Charges Pending for a Misdemeanor or Traffic Violation:
 - a. Deputies may cite for a traffic offense or refer charges to the prosecutor and place persons who are incapacitated by alcohol in a hospital as long as there is no "police hold" on them.
 - There are no provisions for "holding" suspects at a hospital.
 - b. If booking is necessary, deputies shall follow the procedures outlined in section .020(2) above.

5.07.025

ADDITIONAL ASSISTANCE: 10/04

The Emergency Services Patrol van, which is operated by the King County Division of Alcoholism Services within the city limits of Seattle, may be available to assist with transportation from 1000 - 0200 hours daily.

5.07.030

COMMUNITY ALCOHOL CENTERS: 04/17

Deputies may refer persons or families having alcohol or substance abuse problems to the King County Department of Community and Human Services, Mental Health and Substance Abuse Services at their web address: <http://www.kingcounty.gov/depts/community-human-services/mental-health-substance-abuse.aspx> or Crisis Connections (866) 427-4747.

5.07.100 SUSPECTED OPIOID OVERDOSES

5.07.105

INTRODUCTION: 05/18

Deputies periodically come into contact with subjects, in a life threatening condition, whom they suspect have overdosed on an Opioid. The purpose of this policy is to allow trained deputies to administer Narcan/Naloxone to those suspected overdose victims.

5.07.110

DEFINITIONS: 05/18

For the purpose of this policy:

“**Narcan or Naloxone**” is a medication that blocks the effects of opioids and reverses an overdose, which is administered in nasal form. Narcan is a brand name for naloxone hydrochloride.

5.07.115

ADMINISTERING NARCAN/NALOXONE: 05/18

1. Only deputies who have completed KCSO training and have been issued Naloxone kits by KCSO can administer Naloxone. Deputies shall also carry a Laerdal style pocket mask and Nitrile gloves to be worn while administering Naloxone. The wearing of protective eye protection is also strongly encouraged.
2. Deputies shall ensure scene safety for themselves, bystanders, and responding EMS personnel prior to administering Naloxone.
 - Careful consideration should be given to avoid exposure to unknown substances (i.e. residue or powder on or around the overdose victim) and rescue efforts provided only when reasonably safe to do so.
3. Deputies shall only administer Naloxone to suspected Opioid overdoses as indicated by:
 - a. Obvious signs of recent Opioid use (e.g. paraphernalia, skins punctures, prescription bottles) or exposure.
 - b. Reports from bystanders that the victim is an Opioid user.
 - c. Victim states they are an Opioid user or is known by the deputy as a user, or has been exposed to opioids.
4. Deputies shall only administer Naloxone to victims in respiratory distress indicated by:
 - a. Unconscious or semi-conscious; or
 - b. Absence of breathing; or
 - c. Slow or shallow respirations less than 6 breaths per minute; or
 - d. Signs of cyanosis (Blue lips or face)
5. Procedure upon encountering a suspected Opioid overdose victim is as follows:
 - a. Notify dispatch when you are “at patient’s side” and request a fire and medic response prior to beginning rescue efforts or administering Naloxone.
 - b. Ensure the victim has a pulse and begin CPR if one is not present.

- c. If the patient exhibiting any sign of respiratory distress, the deputy shall first establish an airway and begin rescue breathing for the victim by using their department issued pocket mask equipped with a one-way valve.
 - d. After providing at least two rescue breaths, the deputy shall then follow the Naloxone administration procedure.
 - e. Naloxone should not be administered to victims when there are no indications of an Opioid overdose, when the victim is breathing normally, when the victim is obviously deceased, or when the victim is conscious.
6. Naloxone administration procedure is as follows:
- a. Ensure the Naloxone is not expired .
 - b. Administer entire dose by quickly pushing plunger while tip of MAD is inserted into nasal passage of victim.
 - c. Immediately ensure airway is managed by continuing to provide rescue breaths until relieved by fire personnel or until the patient is no longer in respiratory distress.
7. Post Naloxone administration procedure is as follows:
- a. Notify dispatch you administered Naloxone and request they update responding fire and medics.
 - b. If no longer needing to provide rescue breaths, place victim in the recovery position.
 - c. Closely monitor the victim until relieved by EMS and be aware the effects of Naloxone diminish after 20-30 minutes and the victim may experience sudden onset of overdose symptoms a second time. Victims may also experience acute opioid withdrawal evidenced by nausea and vomiting.
 - d. Provide a verbal report to EMS including evidence of respiratory distress, dosage given and time administered.
 - e. Remain on scene with EMS and if they report the victim is refusing transport and EMS believes transport is medically necessary, complete a Request for Evaluation form (KCSO Form #C-212) so they can be involuntarily transported under the Grave Disability section of GOM 5.08.025(d).
 - f. Complete an Overdose Incident Report using the FCR 203-E and include observed evidence of respiratory distress, dosage given, time dosage was administered, and the medical facility where the victim was transported.
 - g. Add pertinent details to Mobile CAD including the administration of Naloxone and medical facility where the victim was transported.
 - h. Email the incident report and request for Naloxone supplies to the program coordinator.
8. Safety of first responders is a high priority and the following should be considered:
- a. Overdose victims who are given Naloxone routinely become angry and agitated once they regain consciousness. They can become violent and assaultive towards anyone nearby.
 - b. Backup should be dispatched on all suspected overdose incidents.
 - c. Consider using restraints on patients after administering Naloxone and before they regain full consciousness.
 - d. Overdose victims who inject their drug of choice often have needles on them or nearby.

9. Deputies should check their Naloxone kits on a monthly basis and contact the program manager in the following circumstances:
 - a. Naloxone is expired.
 - b. Delivery device is broken.
 - c. Naloxone has had prolonged exposure to freezing temperatures.

5.08.000 PERSONS IN BEHAVIORAL CRISIS

5.08.005

INTRODUCTION: 12/16

Members of the King County Sheriff's Office (KCSO) may engage with individuals in the community who have behavioral health disorders. This includes people exhibiting signs of mental health disorders, substance use disorders and/or personal crises. These contacts may occur in the field, at their home, or their worksite, and may be initiated through in-station reporting, self-initiated activity, or calls for service. The objective of this policy is to assist the KCSO to recognize and respond to individuals exhibiting signs and symptoms of a behavioral health crisis and to provide resource and referral options in order to connect the individual to available community-based services.

It should be noted that individuals with behavioral health disorders who come into contact with the KCSO may not be in crisis, as signs and symptoms of a behavioral health disorder are not in and of themselves indicative of a crisis. Additionally, an individual who is in crisis may not have a behavioral health disorder.

Interactions with individuals experiencing a behavioral crisis can be variable depending on the specific situation and person(s) involved. Recognition of symptoms that people may be experiencing in a behavioral crisis is an important part of resolving contacts with them. Every contact with a person with a suspected behavioral health issue or in crisis should be approached with safety for the individual, the public and the deputy(s) in mind. In order to effectively respond to individuals in behavioral health crisis and reduce risk, deputies should utilize a careful and considerate approach and a calm demeanor.

5.08.010

DEFINITIONS: 04/19

For the purpose of this policy:

"Behavioral Health" means the prevention, treatment of, and recovery from substance use, mental health, and/or problem and pathological disorders.

"Behavioral Health Crisis" can be defined as an episode of mental health, substance use and/or personal distress that creates significant or repeated disturbance and is considered disruptive by the community, friends, family or the person themselves.

"Commitment" means a Superior Court order which orders the individual for continued treatment past the initial 72 hour detention period.

"Crisis" means an actual or perceived urgent or emergent situation that occurs when an individuals' stability or functioning is disrupted and there is an immediate need to resolve the situation to prevent a serious deterioration in the individual's mental or physical health or to prevent referral to a significantly higher level of care. (WAC 388-877-0200)

"Designated Crisis Responder" (DCR) means a mental health professional designed by the appropriate Regional Support Network to perform the duties of the Involuntary Treatment Acts (RCW 71.05 and RCW 71.34).

"Detention" or "Detain" means the lawful confinement of a person by a DCR under the provisions of RCW 71.05 for a period of up to seventy two (72) hours not counting weekends or holidays. A person placed on an involuntary hold at a local hospital emergency room by law enforcement may or may not end up being referred to a DCR for a detention evaluation by the hospital.*

"Gravely disabled" means as a result of a mental disorder the person is incapable of providing *essential* human needs of health or safety to themselves or manifests severe deterioration in routine functioning evidenced by repeated and escalating loss of cognitive or volitional control over his or her actions and is not receiving or would not receive, if released, such care as is essential for his or her health or safety. A finding of grave disability requires evidence of failure or inability to provide for essential human needs such as food, clothing, shelter, and medical treatment that presents a high likelihood of serious physical harm within the near future unless adequate treatment is afforded.

"Imminent" means the state or condition of being likely to occur at any moment or near at hand, rather than distant or remote.

"Likelihood of serious harm" means the person has shown substantial risk and/or evidence of causing harm to themselves, others, or others property.

"History of one or more violent acts" refers to the period of time ten (10) years prior to the filing of a petition, excluding any time spent, but not any violent acts committed, in a mental health facility or in confinement as a result of a criminal conviction. (RCW 71.05.020)

"Mental Disorder" means any organic, mental, or emotional impairment which has substantial adverse effects on an individual's cognitive or volitional functions and which constitutes a substantial impairment in a person's ability to participate in activities of normal living. An individual cannot be detained by a DCR solely by reason of the presence of a mental disorder.

"Mental Health Professional" (MHP) means a psychiatrist, psychologist, psychiatric nurse, or social worker and other mental health professionals as defined by WAC 388-877.

"Mental Illness" means a state of impairment which results in a distortion of a person's capacity to recognize reality due to hallucinations, delusions, faulty perceptions or alterations of mood, and interferes with an individual's ability to reason, understand or exercise conscious control over his actions.

5.08.015

RECOGNIZING A PERSON IN A BEHAVIORAL CRISIS: 12/16

1. When Sheriff's Office personnel are called to respond to, or come in contact with, an individual experiencing a behavioral crisis, their behavior may include one or more of the following:
 - a. Incoherent or disorganized speech.
 - b. Delusions or false beliefs (distorted perceptions of reality).
 - c. Talking or laughing to one's self.
 - d. Rapid, uninterruptible speech.
 - e. Jumping from topic to topic when talking.
 - f. Staring blankly or not moving for long periods of time
 - g. Unreasonable fears.
 - h. Loss of memory or confusion
 - i. Mood disturbance (anger, sadness, anxiety, etc.)
 - j. Rapid mood swings.
 - k. Feeling watched or followed.
 - l. Hearing commands from the television or radio.
 - m. Hearing, smelling, feeling or seeing things that are not there (hallucinations).
 - n. Attempted suicide.
 - o. Any combination of the above behaviors.
2. These behaviors may be affected, or intensified, by the use of substances including alcohol, marijuana, and/or illicit drugs, or the failure to take medications as prescribed.

3. The majority of individuals who are experiencing behavioral crisis are not dangerous, and in fact, individuals with behavioral health disorders are more likely to be victims of violence than perpetrators of violence. However, there is the potential that some individuals may engage in behaviors that could pose a safety risk, or there could be certain circumstances or conditions that increase the potential for the individual to engage in risky or dangerous behavior.
4. Deputies may use several indicators to determine whether the individual represents an immediate or potential danger to self or others. These include the following:
 - a. Availability of weapons.
 - b. Threatening statements by the person.
 - c. Past history of violence.
 - d. The amount of control the person exhibits over their emotions.

5.08.020

RESPONDING TO INDIVIDUALS IN BEHAVIORAL CRISIS: 12/16

1. If during a street contact, interview, or arrest, a deputy determines a person may be in crisis, may pose a potential threat to themselves and/or others, or may otherwise require law enforcement intervention, the following responses are recommended:
 - a. Take steps to calm the situation. Where possible, eliminate the emergency lights and sirens, disperse crowds, and assume a quiet non-threatening manner when approaching or conversing with the individual. Avoid physical contact, and take time to assess the situation whenever possible.
 - b. Move and speak slowly. Provide reassurances that you are there to help and that they will be provided with the appropriate assistance.
 - c. Relate your concern for them and allow them to share their feelings. Indicate a willingness to help and understand.
 - d. Don't threaten the person with arrest. This will only create more stress and increase risk to safety.
 - e. Don't express anger or impatience.
 - f. Avoid topics that may agitate the person and guide the conversation toward subjects that help ground the individual to time and place.
 - g. Always attempt to be truthful with the individual. If the person becomes aware of a deception, they may withdraw from the contact or become upset and potentially act out in an unsafe manner.
 - h. If the person starts to become combative, remove any potential weapons from the immediate area and restrain the individual if necessary. Using restraints on persons experiencing a behavioral crisis can aggravate the situation. Deputies should be aware of this fact, but should take those measures necessary to protect their safety.
 - i. Deputy safety is paramount, and these calls should be handled by a minimum of two deputies. Request back-up as necessary.
 - Whenever possible, EMS should stage nearby so medical care can be provided in a timely manner.

5.08.025

TYPES OF CONTACTS: 04/19**Non-criminal**

Generally three types of dispositions result from a non-criminal contact with a person in behavioral crisis; 1) detention for evaluation for involuntary treatment 2) referral for contact by mental health professionals, or 3) no action (because none is necessary).

1. Involuntary Treatment: Per RCW 71.05 the following grounds are necessary for a deputy to take a person into custody for a mental health evaluation and possible referral to the DCRs for an additional evaluation for a seventy two (72) hour detention. As a result of a mental disorder an individual who will not voluntarily seek appropriate treatment and poses an imminent likelihood of serious risk based on:
 - a. Danger to others - threats or attempts to harm another person or behavior that places a person in fear of sustaining harm such as making serious threats to kill others or engaging in behavior that places others at risk of serious bodily injury.
 - Danger to others requires a victim who was injured or afraid due to an act or threat of harm by the person
 - b. Danger to self - threats or attempts to commit suicide or harm one's self. All suicide attempts and/or threats shall be taken seriously.
 - Danger to self requires a witness to the threats or attempt of suicide/harm.
 - c. Danger to property - substantial loss or damage to property of others.
 - Danger to property requires a victim whose property was damaged.
 - d. Grave disability - behavior which results in the person in danger of physical harm because they are unable to provide for their basic needs of health and safety. Some examples could be:
 - Suffering from extreme dehydration or malnutrition.
 - Unable to care for basic health and safety needs.
 - Wandering in traffic.
2. Deputies may take persons into custody if the incident requires immediate action.
 - The destination hospital shall be determined by the EMS transporting agency, not the deputy.
3. A deputy may also be requested to assist a DCR in the field by taking a person into custody for evaluation and treatment based on:
 - a. A written order signed by the DCR where the DCR has determined an emergency detention is warranted indicating the presence of imminent risk;
 - b. A written notice signed by a DCR and a Superior Court Judge authorizing law enforcement assist in taking the individual into custody. This order may be in the form of a non-emergent detention where no imminent risk is evident, but a Superior Court Judge has determined there is probable cause to detain and has authorized the DCR to do so; or
 - c. DCRs may ask for standby assistance from King County Sheriffs when investigating an individual for possible detention who is known to be violent or be in possession of weapons.
4. Recapture of an individual who has escaped from detention or commitment at a certified Evaluation and Treatment Facility or Community Hospital designated to treat that individual. When a person who is subject to a 14 or 90 day order escapes from a community hospital, ITA Court, or a certified E&T, a facility representative will call 911 to report the escape.
 - a. The facility representative will tell the 911 operators or Law Enforcement that the facility has a Superior Court order that contains an "Escape and Apprehend" clause which allows deputies to take the person into custody.

- b. Deputies should arrange for the person to be transported via ambulance to the nearest hospital Emergency Department.
 - c. Deputies should call the DMHPs or after hours Crisis Connections, to inform the DMHPs the person has been apprehended and where they are located.
5. Referral for Treatment: For the person who does not exhibit behavior that meets commitment criteria and who is willing to enter voluntary treatment, a deputy can make a phone referral and/or arrange for a crisis outreach, by contacting:
 - a. The Mobile Crisis Team at (206) 245-3201 to request an outreach (see GOM 5.10.000 CRISIS SOLUTION CENTER)
 - b. The Crisis Diversion Facility at (206) 682-2371 to screen the individual for admission (see GOM 5.10.000 CRISIS SOLUTION CENTER)
 - c. Crisis Connections at (866) 427-4747.
 - d. The deputy will document this type of contact in an incident report.
6. Treatment Refused/No Action: If a deputy contacts a person they believes has a behavioral health disorder or is experiencing a behavioral health crisis, but the person is not exhibiting behaviors that meet commitment criteria and has refused assistance, deputies may consult the DMHP's or Crisis Connections:
 - a. To review the facts of the situation.
 - b. If needed for additional resources to assist the person.
 - c. To make a referral for mental health services.
7. If an **adult** has threatened suicide but does not meet the criteria for commitment, deputies are encouraged to refer the individual to Crisis Connections.
 - a. Complete the Mental Health/Alcohol/Drug Contact form (KCSO Form #C-212), scan and e-mail to LE@crisisconnections.org. or fax to (206) 461-0171.
 - b. King County Crisis and Commitment Services will dispatch a Mobile Crisis Team when one is available.

Criminal Contact

1. Deputies contacting a person in behavioral crisis who has committed a misdemeanor crime generally have two possible dispositions:
 - a. Alternatives to arrest should be considered to ensure the best treatment options are used and to keep those with behavioral health disorders out of incarceration if feasible except for cases which require mandatory booking such as Domestic Violence, and Driving under the Influence and Physical Control when the person has a prior offense within ten (10) years.
 - Refer to GOM 5.10.000 CRISIS SOLUTION CENTER.
 - Contact Crisis Connections if needed for additional resources to assist the person.
 - b. Arrest and booking or arrest and release.
2. Persons having a behavioral crisis and who have committed a felony crime not eligible for diversion to the Crisis Diversion Facility (GOM 5.10.000 CRISIS SOLUTION CENTER) should be booked.

5.08.030

JUVENILES IN BEHAVIORAL CRISIS: 04/19

1. Juveniles up to and including the age of twelve (12) may be taken to the nearest hospital emergency department and request assistance.
2. Designated Crisis Responders may involuntarily commit juveniles who have reached the age of thirteen (13).
3. A deputy may request a mental health evaluation for any juvenile they have arrested, if it is the deputy's opinion the juvenile is a danger to themselves, a danger to others, is gravely disabled or otherwise in need of mental health treatment. If requesting an evaluation:
 - a. Deputies should call the Crisis Connections at (866) 427-4747.
 - b. Deputies shall notify a parent or guardian of the juvenile receiving the mental health evaluation.

5.08.035

REPORTING BEHAVIORAL CRISIS CONTACTS: 12/16

1. When contact is made by a deputy with a person in behavioral crisis, an incident report will be completed for all mental health evaluations even if the person voluntarily accepts or requests the treatment themselves.
 - a. Title the Incident Report "Mental Health Contact" 371-E or "Suicide Attempt" 232-E.
 - b. List the person needing evaluation in the victim section of the incident report.
 - c. Complete a brief narrative and reference the form for complete details.
 - d. List the form as a handwritten attachment if appropriate.
2. Deputies shall complete a Mental Health/Alcohol/Drug Contact Form (KCSO Form #C-212), outlining the factors leading to the mental health detention/evaluation request.
3. The deputy shall hand the second page of form to the ambulance driver prior to the ambulance departure and request that the ambulance driver provide the form to the emergency department staff upon arrival at the hospital.

5.08.040

TRAINING: 12/16

1. All commissioned deputies will receive initial training on dealing with persons in behavioral crisis during their basic law enforcement academy or initial employee training.
2. Lateral deputies will receive initial in-service training prior to their release from PTO.
3. All department personnel are required to participate in two (2) hour refresher training on this policy every year.

5.08.100 CONTACTING PEOPLE WITH INTELLECTUAL AND DEVELOPMENTAL DISABILITIES (IDD)

5.08.105

INTRODUCTION: 06/17

Sheriff's Office members may come into contact with people who have an intellectual and/or developmental disability (IDD) in the same way they come into contact with other members of the community. They may be pedestrians, victims, witnesses, suspects or offenders. They may be a run-away or lost. As a rule, people with IDD are not dangerous or violent.

However, when people with IDD find themselves in situations that involve police, they may act differently than other members of the community. Fear and panic may lead people to exhibit behavior such as being defensive, non-responsive, crying or running away. The way in which a law enforcement member responds to a person with IDD may either escalate or allay the person's fear and panic.

5.08.105

DEFINITIONS: 06/17

For the purposes of this policy:

"Intellectual and/or Developmental Disabilities (IDD)" means a group of conditions caused by impairment(s) in intellectual, physical, language or behavioral areas. These conditions usually begin early in life, may impact day-to-day functioning, and tend to last through a person's lifetime.

"Mental Illness" means a state of impairment which results in a distortion of a person's capacity to recognize reality due to hallucinations, delusions, faulty perceptions or alterations of mood, and interferes with an individual's ability to reason, understand or exercise conscious control over his/her actions.

5.08.110

UNDERSTANDING IDD AND HOW IT DIFFERS FROM MENTAL ILLNESS: 06/17

IDD and mental illness are two different things. IDD may affect a person's intelligence, senses, speech, behavior and physical development; whereas mental illness will generally affect a person's personality and mood, or emotional well-being. The impairment experienced by people with IDD is usually constant and lasts a lifetime. There are many types of IDD, the most common include Autism Spectrum Disorder, Down Syndrome and Intellectual Disability. People with mental illness tend to have symptoms that may fluctuate in severity. Deputies may encounter individuals who have both IDD and mental illness.

The range of impairment experienced by people with IDD falls across a spectrum. An individual with a developmental delay may experience less impairment in day-to-day functioning than a person with an intellectual or developmental disability that requires the assistance of a caregiver. The appearance and behaviors of most people with IDD do not differ from people without a disability. People with IDD may not choose to disclose to members that they have a disability.

While there is no single way to determine if a person has IDD, or the extent of their disability, members of law enforcement need to develop an understanding and awareness of IDD that supports effective interactions between members and people with IDD including:

1. People with IDD may have difficulty in communicating. Individuals may:
 - Be non-verbal.
 - Be non-responsive.
 - Have a limited vocabulary or have a vocabulary of their own.

- Experience a loss of speech induced by stress.
 - Have difficulty understanding or answering questions.
 - Have a short attention span.
 - Experience sensitivity to touch, tone and volume of voice, or background noise.
 - Have limited English proficiency, or may not speak or understand English.
2. People with IDD may exhibit behaviors that do not seem appropriate for a situation, or may appear to:
- Act or react inappropriately to others.
 - Be easily influenced and eager to please others.
 - Be extremely compliant.
 - Be easily frustrated.
 - Have difficulty with following tasks.
 - Have difficulty assessing situations or peoples actions.
 - Have difficulty dealing with new or unusual situations, such as an incident that involves a crime or contact with a deputy.
- 3.. A person may become passive and afraid to speak, or become agitated because he/she cannot understand or respond to what a deputy is saying, due their disability and/or limited English proficiency.
4. A person may react defensively or become non-responsive when encountered by a deputy, due to fear and lack of understanding of the situation.
- Confusion or defensiveness can be misinterpreted as signs of resistance or aggression.
 - Non-responsive behavior may be misinterpreted as defiance or inattentiveness.
5. Some people, particularly those with co-occurring mental illness or other medical conditions, may appear incoherent, physically unsteady, confused and disoriented, or frightened.
- These characteristics can be misinterpreted as drug or alcohol use
6. It is not necessary for a deputy, dispatcher, or other member with direct citizen contact to diagnose an individual with a disability. What is needed from deputies is that if they know, or believe the person has IDD, they attempt to respond to each individual in a calm and appropriate manner.

5.08.115

COMMUNICATING WITH A PERSON WITH IDD: 06/17

During an incident, the language and behaviors communicated by people with IDD and deputies may be misinterpreted and lead to challenges in communication. For example, a person who is lost may deny this, because he/she does not want to bring attention to his/her inability to find his/her way home. When questioned, a person with IDD may be extremely compliant and respond with the answers he/she thinks the deputy wants to hear, even when he/she does not understand the questions being asked. A person may volunteer information that turns out to be erroneous, because he/she enjoys the attention or wants to be seen as helpful.

When communicating with people with IDD deputies should show people the same respect they would show any other individual. People with IDD are people first and do not like to be described or labelled by their disability. Using inappropriate language such as calling a person with IDD "retarded" is offensive, perpetuates bias and stereotypes, and creates barriers to effective communication. The following are guidelines that support effective interactions:

1. When speaking to a person with IDD, members should:
 - a. Treat adults as adults.
 - b. Treat children as children.

- c. Ask the person if he/she understands and speaks English. If not, or if his/her proficiency seems limited, an interpreter service or language line should be used to ensure effective communication.
 - d. Arrange to question a person with IDD in a calm setting, free of distractions.
 - e. Speak directly to the person. Do not assume a person with IDD is incapable of communication with a member of law enforcement.
 - f. Use simple and concise language.
 - g. If possible, use the person's name often.
 - h. Use short declarative sentences.
 - i. Break complicated instructions or information into smaller parts and re-state a question if a person does not respond.
 - j. Be sensitive to direct eye contact, the person may find it uncomfortable.
 - k. Be sensitive to the tone and volume of voice used in communicating with the person.
 - i. Be sensitive to the use of body language, gestures, or touch, the person may find it uncomfortable.
2. Have the person repeat the information in his/her own words and ask questions about anything he/she does not understand.
 3. Check for comprehension by asking the person to tell you how he or she is going to act on the information you are providing (e.g., directions to a location).
 4. Members should be patient and take extra steps to communicate effectively to ensure understanding, ease fear, and show support and respect.

5.08.120

MISSING OR LOST PEOPLE WITH IDD: 06/17

Deputies must respond rapidly to calls reporting that a person with IDD is lost or has run-away, because the individual may not be able to make the critical judgments necessary to keep him or herself from injury or other harm. (See GOM 12.02.000 MISSING PERSONS).

1. When taking reports from family, legal guardians, or other support people, the deputy may gain information about the missing or lost person's interests or hobbies. This information may be useful in establishing rapport with the person upon contact.
2. When the person is located, the deputy must approach him/ her in a calm and reassuring manner because, if called in a loud voice or approached in an aggressive manner, the person may not respond, or out of fear, may seek a place to hide.
3. When contact is made and the individual appears to be unable to travel independently, or is a juvenile, the deputy should notify family, legal guardians or other support people and transport the individual to them as appropriate.
4. If unable to elicit information about the person's residence, deputies should contact an appropriate social services agency to assist members in obtaining information to locate the person's residence and their family, legal guardian or support people.

5.08.125

ARRESTING AND/OR INTERVIEWING A PERSON WITH IDD: 06/17

A deputy who arrests and/or interviews a person with IDD, or observes that the person may have IDD, should take the following measures:

1. To avoid harm to a person with IDD, a deputy who arrests and/or takes custody of a person with, or thought to have IDD should be aware that the person may:
 - a. Have a physical disability or medical condition that requires medication or medical care, including the use of personal medical equipment connected to their body or held in their possession.
 - b. Be sensitive to, or traumatized by touch, such as having their body searched.

- c. Have medical conditions or physical disabilities that may put them at risk of injury or death from the use of force or restraint.
2. A deputy who takes a person with IDD into custody as a suspect, or places the person under arrest, needs to immediately make every effort to notify family, legal guardians, or other appropriate support people. They may voluntarily share important information about the person's IDD, history of interaction with law enforcement, behavior and reaction under stress, English proficiency, medical concerns, the person's level of awareness about their Constitutional rights, the person's ability to advocate for themselves, and any relevant planning documents about the person.
3. While in custody or under arrest, a person with IDD may be calmed and put at ease by the presence and guidance of their family, legal guardians, or other appropriate support people resulting in more effective communication with deputies.
4. The American Disabilities Act does not require law enforcement officers to provide an attorney for a suspect with IDD; however it is strongly recommended that deputies have an attorney present prior to questioning as a safeguard in protecting the person's Constitutional rights.
5. Deputies should be aware that a person with IDD may:
 - a. Not fully understand the concepts of law and illegal activity, or realizes that an act is or was criminal in nature.
 - b. Not fully understand his or her involvement in a criminal activity or the consequences of his or her involvement.
 - c. Be vulnerable to manipulation by another person because of their IDD and/or;
 - d. Be particularly vulnerable in an atmosphere of stress, threats and coercion, or in one of false friendliness designed to induce confidence and cooperation and/or;
 - e. Be extremely compliant.
6. People with IDD may have difficulty understanding law enforcement procedures and consequences. In particular:
 - a. They are less likely than the average person to be aware of their Constitutional rights.
7. Deputies should read and explain the *Miranda* warnings slowly and carefully to people with IDD, and:
 - a. If a person appears not to understand *Miranda* warnings, deputies should be cautious and make every effort to be sure the warnings are understood.
 - b. If deputies are not sure that a suspect understands his or her rights, then they should ask the suspect to explain each phrase of the warnings in his or her own words.
 - c. Deputies can also check for understanding by asking the individual questions such as what a lawyer is or how a lawyer might help him or her.

5.08.130

COMMUNITY RESOURCES AND ALTERNATIVES TO ARREST: 06/17

1. Alternatives to arrest: At times, it may be necessary or desirable to seek alternatives to traditional arrest for people with IDD including:
 - a. Deputies using discretion when a situation involves a person who they believe should not be detained or charged, based on evidence suggesting the likelihood that the person with an IDD has a limited understanding of the concepts of law and illegal activity.
 - This may include activity or behaviors characteristic of a person's disability that may be viewed as negative or suspicious by other members of the community but are not harmful or that do not represent a threat to public safety.
 - b. Releasing the person to their family, legal guardian(s), or other support people after obtaining information necessary to complete appropriate reports.

- c. Having the person transported to an emergency room if there are medical symptoms that need to be assessed.
2. Community resources for first responders only: The following resources are made available to first responders only through the Crisis Solution Center (see GOM 5.10.000):
 - a. The Mobile Crisis Team is a mobile team of mental health and chemical dependency professionals that accept real-time referrals 24/7 from first responders for individuals who are experiencing a behavioral health and/or a chemical dependency crisis, including individuals with IDD. The team will respond to call from deputies who encounter an individual in crisis.
 - Mobile Crisis Team (206) 245-3201
 - b. Contacting the Crisis Diversion Facility for individuals who are experiencing a behavioral health or chemical dependency crisis and otherwise are not able to return home. The individual may be appropriate for intake at the Crisis Solution Center, where social workers can provide the person assistance and stabilization 24/7.
 - Crisis Diversion Facility (206) 682-2371
3. Other Community Resources: The following resources are available to first responders and the public:
 - a. Referring people with IDD who are impacted by discrimination related to race, culture, income and language to appropriate social supports, including culturally and linguistically appropriate services that may prevent future contact with deputies. Call 211, Monday – Friday, 8am – 6pm for County-wide information and referral resources for people with IDD available in multiple languages.
 - b. Information and referral for a person with IDD, experiencing a behavioral health crisis is available to the person, their family, legal guardian(s), or support people 24/7 by contacting the Crisis Connections at 866-4CRISIS (866-427-4747).
 - c. Assisting law enforcement with possible future contacts by sharing information about the SMART911 system with the person with IDD, family, legal guardians or support people so that first responders have more context prior to a future response that involves the person. The public can access information on Smart911 at Smart911.com. Smart 911 is currently operating in Seattle and unincorporated areas of King County. It will be operating in other parts of King County in the future.

5.09.000 EXCITED DELIRIUM

9.30.005

INTRODUCTION: 12/07

Deputies periodically come into contact with subjects exhibiting bizarre behavior. This behavior is often a result of alcohol intoxication, the influence of drugs, mental illness, uncontrolled anger, or a combination of these factors. However, in some cases bizarre behavior may be associated with a serious medical condition called excited delirium, which in some instances may be fatal.

The purposes of this policy is to help deputies (1) identify subjects who are possibly in a state of excited delirium, (2) manage the situation in a manner that minimizes the risks to all those involved and (3) facilitate medical care for the subject as soon as practical.

5.09.010

DEFINITIONS: 12/07

For the purpose of this policy:

“Excited Delirium” means a sudden, abrupt display of exaggerated behavior. The subject becomes very agitated, possibly to the point of extreme violence. The affected subject often, but not always, engages others in a vigorous struggle and may end up dying suddenly regardless of intervention efforts by law enforcement or medical personnel.

5.09.015

RECOGNIZING EXCITED DELIRIUM: 12/07

1. Excited delirium may be caused by several factors including:
 - a. Chronic drug use (particularly cocaine or methamphetamine abuse),
 - b. Substance withdrawal,
 - c. And/or mental illness.
2. The subject’s ability to focus, sustain, or shift attention is impaired, and he/she is easily distracted.
3. The subject’s speech may be rambling and incoherent, and it may be difficult or impossible to engage the subject in conversation.
4. The subject may also be disoriented, misinterpret perceptions, be delusional, and/or experience hallucinations.
5. Due to an elevated body temperature, many of these subjects remove one or more items of clothing, and they often appear impervious to pain.
6. A subject in an excited delirium state may exhibit one or more of the following:
 - a. Physical characteristics.
 - Dilated Pupils.
 - High Body Temperature (hyperthermia).
 - Sweating Profusely.
 - Skin Discoloration.
 - Extremely Agitated.

- b. Behavioral cues.
 - Seemingly unlimited stamina.
 - Impervious to pain.
 - Intense Paranoia.
 - Violent and/or Bizarre Behavior.
 - Attraction to glass, water or shiny objects.
 - Removing Clothing.
 - Violently Resists During Control Attempts.
 - Continues to Resist After Being Restrained.
 - 1,000 yard stare.
 - Muscle Rigidity.
 - Incoherent Speech – Guttural Noises.
7. Deputies have neither the expertise nor the opportunity in these situations to diagnose the underlying cause of these symptoms and behaviors. However, recognition of these symptoms and behaviors may aid deputies in deciding how to respond to the subject exhibiting them.

5.09.020

MANAGING EXCITED DELIRIUM: 12/07

Once a dispatcher or deputy concludes that a subject may be in an excited delirium state, the incident should be managed as a medical emergency, in addition to whatever other law enforcement response may be required under the circumstances, including the use of reasonable force.

5.09.025

COMMUNICATION CENTER'S ROLE: 12/07

1. If a dispatcher believes, based upon information provided by the reporting party, that a subject involved in an incident may be in an excited delirium state, the call receiver should forward that information as soon as possible to the dispatcher to be relayed to the responding deputies.
2. When a dispatcher receives information that a subject involved in an incident may be in an excited delirium state the dispatcher should:
 - a. Relay the information to the deputies assigned to the incident as soon as possible.
 - b. Request EMS when advised by the responding deputies, whether or not they have arrived at the scene.
 - c. Advise EMS personnel to stage at a location a safe distance from the scene until notified by the deputies that the scene is secure.
 - d. Inform responding deputies that EMS is en-route and where they will be staged.
3. If practical, a minimum of four deputies should be dispatched to the incident.

5.09.030

DEPUTY'S ROLE: 12/07

1. Deputies responding to an incident conclude that a subject may be in an excited delirium state, deputies should, as soon as practical, request EMS to respond.
2. If the subject involved or others at the scene pose a potential threat, deputies should advise EMS to stage until the scene is secure.

3. If the subject does not appear to pose an immediate threat to the physical safety of deputies or to other persons, or to him or herself, or pose an immediate threat to escape, deputies should consider:
 - a. Containing the subject while maintaining a safe distance.
 - b. Remove others who might be harmed by the subject from the immediate area.
 - c. Gaining the subject's voluntary cooperation.
4. If the subject to be taken into custody is armed or combative, is attempting to escape custody or otherwise poses a threat to the physical safety of deputies or to other persons, or to him or herself, deputies may employ that amount of force that is reasonable and necessary to protect themselves and others at the scene and to take the subject into custody.
5. To the extent practical, efforts should be made to minimize the intensity and duration of the subject's resistance and to avoid engaging in a potentially prolonged struggle.
6. If circumstances allow, it may also be possible to limit the subject's resistance by employing a Taser, and/or several deputies simultaneously restraining the subject quickly.
7. Once the subject is in custody and the scene is safe, EMS personnel should be called to the scene.
8. The subject's breathing should be monitored until EMS assumes control of medical treatment.
9. The subject should be transported by ambulance to an emergency medical facility.

5.10.000 CRISIS SOLUTION CENTER

5.10.005

INTRODUCTION: 12/16

The Crisis Solution Center (CSC) is designed to provide immediate mental health and/or substance use (herein referred to as behavioral health) disorder services to individuals who are in acute behavioral health crisis. The CSC is designed to steer individuals away from the revolving door of the jail cell and/or emergency department, to a facility that can attempt to stabilize their behavioral health issues with direct services. Deputies should use the CSC when an individual meets the requirements for referral and/or admission to the programs of the CSC. All referrals are done at officer discretion.

This policy does not include persons who are defined in GOM 5.08.000, "PERSONS IN BEHAVIORAL CRISIS".

1. Deputies can refer individuals to two of the components to the Crisis Solutions Center; the Mobile Crisis Team (MCT), and the Crisis Diversion Facility (CDF).
2. Individuals do not have to have committed an offense to be eligible for CSC services, any interaction between law enforcement and an individual in behavioral health crisis is an opportunity for a referral.

The MCT consists of two-person teams of mental health clinicians with training in substance use disorders, who respond to referrals from deputies in the community in order to assist with people, age 18 and older, in behavioral health crisis. They are available 24 hours a day, 7 days a week. The MCT helps resolve crises, provides referrals to ongoing services and supports, and assists with arranging or providing transportation for individuals as needed.

The CDF is a 16 bed, non-smoking, facility able to provide deputies with an alternative option to the jail or hospital emergency departments for individuals, age 18 and older, who are experiencing a behavioral crisis. The facility accepts individuals 24 hours a day, 7 days a week, who can stay for a maximum of 72 hours (length of stay is generally 24-48 hours). The CDF provides crisis and stabilization services, case management, needs assessments, and linkage with community-based services.

Additionally, the CDF can accept individuals to their facility on a jail diversion, in lieu of a booking into jail. Individuals in behavioral health crisis often come to the attention of law enforcement due to minor criminal infractions. In many cases, these infractions may be more related to symptoms of a behavioral health issue and basic daily survival, than any criminal intent. In cases where officers are engaged with individuals that are thought to be experiencing behavioral health problems, and an eligible offense.

Deputies can ultimately refer individuals to the CDF who are suffering from a behavioral health disorder in three different scenarios:

1. During a voluntary, non-criminal, social contact where police are called to a scene to initiate contact with a person suffering from a behavioral health disorder, as part of an officer's community caretaking function; or
2. During an investigative detention under *Terry*, where police contact with a person suffering from a behavioral health disorder, where the officer has an initial reasonable suspicion to believe that criminal activity is afoot, but that does not ultimately result in a probable cause arrest or;
3. When an officer has probable cause to believe that a person suffering from a behavioral health disorder has committed a misdemeanor or simple felony drug possession criminal offense listed below as an eligible offense.

5.10.010

REFERRAL GUIDELINES to the MCT: 12/16

The following criteria should be considered in making a referral decision to the MCT:

1. The individual is age 18 or older.
2. The individual is willing to engage in services.
3. The individual has some behavioral control to participate in services.

PROCEDURES:

1. Deputies arriving on scene shall make an initial assessment of the situation and identify if the individual meets the requirements for referral to the MCT.
2. If the individual meets the requirements deputies should contact the MCT at (206) 245-3201 to request an outreach or consultation (this is not a public number and is for first responders only, do not give this number to anyone in the community). The MCT only needs a location and a deputy's name/contact information, to respond. When possible, deputies are encouraged to provide additional information to assist the MCT in their response, such as:
 - a. Demographic information of the client (if known).
 - b. Reason for referral.
 - c. Any other relevant information (i.e. service animals, property to transport, assisted mobility devices, medical issues, if the individual speaks a language other than English, etc.).
3. The MCT will provide an estimated time of arrival at the deputy's location to assist in determining if the resource is an option for the deputy.
4. Deputies are asked to remain with the individual, if possible, until the MCT arrives and establishes their ability to work with the individual. The MCT will work with the referring officer to identify alternative response options if the officer is unable to remain on scene to await the outreach.
5. The MCT will travel to the scene and engage in an assessment of the individual along with the responding deputies.
6. Deputies may run a WACIC criminal history to provide basic background information on an individual including violent offender status and registered sex offender status, especially if a referral to the CDF is being considered.
7. If the MCT is not available, deputies can call CDF directly at (206) 682-2371 and follow the guidelines and procedures below regarding referral to the CDF.

5.10.015

REFERRAL GUIDELINES to the CDF: 12/16

The following criteria should be considered in making a referral decision to the CDF:

1. The individual is age 18 or older.
2. The individual is willing to engage in services.
3. The individual has some behavioral control to participate in services.
4. The individual has not been convicted of a violent or sex offense as defined in RCW 9.94A.030 within the past 10 years, and is not currently registered as a sex offender.
5. The individual does not have an active, extraditable criminal warrant.
6. The individual does not have a medical condition that requires immediate treatment.

PROCEDURES:

1. Deputies arriving on scene shall make an initial assessment of the situation and identify if the individual meets the requirements for referral to the CDF. Deputies do not need to attempt an MCT referral prior to making a direct referral to the CDF.

2. Deputies shall run a WACIC criminal history to provide basic background information on an individual including violent offender status and registered sex offender status. If the individual is either classified as a violent or sex offender, if they have a conviction for a violent or sex offense (9.94A.030), or if they are on an active, extraditable warrant, they are not eligible for referral to the CDF.
3. If the individual meets the admission requirements, deputies should contact the CDF directly at (206) 682-2371 to make a referral. All referents are required to contact the CDF to engage in a phone screening prior to bringing an individual to the facility. Deputies will be asked to provide the following:
 - a. Demographic information of the client (if known).
 - b. Reason for referral.
 - c. Medical issues (if known) and other relevant information available (i.e. service animals, property to transport, assisted mobility devices, if the individual speaks a language other than English, etc.).
 - d. Danger to Self, Danger to Others, Destruction to Property, Grave Disability information.
 - e. Criminal background information.
 - f. When deputies deliver the person to the CDF, they will provide relevant information to the CDF, but no additional paperwork will be required of the deputies.
4. After the individual has been screened and approved for admission to the CDF, deputies can take the individual directly to the CDF, or request assistance with transportation if available. Deputies that transport clients to the CDF will walk the individual into the facility and hand the individual off to the CDF staff. Direct drop-offs should take around 5 minutes, but no longer than 15 minutes.
5. Complete and incident report using the proper FCR.
6. Deputies are not required to respond back to the CSC if, after being admitted, a suspect should elect to leave the facility without having completed or participated in any CSC directed program.
7. Deputies who elect not to use the CSC as a jail diversion will not be censured if, due to the circumstances of their investigation, they determine that a diversion is not appropriate.

5.10.020

JAIL DIVERSION REFERRAL GUIDELINES: 12/16

For individuals subject to arrest, the officer has the option to forego booking into the King County Jail and instead transport the individual, at their express assent and approval, to the CDF. The following criteria should be considered in making a referral decision regarding a jail diversion:

- a. Has this person committed a listed misdemeanor or felony drug possession offense?
 - b. Does this person appear to have behavioral health issue?
 - c. Does the offense the person is alleged to have committed require mandatory arrest and booking into jail?
 - d. Is the offense the person is alleged to have committed, an eligible offense for diversion to CSC?
 - e. Does the person have prior criminal history that is violent or disqualifying from the CSC?
 - f. Does the person have any medical conditions at the time of arrest that requires immediate medical treatment or referral to a hospital?
 - g. Does the person display any interest in being offered services at a CSC rather than being taken to and booked into Jail, or do the person's words and actions indicate they will be combative and non-cooperative with the offering of services?
 - h. Has the potential crime victim been notified of the diversion option and is there strong opposition to the diversion from the victim that should be considered in the decision?
 - i. Is the crime involved related to a Domestic Violence (DV) criminal charge?
2. Misdemeanor and felony crimes that will be accepted as a jail diversion at the CSC.
 - a. Criminal Trespass I & II.
 - b. Theft 3.
 - c. Malicious Mischief.

- d. Unlawful Bus Conduct.
 - e. Disorderly Conduct.
 - f. Obstructing.
 - g. Use of Drug Paraphernalia.
 - h. Possession of Marijuana (>28 grams <40 grams, or any possession by a minor).
 - i. Alcohol in a Park.
 - j. NVOL (No Valid Operator's License).
 - k. DWLS 3.
 - l. Minor in Possession of Alcohol.
 - m. Unlawful Issuance of Bank Checks.
 - n. Prostitution.
 - o. Loitering for Purposes of Prostitution.
 - p. Possess Fraudulent Driver's License.
 - q. Failure to Obey.
 - r. Theft of Rental Property.
 - s. Drug Traffic Loitering.
 - t. Telephone Harassment (abuse of 911 system).
 - u. False Reporting.
 - v. VUCSA: Simple Possession of Cocaine < 1 gram.
 - w. VUCSA: Simple Possession of Heroin < 1 gram.
 - x. VUCSA: Simple Possession of Methamphetamine <1 gram.
 - y. VUCSA: Possession of Legend Drugs (Prescription Drugs without Proper Prescription).
3. A person does not qualify for the CSC if:
- a. They are currently being arrested for an offense not listed in # 2.
 - b. They have been convicted of a violent or sex offense as defined in RCW 9.94A.030 within the past 10 years, or are currently registered as a sex offender.
 - c. They have an active, extraditable criminal warrant.
 - d. They are gravely disabled and are incapable of providing essential human needs of health or safety to themselves.
 - e. They refuse a CSC referral.
 - f. They are arrested for any DV related offense.

PROCEDURES:

1. Deputies arriving on scene shall make an initial assessment of the situation and identify if the individual meets the requirements for admission to the CDF, and qualifies for a jail diversion based on current criminal offense.
2. Deputies shall run a WACIC criminal history to provide basic background information on an individual including violent offender status and registered sex offender status. If the individual is either classified as a violent or sex offender, if they have a conviction for a violent or sex offense (9.94A.030), or if they are on an active, extraditable warrant, they are not eligible for referral to the CDF.
3. If the individual meets the admission requirements, deputies should contact the CDF directly at (206) 682-2371 to make a referral. All referents are required to contact the CDF to engage in a phone screening prior to bringing an individual to the facility. Deputies will be asked to provide the following:
 - a. Demographic information of the client (if known).
 - b. Reason for referral.
 - c. Medical (if known) and other relevant information available (i.e. service animals, property to transport, assisted mobility devices, if the individual speaks a language other than English, etc.).
 - d. Danger to Self, Danger to Others, Destruction to Property, Grave Disability information
 - e. Criminal background information.

4. After the individual has been screened and approved for admission to the CDF, deputies can take the individual directly to the CDF, or request assistance with transportation if available. Deputies that transport clients to the CDF will walk the individual into the facility and hand the individual off to the CDF staff. Direct drop-offs should take around 5 minutes, but no longer than 15 minutes.

5.11.000 SEARCH WARRANTS

5.11.005

INTRODUCTION: 05/99

The general rule is crime scene searches may not be conducted without a search warrant, except where there are exigent circumstances or lawful consent. A signed Consent to Search does not always guarantee later admissibility of seized evidence for trial purposes. A search warrant will be issued when sufficient facts have been presented to a judge to allow him/her to independently determine that there is probable cause to believe that the item(s) to be searched for is (a) the type of thing for which a search warrant may be issued, and (b) presently located where the person presenting the information says it is. Probable cause is determined on the basis of the information presented. Therefore, the type and amount of information necessary to obtain a warrant will vary from case to case.

5.11.010

GENERAL PROVISIONS: 05/09

1. Search warrants issued through King County Superior Court are valid throughout the state.
2. Search warrants issued through a district court are valid only in the county of issuance.
 - Deputies needing a search warrant for property in another county should obtain it through the appropriate court of that county.
3. Search warrants are normally valid for ten (10) days from the time of issuance, and must be returned within three (3) days after service, unless otherwise stipulated by the issuing judge.

5.11.015

ROLE OF THE PROSECUTOR'S OFFICE: 05/99

1. The King County Prosecutor's Office offers assistance in the form of legal advice and review of search warrants on a twenty four (24) hour basis.
2. Deputies should have Affidavits for Search Warrants approved by a deputy prosecutor for the following reasons:
 - a. The law of Search and Seizure is subject to rapid and radical change.
 - b. Ultimately it will be the Prosecutor's job to defend a warrant against the suppression of evidence on a claim of illegal search.
 - c. A case based on a search warrant may be filed more rapidly.
3. Deputies who are writing an Affidavit for Search Warrant and need the assistance of a Prosecutor may call them during regular business hours.
4. Deputies needing assistance at night or on weekends should contact the Precinct CID supervisor who will have a current list of appropriate Prosecutors.
 - a. When the list is sent by the Prosecutor's Office, it will be distributed by the Major Crimes Supervisors.
 - b. The list is confidential and shall not be disseminated outside the department.

5.11.020

PERSON PRESENTING THE INFORMATION: 05/99

1. When a particular situation appears to call for a search warrant, a decision should be made immediately as to who should be the affiant (the person who presents the information to the judge and swears to his belief in the truth of the same).
2. That person should have or obtain all the information available concerning the situation, including, but not limited to:
 - a. Source of Information:
 - His/her own observation, or that of another deputy.
 - The observation of a private citizen.
 - The observation of a confidential informant.
 - b. Reliability:
 - Deputies/police officers are presumed to be reliable.
 - Private citizens can be presumed to be reliable if the information to the judge includes the underlying reasons for believing the individual. Some considerations are:
 - Time in community.
 - Steady work or business.
 - Property owner.
 - Held any position of trust.
 - Registered voter.
 - Certified address and phone number at which you can reach the person.
 - Driver's license.
 - Lack of a criminal history.
 - Any other information which shows this person is an average citizen in the community.
 - Confidential informants do not usually have the attributes listed above, but they can be considered reliable by looking at past performance. Some considerations are:
 - How long known to police.
 - Provided information that has led to arrests, convictions, and/or recovery of evidence.
 - Basis of knowledge of the crime.
 - c. Observations:
 - WHEN:
 - Did he/she tell?
 - Did he/she see or hear, including date and time of day?
 - WHERE:
 - Was he/she when their observations were made?
 - Were the things he/she saw or where was he/she told they were?
 - Is the place to be searched? (This must be described in sufficient detail to enable **any** deputy/detective serving the warrant to locate the place.) Specifics about the location are very important, such as the appearance of a structure, or a legal description if no address is available. (Example: A blue two-story, wood-framed, single-family dwelling with white trim, located at 12345 6 Ave SW, Seattle, King County, Washington.)

- WHAT:
 - Was seen? (Example: In the case of stolen goods, a detailed description may be necessary if they are not otherwise readily identifiable. In the case of illegal drugs, it may be necessary to indicate how the person knows illegal drugs when he/she sees them.)
- WHY:
 - You believe the informant.
 - You believe the goods are stolen or the drugs are illegal.
 - You believe the items are still present where last seen.

d. Corroboration:

This is not always necessary but can be extremely important. It may include:

- Any additional information from any other reliable source which would indicate that your present information is correct.
- Information from another informant or from surveillance.
- An independent check of police records or public documents. You should ask yourself, "What can be done to verify any portion of the information I have received?"

5.11.025

SEARCH WARRANT V. TELEPHONIC SEARCH WARRANT: 02/21

The process for either type of search warrant is basically the same. During normal business hours and with close access to the appropriate judge, department members may always hand write or type the Affidavit For Search Warrant and Search Warrant and personally present it to a judge for his/her signature. Use of telephonic Search Warrants can minimize delays in an investigation. Deputies should prepare both the Affidavit and Search Warrant in writing before calling a judge.

1. There are three (3) parts to a search warrant, all of which are printed on "fill in the blank" forms.
 - a. Affidavit for Search Warrant.
 - b. Search Warrant.
 - c. Inventory and Return of Search Warrant.
2. Once the written documents have been prepared, department members shall follow these procedures:
 - a. If needed, telephone a deputy prosecuting attorney from the search warrant list provided by the Prosecuting Attorney's Office. Read the affidavit and the search warrant to the deputy prosecutor and solicit his/her input and suggestions.
 - b. E-mail the affidavit to the deputy prosecutor.
 - c. Make any changes necessary. Normally the deputy prosecutor will simply approve the documents and tell you to proceed. Sometimes it may be necessary to arrange a conference call for you, the deputy prosecutor, and the judge.

3. Additional steps for a **telephonic search warrant**:
 - a. Call a District Court or Superior Court judge from the list provided by the Prosecutor's office and determine if the judge is familiar with the telephonic warrant procedure. If not, or if the judge is unwilling to proceed, call the next judge until you find one who is willing to assist.
 - **Pro Tem Judges cannot approve a search warrant.**
 - **Superior Court Judges must approve an out of county warrant.**
 - b. Turn the tape recorder on and do not turn it off until the end of the conversation.
 - This will avoid any accusations of gaps or omissions.
 - c. Test the tape recorder to make sure that it is operating properly.
 - d. Announce the date and time you begin and identify yourself by name and rank as a commissioned deputy with King County Sheriff's Office. Also announce the judge's name and the fact that you are calling him/her for the purpose of obtaining a telephonic search warrant.
 - e. Ask the judge if it O.K. to tape.
 - f. Ask the judge to put you under oath/swear you in.
 - g. Read the affidavit to the judge, including any incorporated reports, statements.
 - Read the affidavit in its entirety and verbatim.
 - h. Place any other pertinent information on the tape, including having another person (a citizen informant, for instance), speak with the judge and answer the judge's questions. If another person speaks directly to the judge, remind the judge to place that person under oath. The identity of a confidential informant should not be revealed.
 - Reliability should be established on tape.
 - i. Read the search warrant to the judge, including the place to be searched and the items to be seized.
 - Read the search warrant in its entirety and verbatim.
 - j. Ask the judge for authority to sign his/her name to the search warrant. Once you obtain permission, announce the date and time when you finish recording and end the conversation.
 - k. Rewind the tape and play it back to make sure that it has been completely recorded.
 - If a portion has been missed, re-contact the judge and start over.
 - l. Have the tape transcribed.
 - m. File the original tape with the Court along with the appropriate copies of the Affidavit for Search Warrant, Search Warrant, and Inventory and Return of Search Warrant.
4. After service of a Search Warrant deputies shall serve the copy of the Inventory and Return of Search Warrant and Search Warrant in the following manner:
 - a. Upon the person from whom or from whose premises the property was taken, or
 - b. Conspicuously post within the premises/place the property was found.
 - The Prosecutor's office suggests the description of the property be general (e.g., six (6) Sony televisions, ten (10) halogen lamps, one (1) pair of shoes etc.).
 - Deputies should not leave or post copies of the Custodial Property Summary.

5. Each form has specific copies which must be filed within three business days after service of the warrant:
 - a. Copy of the Inventory and Return of Search Warrant and Search Warrant must be "left at premises searched" and a copy filed with the court.
 - b. Telephonic warrants **require** you to file the **original tape recording** with the **Court File** copies of the Affidavit for Search Warrant and Search Warrant.

5.11.030

TELEPHONIC AFFIDAVIT BOILERPLATE: 05/99

This is a tape recorded conversation between Detective/Deputy _____ serial number _____, of the King County Sheriff's Office, (specialized Unit if any) _____, and Judge _____ of the King County Superior/District Court _____ Division for King County Washington.

The date of this recording is _____. The current time is _____.

This conversation is being recorded by Detective/Deputy _____ on equipment located at the King County address of _____. Your Honor, we are currently investigating a _____ (type of crime) _____, and we need a telephonic search warrant. If you will swear me in I will read the affidavit of the search warrant for you.

THE JUDGE WILL SWEAR YOU IN NOW.

THE NEXT SECTION WILL LIST AFFIANT EXPERIENCE WHICH WILL VARY FROM PERSON TO PERSON.YOUR SEARCH WARRANT SHALL INCLUDE YOUR PROFESSIONAL EXPERIENCE. FOR EXAMPLE:

Your affiant Detective/Deputy _____ has been employed as a Detective/Deputy by the King County Sheriff's Office since _____. That your affiant is a King County Sheriff Detective/Deputy assigned to the King County Sheriff's Office (specialized unit if any) _____; That your affiant has been doing criminal follow-up investigations since _____; that your affiant has been involved in _____ (type and approximate number of) investigations since _____ (year) and has attended _____ (list any specialized schools or training) _____. That your affiant is the assigned follow-up investigator in this case; King County Sheriff's Office case number on this incident is _____.

THE NEXT SECTION WILL LIST YOUR PROBABLE CAUSE AND IS SIMILAR TO A DETAILED OFFICER'S WITNESS STATEMENT. FOR EXAMPLE:

On _____ at approximately _____ hours, King County Sheriff's Office responded to a reported _____ at the address of _____ in King County, Washington. King County Deputy(s) arrived at _____ hours. King County Deputy(s) were directed to _____ where the crime of _____ appears to have been committed. King County deputies made a cursory examination and this examination indicates the victim(s) was/were _____ with _____ being caused by _____. King County Sheriff's Office have secured the scene since they arrived.

King County Sheriff's Office and your affiant, Detective/Deputy _____, request a search warrant for the property described as _____ (use a detailed, specific description) _____, located at the address of _____, _____ (city) _____, King County, Washington, to search for and seize evidence of _____. This evidence consists of but is not limited to photographs, diagrams, measurements, papers of dominion, _____, _____, and instrumentalities of the crime of _____, and any other evidence of this crime and any related crimes, which may have contributed to this crime. I, _____ (your name) do solemnly swear that the above is true and correct.

This concludes the affidavit, your Honor, do you have any questions?

Now with your permission I will read the search warrant.

READ THE SEARCH WARRANT NOW.

ASK THE JUDGE TO GIVE PERMISSION TO SIGN HIS/HER NAME TO THE SEARCH WARRANT.

THE ENDING TO BE PUT ON TAPE:

This will end the tape recorded conversation between Detective/Deputy _____ and Judge _____ of the King County Superior/District Court _____ Division, King County, Washington. Today's date is _____. The current time is _____.

END OF TAPE RECORDED PORTION. ALWAYS CHECK THE QUALITY OF YOUR RECORDING!

5.11.035

AFFIDAVIT BOILERPLATE: 05/99

AFFIDAVIT FOR SEARCH WARRANT

COURT FOR KING COUNTY

STATE OF WASHINGTON)
COUNTY OF KING)

NO.

AFFIDAVIT FOR SEARCH WARRANT

The undersigned on oath states: I believe that:

() Evidence of the crime (s) of

_____ , and

() Contraband, the fruits of a crime, or things otherwise criminally possessed, and

() Weapons or other things by means of which a crime has been committed or reasonably appears about to be committed, and

() A person for whose arrest there is probable cause, or who is unlawfully restrained is/are located in, on, or about the following described premises, vehicle or person:

My belief is based upon the following facts and circumstances:

(Continued on next page)

Affidavit for Search Warrant,

Page 1 of _____

White copy: Court File
Canary Copy: Police File
Pink Copy: Judge's Copy

Affidavit for Search Warrant (continued)

_____ Affiant

_____ Agency, Title and Personnel Number

Subscribed and Sworn to before me this _____ day of _____, (year).

_____ Judge

Issuance of Warrant Approved:

By _____
Deputy Prosecuting Attorney

Affidavit for Search Warrant,
Page ____ of ____

White Copy: Court File
Canary Copy: Police File
Pink Copy: Judge's Copy

5.11.040

SEARCH WARRANT: 05/99

_____ COURT FOR KING COUNTY

STATE OF WASHINGTON)

NO.

) SS.

COUNTY OF KING)

SEARCH WARRANT

TO ANY PEACE OFFICER IN THE STATE OF WASHINGTON:

Upon the sworn complaint made before me there is probable cause to believe that the crime(s) of

has been committed and that evidence of that crime; or contraband, the fruits of crime, or things otherwise possessed; or weapons or other things by means of which a crime has been committed or reasonably appears about to be committed; or a person for whose arrest there is probable cause, or who is unlawfully restrained is/are concealed in or on certain premises, vehicles or persons.

YOU ARE COMMANDED to:

1. Search, within _____ days of this date, the premises, vehicle or person described as follows:

2. Seize, if located, the following property or person(s):

(Continued on next page)

Search Warrant
Page 1 of 2

White Copy: Court File
Canary Copy: Police File
Pink Copy: Judge's Copy
Goldenrod Copy: Left at premises

searched

Search Warrant (continued)

2. (continued) :

3. Promptly return this warrant to me or the clerk of this court; the return must include an inventory of all property seized.

A copy of the warrant and a receipt for the property taken shall be given to the person from whom or from whose premises property is taken. If no person is found in possession, a copy and receipt shall be conspicuously posted at the place where the property is found.

Date/Time:

JUDGE

Printed or Typed Name of Judge

() This warrant was issued by the above judge, pursuant to the telephonic warrant procedure authorized by JCrR 2.10 and CrR 2.3, on _____, 20 _____ at _____m.

 Printed or Typed Name of Peace Officer, Signature of Peace Officer Authorized to Affix Judge's
 Agency and Personnel Number Signature to Warrant

Search Warrant

White Copy: Court File
 Canary Copy: Police File
 Pink Copy: Judge's Copy
 Goldenrod Copy: Left at premises searched

5.11.045

INVENTORY AND RETURN: 05/99

_____ COURT FOR KING COUNTY

STATE OF WASHINGTON)
) NO.
COUNTY OF KING)

**INVENTORY AND RETURN
OF SEARCH WARRANT**

1. I received a search warrant for the premises, vehicle or person specifically described as follows:

2. On the _____ day of _____, 20 ____, I made a diligent search of the above-described premises, vehicle or person and found and seized the items listed below in Item 7.

3. Name (s) of person (s) present when the property was seized:

4. The inventory was made in the presence of:

- () The person(s) named in (3) from whose possession the property was taken.
- () Others: _____

5. Name of person served with a copy or description of place where copy is posted:

6. Place where property is now stored:

(Continued on next page)

Inventory and Return of Search Warrant (continued)

7. Property and person(s) seized: (Indicate the location of property when seized):

Dated: _____

Signature of Peace Officer

Agency and Personnel Number

Printed or Typed Name

5.12.000 EXECUTING SEARCH WARRANTS

5.12.005

POLICY STATEMENT: 06/92

This policy is intended to assist detectives/deputies who are executing search warrants.

5.12.010

DEFINITIONS: 09/20

For the purpose of this policy:

1. **“Low risk search warrant”** means: A search warrant that will be served under circumstances where a suspect is not expected to be present or the suspect is already in custody.
2. **“Non-tactical search warrant”** means: A search warrant where a suspect is likely to be present, but based on a risk assessment, Tac-30 is not required for service.
3. **“Tactical entry search warrant”** means: A search warrant where a suspect is likely to be present and based on a risk assessment, Tac-30 is required for service.
4. **“Emergency search warrant”** means: A search warrant under circumstances that limit the time available for planning.
5. **“Outside agency search warrant”** means: A search warrant obtained by another law enforcement agency that requests the assistance of the King County Sheriff’s Office serving that warrant.
5. **“Tac-30 planner”** is a Tac-30 team member responsible for developing the plan to serve a tactical search warrant.
6. **“Lead Detective/Deputy”** means: The detective or deputy who obtained the search warrant.
7. **“Tactical Commander”** means: A Captain or Sergeant assigned to Tac-30 responsible for approval of tactics used to serve a search warrant and for the overall management of Tac-30 at the scene of search warrant service.
8. **“Dynamic”** means: Tactics comprised of a group of techniques that are characterized by continuous productive activity. This may include passing locations without searching them in order to move to a crisis site.
9. **“Deliberate”** means: Tactics comprised of a group of techniques that are characterized by continuous productive activity, but locations are not passed without being searched.
10. **“Slow and deliberate”** means: The systematic search of a location, clearing each room or area encountered prior to moving to the next, without regard for time.
11. **“Limited penetration”** means: A tactical maneuver where forward access by an entry team is limited to a measured and partial entry into an incident location rather than fully entering the location. Suspects and other occupants can be detained at the point of the entry and/or be called out from other places within the location to the area controlled by the entry team.
12. **“Breach and hold”** means: Surrounding the area to be searched and then opening doors and windows, forcibly if necessary, in order to communicate and seek voluntary compliance while trying to prevent the destruction of evidence.

13. **“Surround and call out”** means: Surrounding and containing the area to be searched and attempting to communicate in an effort to get occupants to exit prior to breaching or entry.
14. **“Serious crimes”** means: Felony assaults, rape, robbery, arson, kidnapping, unlawful imprisonment, burglary, murder, homicide by abuse, and manslaughter.
15. **“No knock search warrant”** means: A search warrant that is executed with no notice to the occupants of the location to be searched.

5.12.015

PROCEDURES USED TO SERVE TACTICAL AND NON-TACTICAL SEARCH WARRANTS: 09/20

Tactics will be determined on a case by case basis and can be adapted to address situational changes. Dynamic and deliberate tactics will only be used as part of a lifesaving effort or for the service of a warrant in furtherance of the investigation of a serious crime.

- Exceptions may be granted on a case by case basis by the Special Operations Captain, Division Chiefs, the Undersheriff or Sheriff.

5.12.020

LOW RISK SEARCH WARRANTS: 09/20

Low risk search warrants do not require a risk analysis. They may be served by deputies or detectives with prior authorization (written or verbal) from a supervisor.

5.12.025

NON-TACTICAL SEARCH WARRANTS: 09/20

1. The Lead Detective/Deputy shall:
 - a. Obtain the search warrant.
 - b. Complete a risk analysis.
 - c. Have the risk analysis approved by a Major or Chief via the chain of command.
 - d. Complete the search warrant tactical briefing form.
 - e. Ensure that all search warrant affidavits, search warrants and associated forms contain the **CORRECT**:
 - Street address.
 - Description of the building(s).
 - f. Be present for the warrant service.
 - g. Upon completion of the search warrant, ensure that reasonable steps have been taken to secure the area that was searched.
2. The Major or Division Chief shall:
 - a. Approve the risk analysis, determine that Tac-30 is not required.
 - b. Review the search warrant and tactical briefing form.
 - c. Assign an Incident Commander who has the rank of Sergeant or above.
3. The Incident Commander shall:
 - a. Attend the warrant briefing.
 - b. Assume full responsibility for the service of the warrant.
 - c. Be present for the warrant service.

- d. Ensure that a supervisor remains on scene until the warrant service is complete.
- e. Notify the chain of command when an unusual event occurs during the operation.

5.12.030

TACTICAL ENTRY SEARCH WARRANTS: 09/20

1. The Lead Detective/Deputy shall ensure that:
 - a. A search warrant is obtained.
 - b. A risk analysis is completed.
 - c. The risk analysis approved by a Major or Chief via the chain of command
 - d. Ensure that all search warrant affidavits, search warrants and associated forms contain the **CORRECT** street address and building description.
 - e. Contact a Tac-30 Sergeant in order to have a planner assigned.
 - f. The assigned Tac-30 planner is shown the **CORRECT** location to be searched.
 - g. The Tac-30 planner is given a copy of the search warrant, affidavit and related reports.
 - h. A search warrant tactical briefing form is completed.
 - i. Deconfliction and other agency notifications have taken place.
 - j. Coordinate with the Communications Center.
 - k. Detectives participate in the search warrant briefing.
 - l. A detective is present at the command post or warrant location during the service of the search warrant.
 - m. Upon completion of the search warrant, ensure that reasonable steps have been taken to secure the area that was searched.

2. The Tac-30 planner shall:
 - a. Coordinate the tactical operation with the Lead Detective/Deputy.
 - b. Ensure that the **CORRECT** location has been identified before executing the search warrant by visiting that location with the Lead Detective/Deputy. Additional site visits by planners must be coordinated with detectives.
 - c. Complete a plan for serving the warrant and brief a Tac-30 Sergeant for approval. The plan shall include the following:
 - Approach routes.
 - Layout of interior.
 - Hazard factors.
 - Possible number of suspects and non-suspects present.
 - Location of evidence (if known).
 - Photographs of the location and possible occupants when available.
 - Assignment of vehicles and equipment.
 - Any other information that would ensure a safe conclusion to the operation.
 - d. Conduct a search warrant briefing.
 - e. Critique the tactical operation after completion.

3. The Tac-30 Sergeant shall:
 - a. Review the search warrant, affidavit and plan to serve the warrant.
 - b. Ensure that all building search warrant affidavits and face sheets, contain the **CORRECT**:
 - Street address.
 - Description of the building.
 - c. Ensure that the Lead Detective/Deputy has accompanied the Tac-30 planner to the address to visually confirm that the address and description shown on the warrant matches the **CORRECT** building before the pre-operation briefing.
 - d. Review the Search Warrant Risk Analysis Checklist.

- e. Review the plan to serve the warrant with the Tac-30 planner and approve the plan, including tactics.
 - f. Ensure a pre-operation briefing is conducted. The briefing shall include the following:
 - Intelligence information regarding:
 - Approach routes.
 - Layout of interior.
 - Hazard factors.
 - Possible number of suspects and non-suspects present.
 - Location of evidence (if known).
 - Photographs of the location and possible occupants when available.
 - Assignment of vehicles and equipment.
 - Any other information that would ensure a safe conclusion to the operation.
 - Review the assigned duties to each member of the entry team and exterior security team.
 - Close an alternate communication talk group during the warrant service.
 - Descriptions of suspects and their vehicles, surveillance locations, and arrest signals for operations conducted outdoors.
 - g. Be present at all tactical entry operations.
 - If the supervisor is unavailable, he/she should immediately notify the Special Operations Captain.
 - The Special Operations Captain shall then designate another supervisor to participate in the operation.
4. The Major or Division Chief shall:
- a. Approve the risk analysis, determining that Tac-30 is required.
 - b. Assign an Incident Commander who has the rank of Captain or above.
5. The Incident Commander shall:
- a. Notify the Communications Center, the precinct of occurrence, and all other appropriate jurisdictions of the location and time of the search.
 - b. Be present for the incident and assume responsibility for the service of the search warrant.
 - c. Ensure that department approved vests, raid jackets, and hats are worn during all operations unless the detective(s) is working undercover inside the building or group targeted for the operation.
 - d. Ensure that uniformed deputies are present whenever possible.
 - e. Remain on scene until the scene is secure.
 - f. Ensure that a supervisor remains on scene until the warrant service is complete.
 - g. Notify the chain of command when an unusual event occurs during the operation.
6. The Tactical Commander shall:
- a. Be the final approving authority for the tactical plan.
 - b. Be present for the warrant service and remain until the scene is secure.
 - c. Be responsible for determining the tactics to complete any task assigned by the Incident Commander.
 - d. Ensure that at least two members of the Crisis Negotiation Team are present.

5.12.035

HOURS OF SERVICE: 09/20

1. The service of non-tactical and tactical search warrants should take place from 0600-2200hrs.
2. Exceptions to the hours of service require the approval of a Division Chief, the Undersheriff or Sheriff.

5.12.040

EMERGENCY SEARCH WARRANTS: 09/20

1. The Lead Deputy/Detective shall ensure that:
 - a. A search warrant is obtained.
 - b. A risk analysis is completed.
 - c. The risk analysis approved by the Incident Commander.
 - d. The correct address is on the search warrant.
 - e. The search warrant is reviewed by the Incident Commander, Special Operations Commander and Tac-30 Sergeant.
2. The Incident Commander will:
 - a. Have overall responsibility for the incident.
 - b. Review the search warrant and affidavit and ensure its' accuracy.
 - c. Approve the risk analysis.
 - d. Determine the need for Tac-30 if they haven't been activated.
 - e. Authorize the service of the search warrant.
 - f. Remain on scene until the scene is secure or until relieved.
 - g. Ensure that a supervisor remains on scene until the warrant service is complete.
 - h. Notify the chain of command when an unusual event occurs during the operation.
3. The Tactical Commander (if Tac-30 is activated) will:
 - a. Review the search warrant.
 - b. Determine the tactics that will be used to serve the warrant.
 - c. Revise tactics as needed due to situational changes.
 - d. Ensure that two members of the Crisis Negotiation Team are present when possible.
 - e. When time allows, brief the Incident Commander on the tactics to be used.
 - f. Remain present until the scene is secure or until relieved.

5.12.045

OUTSIDE AGENCY SEARCH WARRANTS: 09/20

1. The person receiving the request for assistance shall:
 - a. Review the search warrant and affidavit.
 - b. Review the outside agency risk analysis and if that is not available, create a risk analysis.
 - c. Have the risk analysis reviewed by a Division Chief via the chain of command.
 - d. If the warrant service is approved, follow policy classification assigned by the Division Chief.
 - e. Ensure that the outside agency provides a representative as part of the I.C.S. structure.
2. The Division Chief shall:
 - a. Approve or deny the request for assistance.
 - b. If approved, classify the warrant as non-tactical, tactical or emergency.
 - c. Assign an Incident Commander.

3. The Special Operations Captain may:
 - a. Approve or deny the request for assistance in the service of an outside agency emergency search warrant. If approved, the policy for the service of emergency search warrants will be followed.
 - b. If the request for assistance is authorized, the Special Operations Captain will notify the Chief of the Criminal Investigations Division and the Undersheriff as soon as it is practical to do so.

5.12.050

NOTICE REQUIREMENTS: 09/20

1. Members serving a warrant who intend to enter a structure without consent or an exigent circumstance shall loudly and clearly announce their office, that they have a warrant and that they are demanding entry or other clear instructions to the occupants.
2. The Incident Commander will ensure that the member(s) who will be making the announcement are identified during the mission briefing.
3. Absent exigent circumstances or compliance, the notice will be repeated twice more prior to entry.
4. When practical, a loud speaker will be utilized after the initial notice.
5. Members will wait a reasonable amount of time for compliance prior to entry.
6. Members will consider available information in determining how long to wait between notice and entry. This includes:
 - a. Time of day.
 - b. Known information about pattern of life of potential occupants.
 - c. Size of the structure to be searched.
 - d. If known, any mobility issues that may delay the occupant's ability to respond.
 - e. The crime being investigated.
 - f. The ease of destruction of the evidence being sought.
7. Notice pre-planned at less than 30 seconds requires Division Chief approval.
8. The notice requirement is considered satisfied if an occupant appears to respond to the announcement in a manner that is contrary to the instructions given.

5.12.055

"NO KNOCK" SEARCH WARRANTS PROHIBITED: 09/20

The use of "no knock" warrants is prohibited.

5.12.060

EXCEPTIONS TO NOTICE REQUIREMENT: 09/20

1. An exception to the notice requirements occurs when there is a compromise or exigency.
2. A compromise occurs when a person at the search warrant location sees members and acts contrary to instruction. Under this circumstance, members are still required to make announcement upon entry that:
 - a. Identifies them as members of law enforcement.
 - b. States that they have a warrant.
3. Exigent entries are covered by GOM 5.00.025 and not under authority of a warrant and this section does not apply.

6.00.000 USE OF FORCE

(revised August 2021)

Purpose

Establishes policy, requirements, limits, and expectations related to the use of force by commissioned personnel.

Scope

All commissioned employees.

Definitions

Necessary (physical force): means that no reasonably effective alternative to the use of force appeared to exist and that the amount of force used was reasonable to effect the lawful purpose intended. ([RCW 9A.16.010](#))

Necessary (deadly force): means that, under the totality of the circumstances, a reasonably effective alternative to the use of deadly force does not exist, and that the amount of force used was a reasonable and proportional response to the threat posed to the officer and others.

Imminent threat of bodily injury: means that, based on the totality of the circumstances, it is objectively reasonable to believe that a person has the present and apparent ability, opportunity, and intent to immediately cause bodily injury to the peace officer or another person.

Imminent Threat of Serious Physical Injury or Death: means that, based on the totality of the circumstances, it is objectively reasonable to believe that a person has the present and apparent ability, opportunity, and intent to immediately cause death or serious bodily injury to the peace officer or another person.

Totality of the Circumstances: means all facts known to the peace officer leading up to and at the time of the use of force, and includes the actions of the person against whom the peace officer uses such force, and the actions of the peace officer.

Less Lethal Alternatives: means alternatives to the use of lethal force. Includes, but is not limited to; verbal warnings, de-escalation tactics, conducted energy weapons, devices that deploy oleoresin capsicum, and batons.

De minimis physical contact: means a physical interaction meant to separate, guide, and/or control that is not intended nor reasonably likely to cause pain or injury.

Examples of de minimis contact include:

- Using hands or equipment to stop, push back, separate, or escort a person in a manner that wouldn't reasonably be expected to cause pain or injury.

Physical force: means the intentional application of force through the use of physical contact that does not rise to the level of deadly force but is greater than de minimis physical contact.

Physical force includes:

- hitting or striking with any body part or an object
- the use of any chemical agent
- any intentional physical interaction that could reasonably be expected to cause pain or injury

Deadly Force: means the intentional application of force through the use of firearms (other than less lethal) or any other means reasonably likely to cause death or serious physical injury.

De-escalation: is a deliberate attempt to minimize or avoid the use of force to resolve a law enforcement incident using communication, tactics, and actions. Examples of De-escalation goals include calming agitated subjects, providing additional time for responses, and positioning to reduce risk. De-escalation tactics include but are not limited to:

- Presence - physical presence and placement.
- Communication – verbal and non-verbal.
- Time – slowing or pausing the pace of an interaction.
- Distance – decreasing exposure by using or creating space.
- Shielding – using cover, concealment and barriers.

Policy

The King County Sheriff's Office believes that it is the fundamental duty of law enforcement to preserve and protect all human life. Employees shall act with reasonable care when carrying out their duties, including using de-escalation tactics and alternatives to force. Clear direction and verbal commands shall be given when feasible. Deputies shall use the least amount of physical force necessary to overcome actual resistance under the circumstances.

The use of force has long been analyzed under the constitutional lens set forth in Graham v. Connor, 490 U.S. 386 (1989), which holds that all use of force must be objectively reasonable. Under Graham, force is adjudged by balancing the "nature and quality of the intrusion" with an individual's "Fourth Amendment interests", considering the severity of the crime at issue; whether the suspect poses an imminent threat to the safety of the officers or others; whether they are actively resisting arrest or attempting to evade arrest by flight; and the totality of the circumstances.

These "Graham Factors" continue to serve as an important constitutional overlay in the decision to use force, but Washington law provides additional guidelines regarding when force is authorized and how it is to be carried out. These guidelines are consistent with Graham, but they set forth very specific statutory requirements for the use of force and are

the foundation of this policy. Officers are required to abide by this policy.

Physical Force: a deputy may use physical force against a person when necessary to:

- Protect against criminal conduct where there is probable cause ([GOM 5.00.015](#)) to make an arrest; or
- effect an arrest; or
- prevent an escape as defined in RCW [9A.76](#); or

- Protect against imminent threat of bodily injury to:
 - the deputy, or
 - another person, or
 - the person against whom force is being used

Probable cause for Obstructing a Law Enforcement Officer, absent other factors listed herein, shall not be used as the sole justification for using physical force except in the following circumstances:

- When carrying out an eviction, as directed by a writ, particularly if there is some reason why the Civil Unit does not find probable cause for criminal trespass; or
- When an unauthorized person attempts to enter into a designated portion of a crime scene and that person is not responsive to verbal commands or other de-escalation techniques; or
- When executing a search warrant, and persons present at the location interfere with the execution of that warrant by creating a safety risk for members serving the warrant or by interfering with collection of evidence or otherwise obstructing access to the subject of the search warrant.

Deadly Force: a deputy may use deadly force against another person only when necessary to protect against an imminent threat of serious physical injury or death to the officer or another person.

When safe and feasible, deputies shall use available and appropriate less lethal alternatives before using deadly force. Deputies who are trained and equipped to use less lethal force alternatives shall ensure that those less lethal alternatives are reasonably available for their use while on duty.

If safe and feasible, members shall identify themselves as a police officer or sheriff's deputy and issue a verbal warning before discharging their firearm.

De-escalation (Duty of Reasonable Care): when safe and feasible, a deputy shall exhaust available and appropriate de-escalation tactics prior to using any force, such as:

- time, distance, and shielding;

- calling for additional resources, including back-up officers and/or crisis intervention teams or mental health professionals;
- designating one officer to communicate with the subject;
- taking as much time as necessary, without using physical force or weapons;
- leaving the area if there is no threat of imminent harm and no crime has been committed, is being committed, or is about to be committed.

When using any force, deputies shall use the least amount of force necessary to overcome resistance under the circumstances, in consideration of characteristics and conditions such as:

- medical condition;
- pregnancy;
- age;
- signs of mental, behavioral, or physical impairments or disabilities;
- perceptual or cognitive impairments related to substance abuse;
- suicidal ideations;
- language barrier; or
- the presence of children

Deputies shall terminate the use of force as soon as the necessity for such force ends.

Investigative Detentions (Terry Stops): Nothing in GOM 6.00.000 prohibits a deputy from making an investigative detention (Terry Stop) and conducting a pat down search for weapons (frisk) in compliance with GOM 5.00.020, provided, that the detention and frisk does not require a use of physical force. A lawful pat down search for weapons, of a compliant subject, is not considered a use of force under this directive.

Medical Treatment after Use of Force: At the earliest safe opportunity, commissioned members at the scene of a use of force shall provide first aid to injured persons when there is an obvious, suspected, or alleged injury.

At the earliest safe opportunity, deputies shall allow Emergency Medical Services personnel into the scene to administer first aid to injured persons. Deputies shall assist by providing first aid to injured persons if the EMS resources are inadequate.

The details regarding injuries and first aid treatment provided shall be thoroughly documented in the incident report.

Show of Force (display of a weapon): A show of force is the intentional drawing or displaying of a pistol, rifle, or less lethal weapon, for the purpose of establishing constructive authority.

For firearms and less lethal weapons, other than controlled energy weapons (CEW), display of the weapon is considered a show of force when not pointed or aimed at a

person. For a CEW, display constitutes a show of force even if aimed at a person.

A show of force as described above does not constitute a use of force but shall be documented with a CAD entry.

Pointing or Aiming a Firearm: Pointing or aiming means to intentionally direct the muzzle of a firearm at a person. Firearms shall not be pointed or aimed at a person unless a member has reason to believe there is an imminent threat of serious physical injury or death.

Pointing or aiming a firearm at person constitutes a use of force and must be reported.

Prohibitions: The following uses of force are prohibited:

- Warning shots - Discharging a firearm as a warning is prohibited.
- Shooting from a moving vehicle, except to protect the deputy's life or the life of another person from an imminent threat of serious physical injury or death.
- Shooting at a moving vehicle, unless:
 - Necessary to protect against an imminent threat of serious physical harm resulting from the operator's or a passenger's use of a deadly weapon. For the purposes of this directive, a vehicle is not considered a deadly weapon unless the operator is using the vehicle as a deadly weapon and no other reasonable means to avoid potential serious harm are immediately available.
 - Deputies shall attempt to move out of the path of an oncoming vehicle, if safe and feasible, rather than discharge their firearm; and
 - Deputies shall not intentionally place themselves in the path of an oncoming vehicle nor attempt to disable the vehicle by discharging their firearms.
- Any physical application or maneuver to the neck region that restricts blood or air flow (i.e., choke holds, sleeper holds, carotid submission holds, lateral vascular neck restraint, etc.).

Deputies may use force tactics prohibited by departmental policy, or otherwise by law, only if necessary to protect their life or the life of another person from an imminent threat.

Policy Modification or Repeal: Any modification or repeal of this policy after December 1, 2022 shall be submitted to the Washington State Attorney General by the department legal advisor within 60 days of such modification or repeal. The Inspectional Services Unit

shall be responsible for ensuring that the notification takes place within 60 days and for maintaining a record of those notifications.

To the extent that Sheriff's Office policy may contain provisions more restrictive than the state law, such provisions are not intended, nor may they be construed or applied, to create a higher standard of care or duty toward any person or to provide a basis for criminal or civil liability against the County, the Sheriff's Office, or any of its officials or individual deputies.

Responsibilities

N/A

Procedures

N/A

Reference:

RCW [9A.16](#)

RCW [9A.16.010](#)

RCW [9A.76](#)

Engrossed Second Substitute House Bill [1310](#)

Annual Review Responsibility:

Patrol Operations Chief

6.01.000 INVESTIGATION/REPORTING USE OF FORCE AND SERIOUS INCIDENTS

6.01.005

POLICY STATEMENT: 12/19

This section outlines reporting requirements for department members involved in, substantially involved in, or reviewing use of force or critical incidents.

It is the policy of the Sheriff's Office to promptly report and to thoroughly investigate any use of force or critical incident. Whenever a member uses deadly force, physical force, a CEW, chemical agent or Pepper Spray, **REPORTING IS MANDATORY BY THE MEMBER USING FORCE AND ANY MEMBER WITNESSING THE USE OF FORCE.** Failure to report the use of force, when required, is a violation of this policy. Supervisory notification and supervisor response to the scene is required for all incidents outlined in this policy unless expressly exempted.

6.01.010

DEFINITIONS: 12/19

For the purposes of this policy:

"Primary member" means any member who applied force.

"Substantially involved member" means any member who had a significant tactical or decision-making role in the incident.

6.01.015

LEVELS OF REPORTING AND DOCUMENTATION: 12/19

The reporting requirements, as outlined in this section, shall apply to members whether on-duty or off-duty.

1. **Level I: Use of Force Report Not Required – Supervisor Notification Not Required.**
 - a. A use of force report is not required for routine handcuffing and control holds absent conditions set forth under Level II or III.
 - b. A "Show of Force" requires documentation via CAD, by each member who draws or displays a weapon, using the following terms and format:
 - The specific statement: "Display of (type of weapon), no intentional pointing or aiming at a person." Terms to use for type of weapon:
 - Pistol
 - Rifle
 - Shotgun
 - Less Lethal Shotgun
 - CEW
 - May also include the specific statement: "Display of CEW intentional pointing or aiming at a person," as intentional pointing or aiming a CEW is a "Show of Force."
 - A short explanation of why a weapon was intentionally displayed.

- If an incident report is generated, it shall also contain the above information, in addition to the CAD notes.
 - When clearing the detail on CAD and for all associated reports the # symbol will follow the FCR Hazard Factor. For example: 112-G-9#, 254-K-0#, 377-X-0#.
 - Members needing to document a “Show of Force”, after an incident has been closed in CAD, shall open a 588 event with the associated CAD or case number. Clear the event with the appropriate FCR, Disposition, Hazard Factor and #, once the CAD notes described above are complete.
2. **Level II: Use of Force Report Required – Supervisor Notification and Response Required.**
- a. A use of force report is required, when a member is involved or substantially involved in the following:
- Hitting or striking a subject with hands or feet.
 - Hitting or striking a subject with an object (e.g. baton, flashlight, etc.).
 - Using Pepper Spray or any chemical agent.
 - Using a CEW (taser) or any less lethal weapon, or
 - Using any other force that results in injury or complaint of injury.
 - Using a K-9 where a bite occurs.
 - Intentionally shoots a dangerous animal in defense of self or others.
 - Pointing or aiming a firearm at a person.
- Supervisors shall review the totality of the circumstances and exercise discretion as to whether to respond to the scene. If responding to the scene, the supervisor shall obtain witness statements and other relevant evidence when possible.
3. **Level III: Deadly Force – Use of Force Report Required – Supervisor Notification and Response Required - Commander Notification Required.**
- a. For the purposes of this section, Deadly Force includes but is not limited to the following:
- Discharge of a firearm (other than less lethal) toward a person.
 - A strike to the neck, head or throat with a hard object that is likely to cause serious physical injury or death.
 - Any physical application or maneuver to the neck region that restricts blood or air flow (i.e., choke holds, sleeper holds, carotid submission holds, lateral vascular neck restraint, etc.)
 - Any other actions or means reasonably likely to cause death or serious physical injury.
- Includes intentionally using a vehicle, as a weapon, to strike or hit a subject(s).

6.01.020

MEMBER’S RESPONSIBILITIES: 12/19

Members who used force or were substantially involved in a using force shall:

1. Immediately notify an on duty supervisor.
 2. Document the incident in detail in the appropriate Incident Report, Officer’s Report or Use of Force Report as directed.
- The report should describe details of observations and actions rather than conclusions and should avoid using “police jargon” or “boilerplate language”.

3. Statements of members using force:
 - a. Members shall provide public safety information.
 - b. The member may consult an attorney or Labor representative before making a statement.
 - c. Members may provide voluntary statement(s).

4. Serious Force Incidents.
 - a. Members shall remain on scene when safe and feasible.
 - b. Members may be compelled to provide a statement by a Commander for a Serious Force Incident.
 - c. When members are involved in a serious force incident that results in the discharge of their firearm (other than less lethal), or the death or hospital admittance of another, such member shall provide a written statement within forty-eight (48) hours of being compelled by the department to provide such statement. In cases where the member's representative and Internal Investigations Captain discuss extenuating circumstances, the statement can be provided up to seventy-two (72) hours of being compelled by the department. Upon completion of the statement, the ART Team Commander shall be notified.
 - d. In all other uses of force, members must provide a statement within seventy-two (72) hours of being compelled by the department.

Members who witnessed the use of force shall:

1. Confirm that a supervisor has been notified of the use of force.
2. Notify the on duty supervisor if they have not been notified.
3. Document the incident in detail in an Officer's Report.

6.01.025

SUPERVISOR'S RESPONSIBILITIES: 12/19

1. Supervisors shall:
 - a. Immediately respond to the scene to secure the scene, investigate, and review the incident.
 - b. Determine need for medical resources.
 - c. Obtain witness statements, after separating witnesses, when possible (avoid group interviews).
 - Obtain taped interviews of civilian witnesses when possible.
 - Ask questions designed to obtain the facts; avoid leading questions or questions designed to suggest legal justification for members' conduct.
 - Include witness contact information (phone/address/email) in reports.
 - d. Document efforts to locate and obtain witness statements, include explanation for lack of statements from witnesses who were present.
 - e. When possible, obtain a recorded administrative interview with the subject upon whom force was applied. If the subject has not voluntarily waived *Miranda* rights, the content of this interview shall not be included in any related criminal charges, and the fact that an interview was conducted shall be documented in the Supervisor's Use of Force Investigation and Review.
 - If the subject alleges excessive use of force, a separate "Preliminary" is required.
 - Ask the subject to describe the actions taken and why they believe the force was excessive.

- f. Ensure that the person(s) involved is not released from custody or booked into Jail without in person approval.
 - Exceptions may be made by a Precinct/Section Commander, Command Duty Officer, or higher authority with such exceptions documented.
- g. Ensure photographs are taken to document injuries or lack of injuries, and canvass the scene for potential audio or video surveillance evidence.
- h. Prepare a Supervisor's Use of Force Investigation and Review and identify potential policy violations for review.
- i. Forward the **original** incident report and associated documents to the appropriate detective unit if necessary.
 - **Do not include the Supervisor's Use of Force Investigation and Review with the original incident report.**
- j. Forward the Supervisor's Review with copies of the **entire** case packet to the appropriate Precinct/Section Commander or contract city Chief.
- k. Forward a "Preliminary" (in addition to the Use of Force) up the chain of command to IIU via Blue Team if possible violations of policy are observed and/or reported.

6.01.030

KCSO CRITICAL INCIDENTS, SUPERVISOR RESPONSIBILITY: 12/20

- 1. Supervisors shall:
 - a. Not be a Primary or Substantially Involved participant in the event being reviewed.
 - b. Assume incident command until the CDO, Precinct Commander or another commander assumes incident command.
 - c. Determine need for additional resources.
 - d. Contact the CDO and the Communications Center to call out Major Crimes or other independent investigators (and MARR if appropriate) and the Administrative Review Team.
 - e. Determine and obtain what information is necessary to ensure public safety and preserve evidence.
 - f. Monitor the security and sufficiency of the scene and perimeter.
 - Ensure that no one enters the scene except those on-duty members directly involved in the incident.
 - Sergeants should ensure they have an adequate supply of perimeter tape in both red and yellow colors.
 - Red crime scene tape shall be used to delineate the inner perimeter from the outer perimeter.
 - Yellow tape shall be used to identify the outer perimeter.
 - The press, attorneys, bargaining unit representatives, OLEO, etc., shall not be allowed to enter the scene area unless given explicit permission by either the on-scene supervisor or detective responsible for the investigation.
 - Once the independent investigations team arrives and assumes control of the scene and investigation, member of KCSO shall not enter the inner perimeter without consent of the independent investigations supervisor.
 - g. Coordinate the scene with Major Crimes or other independent investigators and the Administrative Review Team.
 - h. Determine and obtain the information necessary to ensure public safety and preserve evidence.

- i. Obtain answers to Public Safety Questions.
 - If possible, it is best to obtain from a member who is not the involved member.
 - Must be asked as reasonably close in time as possible to arrival at scene.
 - Ask involved member only the questions on the Deputy Involved Shooting Checklist (KCSO Form #A-127), being careful to accurately document the member's responses to the questions.

6.01.035

KCSO CRITICAL INCIDENTS, INCIDENT COMMANDER RESPONSIBILITIES 12/19

1. The Incident Commander shall:
 - a. Assume or establish Incident Command. Wear the incident commander vest.
 - b. Utilizing ICS principles, select, establish, maintain or move a command post.
 - c. Consider a staging area and a media staging area as necessary.
 - d. Request and coordinate resources as necessary to control the scene and render the situation safe.
 - e. Provide overall oversight of the scene, and assign section commanders as needed for alternate location(s).
 - f. Coordinate at the scene with the responding units, investigators and/or other agencies.
 - g. Take the following steps regarding firearms:
 - Ensure firearm is preserved in its post-shooting condition, preferably untouched until crime scene investigators take possession of the firearm.
 - If possible, before the involved deputy leaves the scene, obtain a picture of the involved member with holstered firearm (if the member is still in possession of the firearm).
 - The incident commander shall ensure the involved member's firearm is replaced before the member is released from duty. Every effort should be made to coordinate replacement at the time of collection.
 - h. If the ART Commander is not available, a Captain or above will compel the involved member(s) statements if the member(s) decline to give a voluntary statement to the independent investigators.
 - i. Arrange for the involved member/s to relocate to a secure location. The member must be accompanied by another member or PAT member.
 - A member, in addition to a PAT member, may be required to ensure the chain of custody regarding the involved member's firearm.

6.01.040

KCSO CRITICAL INCIDENTS, MAJOR CRIMES RESPONSIBILITIES: 12/19

1. Independent Investigation is required for officer involved deadly force encounters or serious force incidents. Independent Investigators will be notified, respond and conduct the investigation into the KCSO serious/deadly Use of Force.
2. Two KCSO Major Crimes Unit (MCU) sergeants will respond on all officer involved deadly force encounters or serious force incidents and act as liaisons for the independent investigators to:
 - a. Provide KCSO policy and protocol information as needed.
 - b. Provide, arrange and coordinate access to all necessary KCSO information, resources, specialty equipment or support requested by the independent investigators.

3. KCSO MCU detectives will also be called out, as necessary, per the MCU sergeant's assessment.
4. Firearms of involved deputy(s): Collection of the involved member's firearm or other weapons used will be completed in a non-threatening environment, out of public view by crime scene investigators.
5. KCSO MCU will be responsible for initial case investigation and filing criminal charges against suspect(s) alive or at large when they have adequate access to the crime scene.
 - a. A deputy contact team consisting of Independent Investigators and one KCSO sergeant will process the involved deputy(s), typically at the nearest workstation, precinct or alternate location.
 - b. The deputy contact team will be responsible for photographing, round counting, collecting evidence (including the deputy(s) duty weapons).
 - The MCU sergeant will ask the involved deputy(s) if they are willing to provide a voluntary statement and may ask the deputy if they are willing to provide clarification regarding public safety information.
 - These contacts will be in the presence of a Guild representative and/or a Guild attorney.
 - c. The deputy contact team will also interview deputy witnesses and civilian witnesses who are at the KCSO worksite, or alternative location.
 - d. In situations where the offender is alive or at large, KCSO Major Crimes Unit detective(s) will also respond to interview involved deputies to ensure enough information is gained to establish probable cause to charge/hold the suspect.
6. In situations where the offender(s) is in the hospital, Independent Investigators and a KCSO MCU detective will respond to the hospital to interview the offender.
 - a. The best scenario would be to have both detectives present to conduct the interview.
 - b. Due to time constraints related to medical care, it might be impractical to wait for the second detective in which case the on scene detective should conduct the interview.
 - c. The Independent Investigator is responsible for gathering evidence, clothing etc., from the offender at the hospital.
7. Independent investigators will conduct scene processing at the location of the deadly force encounter or serious force incident.
 - Depending on the size of the scene, one or more KCSO MCU detective(s) will observe the crime scene processing with independent investigators to ensure the scene is processed in a manner that is consistent with KCSO protocol.
8. Independent Investigators will respond to the scene to assist with identifying and interviewing witnesses, writing warrants, and completing any other investigative steps as determined by the circumstances of the investigation.
9. KCSO deadly force encounters or serious force incident scenes will be 3D imaged.
 - If Independent Investigators are unable, KCSO MARR will respond to scan/diagram the scene after Independent Investigators CSI have marked, photographed, and video recorded scene evidence.
10. KCSO MCU will coordinate with Independent Investigators to determine the number of crime scenes and which unit will be responsible for processing them.

6.01.045

KCSO CRITICAL INCIDENT, DISPATCHER RESPONSIBILITIES: 12/19

1. The dispatcher shall:
 - a. Request aid as directed by the member(s) or on-scene supervisor.
 - b. Ensure that the closest on-duty supervisor is immediately notified and dispatched to the scene.
 - c. Notify the Communications Center supervisor so that they can then notify the involved member's Precinct/Section Commander, Division Commander, or CDO, and the member's bargaining unit representative.
 - d. If requested by the member involved, notify the Personal Assistance Team (PAT), department member, or friend.
 - e. Make other notifications as requested by the on-scene supervisor.

6.01.050

KCSO CRITICAL INCIDENTS, ADMINISTRATIVE REVIEW TEAM RESPONSIBILITIES: 12/19

1. The Administrative Review Team shall:
 - a. Respond to the scene and notify OLEO so they may respond to the scene.
 - b. Coordinate with independent investigators and Major Crimes and receive preliminary information about the event.
 - c. Consult with investigators, to determine if investigators have asked the involved member to provide a voluntary statement, and if the request was declined.
 - d. Consult with the designated Commander ensure the order to compel the member to provide a statement has been issued.
 - e. Ensure that the involved member has been given an order, before the member secures from duty, compelling the member to provide a statement for the ART team review within 48 hours or as otherwise provided in GOM 6.01.020.
 - The ART Commander shall issue the order compelling the involved member to provide the statement under GOM 6.01.020. If the ART Commander is not at the scene, the Incident Commander shall designate another Captain or above to compel the statement.
 - (Note: Any statement compelled for the ART review shall not be provided to Major Crimes/MARR/independent investigators except as provided in the ART/Major Crime/MARR SOPs)
 - f. Serve as liaison with the OLEO designee at the scene.
2. The ART will review all critical incidents, responding to the scene if possible, and completing a review focused on training, tactics, equipment, and policy or procedural issues/violations. The ART will:
 - a. Attend the Sheriff's seventy-two (72) hour briefing.
 - b. Present their findings and recommendations at the Critical Incident Review Board.
 - c. Will prepare a memo of their findings and recommendations to be submitted to the Sheriff with the Critical Incident Review Board's recommendations.

6.01.055

PRECINCT/SECTION COMMANDER'S OR CONTRACT CITY CHIEF'S RESPONSIBILITIES: 12/19

1. The Precinct/Section Commander or city Chief shall:
 - a. Meet with the member(s) and direct the member(s) to see a department Mental Health Professional within three (3) business days of the incident.
 - The Commander shall ensure the appointment is made and provide for transportation, moral support, etc., if requested.
 - In cases involving death or serious injury a minimum of one (1) session with a department psychologist is mandatory before returning to regular duties. In all other cases, the session is optional.
 - b. Consult with the mental health professional and then decide if, when, and where the member(s) return to duty.
 - c. Upon notification of a justified shooting from the Critical Incident Review Board, ensure that the involved member receives appropriate acknowledgement.
 - The member shall be notified in writing within three (3) working days of the decision.
2. Review the case packet to ensure a complete investigation has been conducted and potential policy violations, if any, have been identified.
3. Make any necessary comments and or recommendations by completing and attaching a Use of Force Commander Review.
4. If potential policy violations are identified, forward them to the appropriate Division Commander via the chain of command.
5. If no potential policy violations are identified, forward the case packet to the IIU Commander without delay and "cc" the appropriate Major and Division Commander.

6.01.060

DIVISION COMMANDER'S RESPONSIBILITIES: 04/15**If potential policy violations are identified, the Division Commander shall:**

1. Review the case packet for thoroughness and prepare findings regarding identified policy violations.
2. Make any necessary comments and or recommendations.
3. Forward the case packet to the Internal Investigations Unit without delay.

6.01.065

IIU'S RESPONSIBILITIES: 12/16**IIU shall:**

1. Review the case packet for completeness.
2. If IIU discovers any additional or un-alleged policy violations, the IIU Commander shall initiate an investigation with approval of the Sheriff.
3. Retain the **entire** case packet in compliance with the Records Retention Schedule.
4. Create an annual analysis of Use of Force Reports for the Sheriff's review.
 - This analysis may reveal patterns or trends that could indicate training needs and/or policy modifications.

6.01.070

UNINTENTIONAL DISCHARGE OF FIREARMS, NO INJURY INVOLVED: 04/14

Whenever a member unintentionally discharges a firearm and no injury is involved:

1. The member shall:
 - a. Immediately notify a supervisor.
 - b. Submit a detailed Officer's Report before securing from duty.
2. All members present shall submit a detailed Officer's Report before securing from duty.
3. The involved member's supervisor shall:
 - a. Investigate the incident and notify the appropriate Precinct/Section Commander, Division Commander, or Command Duty Officer (CDO) as soon as possible.
 - b. Submit a Supervisor's Incident Review via the chain of command to the Precinct/Section Commander or Division Commander before securing from duty.
 - Include a copy of the member's statement.
 - c. Ensure the weapon is inspected by the Department Armorer if the reason for the discharge is unknown.
 - d. Enter the incident in Blue Team as a preliminary.
4. The Precinct/Section Commander, Division Commander, or the CDO shall notify the Sheriff as soon as possible.

6.02.000 ADMINISTRATIVE REVIEW OF CRITICAL INCIDENTS

6.02.005

POLICY STATEMENT: 12/19

The Sheriff's Office is committed to thorough, transparent review of critical incidents to ensure that members continue to learn from and improve responses to situations that may result in the most serious uses of force and risks of injury, and to satisfy the public that the Sheriff's Office is appropriate in its review and response to force situations. The Department's investigation and review is in addition to any independent or multi-agency review required under state law. KCSO strives to hold its members accountable to applicable standards and learn from these incidents in order to improve safety for the community and our members.

6.02.010

DEFINITIONS: 12/19

For the purposes of this policy:

"Administrative Review Team (ART)" means: A team of trained supervisors who will be responsible for conducting administrative investigations and reviews of all critical incidents.

"Critical Incidents" means: Serious Force Incidents and Other Serious Incidents.

"Critical Incident Review Board (CIRB)" means: a board that convenes to conduct enhanced administrative review of Critical Incidents.

"Critical Incident Review Board Coordinator" means: A person designated by the CIRB Chair to create and ensure preservation of the record of Critical Incident Review Board proceedings and follow up recommendations.

"Office of Law Enforcement Oversight (OLEO)" means: An independent agency under the King County Council that reviews KCSO administrative investigations. OLEO also attends scenes of Critical Incidents, the Critical Incident Review Board, and Department level Driving Review Boards.

"Other Serious Incidents" means: Incidents that are not uses of force, and include:

1. Any death of an arrestee or detainee while they are in the custodial care of the department.
2. Any other contact that results in hospital admission or death, such as vehicle accidents.
3. Death, attempted homicide, or serious injury of a member [hospitalization] as the result of an attack or assault.

"Serious Force Incident" means:

1. Intentional or unintentional firearm discharges (other than less lethal) by a member while engaged in pointing, aiming or displaying of a firearm, regardless of the extent of injury (Excludes training and shooting animals as euthanasia).
2. Any other unintentional discharges where there are injuries that require hospital admission.
 - Unintentional discharges that do not occur while pointing/aiming, and result in no injury shall be handled under GOM 6.01.070.
3. A use of force that results in death (even if the type of force used is not defined as deadly force (e.g. CEW application, Less Lethal Shotgun).
4. A use of force resulting in an injury requiring hospital admission.
5. Use of any intervention by a vehicle that results in injuries that require hospital admission.

6.02.015

SHERIFF'S BRIEFING: 12/19

1. As soon as feasible following a Critical Incident, the Incident Commander or designated Commander will coordinate a briefing. Major Crimes/MARR and/or Independent Investigators will hold a briefing. Any information the Administrative Review Team wants to provide at the briefing, shall occur after the Independent Criminal Investigators, or applicable Department investigative units have left the briefing.
 - a. Invitees shall include: The Sheriff, Undersheriff, Division Chiefs, IIU Captain, ATU Captain, Legal Advisor, Chief of Staff, the affected Precinct Command Staff, and the ART response team. Others may be invited in the discretion of the Major Crimes Captain.
 - b. OLEO will be briefed by the ART Commander or designee within a reasonable time.
 - OLEO may also request updates from the ART Commander as the investigation progresses.
2. The primary purpose of the briefing is to:
 - a. Provide a summary of the incident, the status of the investigation, and outstanding investigation steps.
 - b. Identify any officer safety, scene management or other issues that need to be addressed immediately.
 - c. Identify any significant investigative issues.
 - d. Identify any major media issues.

6.02.020

ADMINISTRATIVE REVIEW TEAM'S RESPONSIBILITIES: 10/20

The ART will review all Critical Incidents, responding to the scene if possible, and completing a review focused on training, tactics, equipment, and policy or procedural issues/violations. The review should also assess the sufficiency of existing policy and training, safety issues, and include recommendations for improvement where applicable.

The ART will:

1. Refer potential policy violations to the Internal Investigations Unit (IIU).
2. Interview relevant witnesses to ensure their testimony is documented for the CIRB's review. The ART shall, when possible, notify OLEO in advance of interviews as to provide them a reasonable opportunity to attend such interviews.
3. Obtain any other information relevant to their broad mission, assessing unsolicited information forwarded to them via chain of command for relevance.
4. Prepare a findings memo summarizing their findings, observations and recommendations to be submitted to the Critical Incident Review Board and forwarded with the Critical Incident Review Board's final memo to the Sheriff.
5. Lead the presentation of evidence at the Critical Incident review board that includes its recommendations and observations regarding:
 - Training.
 - Tactics.
 - Equipment.
 - Policy or Procedural issues/violations, including but not limited to; supervision, communication, de-escalation, post incident scene management, first aid, etc.
6. The ART may implement solutions, if approved by the ART Commander or designee, without waiting for completion of the Review Board, but will include those items and status in its findings memo.

7. The ART Findings memo will be filed in IAPro with the Critical Incident Review Board memo and the Use of Force review.
8. Any changes made as a result of assigned Action Items will be documented and filed in IAPro with the Critical Incident Review Board memo.
9. The Critical Incident Review Board Coordinator or other designee assigned by the Critical Incident Review Board Chair will ensure that assigned Action Items are completed by the appropriate KCSO personnel, and that documentation of such is included in the IAPro file.

6.02.025

OFFICE OF LAW ENFORCEMENT OVERSIGHT (OLEO): 12/19

The OLEO monitors and may attend scenes of critical incidents. In addition, OLEO attends Critical Incident Review Boards as a non-voting member. OLEO may attend ART investigator's interviews consistent with the process for other administrative investigations. OLEO shall not have access to the IAPro files until the criminal investigation is completed, as materials from the criminal investigation may be provided to ART and added to the IAPro file when obtained.

6.02.030

CRITICAL INCIDENT REVIEW BOARD: 12/19

1. The Review Board should convene within forty-five (45) calendar days after the completion of any inquest, or if an inquest is not held after:
 - The completed criminal file is provided to the prosecuting attorney, or
 - The applicable independent investigation team communicates to KCSO that they are not submitting the investigation to a prosecuting authority, or
 - The ART has completed its review.
2. The Undersheriff will work with the Patrol Operations Chief or designee to set the date, arrange for necessary witnesses and provide documents in advance to the Review Board members.
3. The Review Board may call any witnesses deemed necessary.

6.02.035

CRITICAL INCIDENT REVIEW BOARD MEMBERS: 12/19

1. The Critical Incident Review Board shall be composed of members who were not involved in the incident under review.
2. Five (5) members shall be present to constitute a quorum.
3. The Review Board shall be composed of the following:
 - a. The Undersheriff (Chair).
 - b. The Chief of Patrol Operations or designee chosen by the Chair of equal rank.
 - c. A Patrol Operations Captain chosen by the Chair.
 - d. Sergeant from the Advanced Training Unit.
 - e. A Union representative appointed by the Bargaining unit of the member under review.
 - f. The Department Legal Advisor or designee selected by the Chair.
 - g. OLEO Director or designee (non-voting)
 - h. Other non-voting members who may be designated by the Chair.

6.02.040

CHAIR'S RESPONSIBILITIES: 10/20

The Review Board Chair shall:

1. Ensure that ART conducts interviews of relevant witnesses and subject matter experts to ensure their testimony is included in the record in preparation for the CIRB.
2. Determine order of presentation and identify needed witnesses and attendees.
3. Ensure that all affected personnel who are required to attend are notified within fourteen (14) calendar days of the review.
4. Ensure that applicable documents (i.e., reports, photographs, transcripts, tapes, etc.) are provided to the Board members in advance.
5. Designate a Review Board Coordinator for the review.
6. Advise all members under review at least forty-eight (48) hours before any interviews that:
 - a. They are required to cooperate with the department investigation and that failure to cooperate may result in employment termination and that the information obtained from the interview cannot be used in a criminal case (*Garrity v. N.J.*, 385 U.S.,493, 1967).
 - b. They may have representation during the review.
 - The member's representative may review all statements and other evidence relevant to the incident under review before the Review Board hearing.
7. Assign a board member to notify the involved member(s) of the Board's vote on each question at the conclusion of the Review Board.
8. Assign a board member to meet with the involved members sometime shortly after the Sheriff completes the final CIRB report to provide detailed feedback on the board's deliberations and offer the involved officers a forum to share their experiences with the review process.
9. Prepare a written report of the Board's findings and recommendations and ensure that it is sent to the Sheriff within thirty (30) days. The written report shall include all information that accurately reflects the discussion that ensued during the review.

6.02.045

REVIEW BOARD COORDINATOR RESPONSIBILITIES: 12/19

The Review Board Coordinator will be responsible for:

1. Taking comprehensive notes of the Board hearing.
2. Documenting the votes per voting member, and reasons for dissenting votes.
3. Assisting the Chair with drafting the final Findings and Recommendations memo to the Sheriff.
4. Ensuring the records relied upon in the Board hearing are preserved in IAPro.
5. Monitoring and documenting completion of recommended actions, and ensuring such documentation is preserved in IAPro.
6. Coordinating the messaging of results and recommendations to the Department.

6.02.050

MEMBERS UNDER REVIEW: 12/19

1. Statements and interviews will normally serve as sufficient evidence so that members under review will not be called to testify at the Review Board, however if it is determined that a members presence is required, those members who are ordered to appear before a Critical Incident Review Board shall do so.

- Prior to giving testimony, members are required to cooperate with the department investigation and that failure to cooperate may result in employment termination and that the information obtained from the interview cannot be used in a criminal case (Garrity v. N.J., 385 U.S.,493, 1967).
2. Members may have bargaining unit representation present during the review.
 3. Members may review any relevant documents (i.e., reports, photographs, tapes, etc.) upon request.
 4. Members may call any witnesses on their behalf.

6.02.055

CRITICAL INCIDENT REVIEW BOARD HEARING: 12/20

1. The Chair shall manage the order of evidence presentation.
2. Both the criminal investigation team and ART will present at the hearing.
 - ART shall present after the Criminal investigators have completed their presentation and have departed the hearing room.
3. ART will present its observations and findings to the Board.
 - ART will also submit a memo summarizing its review and recommendations to the Board that will be maintained as part of the record, and forwarded to the Sheriff with the Board's Final memo.
4. Any background information, including criminal information, of the suspect that was known by the deputy before or during the application of force can be shared with the Critical Incident Review Board before it is commenced. Any information that was later learned by the deputy/department after the use of force cannot be shared with the board before it convenes.
5. All non-voting members, except the Secretary and OLEO Director or designee, shall be excluded from the Review Board meeting before the voting.
6. The Review Board shall answer the following questions:
 - a. If a firearm was used, was it intentional or unintentional?
 - b. Was the use of force consistent with policy, regardless of the tactics?
 - c. Were the member's choices leading up to the event sound?
 - d. Were there reasonable alternatives to the use of force?
 - e. Was either inadequate or improper training a contributing factor to the event?
 - f. Were policies and procedures followed before and after the event? Including but not limited to:
 - Were issues identified with communications?
 - Were issues identified with supervision?
 - Was first aid provided at the earliest safe opportunity?
 - g. Were relevant policies in place for this incident?
7. The Review Board shall also review the recommendations made by the ART. The Board shall determine which recommendations to forward as recommendations to the Sheriff.
8. The findings and recommendations shall be by simple majority and the Review Board Coordinator shall record the names of dissenting members and their reasons for dissent.

6.02.060

FINDINGS AND RECOMMENDATIONS: 12/19

1. A Findings and Recommendations memo shall be submitted to the Sheriff for final approval within thirty (30) days of the Board hearing.
2. Results of findings and recommendations:
 - a. All policy violations shall be referred to IIU.
 - b. Recommendations for modifications to policy will be referred to the Manual Revision Unit.
 - c. All training related matters shall be referred to the Advanced Training Unit. If individual training is recommended, the member(s) shall be referred to the appropriate trainer for specific training.
 - d. Findings related to decisions leading up to the use of force, and whether there were reasonable alternatives to the use of force, shall be reviewed by the Chair for appropriate referral.
 - e. All records shall be referred to IIU for retention in IAPro.
3. The Board may make other findings and recommendations it deems appropriate.

6.02.065

SHERIFF'S RESPONSIBILITY: 10/20

The Sheriff shall review the findings and recommendations of the Critical Incident Review Board within thirty (30) days. If IIU investigated related and/or referred allegations, the Sheriff shall consider information gathered in those investigations to ensure consistency in the final determination when possible.

1. If the Sheriff concurs with the Board's recommendations, he/she shall forward the findings to IIU for records retention in IAPro.
2. If the Sheriff does not concur with the Board, he/she may direct the appropriate person(s) to investigate specific issues or concerns, or note specific concerns in writing.
 - The Sheriff shall set a reasonable deadline for any additional review(s).
3. The Sheriff shall notify the involved member(s), in writing, of the findings and recommendations as soon as practical after completing his/her review.
4. The Sheriff shall determine a method for disseminating lessons learned from the incident to enhance communication to and discussion with commissioned members; these processes will be case specific to the issues.

6.02.070

INQUEST PRE PLANNING MEETING: 12/19

The King County Executive changed the procedures for Inquest hearings in 2019, and the processes are still being finalized. Under the new procedures, involved members are not required to testify, but may attend. It is expected that nearly all deaths in King County involving action by a police officer are sent to an Inquest Hearing as directed by the County Executive. The Sheriff will determine the appropriate subject matter expert witnesses to appear for an inquest hearing. Often, there is also a need to plan for the appearance and security concerns of the persons involved and/or attending an inquest hearing.

1. To address that need, the Court Security Section Captain, upon being notified of the date of the Inquest, will convene a security/appearance planning meeting at least two weeks prior to the start of the hearing. Attendance will be required of the following:

- a. Involved members, including KCSO witnesses.
 - b. Personal Assistance Team representative or coordinator representing the involved members.
 - c. Major Crimes representative.
 - d. Criminal Intelligence Unit representative.
 - e. Special Operations dignitary protection coordinator.
 - f. Court Security Captain and Sergeant.
 - g. Section Commander of the involved member(s).
 - h. Undersheriff's executive assistant.
 - i. MRO.
 - j. ATU representative.
2. The purpose of the meeting will be to determine the level of security required at the hearing based on current threat information, and to coordinate the resource needs of attendees.
- The intelligence unit will be responsible for emergent threat information to be processed and acted upon if necessary prior to the start of the hearing.
3. The Court Security Captain will make the determination of the level of security to be provided based on the information presented at that meeting.
4. The Section Commander of the involved members will determine the need to adjust work schedules to minimize the use of overtime and coordinate any special security needs at the member(s) residence or travel to and from the proceedings, when the involved member chooses to attend the hearing.

6.03.000 LESS LETHAL WEAPONS

6.03.005

POLICY STATEMENT: 12/19

Less lethal weapons are tools designed to assist deputies to gain control of a physically resistant, or aggressive or violent subject(s) who poses a threat of physical harm to themselves, to the deputy(s) or to other persons or property. Less lethal weapons have been adopted for use by the Sheriff's Office but are not intended to be a substitute when lethal force is necessary. Sworn personnel shall successfully complete training on less lethal weapons prior to using them. All applications of less lethal weapons shall conform to the principles outlined in the training and certification program, consistent with the RCW definition of necessary force (RCW 9A.16.010) and the Use of Force Policy (GOM 6.00.000).

6.03.010

TRAINING: 12/19

Prior to being authorized to carry or use any less lethal weapon, members shall successfully complete training and/or certification on that specific less lethal weapon. The training and/or certification shall include training on the policy pertaining to the type of weapon to be carried by the member. The member shall be issued a copy of the policy pertaining to the type of weapon to be carried and will be documented in the member's training record.

6.03.015

CEW (Conducted Electrical Weapon) - TASER: 12/19

1. The "TASER" is the CEW issued by Sheriff's Office.
 - a. When used with a cartridge it temporarily immobilizes subjects.
 - b. When used in the "contact stun mode" it is primarily a pain compliance tool.
 - c. The Taser CEW is deployed as an additional force option and is not intended to replace firearms, chemical agents, pepper spray or self-defense techniques.
2. The Taser CEW and cartridges shall only be carried by authorized sworn personnel.

6.03.020

REQUIREMENT TO CARRY TASER CEW: 12/19

1. Commissioned deputies, sergeants and court marshals shall carry the department issued Taser CEW while working in a uniform assignment.
2. The Taser CEW shall be carried in a department issued holster.
3. Plainclothes personnel may carry the Taser CEW as authorized, consistent with the needs of their assignment or with the approval of their supervisor.
4. Department members shall carry the Taser CEW on their support side, opposite the hand gun or strong side, for a support side draw only. A crossdraw holster and carry is not permitted.
 - This includes attaching the holster to belts, duty belts and being worn on any exterior vests including TAC 30 plate carriers, heavy vests and detective raid vest.
5. Members are exempt from carrying the Taser CEW while in class A Dress uniform at functions such as ceremonies or funerals.

6.03.025

TASER CEW CERTIFICATION: 12/19

1. Sworn personnel must successfully complete a specific department authorized Taser CEW training and certification course before they may carry and use a Taser CEW.
2. Sworn personnel shall only carry a department issued Taser CEW.
3. Each Taser CEW user shall recertify annually.
4. Failure to maintain annual certification shall require the user to retake the 8 hour Taser CEW Basic Course.

6.03.030

USING THE TASER CEW: 12/19

The Taser CEW may be used to control a physically resistive, or aggressive, or violent subject who poses a threat of physical harm to his/herself, to the deputy(s) or to other persons or property. Fired probes should be used rather than contact-stuns unless using probes is not possible. Before application, of the Taser CEW, deputies:

1. Shall give warning of "Taser, Taser, Taser" when safe and feasible.
2. May use prior to impact weapons such as hands, feet, baton, or flashlight.
3. May use prior to deadly force.
4. When feasible, should deploy the Taser CEW on the larger muscle groups of subjects body (front of body torso, legs and arms, back of body below the neck), this will reduce the risk of hitting sensitive body areas and increase NMI.
5. Should not use the Taser CEW as a pain-compliance tool (i.e. contact stuns) during passive or static resistance situations unless the person presents a threat of injury to themselves or the deputy.
6. Are discouraged using the Taser CEW on handcuffed persons, obviously pregnant females, elderly persons, young children, or visibly frail persons, but the use of the Taser CEW may be considered when these persons pose an immediate threat to the safety of themselves, deputies or others and/or are actively resisting arrest.
 - Deputies must consider the seriousness of the offense when evaluating the Taser CEW as a force option.
7. Shall not use on persons solely to prevent the ingestion of controlled substances.
8. Should not use the Taser CEW around areas or substances that are highly flammable such as ether or gasoline.
9. Should consider other force options besides the Taser CEW on subjects in elevated positions (on a roof, in a tree etc).
10. Should consider other force options besides the Taser CEW on subjects in water.
11. Shall only apply the number of Taser CEW applications reasonably necessary to capture, control or restrain the subject.
 - Subject must be evaluated after each application of the Taser CEW.
 - Every application of the Taser CEW must be justified.
12. Shall not use on persons solely because they are fleeing.
13. May use the Taser CEW to disable a vicious animal that poses a threat to the deputy or others.

6.03.035

TASER CEW POST APPLICATION PROCEDURES: 12/19

1. Whenever a Taser CEW is applied to an individual and the darts have penetrated sensitive areas and/or there are other injuries, a Fire Department Aid or Medic Unit shall be called to the scene.
 - Treatment at a medical facility will only be necessary on the advice of aid personnel.

2. Taser CEW darts which penetrate an individual's skin in non-sensitive areas will be removed by the Taser CEW operator at the earliest practical opportunity.
3. Expended Taser CEW darts and cartridges shall be handled as a biohazard and shall be disposed of in properly marked biohazard containers, unless required to be retained as evidence or to document malfunction.
4. Photographs of penetration points and any injuries will be taken.
 - a. A set of photographs will be forwarded with the Use of Force Review file.
 - b. The serial number of the Taser CEW and the cartridge number must be recorded.
5. All applications of a Taser CEW will require a data-download prior to the submission of the review.
 - The data-download shall be for the date of the incident only.
6. Data downloads shall be completed, by sergeants and current Taser instructors trained on Evidence Sync, as soon as practical and the data shall be attached electronically to the Blue Team use force review file.

6.03.040

MAINTAINING, REPLACEMENT OF CARTRIDGES AND BATTERIES: 12/19

1. Each precinct worksite shall maintain, control and record the inventory of replacement Tasers, cartridges and batteries.
 - a. Each precinct worksite shall have two (2) spare X2 Tasers, twenty-five (25) duty cartridges and up to twenty (20) spare batteries (exceptions for training sites).
 - b. Damaged, malfunctioning Tasers shall be reported to the Department Taser CEW Coordinator and left at worksites for pickup.
 - c. Taser CEW batteries should ordinarily only be removed from a Taser CEW for administrative download or maintenance purposes.
2. Supervisors are responsible for obtaining replacement Tasers and duty cartridges.
 - a. Duty cartridges will be issued by a supervisor or Taser CEW Instructor.
 - b. Supervisors or Taser CEW Instructors will replace damaged, malfunctioning Tasers from their worksite spares.
3. Worksite Taser CEW Instructors are responsible for obtaining Taser CEW equipment and supplies through the Department Taser CEW Coordinator.
4. Members shall spark test their Taser CEW for 5 seconds, every 24 hours or at the start of each shift with a sustained press of the ARC button, to check that it is functioning properly.
 - a. Battery life below 40% shall be reported to supervisor and replaced.
 - b. Damaged or malfunctioning Taser CEW's shall be reported to supervisor immediately and replaced.

6.03.045

UNINTENTIONAL TASER CEW DISCHARGE: 10/18

1. Whenever a member unintentionally discharges a Taser CEW cartridge, the member shall:
 - a. Immediately notify a supervisor.
 - b. Submit a detailed Officer's Report of the event and include the spent cartridge serial number.

2. The involved member's supervisor shall:
 - a. Issue a new Taser CEW cartridge to the member.
 - b. If the unintentional discharge is a suspected malfunction, or the reason for the discharge cannot be determined, the Taser CEW will be returned to the Department Taser CEW Coordinator for inspection.
 - c. Enter the incident in Blue Team as a preliminary.
3. If the unintentional discharge occurs when confronting a suspect(s), follow the steps listed in section 6.03.035.
4. If the unintentional or accidental discharge strikes the member using the device or another person, the member shall:
 - a. Immediately notify a supervisor.
 - b. Render any first aid as appropriate.
 - c. Fill out the workplace injury/accident form as appropriate.

6.03.050

LESS LETHAL SHOTGUN: 12/19

The Less Lethal Shotgun program is designed to give deputies an additional force option. This tool provides a less lethal option beyond Taser CEW range, which gives deputies more distance and shielding options, which can de-escalate situations.

6.03.055

LESS LETHAL SHOTGUN CERTIFICATION: 12/19

1. Deputies must successfully complete the department authorized Less Lethal Shotgun training and certification course prior to using a less lethal shotgun.
2. Each authorized user of less lethal shotgun shall recertify annually.
3. Failure to maintain annual certification shall require deputies to turn in their assigned Less Lethal Shotgun.

6.03.060

LESS LETHAL SHOTGUN EQUIPMENT: 12/19

1. Members shall only use department authorized Less Lethal Shotguns.
2. The shotgun authorized for less lethal munitions shall be clearly marked with an orange stock and fore grip.
 - a. The words "Less Lethal" must be clearly marked on the stock of the weapon.
 - b. Only issued 23DS Drag Stabilized Bean Bag rounds will be used by Less Lethal Shotgun personnel assigned to patrol.
 - Other less lethal rounds may be used by members of Tac-30 or when specifically authorized by an incident commander.
3. Members assigned to carry a Less Lethal Shotgun, either KCSO or Contract City owned/issued, shall not carry any other shotgun to avoid mixing of rounds.
 - No lethal shotgun rounds will be allowed in any vehicle equipped with a Less Lethal Shotgun.

06.03.065

USING THE LESS LETHAL SHOTGUN: 12/19

1. The Less Lethal Shotgun may be used to control actively resistive, or aggressive or violent subjects who pose a threat of physical harm to themselves, deputies or to other persons or property; where other verbal, de-escalation, and physical alternatives would be or have been ineffective or inappropriate.
2. When feasible a verbal warning shall be given to a suspect before deployment of beanbag rounds (Deorle v. Rutherford, 242 F.3d 119, 9th Circuit 2001). Saying the word "beanbag" is not sufficient. A more appropriate warning would be: "Sheriff's Office. Drop the bat or you will be shot with a beanbag round."
 - When feasible, prior to the deployment of the Less Lethal Shotgun, department members will announce, "**STANDBY, BEAN BAG**" to alert other department members the Less Lethal Shotgun is being deployed.
 - Members must consider the seriousness of the offense when evaluating the Less Lethal Shotgun as a force option.
 - Members are strongly discouraged from using the Less Lethal Shotgun on handcuffed persons, obviously pregnant females, elderly persons, young children, or visibly frail persons, but the use of the this tool may be considered when these persons pose an immediate threat to the safety of themselves, deputies or others and/or are actively resisting arrest.
 - Members should not use the Less Lethal Shotgun on animals.
3. The Less Lethal Shotgun is an additional tool and is not intended to replace firearms, Taser CEW, pepper spray, baton, or defensive tactics.
 - Members should consider having a lethal cover officer when deploying a Less Lethal Shotgun.
4. The Less Lethal Shotgun may be used prior to deadly force.
5. The number of beanbag rounds delivered must be justified and should be based on whether or not they are effectively achieving the intended outcome.
 - Subject must be evaluated after each Less Lethal Shotgun deployment
6. Members should consider other force options besides the Less Lethal Shotgun on subjects in elevated positions (on a roof, in a tree etc.).
7. The Less Lethal Shotgun will not be deployed for large fights, public disturbance, or riots, unless being deployed as part of a demonstration management team with supervisor approval.

06.03.070

LESS LETHAL SHOTGUN POST APPLICATION PROCEDURES: 12/19

1. Whenever a beanbag round strikes an individual, a Fire Department Aid or Medic Unit shall be called to the scene.
 - Treatment at a medical facility will only be necessary on the advice of aid personnel.
2. Photographs shall be taken of any injuries or impact areas on the subject and forwarded with the Use of Force Review file.

06.03.075

UNINTENTIONAL DISCHARGE - LESS LETHAL SHOTGUN: 12/19

1. Whenever a member unintentionally discharges a Less Lethal Shotgun, the member shall:
 - a. Immediately notify a supervisor
 - b. Submit a detailed Officer's Report of the event.
2. The member's supervisor shall:
 - a. Respond to the scene.
 - b. If the unintentional discharge is a suspected malfunction, or the reason for the discharge cannot be determined, the less lethal shotgun will be returned to the Range Unit for inspection.
 - c. Enter the Incident in Blue Team as a preliminary.
3. If the unintentional or accidental discharge strikes another, follow post application procedures.

06.03.080

REPORTING PROCEDURES – LESS LETHAL SHOTGUN: 12/19

1. Whenever the Less Lethal Shotgun is “displayed only” and that display is a mitigating factor in de-escalating a situation, that display will be documented on the Less Lethal Shotgun Use form (KCSO Form #A-165) and sent directly to the range master for statistical purposes.
 - The reporting procedures in GOM 6.01.015 for “Show of Force” and “Pointing and Aiming” will also be followed.
2. In addition, to the normal use of force reporting procedures, uses of force involving less lethal shotguns, including misses, will be documented on the Less Lethal Shotgun Use form (KCSO Form #A-165).
 - Upon completion and review by a supervisor this form will be attached electronically to the Blue Team use of force review file.
 - A copy of this form will be forwarded to the range master to retain for evaluation and statistical purposes.

6.03.085

PEPPER SPRAY: 12/19

Pepper Spray/Oleoresin Capsicum (OC) has been adopted for use by the Sheriff's Office as a less lethal, force option. Frequently, members encounter situations involving physical resistance to arrest, or direct physical attacks upon them while conducting police duties. Appropriate use of Pepper Spray may enable deputies to effectively obtain compliance from resisting/combatative persons.

6.03.090

EFFECTS/LIMITATIONS – PEPPER SPRAY: 12/19

The department issued Pepper Spray dispenser uses a non-flammable propellant and allows for Pepper Spray deployment at any angle. The dispenser is designed to project a liquid, foam or gel formula of Oleoresin Capsicum (OC) into the eyes of a non-complying, resisting offender or an unarmed attacker and does not require shaking of the dispenser prior to use.

1. Members shall only carry department issued Pepper Spray.
2. Oleoresin Capsicum (OC) is an inflammatory agent, not an irritant such as Chemical Mace.
3. Upon contact with the skin, Pepper Spray may cause:
 - a. An extreme burning sensation in the eyes, nose, mouth, and skin.
 - b. Pronounced mucus secretion.
 - c. Interference with vision and involuntary closure of the eyes
 - d. Interference with deep lung breathing and burning sensation of the lungs.
4. The temporary impairment usually lasts thirty (30) minutes.
5. The effects of Pepper Spray may be limited on:
 - a. Violent mentally ill persons; and
 - b. Persons under the influence of narcotics.
6. Members should be aware of residue (e.g., suspect's clothing, patrol car) that can cause secondary exposure to members and the person who was sprayed.
 - Members, who have been exposed, should be decontaminated and obtain first aid or medical treatment (See section 6.03.100).

6.03.095

WHEN TO USE PEPPER SPRAY: 12/19

Pepper Spray is not designed to replace the service handgun or police baton. Pepper Spray is intended for use when attempting to control an unarmed physically resisting person who demonstrates the risk of injuring self and/or others during the arrest process.

1. Members shall give warnings when safe and feasible before application.
2. Pepper Spray may be used:
 - a. Prior to use of hands to apply come-a-long and control holds.
 - b. Prior to the use of baton, flashlight or other similar instrument to apply come-a-long and control holds.
 - c. Prior to the use of deadly force.

6.03.100

PEPPER SPRAY - POST APPLICATION PROCEDURES: 12/19

After spraying a person with Pepper Spray, members, if possible, shall:

1. Flush the affected areas with water.
2. Expose the area to fresh air.
 - Facing the wind with open eyes.
3. Obtain first aid or medical treatment for uses within 3 feet, extreme reactions, and complaint of injury.

6.03.105

CARRYING/OPERATING PEPPER SPRAY DISPENSER: 12/19

1. Pepper Spray is required to be carried in a specifically designed holster when in uniform.
 - Members wearing the uniform dress jacket shall be exempt.
2. Members in plain clothes assignments should have Pepper Spray readily accessible at all times.
3. To operate the Pepper Spray members shall:
 - a. Aim nozzle at the subject's eyes.
 - b. Spray a one (1) second burst, in a sweeping motion, at the subject's eyes.
 - c. Assess the person's compliance.
 - Loud and concise verbal commands should be used.
4. Ideal deployment of Pepper Spray is 6-8 feet with a minimum distance of 3 feet.
 - a. Deputies should be aware of possible blowback of the Pepper Spray when spraying into the wind which may cause the same symptoms experienced by the subject being sprayed.
 - b. The Pepper Spray may cause eye damage, if sprayed within 3 feet, due to the hypodermic effect of the stream. If used within 3 feet of a subjects face, members will document the reasons for such use in their use of force report.
5. The use of MK9 or similarly sized Pepper Spray containers shall only be used by TAC-30, the Demonstration Management Team or when authorized by an incident commander.

6.03.110

REPORTING PROCEDURES – PEPPER SPRAY: 09/12

1. Supervisor notification is required in all incidents where pepper spray is used.
2. A use of force review is required for all applications of pepper spray.

6.03.115

OTHER LESS LETHAL WEAPONS: 07/09

1. Other less lethal weapons include:
 - a. Baton.
 - b. Asp.
 - c. Pepper Spray.
 - d. Chemical agents.
2. Sworn members shall be provided biennial training for these less lethal weapons.

7.00.000 APPEARANCE REGULATIONS

7.00.005

POLICY STATEMENT: 10/20

A department member's appearance in public is a part of the department's effort to maintain public acceptance and maximize public cooperation in support of the mission of the King County Sheriff's Office. The department has established limits on general appearance intended to present a favorable public image conforming with contemporary, but traditional police agency standards.

The department is committed to working with members of various religious faiths, medical conditions, etc., by extending consideration on a case-by-case basis for exemptions to the departments grooming standards and uniform policy to provide applicable accommodation when possible. Any department member may request an accommodation by contacting the Human Resources Manager.

7.00.010

UNIFORM APPEARANCE, HAIR STYLE: 06/92

MALE DEPUTY'S HAIR:

1. The sides may cover a portion of the ear. The back may be either tapered or blocked and may extend to the shirt collar.
 - a. Hair shall be neat, clean, and well groomed.
 - b. Hair shall not interfere with the normal wearing of a standard uniform hat or helmet.
 - c. Extreme hair styles are prohibited.
2. Sideburns may extend to a horizontal plane at the base of the earlobe and shall be neatly trimmed.
3. Mustaches are permitted.
 - Extreme styles below the corners of the mouth or in bulk are prohibited.
4. Beards are prohibited.
 - The remainder of the face shall be cleanly shaven.

FEMALE DEPUTY'S HAIR:

1. Hair shall be neat, clean, and well groomed.
 - a. Hair that is longer than shoulder length shall be tied back.
 - b. Hair shall not interfere with the normal wearing of a standard uniform hat or helmet.
 - c. Extreme hair styles are prohibited.
2. Hair pins or clips that match the hair color are authorized.
 - All other hair decorations are prohibited.

7.00.015

EARRINGS: 06/92

1. Female deputies, in uniform, may only wear earring studs not exceeding 3/16" in diameter.
2. Male deputies, in uniform, shall not wear earrings.

7.00.020

TATTOOS, BRANDING AND PIERCING: 02/12

1. Should members, both civilian and commissioned obtain any tattoo, branding or piercing, it must be located in an area which can be covered with a department uniform or business attire.
2. Members, both in uniformed and non-uniformed assignments are prohibited from displaying any tattoo or brand above the neck or on the hands while on duty or while representing the department including off-duty employment.
3. At no time while on duty or representing the department shall a member have offensive tattoos or body art showing. (Examples of offensive tattoos and body art would include, but not limited to those which depict racial, sexual, discriminatory, gang or drug related, or obscene language).
4. When deemed operationally necessary, deputies in undercover assignments may display tattoos or brands with the approval of their supervisor.
5. Body piercing, except what is defined in section 7.00.015, shall not be authorized by any member representing the Sheriff's Office while in department uniform or business attire.

7.00.025

CIVILIANS AND NON-UNIFORM ASSIGNMENTS OR COURT APPEARANCE ATTIRE: 01/19

Department members in civilian and non-uniform assignments or those making court appearances shall comply with the following non-uniform clothing standards:

1. **CIVILIAN AND NON-UNIFORM ASSIGNMENTS:**
 - a. Department members in civilian or non-uniform assignments shall wear contemporary, but conservative business attire that is neat and clean.
 - This does not include sweats, jeans, mini-skirts, shorts, tennis shoes, or any other clothing that is revealing or suggestive unless approved by a supervisor.
 - b. Unit supervisors in non-uniform assignments may modify dress, hair style, and earring standards to meet the needs of the unit.
 - Deputies shall otherwise comply with the uniform standards described in GOM sections 7.01.015, 7.01.030, or 7.01.040.
 - c. Unit supervisors or section managers may authorize "Casual Fridays" or allow the wearing of sports team jerseys on special days.
 - Guidelines shall be established in the S.O.P. for each section or unit.
2. **COURT APPEARANCES:**
 - a. Male department members shall wear conservative business attire with a business tie.
 - b. Female department members shall wear conservative business attire.
 - c. Non-uniform attire shall be neat and clean.
 - d. All equipment that identifies the wearer as a deputy/detective shall be concealed.

7.01.000 UNIFORMS

7.01.005

ELIGIBILITY: 07/13

Department members who are required to wear uniforms shall be furnished required clothing and equipment authorized by the department, Contract Cities, Metro and Sound Transit.

7.01.010

INVENTORY: 07/13

1. All required uniforms and equipment lists will be maintained in PMU.
2. Approval of additional quartermaster items beyond what is listed in PMU shall be authorized by a Precinct/Section Commander.

7.01.015

UNIFORM, WEARING OF: 07/13

Department members wearing a uniform shall wear the complete uniform of the day as prescribed in section 7.01.030. Department members shall not mix and match Class A, B, C, or specialty uniforms.

7.01.020

UNAUTHORIZED UNIFORM ITEMS, COMMISSIONED MEMBERS: 04/19

1. Uniform items not prescribed in this section are unauthorized (i.e., caps with unauthorized logos, green coats, rain coats, boonie hats, uniform sweaters, rain pants (except special uniform requirements, etc.).
2. Polo shirts shall not be worn as a uniform item.

7.01.025

UNIFORM APPEARANCE EXCEPTION: 10/20

The department is committed to working with members of various religious faiths, medical conditions, etc., by extending consideration on a case-by case basis for exemptions to the department's grooming standards and uniform policy to provide religious, medical or other applicable accommodation when possible.

1. Any department member may request an accommodation by contacting the Human Resources Manager.
 - When a religious accommodation includes the wearing of religious headwear, the color of such garment will be black. A badge pin issued by KCSO may be displayed on headwear.
2. Division Commanders may waive the requirements for department member on special assignment or may modify dress standards during periods of extreme weather conditions or unusual circumstances of a short-term nature.
 - These will be temporary exceptions for specified periods of time.
 - These exceptions along with specified time references shall be captured via Special Order.

7.01.030

UNIFORM OF THE DAY: 07/13

The Sheriff or his/her designee shall determine the authorized uniform of the day.

1. The uniform of the day for unincorporated deputies will be the Class B.
 - This includes off-duty work and overtime assignments.
2. If the Class B uniform is unavailable, unincorporated deputies will wear a Class A uniform.
3. Unincorporated sergeants may wear the Class A or the Class B as the uniform of the day.
4. Deputies and sergeants assigned to a contract city shall follow the direction of their contract city chief regarding the uniform of the day.

7.01.035

UNIFORM DESCRIPTIONS: 07/13

1. Class A Uniform.
 - a. The Class A Dress uniform shall consist of a green long sleeve shirt, tan pants, tan tie, gold tie bar, optional brass buttons, polished dress shoes, and service stars.
 - The Class A Dress uniform shall be for funerals, promotions, and other ceremonial functions and may be worn to court.
 - Soft body armor shall be worn with the Class A Dress uniform.
 - The campaign hat is authorized for wear with the Class A Dress uniform.
 - Collar rank insignia (metal) shall be worn by captains and above.
 - The utility cap shall not be worn with the Class A Dress uniform.
 - Suspenders shall not be worn with the Class A Dress uniform.
 - Members are exempt from carrying Tasers while in class Class A Dress uniform at functions such as ceremonies or funerals.
 - Mikes, pagers, etc. shall not be carried on lapels when wearing a Class A Dress uniform at functions such as ceremonies or funerals.
 - b. The Class A Long Sleeve uniform shall consist of a green long sleeve shirt, tan pants, tan tie with gold tie bar or optional black crew neck, mock-T undershirt or mock-T turtleneck, optional brass buttons, polished shoes or boots, and service stars.
 - Soft body armor shall be worn with the Class A long sleeve uniform.
 - The campaign hat may be worn with the Class A long sleeve uniform.
 - Collar rank insignia (metal) shall be worn by captains and above.
 - Suspenders may be worn with the Class A long sleeve uniform.
 - The Class A long sleeve uniform is an alternate patrol uniform if the deputy does not have a jumpsuit.
 - The utility cap may be worn with the Class A long sleeve uniform on patrol.
 - c. The Class A short sleeve uniform shall consist of a green short sleeve shirt, tan pants, black crew neck undershirt, optional brass buttons, polished shoes or boots.
 - The Class A short sleeve uniform is an alternate patrol uniform if the deputy does not have a jumpsuit.
 - Soft body armor shall be worn with the Class A short sleeve uniform.
 - The campaign hat may be worn with the Class A short sleeve uniform.
 - Collar rank insignia (metal) shall be worn by captains and above.
 - Suspenders may be worn with the Class A short sleeve uniform.
 - The utility cap may be worn with the Class A short sleeve uniform on patrol.

2. Contract City Class A Uniform.

- a. The Contract City Class A Dress uniform shall consist of a blue or black wool long sleeve shirt, blue or black pants, blue or black tie, silver or gold tie bar, optional silver or gold buttons, polished dress shoes, and hash marks.

- The Class A Dress uniform shall be for court, funerals, promotions, and other ceremonial functions.
- Soft body armor shall be worn with the Class A Dress uniform.
- The campaign hat is authorized for wear with the Class A Dress uniform. It shall be serviceable and available if command decision is made to wear with Class A Dress uniform.
- Collar rank insignia (metal) shall be worn by captains and above.
- The utility cap shall not be worn with the Class A Dress uniform.
- Suspenders shall not be worn with the Class A Dress uniform.
- Members are exempt from carrying Tasers while in Class A Dress uniform at functions such as ceremonies or funerals.
- Mikes, pagers, etc. shall not be carried on lapels when wearing a Class A Dress uniform at functions such as ceremonies or funerals.

- b. The Class A Long Sleeve uniform shall consist of a blue or black long sleeve shirt, blue or black pants, blue or black tie with silver or gold tie bar or optional black crew neck, mock-T undershirt or mock-T turtleneck, optional silver or gold buttons, polished shoes or boots, and hash marks.

- Soft body armor shall be worn with the Class A long sleeve uniform.
- The campaign hat may be worn with the Class A long sleeve uniform.
- Collar rank insignia (metal) shall be worn by captains and above.
- Suspenders may be worn with the Class A long sleeve uniform.
- The Class A long sleeve uniform is an alternate patrol uniform if the deputy does not have a jumpsuit.
- The utility cap may be worn with the Class A long sleeve uniform on patrol.

- c. The Class A short sleeve uniform shall consist of a blue or black short sleeve shirt, blue or black pants, black crew neck undershirt, optional silver buttons, polished shoes or boots.

- The Class A short sleeve uniform is an alternate patrol uniform if the deputy does not have a jumpsuit.
- Soft body armor shall be worn with the Class A short sleeve uniform.
- The campaign hat may be worn with the Class A short sleeve uniform.
- Collar rank insignia (metal) shall be worn by captains and above.
- Suspenders may be worn with the Class A short sleeve uniform.
- The utility cap may be worn with the Class A short sleeve uniform on patrol.

3. Class B Uniform.

- The Class B uniform shall be the black, vendor approved jumpsuit. The jumpsuit shall have a black patch and gold lettering with "SHERIFF" attached with velcro on the back for unincorporated patrol personnel or a reflective silver patch and black lettering with "POLICE" stenciled on the back for contract city patrol personnel.

- The Class B uniform shall be the primary patrol uniform.
- May be worn to court.
- Soft body armor shall be worn with the Class B uniform.
- The jumpsuit shall be worn with the department issued metal badge.
- The utility cap or watch cap may be worn with the Class B uniform
- The campaign hat shall not be worn with the Class B uniform.
- Collar rank insignia (metal) shall be worn by captains and above.

- Suspenders may be worn with the Class B uniform.
- Service stars or hash marks are not authorized with the Class B uniform.
- Taser leg pockets are not authorized.

4. Class C Uniform.

- The Class C uniform shall consist of a black 511 brand Patrol Duty Uniform (PDU) pants and shirt, either short or long sleeve.
 - The Class C uniform shall be worn for training, by trainers/instructors, DMT, and any other non-patrol duty that requires the wearing of a uniform.
 - Shall not be worn to court.
 - If the training is a 100% lecture/classroom format, the Class C uniform is optional.
 - Soft body armor shall be worn with the Class C uniform.
 - The PDU uniform shall be worn with the department issued metal badge.
 - No other brand of "BDU" style uniform shall be worn.
 - The utility cap or watch cap may be worn with the Class C uniform.
 - The campaign hat shall not be worn with the Class C uniform.
 - Collar rank insignia (metal) shall be worn by captains and above.
 - Suspenders may be worn with the Class C uniform.
 - Service stars or hash marks are not authorized with the Class C uniform.

7.01.040

SPECIAL UNIFORMS: 07/04

Deputies who are assigned to "special assignment" units as their primary or shared primary duties (i.e., Bicycle Unit, Range Unit, etc.) shall be issued special uniforms. The special uniform and equipment shall only be worn when deputies are working in that unit and are issued with written approval by a Precinct/Section Commander. The special uniform and equipment lists shall be maintained in PMU.

1. All "special assignment" clothing and equipment, excluding footwear and utility caps, shall be cleaned or laundered and returned promptly to the PMU within five (5) working days of the transfer.
2. The recipient of these items shall document the transaction on KCSO Form # P-127 "property return verification". The member should then hand-carry it to the PMU or to the Human Resource Unit if separating from the department.

7.01.045

DRESS UNIFORMS: 01/11

1. The following dress uniform items are required for Captains and above and optional for sergeants and deputies at their expense:
 - a. Dress jacket.
 - b. British green necktie.
 - c. White long sleeve dress shirt.
 - The shirts are worn with regular uniform pants.
 - The female command staff may wear a knee length, dark green skirt instead of the uniform pants.
 - d. Campaign Hat.

2. Authorization to Wear:
 - a. Dress uniforms are authorized for certain off-duty social functions for sergeants and deputies.
 - b. The wearing of this uniform at social functions requires the approval of the Undersheriff or a Division Commander.

7.01.050

UNIFORM NECKTIE AND TIE CLASP: 07/13

1. The uniform necktie shall be either a conventional, clip-on, or rear closure velcro.
2. The tie shall be tan for unincorporated personnel or blue for contract city personnel.
3. Either the tie pin or tie bar shall be worn.
4. The tie pin or bar shall be gold for unincorporated personnel or silver or gold for contract city personnel.
 - Silver pins and bars shall be purchased at the individual deputy's expense.

7.01.055

TURTLENECK UNDERGARMENT: 07/13

1. The turtleneck or "mock" turtleneck shall be black and the neck of the garment shall have a plain non-ribbed finish and shall be purchased at the individual deputy's expense.
 - It must fit close to the neck.
2. The turtleneck may be worn with the long sleeve uniform shirt in lieu of wearing the department tie.
3. The turtleneck shall not be worn with the Class A Dress uniform.
4. The turtleneck sweater shall be purchased at the member's expense.
5. A cotton turtleneck, "mock" turtleneck, or dickie with "SHERIFF" in gold thread and in "TETITE" font 1/2 inch high may be worn with a long sleeve shirt without a necktie.
 - Only turtlenecks with "SHERIFF" in gold thread 1/2 inch high purchased from the department vender will be allowed.
6. The turtleneck or "mock" turtleneck may be made of cotton, lycra, or polyester.
 - Brand names or athletic logos shall not be displayed or shall be blacked out.

7.01.060

NAME TAGS: 08/21

A name tag shall be worn on all department uniforms.

1. The embroidered name tag shall be stitched block style in Mylar gold for unincorporated personnel or white for contract city personnel on material comparable to the garment.
2. Only embroidered name tags provided by department authorized vendors shall be worn on department uniforms.
3. Name tags issued prior to September 1, 2021 shall consist of the member's 1st two initials and the last name. Name tags issued after September 1, 2021 shall consist of the member's 1st initial and last name.

7.01.065

VELCRO PANELS: 07/13

1. A Velcro panel shall be sewn to the back of the Class B uniform, and the cold weather black soft shell jacket. A black patch and gold lettering with "SHERIFF" for unincorporated patrol personnel or a reflective silver patch and black lettering with "POLICE" stenciled on the back for contract city patrol personnel shall be used.
2. Velcro shall not be used for the shoulder patches or any other patches on the uniform.

7.01.070

CAMPAIGN HAT: 07/13

Deputies shall ensure that their campaign hat is neat and clean and it shall be serviceable and available if command decision is made to wear with Class A Dress.

1. The campaign hat will be worn with appropriate badge and metallic braid.
2. The campaign hat will be assembled as follows:
 - a. Metallic braid will be twisted with approximately one twist per inch for its entire length.
 - b. The acorns shall lay on the front of the brim.
 - c. The strap shall be affixed with the buckle on the right side of the hat.
3. The campaign hat shall only be worn with the Class A uniform with the front brim resting two (2) to three (3) finger widths above the bridge of the nose, with the brim nearly level in all directions.
4. The wearing of the uniform hat shall be mandatory at:
 - a. Inspections.
 - b. Ceremonies.
 - c. Funerals.
 - d. Other specified formal events.
5. At all other times, the wearing of the uniform hat is optional.
 - The hat should not be worn in inclement weather without a vinyl cover.
6. The summer weight (straw) campaign hat is authorized for purchase at the employees expense.
 - a. The summer weight campaign hat shall be worn in the same manner as the felt campaign hat.
 - b. The summer weight campaign hat shall not be worn with the Class A dress uniform.

7.01.075

UTILITY CAP: 07/13

1. The utility cap shall be a pro-ball design black baseball cap with the word "SHERIFF" in gold lettering or "POLICE" in white lettering for contract cities on the front of the cap.
 - Hats with a badge on the front of cap are not authorized.
2. Deputies may wear the cap with the Class A, B or C department uniform.
3. Caps shall not be worn with the Class A Dress uniform.
4. Un-authorized hats shall not be worn with a department uniform.

7.01.080

WATCH CAP: 07/13

1. The watch cap shall be a black knit cap with the word "SHERIFF" in gold lettering or "POLICE" in white lettering for contract cities on the front of the cap.
 - a. Hats with a badge on the front of cap are not authorized.
 - b. Watch caps shall be purchased at the individual deputy's expense.

7.01.085

WINTER CAP: 01/19

1. The winter cap shall be a black fleece-lined B. Dry© Trooper Cap.
 - a. Winter caps shall be worn with the campaign hat badge on the front of cap.
 - b. Winter caps shall be purchased at the individual deputy's expense.
 - c. Winter caps shall be authorized to be worn between October and April.

7.01.090

COLD WEATHER JACKET: 07/13

1. The cold weather jacket shall be either the black North Face jacket or the black performance soft-shell jacket.
2. All black soft shell jackets shall have a reflective black patch and gold lettering with "SHERIFF" for unincorporated patrol personnel or a reflective silver patch and black lettering with "Police" stenciled on the back for contract city patrol personnel.
3. The "SHERIFF" or "POLICE" patch is not authorized for the North Face jacket.

7.01.095

FOOTWEAR: 10/12

1. Regular Department Uniform.
 - a. Authorized footwear shall be issued by the PMU.
 - b. All department members shall be issued one pair of polished dress shoes when hired. Upon completion of the basic academy, they shall receive one pair of department issued boots or equivalent.
 - c. Boots meeting the following specifications are authorized and a portion of the cost shall be paid by the department if the boot is purchased through a current department vendor.
 - Plain black polished finish.
 - Round toe.
 - Lace-up, with black laces and black eyelets.
 - Nine (9) inch minimum high top.
 - Either smooth or lugged rubber sole.
 - d. Deputies shall have one (1) pair of issued polished dress (high gloss) shoes to be worn on occasions when a dress uniform (i.e., wearing of hat and tie) is required.
 - e. Boots shall not be worn with the Class A Dress uniform.

2. Special Footwear for Medical Reasons.

Department members who require special footwear for approved medical reasons shall forward a doctor's note to their supervisor.

- a. An Officer's Report requesting the special footwear shall be submitted via chain of command to the PMU.
- b. The PMU shall set and provide guidelines to help the member obtain suitable footwear.

7.01.100

GLOVES: 07/13

1. Gloves may be worn with the uniform.

- a. Gloves shall be black.
- b. When directing traffic gloves may be either red or orange reflective.
 - Reflective gloves will be purchased by the individual deputy.

2. **Possession of "sap" gloves or any gloves loaded with weight is prohibited.**

7.01.105

RAID/HIDDEN AGENDA JACKET: 07/13

1. The Raid or Hidden Agenda jacket is designed to identify the wearer as a deputy/detective at the scene of an unusual event, such as serving a search warrant or a hostage incident.
2. It may be issued to deputies in plainclothes assignments with the approval of a Section Commander.
3. These jackets shall not be worn with the normal department uniform, nor is it to replace the normal uniform.
4. They may be worn as a means of identification when driving a marked car but not in uniform.

Design:

1. The standard Raid Jacket or Hidden Agenda Jacket shall be green or black, with a facsimile of the department badge on the left breast and the word "SHERIFF" in large gold across the back.

7.01.110

BANANOLA SHIRT: 10/20

1. It shall be worn by all detectives during planned operations (stops/contacts/arrests or search warrants, etc.) and shall be worn with a tactical vest carrier, or in the alternative, the Bananola shirt may be worn over a ballistic vest..
2. The word "SHERIFF" shall be in large silver reflective lettering on each forearm and across the back for easy identification.
3. PMU shall issue these shirts to detectives who perform planned operations (stops/contacts/arrests or search warrants, etc.).

7.01.115

SAFETY VEST: 05/09

Department members shall wear the department issued safety vest at all times when controlling traffic or when hazardous traffic conditions exist, such as working crime scenes or traffic accidents and poor visibility exists due to road design, darkness, or inclement weather.

7.02.000 BADGES, INSIGNIA, AND PATCHES

7.02.005

BREAST AND HAT BADGES: 01/19

1. The Property Management Unit (PMU) shall control and maintain records regarding issued badges.
 - a. Deputies may purchase additional breast or flat wallet badges at their own expense.
 - b. Purchased badges shall have the same badge number as the one assigned to the deputy.
2. The department approved metal breast badge shall be worn on all uniform garments except the cold weather jacket.
3. Only sworn department members shall wear, display, or carry on their person official badges that are authorized by the department.
4. Embroidered (cloth) badges are only to be worn on the:
 - a. Cold weather jacket.
 - b. Issued raid jacket.
5. Embroidered breast badges are sewn at the same location as metal breast badges after removal of any existing badge tabs.
6. Embroidered badges shall be removed from worn or damaged garments and forwarded to the PMU.
 - Embroidered badges shall be replaced on a one for one basis.
7. When wearing a mourning band it shall be placed over the badge horizontally from 9 O'clock to 3 O'clock. (See example)
 - a. The band should be 3/8 to 1/2 inch wide black elastic material.
 - b. National Law Enforcement Memorial Bands with a blue stripe is authorized.



8. Mourning bands should be worn:
 - a. Upon the line of duty death of a KCSO deputy. The mourning band should be worn for a period of thirty days from the date of death.
 - b. Upon the line of duty death of a LEO from a jurisdiction in the area. The mourning band should be worn from the date of death and removed at the conclusion of the memorial service.
 - c. Upon the non-line of duty death of an active or retired LEO on the day of the memorial and removed at the conclusion of the memorial service.
 - d. On National Peace Officers Memorial Day (May 15th).
 - e. At the direction of the Sheriff or Undersheriff, when special circumstances dictate that a department display of official mourning is appropriate.

7.02.010

SHOULDER PATCH: 07/13

1. Sheriff's Office and Contract City shoulder patches shall be centered 3/4 inch below the shoulder seam on both sleeves of the:
 - a. Class A long sleeve or short sleeve shirt.
 - b. Dress jacket.
 - c. Cold weather jacket.
 - d. Class B uniform.
 - e. Class C uniform

2. Patches shall be sewn on with the same color thread as the patch border.

7.02.015

RANK INSIGNIA: 07/13

1. **Rank and Insignia:**
 - a. **Sheriff:**
Four (4) Gold Stars

 - b. **Undersheriff**
Three (3) Gold Stars

 - c. **Chief:**
Two (2) Gold Stars

 - d. **Contract City Chief:**
One (1) Gold Star for those wearing a Sheriff's Office uniform.
Three (3) Gold Stars for those wearing a city black style uniform.

 - e. **Major:**
One (1) Gold Oak Leaf

 - f. **Captain:**
Two (2) Gold Bars

 - g. **Sergeant:**
Three (3) Gold Chevrons

 - h. **Master Police Officer:**
Two (2) Gold Chevrons

2. INSIGNIA LOCATION**a. Captain and above:** (see diagrams in 7.02.035)

- | | | |
|---|-------------------------------------|--|
| ■ | Class A Uniform Shirt, long sleeve | Small brass on collar,
Service stars on left sleeve |
| ■ | Class A Uniform Shirt, short sleeve | Small brass on collar |
| ■ | Class B Jumpsuit | Small brass on collar |
| ■ | Class C PDU | Small brass on collar |
| ■ | Cold Weather Jacket | Sew on type or large brass |
| ■ | Dress Jacket | Large brass on epaulets
Rank stripes on sleeve
Service stars with gold bullion on left
sleeve |

7.02.020

PLACEMENT OF INSIGNIA: 01/11

(See diagrams in 7.02.035)

1. Class A Uniform Shirt:

- a. Brass insignia shall be worn with the axis of the bar parallel with the vertical edge of the collar. It shall be positioned $\frac{3}{4}$ of an inch from the collars vertical edge and centered between the neck line and lower line of the collar.
- b. The chevron shall be sewn with the point directly below and centered with the shoulder patch on both sleeves.

2. Coats: Embroidered Sew-on or Large Brass Insignia:

Insignias shall be sewn or placed on the shoulders $\frac{3}{4}$ inch inward of the shoulder seam, directly centered with regard to the shoulder patch (see diagrams in 7.02.035).

a. Sheriff:

The stars shall be worn lengthwise on the shoulder so that the single ray of each star points to the rear (see figure 2).

b. Undersheriff:

The stars shall be worn as described for the Sheriff (see figure 3).

c. Chief:

The stars shall be worn as described for the Sheriff (see figure 4).

d. Contract City Chief:

- The star shall be worn as described for the Sheriff for those wearing a Sheriff's Office uniform (see figure 7).
- The three (3) gold stars shall be worn as described for a Contract City Chief wearing a city black style uniform (see figure 8).

- e. **Major:**

The oak leaf shall be worn with the leaf tip toward the collar (see figure 5).
 - f. **Captain:**

The bars shall be worn with the bar axis parallel to the shoulder seam (see figure 6).
 - g. **Sergeant:**

The chevrons shall be sewn and centered $\frac{3}{4}$ inch below the shoulder patch on both sleeves of the uniform coat or sweater.
 - h. **Master Police Officer:**

The chevrons shall be worn as described for sergeant.
3. **Dress Jacket Insignia:**

A large gold metal rank insignia for Captain and above shall be worn on both shoulders of the dress jacket as described in #2 (see figures 2 thru 8).
4. **Class B Jumpsuit Insignia:**
 - a. Rank designation for Sergeant and Master Police Office on the jumpsuit shall be the sew-on type.
 - b. Rank designation for Captain and above shall be metal and worn on the collar.

7.02.025

CONTRACT ROCKERS: 03/13

Unique contract uniform sleeve rockers will be worn directly below the County shoulder patch.

- 1. The cloth rockers will have a black background with metallic gold lettering.
- 2. The rockers will be mounted on each sleeve with a 1/8" gap between it and the patch above it.
- 3. If a sergeant or MPO stripes are to be worn, they will be mounted and centered below the rocker.

7.02.030

RANK BRAID FOR UNIFORM DRESS JACKET: 01/11
(See diagrams in 7.02.035)

The dress jacket shall display on each sleeve the following stripe(s) conforming to the member's rank:

The lower stripe shall be 2 inches above the bottom of each cuff.

- 1. **Sheriff:**

Two $\frac{1}{2}$ inch stripes above one 2 inch Navy Admiral stripe with $\frac{1}{2}$ inch space in between.
- 2. **Undersheriff:**

One $\frac{1}{2}$ inch stripe above one 2 inch Navy Admiral stripe with $\frac{1}{2}$ inch space in between.
- 3. **Chief:**

One 2 inch Navy Admiral stripe.

4. **Major:**

One ½ inch gold stripe near cuff, ¼ inch space, one ¼ inch gold stripe in center, ¼ inch space and one ½ inch gold stripe above center stripe.

5. **Contract City Chief:**

- a. The sleeve stripes will reflect the actual Sheriff's Office rank for those wearing a Sheriff's Office uniform.
- b. Three ½ inch gold stripes near cuff, ¼ inch space, one ½ inch gold stripe in center, ¼ inch space and one ½ inch gold stripe above center stripe for those wearing a city black style uniform.

6. **Captain:**

Two ½ inch gold stripes with ¼ inch space in between stripes.

7. **Sergeant and below:**

No gold stripe.

7.02.035

INSIGNIA AND AWARDS DIAGRAMS: 02/12

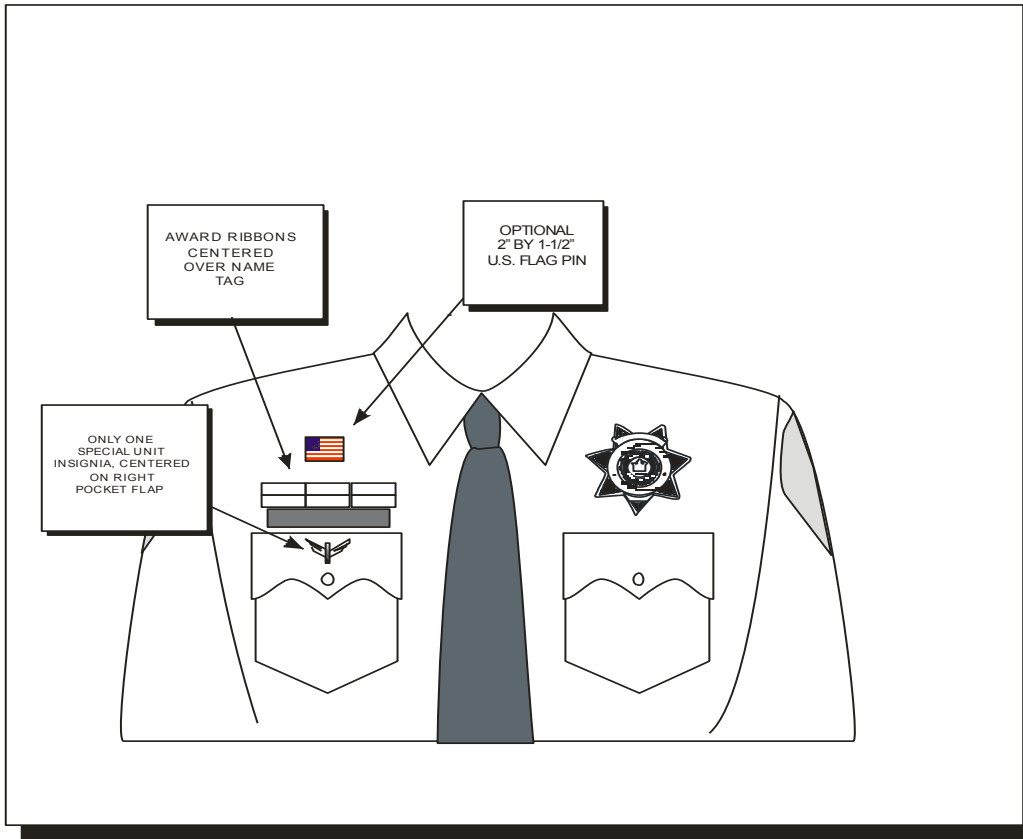


Figure 1

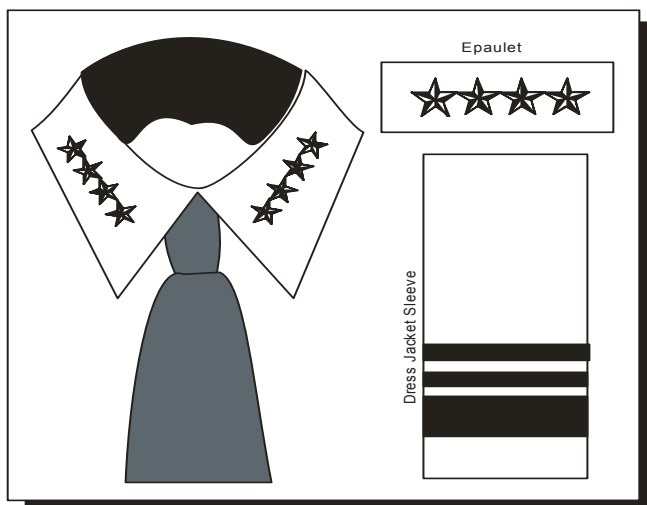


Figure 2

CHIEF DEPUTY

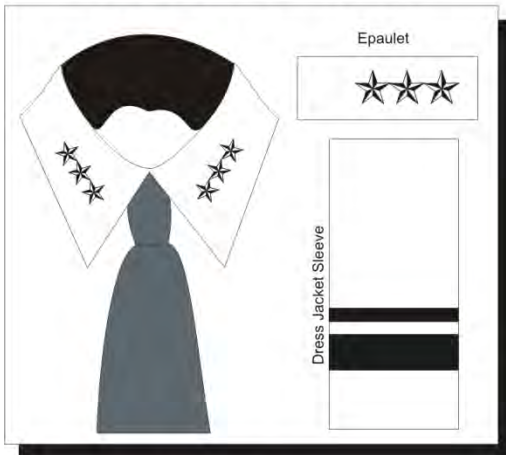


Figure 3

CHIEF

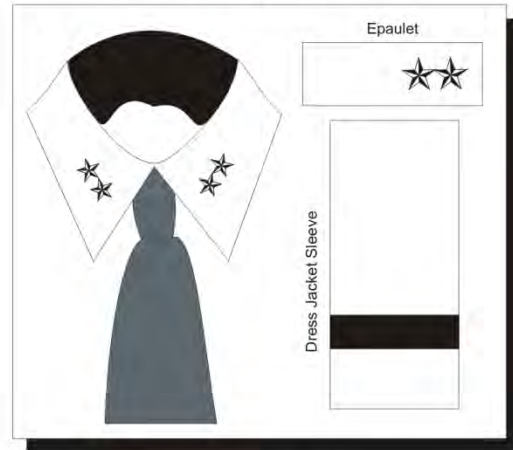


Figure 4

MAJOR

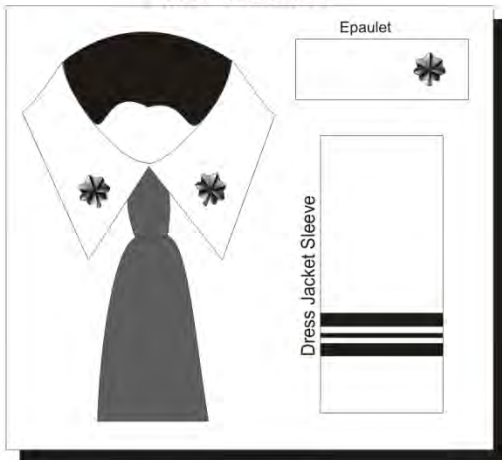


Figure 5

CAPTAIN

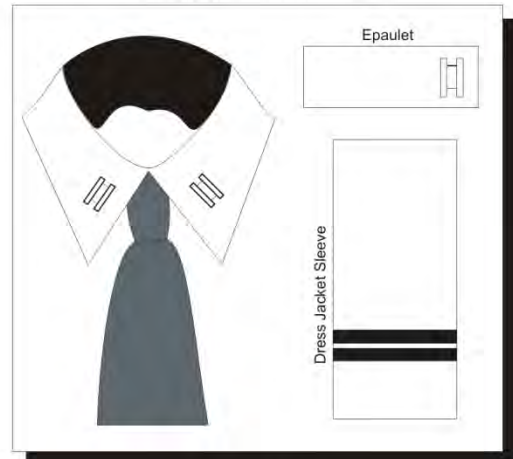


Figure 6

CONTRACT CITY CHIEF (S.O. UNIFORM)



Figure 7

CONTRACT CITY CHIEF (CITY BLUE UNIFORM)

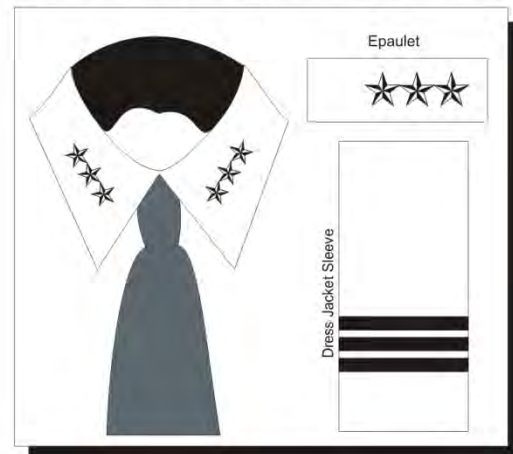


Figure 8

7.02.040

SPECIAL UNIT INSIGNIA: 02/12

1. Deputies who are qualified and assigned to special units may wear an approved special insignia on their uniform shirt, on the right pocket flap (see figure 1).
 - a. Only one (1) special insignia may be worn at a time.
 - b. The insignia shall only be worn while working in or assigned to the associated special unit.
 - c. No other pins or insignias are authorized unless authorized by the affected unit's Commander.
 - Qualifications for authorization to wear a special insignia shall be established by the unit supervisor and approved by the appropriate Division Commander.
 - Acquisition and maintenance or replacement of special unit insignia shall be the responsibility of the authorized wearer.
2. When wearing award bars the special unit insignia will be worn on the center of the right pocket flap.
3. Special units currently authorized to wear special unit insignia are indicated below:
 - a. **Motorcycle:** Winged wheel
 - b. **TAC-30:** Eagle and lightning bolt
 - c. **Diver:** Helmeted diver's head
 - d. **E.O.D.:** Winged bomb
 - e. **K-9 Teams:** K-9 wreath
 - f. **Marine:** Fouled anchor
 - Marine deputies may wear two (2) insignias on the collar of their [Class C](#) uniform or a single insignia on the standard or [Class A](#) dress uniform.
 - g. **DARE:** DARE pin
 - h. **ASU:** Aviator wings

7.02.045

SERVICE STARS/HASH MARKS: 07/13

Stars denoting four (4) completed years of law enforcement service may be worn with the long sleeve Class A uniform shirt and dress jacket.

1. Deputies who have served with other agencies may add those years to their service time with King County, excluding military police and reserve officer service for other agencies.
2. Stars shall be worn with a 2 inch space between the bottom 2 points of the star and the top edge of the left sleeve cuff of the uniform shirt.
 - a. When more than one (1) star is mounted there shall be 1-3/8 inch between the centers.
 - b. There shall be a maximum of four (4) stars in one row.
 - c. A second row of stars shall be centered immediately above the first row of stars.
 - d. Service stars will be gold 5/8" stars on a black 1" wide tape.
3. On the uniform dress jacket with gold stripe, the bottom 2 points of the star shall be placed 1/2 inch above the upper gold stripe.
 - a. When more than one (1) star is mounted there shall be 1 3/8 inch between the centers.
 - b. There shall be a maximum of four (4) stars in one row.
 - c. A second row of stars shall be centered immediately above the first row of stars.
 - d. Service stars will be gold 3/4" stars on a black 1-1/2" wide tape.

4. Contract city "hash" marks shall equal three (3) completed years.
5. Service stars or "hash" marks shall not be worn on the Class B or Class C uniform.

7.02.050

U.S. FLAG PIN: 07/13

Up to a two (2) inch by one and one half (1-1/2) inch U.S. Flag may be worn on the uniform shirt. If worn, the flag shall be placed above the name tag or above award bars (see figure 1). The flag pin shall be purchased by the individual deputy.

7.03.000 DUTY BELT AND SPECIAL EQUIPMENT

7.03.005

UNIFORM DUTY BELT: 10/20

1. The uniform duty belt with matching accessories can be black leather basket weave or nylon web.
 - Only department authorized web gear shall be worn.
2. The uniform duty belt shall not be a mixture of nylon web and leather items and shall:
 - a. Completely conceal the trouser belt.
 - b. Have at least two (2) magazine or speed loader pouches for the primary weapon (commissioned members).
 - c. Be worn with a handcuff holder (commissioned members).
 - d. Be worn with a chemical irritant holder.
 - e. See GOM 7.03.025(5) for certain items which may be carried on the external vest cover in lieu of carrying them on the duty belt.

7.03.010

HOLSTERS: 02/18

1. The department shall supply holsters for all department owned weapons.
 - The department will not supply holsters for personally owned weapons.
2. Holsters for primary handguns worn on the duty belt, whether department or personally owned, will be at least level 2 as defined by the holster's manufacturer.
 - Holsters will be worn on the beltline of the duty belt.
 - A 1 ¾" drop holster attachment is authorized to accommodate the wearing of exterior or tactical vests.
3. Holsters for primary handguns when wearing plain clothes, whether department or personally owned, will have at a minimum:
 - a. Exposed to the public:

At least one active retention device beyond friction and be designed by the manufacturer for that particular handgun.
 - b. Concealed carry:

At least friction retention and be designed by the manufacturer for that particular handgun.
4. Cross draw holsters are prohibited.
5. Holsters, whether issued or personally owned, shall not be modified in any manner to affect retention.
6. Holsters that lose their integrity through normal wear will be replaced.
 - Personally owned holsters that lose their integrity through normal wear will be replaced at the deputy's expense.

7. Taser Holsters (See section GOM 6.03.020).
 - a. Taser holsters shall be department issued only.
 - b. Taser holsters built into Class B Jumpsuits are not authorized.
 - c. A cross draw holster and carry is not permitted.

7.03.015

SOFT BODY ARMOR: 10/20

Commissioned and limited commissioned members **shall** only wear department issued body armor vest that are within their warranty period or an individually purchased equivalent vest, as follows:

1. At all times in uniform – in either an internal or external carrier.
2. Plainclothes assignments:
 - To be worn during any known or potentially dangerous assignment and to be kept immediately available for use at all times when not being worn.
3. EXCEPTIONS:
 - a. Search and Rescue.
 - b. Marine Patrol (When on the water).
 - c. Bomb Disposal.
 - d. TAC-30 Unit (When wearing the department tactical vest).
 - e. Special events or assignments approved by either the Undersheriff or Division Commander.
 - f. Covert activities in which the wearing of the vest would either endanger the deputy's life or investigation.
 - g. ARFF personnel conducting actively engaged in firefighting duties
 - h. When wearing a dress uniform.

4. CLEANING PROCEDURES:

The following procedures should eliminate odors. If the odors persist after two months of following these procedures, the vest should be returned to the PMU for inspection or replacement.

- a. The vest should be cleaned after wearing it four (4) or five (5) times.
- b. Wipe the vest with a damp cloth using a small amount of soap and water.
- c. Wipe the vest with a clean, soap-less, damp cloth.
- d. Expose the vest to fresh air for several hours to dry it and to help remove any odor.
- e. The vest should be worn with a removable cloth cover, if provided.
 - The cover should be washed regularly.

The vest manufacturer advises that water, a water and detergent solution, or cleaning solvent can penetrate the vest at the seams, which reduces the effectiveness of the fibers by 20-25%. Therefore, deputies shall not:

- a. Machine wash or dry clean the vest.
- b. Immerse the vest in a detergent or dry cleaning solution.
- c. Immerse the vest in clear water.

If the vest becomes immersed in a liquid, even in clear water, forward it to the PMU for inspection.

5. VEST UPGRADES:

At the time of issue and at the members expense, vests may be upgraded from level 2 to level 3 and a portion of the cost shall be paid by the department if the vest upgrade is purchased through a current department vendor.

6. REPLACEMENT PROCEDURE:

Members shall complete a Quartermaster Property Replacement Form (KCSO Form #A-154) when their issued vest is approaching the end of its warranty period, so that a voucher for a new vest can be issued and a new vest obtained, from the department uniform vendor, prior to the old vest going out of warranty.

- Members may keep their most current out of warranty vest, in their assigned vehicle, for situations that may require an additional level of protection. All other out of warranty vest shall be turned into PMU.

7.03.020

EQUIPMENT REQUIRED: 10/20

1. **Badge and Identification Card:** Shall be carried by all commissioned members while on duty.

2. **Handcuffs and Key:** Shall be carried while in uniform and plain clothed assignments.

- a. Only Peerless, Smith and Wesson, or equivalent shall be authorized.
- b. The handcuffs may be blued or nickel-plated.

3. **Whistle:**

Uniformed deputies shall carry a police whistle.

4. **Baton or Asp:**

Uniformed deputies shall carry the baton or Asp in their vehicle immediately available for use or inspection.

- a. Wearing the baton or Asp shall be optional, depending upon the nature of the call.
- b. The baton shall be department-issue or personally owned of similar size and shape as department issue, and may be constructed of wood, alloy, or solid plastic.

- Personal batons shall have prior department approval before being carried in the field.

5. **Flashlight:**

Uniformed deputies shall carry a working flashlight in their vehicles.

- a. The flashlight shall be a minimum of three (3) cells and a maximum of five (5) cells with either a two (2) or three (3) inch diameter head.
- b. Flashlights may also be rechargeable
- c. Flashlights may also be an LED variant
- d. A traffic wand may also be carried.
- e. The department does not supply flashlights or components.

6. Pepper Spray:

Uniformed members shall carry department issued pepper spray.

- Deputies wearing the uniform dress jacket shall be exempt.

7. Timepiece:

Deputies are required to have a reliable timekeeping device available while on duty.

8. Tasers:

(See section GOM 6.03.015).

7.03.025

SPECIAL EQUIPMENT: 10/20

The carrying or use of substitute or additional equipment not specified herein is unauthorized unless approved by either the Undersheriff or Division Commander.

- Approved substitute or additional equipment is the sole responsibility of the individual and shall not be replaced by the department beyond what is required by the Collective Bargaining Agreement.

1. Knives:

Deputies may carry a folding knife with a locking blade not exceeding five (5) inches.

- Knives, when worn on the uniform gun belt, shall be carried closed in a black sheath with a design equivalent to the gun belt.

2. Side Handle Baton:

Department approved side handle batons may be carried after successful completion of a basic course approved by the Training Unit.

- Refresher training shall be in conjunction with in-service baton training.
 - The side handle baton shall be constructed of alloy or solid plastic, twenty four (24) inches long.

3. Collapsible Baton (Asp):

Department approved collapsible batons may be carried after successful completion of a basic course approved by the Training Unit.

- Refresher training shall be in conjunction with in-service baton training.
 - The collapsible baton shall not exceed twenty six (26) inches when fully extended.

4. Duty Belt Suspenders:

Duty belt suspenders may be worn by department members.

- a. They are purchased by the individual.
- b. Not authorized to wear with the Class A Dress uniform.

5. External Vest Carriers:

External vest carriers may be worn by all department members working patrol, other uniformed assignments and plain clothes assignments.

a. External vest carriers issued for patrol, other uniformed assignments, and detectives will be issued or approved by PMU from an authorized vendor.

- External carriers shall have gold 'SHERIFF' lettering on the back panel, gold deputy name patch on the right chest, gold 'SHERIFF' on the left chest and the metal department badge on the left chest. Contract city deputies will have the same placement of panels and they will replace "SHERIFF" with 'POLICE' in reflective silver. Only panels issued by PMU are authorized.
- Configuration of equipment on the external carrier must be designed in a manner which does not obscure the panels, so the identifiers of "SHERIFF" or "POLICE" are clearly visible from the front and back panels. Unit supervisors shall periodically inspect their deputies to ensure compliance.
- When worn by detectives during planned operations (stops/contacts/arrests or search warrants) the external vest carriers will be worn over a Bananola shirt; or in the alternative, the Bananola shirt may be worn over a ballistic vest.

b. Only the following equipment is authorized to be attached to the external carrier:

- Radio pouch and portable radio.
- Handcuff pouch (1).
- Pistol magazine pouch (1 double set).
- Small admin pouch (1).
- Tourniquet and holder (1).
- Small Flashlight (1).
- Taser (detectives and plain clothes assignments only; only during planned, high risk assignments).

c. The following shall NOT be worn on the external carrier:

- Any firearm.
- Taser.
- Knives.
- Rifle magazines.
- Shotgun shells.
- Morale patches.
- Any item that is not on the approved list.

6. Ballistic Helmet:

The ballistic helmet shall only be used during unusual "High-Risk" situations such as active shooters, high-risk search warrants, incidents where falling debris is a possibility, or when approved by a supervisor.

7.03.030

APPROVAL PROCESS FOR PERSONAL EQUIPMENT: 07/04

Department members desiring to use personal equipment shall obtain prior approval of the appropriate Division Commander.

1. Requests shall be submitted to the appropriate Division Commander via chain of command using an Officer's Report (KCSO Form #C-102).

2. Following approval or disapproval, the original shall be returned to the Property Management Unit via chain of command.
 - a. A copy shall be sent to the requestor.
 - b. A copy shall be retained in the requesting member's division personnel file.

7.04.000 QUARTERMASTER AND EQUIPMENT SYSTEM

7.03.005

INTRODUCTION: 07/99

Whenever the King County Sheriff's office uniform, or a uniform designated for a contract city is worn, it shall be worn in accordance with the regulations in GOM sections 7.01.000, 7.02.000 and 7.03.000. The deputy/officer's appearance in public is a part of the department's effort to maintain public acceptance and maximize public cooperation in support of the mission of the King County Sheriff's Office. The Sheriff's Office maintains a quartermaster system to ensure conformity, quality, a professional image and cost effectiveness.

7.04.010

RESPONSIBILITY: 07/04

The Technical Services Division Commander is responsible for the maintenance and operation of the quartermaster system.

1. Department members shall properly use and maintain uniform clothing and equipment.
2. Supervisors shall:
 - a. Properly survey uniform clothing and leather equipment of subordinates.
 - b. Approve repairs and property replacement of items that do not meet department standards.
 - Repairs to clothing and equipment should be made if the costs are less than the petty cash allotment.
 - No Uniform items are replaced without the surveyed item attached to the quartermaster request.
 - c. All King County equipment must be returned to the PMU.
3. Property Management Unit (PMU) shall follow guidelines approved by the Technical Services Division Commander when issuing and reissuing uniforms and equipment.

7.04.015

SEPARATION: 02/10

1. Upon separation, department members, who were issued uniform clothing and leather/nylon gear and other equipment, shall personally return it to the appropriate unit.
2. Firearms, holsters, ammunition and ammunition carriers shall be returned to the Quartermaster.
 - Firearms shall be thoroughly cleaned prior to turn in.
3. All other clothing, leather/nylon gear and unused Citations/NOIs shall be returned to the PMU

7.04.020

REPLACEMENT PROCEDURES: 07/13

1. Department issued property in need of replacement, or listed as additional equipment that a member is entitled to, shall be submitted to the individual member's supervisor for inspection with a completed Quartermaster Property Replacement Form (KCSO Form #A-154).
 - a. The Property Management Unit has supplies of common issued items. Every effort will be made to re-issue these items before a voucher for replacement is issued.
 - The PMU shall only re-issue clean serviceable items.
 - b. A Form A-154 must be completed and include sizes.
 - Department members not knowing their sizes should go to the department uniform vender for sizing.
 - Any form A-154 that does not include sizes will be returned to the deputy for completion.
 - c. The A-154 form must contain information on rank, service stars or hash marks and type of name tag that needs to be sewn on.
2. Supervisors shall:
 - a. Inspect item(s) and approve or disapprove each item being surveyed, using the Quartermaster Property Replacement Form.
 - b. Forward the form to the PMU.
 - c. Ensure that all uniforms being disposed of are sent to PMU.

7.04.025

DAMAGED OR LOST PROPERTY: 07/99

1. Department members shall complete a report when issued property is damaged or lost.
 - a. When equipment is damaged or destroyed by the criminal act of another person, the member concerned shall submit an itemized bill to the Prosecuting Attorney.
 - b. Forward an Officer's Report (KCSO Form #C-102) to the Technical Services Commander via chain of command.
2. Officer's Reports documenting lost or damaged issued property will be sent to the PMU. The quartermaster request form A-154 must accompany the Officer's Report, along with the damaged item.
 - The PMU sergeant may authorize a deputy to temporarily keep an item until the replacement is issued.
3. Items that cannot be decontaminated should be placed in a red bio-hazard bag or receptacle and a completed form A-154 submitted for replacement.
4. Items contaminated with body fluids, that can be reused, should be cleaned with a bleach solution of one (1) part bleach to ten (10) parts water.
5. Personally owned clothing and equipment that are damaged in the line of duty shall be repaired or replaced within Collective Bargaining Agreement guidelines.

7.04.030

REPLACEMENT SCHEDULE: 04/19

Deputies may submit a voucher request for the replacement of uniforms. Supervisors will consider need, wear, and will use the following schedule as a guideline prior to approval.

1. Class A uniform shirts/trousers 4-6 years
2. Class B jumpsuit 6-8 years
3. Class C shirts/pants 2-4 years
4. Coats/Jackets 6-8 years
5. Boots 6-8 years
 - Boots may be re-soled annually for up to \$35.
6. Soft Body Armor If nearing end of, or out of warranty

7.04.035

PROPERTY DESTRUCTION PROCEDURES: 07/99

1. Discarded property shall be rendered unidentifiable as a part of the department uniform.
2. Department property that might be reusable shall be immediately forwarded to the PMU in a clean and reusable condition.

7.04.040

APPROVAL PROCESS FOR CHANGES TO THE QUARTERMASTER SYSTEM: 12/09

Department members desiring to make additions or changes to the Department's Quartermaster System shall obtain approval from the Uniform and Equipment Board.

7.04.045

UNIFORM AND EQUIPMENT BOARD: 04/18

The Department Uniform and Equipment Board (UEB) reviews and makes recommendations to the Sheriff regarding all uniform clothing, specialized clothing, footwear, headwear and personal equipment to be used by department personnel. The items reviewed by the UEB will include both department owned and personally owned equipment authorized for on-duty use.

1. The UEB shall include the following members:
 - a. Commander of Patrol Operations Division (Chairperson).
 - b. PMU Sergeant.
 - c. Department Quartermaster.
 - d. Technical Services Division, Administrative Services Captain.
 - e. Rotating Patrol Sergeant (assigned yearly).
 - f. Rotating Patrol Deputy (assigned yearly).
 - g. Rotating CID or POD Detective (assigned yearly)
2. The Uniform and Equipment Board shall meet three (3) times a year.
3. The meetings dates shall be set by the chairperson.
4. Meetings should be scheduled in January, May and September.
5. Emergency meetings of the UEB may be called at the discretion of the chairperson.

- a. Four (4) members of the UEB (including chair) shall constitute a quorum.
 - b. The chairperson shall only vote in the event of a tie among regular voting members of the board.
6. Meetings of the UEB may be cancelled, by the chairperson when there are no proposed changes for consideration.
 7. Recommendations of the board will be forwarded to the Undersheriff by the chair for final review.

PROPOSALS FOR UEB CONSIDERATION:

1. It shall be the responsibility of the department member proposing a change, or addition to the UEB to include all relevant information in the proposal.
2. In addition to justifying the change, the following information should be included in the proposal:
 - a. Units affected.
 - b. Cost of the item(s) and number needed.
 - c. Availability and vendor (if other than current uniform supplier).
 - d. Alternatives (if available).
3. Proposals for the UEB shall be submitted via the proposing member's chain of command.
4. Incomplete proposals may be returned by the board for clarification or correction and be re-submitted at the next meeting.

7.05.000 FIREARMS AND AMMUNITION

7.05.005

POLICY STATEMENT: 02/16

It is the policy of the Sheriff's Office to have procedures for the issuance and use of firearms, ammunition, and related accessories. Members who are required to carry firearms shall comply with the following guidelines.

7.05.010

TRAINING: 04/10

Prior to being authorized to carry any firearm, members shall be issued a copy of and be trained on the Sheriff's Office Use of Force policies.

7.05.015

RANGEMASTER RESPONSIBILITIES: 05/09

The Rangemaster is a sergeant appointed by the Chief of the Criminal Investigations Division and supervises the Range Unit. The Rangemaster should be a Firearms Instructor. The Rangemaster shall:

1. Be responsible, along with the Chief Firearms Instructor, for the selection, training, and utilization of all Firearms Instructors.
2. Oversee all firearms-related activities and the implementation of firearms training for all members who are required to carry firearms (evaluate training curriculum, etc.).
3. Evaluate firearms, ammunition and related equipment in conjunction with the Department's Firearms and Ammunition Board.

7.05.020

DEPARTMENT ARMORER RESPONSIBILITIES: 02/16

The Department Armorer shall:

1. Be responsible to the Rangemaster.
2. Ensure the inventory, inspection, and repair of all department issued firearms.
3. Oversee ammunition issue.
4. Track information related to all firearms used by members required to carry firearms to include:
 - a. Make, model, caliber.
 - b. Serial number.
 - c. Ownership of firearm.
 - d. Last inspection date and results.
 - e. Intended use of firearm (i.e., primary or secondary).
5. Inspect all handguns, rifles and shotguns prior to issuance to members.
 - This includes personally owned firearms to be carried on-duty.
6. Facilitate the replacement of malfunctioning firearms or for members involved in shooting incidents.

7.05.025

CHIEF FIREARMS INSTRUCTOR RESPONSIBILITIES: 05/09

The Chief Firearms Instructor is:

1. Responsible to the Rangemaster.
2. Responsible for the selection, training, and utilization of all Firearms Instructors.
3. Responsible for the research and development of all qualification courses for the department.
4. Assists the Department Armorer where needed.

7.05.030

MEMBER RESPONSIBILITIES: 02/16

Members who are required to carry firearms shall:

1. Ensure their primary firearm, secondary backup firearm, shotgun, and rifle are properly cleaned and maintained.
2. Report all firearm deficiencies to the Department Armorer as soon as possible.
3. Not knowingly carry mechanically unsafe, deficient, or unauthorized firearm when working in a law enforcement capacity.
4. Informing the range staff when they are going to use a new personal or city owned firearm.
5. Not use their firearm as a hitting tool.
6. Attend mandatory firearms assessments and/or training days.
7. Be familiar with and use safe firearm handling techniques at all times, utilizing the four (4) universal firearms safety rules:
 - a. Treat all guns as always loaded.
 - b. Never point a weapon at anything you are not willing to shoot or destroy.
 - c. Keep your finger off the trigger until your sights are on target and you are ready to fire.
 - d. Be sure of your target and what is behind and beyond it.
8. Ensure duty weapons are secure at all times.
9. Render any department owned firearm inoperable or inaccessible to unauthorized users when off-duty.

7.05.035

REQUIREMENTS TO CARRY HANDGUNS: 12/14

1. Commissioned members are required to carry firearms when working in a law enforcement capacity and shall be armed with their authorized primary handgun unless the nature of the assignment dictates otherwise.
2. A secondary concealed handgun may be carried if the member has received approval to carry the firearm. (See section 7.05.075 Secondary Handguns.)
3. Fully commissioned deputies may choose whether or not to be armed while off duty.
4. When off duty and armed with a Department owned firearm, fully commissioned deputies must carry their Sheriff's Office identification.

7.05.040

CARRYING FIREARMS IN ASSIGNED VEHICLES: 05/09

1. Deputies driving department vehicles may carry a department issued or individually owned approved shotgun and/or rifle (following completion of a department approved course, qualification and signed A-137).

2. Shotguns and rifles will be carried safely and secured with an empty chamber and the weapon on "safe".
 - a. Shotguns in normal carry mode will be loaded with department issued 00 buck in the magazine tube, empty chamber, action closed and safety on.
 - b. Patrol rifles in normal carry mode will have an empty chamber, the magazine inserted, bolt forward, safety on and dust cover closed.
3. Nothing in this section will prohibit members from carrying and using department issued rifled shotgun slugs as the situation warrants.
4. Deputies shall not carry unauthorized firearms in their police vehicle, unless transporting as evidence.

7.05.045

CARRYING AND DEPLOYMENT OF SEMI-AUTOMATIC RIFLES: 02/16

1. Only commissioned personnel authorized to carry semi-automatic (patrol) rifles on-duty will be allowed to carry such rifles in their assigned vehicles.
2. All patrol rifles will either be carried in a hard, locked case in a vehicle trunk, or in the case of a marked car or SUV, in an approved rack mounted in the passenger compartment.
3. Patrol rifles shall not:
 - a. Be carried in the rear area of an SUV.
 - b. Be carried in any department vehicle without being secured.
4. The patrol rifle should not be considered a primary weapon for the routine daily patrol duties.
5. Discretion should be used in the deployment of patrol rifles. Without compromising deputy or citizen safety, consideration must be given to the potential adverse public reaction associated with the sight of a patrol rifle.
6. Supervisors shall monitor the deployment of patrol rifles to the extent possible. Deployment must be consistent with training provided at Rifle Familiarization School.
 - After deployment, patrol rifles will be returned to secure storage in the vehicle as soon as practical.
7. The following guidelines are not intended to restrict the use of the patrol rifle, but to provide general direction for its use. Each situation will dictate the level of response.
 - a. Examples of appropriate deployment situations may include:
 - Perimeter Containment: Dictated by environment and threat.
 - Nature of Call: Dictated by need for greater firepower or when increased accuracy may be necessary (i.e. armed subject)
 - Precision Shot: Anytime that a precision shot may be necessary, suitable or practical.
 - Body Armor: When suspects are believed to be wearing body armor.
 - In-Progress Violence Events.
 - b. Examples of inappropriate deployment may include:
 - Disabling vehicles: Should not be used in an attempt to disable vehicles.
 - Routine vehicle stops: Not recommended on vehicle stops.
 - Building searches: Should not be used to search buildings, houses, apartments etc. unless there is an in-progress violence event.
 - Large gatherings: Should not be used at large gatherings for intimidation purposes.
 - Routine alarm calls: Should not be used on routine alarms calls.

- Vehicle assaults and searches by patrol: Should not be used to search vehicles, busses, trains, light rail etc unless an in-progress violence event is involved.
 - These types of vehicles offer more challenges than buildings due to their narrow aisles and confined areas especially when there are citizen riders present.
- Contact & Cover of Suspects: If possible the deputy with the patrol rifle should not go "hands on".
- Animal Euthanasia: The patrol rifle should not be used for animal euthanasia.
 - When a higher powered weapon such as a rifle or shotgun is needed to euthanize an animal, permission to do shall be obtained from the supervisor prior to the euthanasia.

7.05.050

CARRYING FIREARMS ON AIRLINES: 02/21

1. Members carrying firearms on commercial airlines while on duty shall be approved by a Division Commander.
2. Only commissioned deputies who have completed the required FAA "Law Enforcement Officer's Flying Armed" class will be authorized to carry firearms on commercial airlines.
3. Deputies shall present their department identification card, badge, driver's license, an "Original" Firearms Authorization letter, NLETS document and airline tickets to the appropriate airline officials at least one (1) hour prior to flight departure and carry these items at all times while flying armed.
4. Deputies will only carry their authorized primary handgun while flying armed.
 - Secondary handguns, OC spray and CEWs shall not be carried onto the aircraft.
5. Deputies will keep their weapons out of view and on their person.
6. Deputies shall not consume any alcoholic beverages while flying armed.
7. Deputies shall not board an aircraft armed if they have consumed an alcoholic beverages within the previous eight (8) hours.

7.05.055

MODIFYING FIREARMS PROHIBITED: 02/16

1. Department owned firearms shall not be modified unless approved by the Department Firearms and Ammunition Board and the Undersheriff.
2. All modifications, including pistol sights will be performed by the Department Armorer.
3. Exceptions:
 - a. Magazine extensions.
 - b. Slings (shotguns and/or rifles).
 - c. Magwells.
 - d. Lights GOM 6.07.070 (7).
 - e. Side saddle.
 - f. Other equipment authorized for specialty units.

7.05.060

UNLOADING FIREARMS: 02/16

Firearms shall not be unloaded at any department work site unless done so in a safe manner using clearing barrel or safe backstop capable of retaining a bullet fired from the firearm.

7.05.065

RESTRICTIONS WHEN CLEANING FIREARMS: 02/16

When cleaning firearms the following restrictions apply, members shall:

1. Follow the four firearms safety rules.
 - a. Treat all guns as if they are loaded.
 - b. Never point a weapon you are not willing to shoot or destroy.
 - c. Keep you finger off the trigger until your sights are on target and you are ready to shoot.
 - d. Be sure of your target and what is beyond it.
2. Clean and lubricate weapons in accordance with manufacture or equivalent specifications.
3. Do not use any chemicals or cleaning instruments that may damage department firearms.
4. Do not apply any lubricants to ammunition.
5. Do not disassemble firearms beyond a "field strip" unless in an official capacity as a department armorer.

7.05.070

APPROVED FIREARMS GUIDELINES: 09/20

1. Sheriff's Office members who are required to carry firearms and opt to carry a department issued handgun will be issued a Glock Model 17 or 19.
 - Members may continue to carry previously issued Glock Models 22 and 23.
2. Those opting to purchase their own primary duty firearm at their own expense, whether for uniform or plain clothes duty, will comply with the following regarding make, model and caliber.
 - a. All purchased handguns to be carried in uniform will have a minimum barrel length of 3.8 inches, be a "type approved" handgun and be 9mm, .40 cal, or .45 caliber semiautomatics.
 - b. All handguns carried in plain clothes assignments will have a minimum barrel length of 3 inches, a magazine capacity of no less than six (6) rounds and be a 9mm, 40 cal, or .45 caliber semiautomatic.
3. All personally owned firearms will be inspected by the Department Armorer prior to duty use.
4. Handguns that were approved for members prior to September 2015 are grandfathered under this section.
5. Before carrying an individually purchased firearm, members who are required to carry firearms will complete KCSO form A-137 Request for Authorization to Carry/Use a Type-Approved Firearm and pass the department qualification course with that firearm.
 - All personally owned firearms with no history of qualification for two (2) or more years will be dropped from the database and will require the member to repeat the above approval process for reauthorization to carry that firearm.

6. The following is a list of authorized "type-approved" primary firearms. Models must be striker fired or double-single action and comply with criteria listed in 2 (a) and 2 (b) above.
- | | |
|-------------------------|-----------------------------|
| ■ Sig Sauer | ■ Smith & Wesson M&P Series |
| ■ Springfield XD Series | ■ CZ |
| ■ H&K | ■ Glock |
7. All handguns authorized for primary duty carry will be carried in holsters adhering to restrictions delineated in section 7.03.010.
8. Except for TAC-30, only one KCSO handgun will be issued to any member.
9. Firearms may be assigned to specialty units for use by members of that unit.
10. No firearm, whether personal or department, may be assigned to more than one individual at any one time.
11. Members wishing to employ a weapon mounted light system on their primary handgun must comply with the following:
- Members must qualify with the system installed prior to carrying the firearm on duty.
 - For private purchase handguns with lights, members must supply a holster as defined in GOM 7.03.010 at their expense that is designed for the weapon mounted light.
 - The weapon mounted light is not intended for searching, communication, or navigation, but suspect control and threat identification.
 - The weapon light shall not be a substitute for a hand held flashlight.
 - Members are prohibited from carrying a weapon light system on any Generation 3 or prior Glock model in .40 caliber.
12. Members wishing to employ a mounted optical sight on their primary handgun must comply with the following:
- Authorized Pistol Optics.
 - Trijicon RMR Type 2
 - Leupold Delta Point Pro
 - Complete the department's pistol optics familiarization course and pass the department qualification with both optic and sights prior to carrying the firearm on duty.
 - Optics must be LED and manually adjustable.
 - Trijicon RMR optics must be used with the Trijicon RM63 sealing plate or equivalent.
 - Optics must be mounted to manufacturer specifications.
 - Optics must be mounted to a pistol slide designated and intended by the manufacturer to be used with that optic (custom cuts are acceptable).
 - The pistol must be equipped with front and rear sights visible through the optic lens.
 - The pistol, pistol optic, sights and holster will be obtained at the member's expense.
 - Holsters must adhere to GOM 7.03.010
 - Submit a Request for Authorization to Carry/Use a Type-Approved Firearm (KCSO Form #A-137) to the Range Unit showing the pistol and optic has been inspected by the department armorer.
 - Inspect the pistol optic daily to ensure function.
 - Replace the optic battery as recommended by the manufacturer or once per year, whichever is less.

13. Shotguns must be 12-gauge with a minimum barrel length of eighteen (18) inches, have a non-reflective finish, and either a full (non-folding) or telescoping/collapsible stock. Only those who complete the department shotgun school are authorized to carry either a department or personal shotgun. The following models are authorized:

- Benelli: Models Super 90 & M4
- Remington: Models 870, 887, 1187
- Mossberg 930SPX semi-auto
- Mossberg 500 & 590 Series

14. The following is a list of authorized rifles and options.

- a. AR-15 rifle platforms.

- | | |
|--------------------------|--------------------|
| ■ Colt | ■ Bushmaster |
| ■ Lewis Machine and Tool | ■ DPMS |
| ■ JP Enterprises | ■ Stag Arms |
| ■ LWRC (gas piston) | ■ Rainier Arms |
| ■ Smith & Wesson M&P | ■ Rock River Arms |
| ■ Daniel Defense | ■ Knights Armament |
| ■ Noveske | ■ POF |
| ■ Sig Sauer M400 | ■ FN |
| ■ Larue | ■ BCM |

- b. Rifles must meet the following specifications.

- .223 Caliber.
- No competition, adjustable or non-OEM two stage triggers.
- Minimum barrel length of 16 inches with muzzle device attached.
- Either collapsible or full stock.
- Standard or tactical sling.
- Standard 20-30 round box style magazines.
- Back up iron sights either fixed or folding.

- c. Authorized Options.

- Bipod.
- Modified Stock- may include competition style cheek pads or stock extensions.
- Tactical lights.
- Redi-Mag or similar device to hold a second magazine.
- Optics.

- d. Authorized Optics.

- Eo-Tech.
- Aimpoint.
- Trijicon (1.5 maximum magnification).
- Leopold LCO.

- e. Authorized Magnifiers.

- Aimpoint.
- EoTech.
- Vortex.

- f. The magnifier must have a pivot or swing away mount. No magnifiers will be permanently mounted behind the optic.
 - g. All optics must be mounted in such a way that if they fail the shooter can revert to iron sights without removing the optic.
 - h. If a rifle has an optic, the shooter must pass the re-certification course once using the optic and once using the iron sights.
15. Only those members who have successfully completed the three (3) day department AR-15 Rifle Familiarization Course are authorized to carry the AR-15 Rifle. Those members must qualify twice a year as required for all firearms carried on duty. Deputies found to be carrying or using a rifle in violation of this section will be subject to disciplinary action.
16. An AR-15 Rifle may be taken out of service by any Firearms Instructor who feels that the weapon is not functionally sound.
- The weapon will not be returned to service until it has been inspected by the Department Armorer.

7.05.075

SECONDARY HANDGUNS: 09/16

1. Members who are required to carry firearms may carry a secondary handgun while on-duty. Before carrying a secondary handgun members must complete a Request to Carry/Use Type-Approved Firearm (KCSO Form A-137) signed by a Firearms Instructor attesting that the member passed the backup handgun qualification. The form must then be returned to the Range.
- a. Authorized members may carry only one (1) secondary handgun while on duty.
 - Authorized members can only apply for three (3) secondary handguns to carry while on duty.
 - b. The secondary handgun must be completely concealed and secured in a holster designed by the manufacturer to retain that handgun and must cover the trigger and trigger guard.
2. Authorized secondary handgun manufactures.
- | | |
|-------------|--------------------|
| ■ Beretta | ■ Colt |
| ■ Glock | ■ Heckler & Koch |
| ■ Kahr | ■ Ruger |
| ■ Sig Sauer | ■ Smith and Wesson |
| ■ Taurus | ■ Walther |
| ■ Kel-Tech | ■ Springfield |
| ■ CZ | |
3. Authorized secondary handgun specifications:
- a. Minimum caliber.380.
 - b. Maximum caliber.45.
 - c. Barrel length no more than four (4) inches.
 - d. No less than five (5) round capacity.
4. All secondary handguns shall be inspected by the Department Armorer prior to being carried on duty.
5. Authorized members will show proficiency, as determined by the Range Unit, prior to carrying the secondary weapon.

7.05.080

REPLACEMENT FIREARMS: 09/20

This policy will outline the steps necessary to replace a deputy involved shooting or malfunctioning firearms. Worksite lock boxes can be utilized for OIS, malfunctioning handgun, or holster replacement.

1. Commissioned personnel authorized to carry the firearm shall immediately notify their supervisors of the malfunctioning or deputy involved shooting firearm. During normal Range hours, deputies should attempt to contact Range staff for replacement or repair of malfunctioning firearms.
2. When a supervisor issues a temporary replacement handgun, they will ensure the Range Master or Department Armorer is notified via email. Each worksite with replacement handgun lock boxes will coordinate with the Department Armorer to ensure storage sites are stocked with handguns, holsters and ammo as described in this policy.
3. Rifle replacement and maintenance will be handled during normal business hours by the Department Armorer.
4. Supervisors replacing a malfunctioning or deputy involved shooting handgun will obtain the key to the room where the lock box is located in their assigned work area and complete an Equipment Issue/Return (KCSO Form E-128).
 - a. The work area lock box contains:
 - Two (2) Glock 17, 9 mm pistols.
 - Four (4) belt paddle holsters (two right handed and two left handed).
 - Six (6) magazines - Three (3) magazines for each pistol.
 - Two (2) boxes of 9 mm ammunition.
 - b. Complete the Equipment Issue/Return Record (E-128) with the deputy's information for both malfunctioning and deputy involved shooting handguns. Record the handgun issued on the top of the form and if there is a handgun to be returned to the Range, record it (broken or malfunctioning) on the bottom of the form.
 - The issuing supervisor will sign the "issued by" section at the bottom of the form.
 - The deputy receiving the equipment/firearm will sign in the "Final receipt by" signature block.
 - c. Give the pink copy of the form to the deputy receiving the equipment and send the white copy to the Department Armorer.
 - d. A malfunctioning handgun will be clearly tagged and marked as B/O and placed in the lock box after issuing the replacement firearm.
 - e. The issuing supervisor will notify the Range Master and Department Armorer via email. This will maintain consistency so the Department Armorer may retrieve it as soon as practical
 - f. The issuing supervisor shall ensure the lock box is secure and return all keys to their original location.
5. In the event multiple deputies are involved in a shooting, and the number of replacement handguns is not adequate to outfit the deputies, the Range Master or Department Armorer will be called out and will be responsible for replacing all the firearms at the scene.
6. Firearms used in an OIS will be handled as described in GOM 6.01.035
7. A monthly inventory shall be conducted on the lock boxes at assigned locations.
 - a. A captain or above will conduct the inventory.
 - b. An inventory report will be sent to the Inspectional Services Unit by the 5th of the month.

8. When a personally owned firearm is taken into evidence as the result of an OIS, Budget and Accounting will arrange to reimburse the deputy for an "in kind" firearm of the same make, model and accessories.
 - a. A memo requesting reimbursement along with receipts or quotes will be forwarded to Budget and Accounting via the chain of command.
 - b. If the exact make and model of the firearm or accessory is no longer manufactured, the Department Armorer will determine a comparable replacement.
 - c. Upon reimbursement, the deputy will terminate any ownership claims of the firearm in evidence and the firearm becomes the property of KCSO.

7.05.085

REQUEST TO CARRY OR REVIEW FIREARM/AMMUNITION PROCEDURES: 09/20

1. Request to carry a personally owned "Type Approved" firearm:
 - a. Members wishing to carry a personal "type approved" firearm will complete the Request for Authorization to Carry/use a Type-Approved Firearm (KCSO Form A-137).
 - b. The firearm must be on the "type approved list".
 - c. The requestor will sign the document after demonstrating proficiency and qualifying with the firearm at an approved range with a Certified KCSO Firearms Instructor. Firearms instructors will verify the holster is authorized per GOM 7.03.010 or GOM 7.05.075.
 - d. The firearms instructor will sign the A-137 and forward the form to the Rangemaster.
2. The above procedures must occur prior to carrying any personally owned firearm in an official capacity.
3. Request for review of new equipment or ammunition:
 - a. Members wishing to submit a new firearm, item, or ammunition for testing and approval must complete an Officer's Report (KCSO Form C-102).
 - b. The firearm, item, modification or ammunition must be specified with detailed supporting data or justification provided.
 - c. The request must be submitted to the Department Range Master via the chain of command.

7.05.090

RETIRED DEPUTY/RETIRED FIREARMS PROGRAM: 01/19

1. Commissioned members who retire for service or physical disabilities and qualify for a CPL waiver are eligible for the Retired Deputy/Retired Firearms Program and may purchase their assigned primary firearm.
 - Only issued primary handguns are eligible for this program.
2. The Retired Deputy/Retired Firearms Program will not be eligible to the retiree until all of their assigned County equipment and duty firearm have been turned into PMU.
3. Eligible retirees who desire to participate in the Retired Deputy/Retired Firearms Program shall indicate so on the KCSO Separation Notice (KCSO Form # P-126) and complete the Retired Deputy/Retired Firearms Program Form (KCSO Form # P-131) and submit both forms to the Human Resource Unit.
4. Once the Human Resource Unit has verified the eligibility of the retiree and PMU has received the proper notification, the retiree will be eligible to participate in the Retired Deputy/Retired Firearms Program for his/her duty firearm and the Human Resource Unit shall send a copy of the separation notice along with the Retired Deputy/Retired Firearms Program Form to the PMU/Quartermaster for processing.

5. PMU/Quartermaster will review the form, flag the firearm for retirement, and determine the projected date of shipment for the flagged weapon to the vendor pending final approval from Human Resources.
6. Once the firearm has been sent the PMU/Quartermaster shall notify the retiree and provide them with the vendor contact information.
7. Once notified by PMU/Quartermaster the retiree:
 - a. Has thirty (30) days from the vendor's receipt of the firearm for the process to be completed.
 - If the thirty (30) days has past the vendor is free to do what they wish with the retired firearm.
 - b. Is responsible for following up with and maintaining contact with the vendor.
 - The retiree will not contact PMU to determine the status of the retired firearm.
 - c. Has the responsibility for all costs associated with the purchase of the retired duty firearm to include the sale price, applicable taxes, fees and shipping costs.
 - d. Is responsible for coordinating the transfer of the retired duty firearm to include completing all associated ATF forms and the arrangement of shipping to an authorized FFL dealer if necessary.
8. Marshals shall be afforded an opportunity to purchase their assigned primary firearm upon retirement from KCSO, as a marshal, without meeting the requirement that they "retire for service" if they meet the following qualifications:
 - a. Previously retired for service from a fully commissioned position in KCSO and did not purchase their primary duty firearm at that time, or
 - b. Retire from their marshal position after vesting in a retirement system while working as a marshal.
 - c. No member may purchase more than one firearm from King County under this program.

7.05.095

FIREARMS AND AMMUNITION BOARD: 02/16

1. The Department Firearms and Ammunition Board reviews, tests and makes recommendations to the Sheriff regarding firearms, ammunition and related accessories.
2. The Board is comprised of the following members:
 - a. The CID Advanced Training Section Captain (Chairperson).
 - b. The Department Rangemaster.
 - c. The Property Management Unit Supervisor or representative.
 - d. The Training Unit Supervisor or representative.
 - e. A Deputy appointed by the Commander of Patrol Operations.
 - f. A Detective appointed by the Commander of the Criminal Investigation Division.
 - g. The Department's Chief Firearms Instructor.
 - h. The Department Armorer.

7.05.100

FIREARMS AND AMMUNITION BOARD MEETINGS: 01/11

The Firearms and Ammunition Board:

1. Meets as determined by the Chairperson, Division Commander or Undersheriff.
2. Reviews and test firearms, ammunition and related accessories submitted by members.

3. Meets as needed to review any equipment issues regarding any officer involved shooting reports.
 - a. This review includes the performance of firearms, ammunition and related accessories.
 - b. The Board may also make equipment, procedural and/or training recommendations to the Undersheriff.

7.05.105

FIREARMS AND AMMUNITION TESTING: 02/16

Testing of firearms, ammunition and related accessories is at the Board's discretion.

7.05.110

FIREARMS AND AMMUNITION BOARD RECOMMENDATIONS: 02/16

1. Upon completion of either the review or testing, the Board will vote on the item(s) under consideration.
2. The Board's recommendation(s) will be made in writing to the Undersheriff.
 - a. The Undersheriff will have the final authority to approve or reject any item and will notify the Board in writing.
 - b. The Board will explain in writing, the disposition to the requestor within thirty (30) days of the final decision.

7.05.115

AMMUNITION GUIDELINES: 03/13

1. On-duty members will carry only:
 - a. Department issued ammunition for handguns, shotguns, and rifles.
 - b. Specific ammunition will be recommended by the Firearms and Ammunition Board and approved by the Undersheriff.
2. Members who opt to carry their issued department handgun off duty will use only department issued ammunition.
3. Extra ammunition required:
 - a. Uniformed members will carry at least two (2) department issued or equivalent speed loaders or magazines.
 - b. On-duty plainclothes commissioned members shall carry at least one (1) extra speed loader or magazine unless the nature of the assignment dictates otherwise.

7.05.120

AMMUNITION ACCOUNTABILITY: 02/16

1. The ammunition purchased by KCSO will be shipped to the Ravensdale Range.
2. Members receiving the shipment will use the Ravensdale Range Ammunition Form (KCSO A-180) to record the shipment.
3. The ammunition will be counted by two members and logged on the A-180 Form.
 - a. Ammunition will be counted by the box.
 - b. The lowest unit of measurement allowed will be the full box.

4. The original slip will be signed by two (2) members, scanned and sent to Budget and Accounting via the chain of command. The original slip will be filed at the Ravensdale range along with the A-180 Form.
 - Discrepancies between the purchase order, packing (shipping) slip and actual quantities (cases) received will be noted on the packing slip.
5. This amount will be added to the remaining ammunition stocks already indicated on the Master Ammunition Inventory Quarterly Audit Worksheet (KCSO A-184) to reflect the total amount of all the ammunition in stock. It will also be noted in the online database.
6. A Captain at each worksite will designate supervisors who will be authorized for both issuing out ammunition at their worksite and requesting additional ammunition from the ammunition storage site at Ravensdale.
7. Worksites will request CBA ammunition directly from the Ravensdale range.
 - a. Release of ammunition will be noted on the A-180 Form.
 - b. Quantities will be distributed by the box.
8. A locked storage area at the remote worksites will be identified and controlled by supervisors who are authorized to receive and issue ammunition.
9. Authorized supervisors at the remote worksites who receive or distribute ammunition will ensure that the new amount is reflected on their current Remote Worksite Ammunition Inventory Form (KCSO A-181).
 - The process of how ammunition shall be received, issued and reconciled shall also be posted at each ammunition storage location.
10. Issued ammunition will be in the caliber of the deputy's primary firearm.
11. The Captain responsible for the ammunition storage site will inventory the stored ammunition on a quarterly basis.
 - These inventories are due January 7, April 7, July 7, and October 7,
12. The Captain completing the inventory will ensure each worksite reconciles ammunition counts.
 - a. Reconciliation will include the quantity of each caliber currently stored at the worksites.
 - b. Should a discrepancy be identified, a memorandum that outlines both the reason for the discrepancy, and the steps taken to correct future discrepancies will be attached to the report.
 - c. Each worksite will forward the report of their findings to the Captain overseeing the Ravensdale Range.
13. The Captain overseeing the Ravensdale Range will do a final Master Inventory Memo that combines the information from all remote worksites.
 - a. This information will be transferred to the Master Ammunition Quarterly Inventory Audit Worksheet (KCSO A-184).
 - b. This Master Inventory Memo should be an executive summary of the worksite inventories.
 - c. The memo will be sent to the Division Commander.
 - Any further action will be determined by the Division Commander based on the facts presented.
 - d. The Master Inventory Memo, along with the worksite inventory reports will be retained for a period of six (6) years.

7.05.125

PRACTICE AMMUNITION: 02/16

Members who are required to carry firearms shall, upon request, be furnished practice ammunition for Department approved handguns, shot guns and rifles as determined by the current Collective Bargaining Agreements.

1. Authorized members will draw ammunition from their work site.
2. Handgun ammunition will be in the caliber of the member's primary handgun.
3. Authorized members will be allowed to draw up to two hundred (200) rounds of handgun ammunition at a time, provided that ammunition drawn by the member will be used by the member.
4. Upon request, authorized members will be allowed on-duty firearm practice time, determined by the current Collective Bargaining Agreement, and scheduled by their supervisor.
5. When a member is transferred, their Collective Bargaining Agreement Employee Tracking Log (KCSO A- 183) will also be transferred.
 - The person(s) in charge of issuing ammunition shall ensure that the Ammunition Issue Record is transferred.
6. Reserve deputies may draw fifty (50) rounds of ammunition for their primary handgun during the month(s) that the deputy has performed the minimum required hours of service.
7. The Range Unit will ensure that each worksite has enough ammunition to issue.
8. Precinct Commanders will be responsible for:
 - a. Transporting and keeping ammunition available.
 - b. Maintaining Ammunition Issue Records.
 - c. Ensuring there are no issue limit abuses.
 - d. Monitoring procedures.
9. Unit Supervisors will ensure that authorized members under their command have the opportunity to use either department or other established range(s) for practice, on duty time under the following conditions:
 - a. One (1), two-hour period will be allotted every two (2) months.
 - b. Scheduled by their supervisor.
 - c. Overtime will not be authorized.
10. Authorized members shall:
 - a. Fire practice ammunition only in department issued or authorized firearms.
 - b. Fire practice ammunition at established public and private ranges.

7.05.130

RETURNING PERSONAL FIREARMS/OFFICER INVOLVED SHOOTING: 06/08

When a member is involved in a shooting in which their personally owned firearm was used the following factors must be met prior to returning the weapon to the member:

1. The firearm used must be type approved with written authorization to carry it on-duty.
2. There are no unapproved modifications or attachments on the firearm.
3. The firearm must have been thoroughly inspected and documented to include:
 - a. Condition.
 - b. Function.
 - c. Trigger pull.
 - d. Ballistics.

- e. There is no trace or forensic evidence on the weapon. This may include:
 - Proximity of the weapon to the subject struck may preclude release (i.e., the firearm was close enough to have been spattered with blood from the person shot, or the firearm was used to physically strike someone).
4. All legal procedures must be completed prior to returning the firearm to the member. These procedures may include, but are not limited to:
 - a. The criminal investigation, the prosecutor review, and trial.
 - b. County executive review.
 - c. The inquest.
 - d. A civil rights review/hearing or wrongful death hearing/trial.
 - e. Any federal hearings and civil suits.
5. The return of the firearm was discussed with the investigator and the prosecutor's office and has been approved by the CID Commander and the department legal advisor.
6. In the event it has been determined that the firearm will not be returned for one or more of the above reasons the Sheriff's Office will reimburse the member the replacement value of the weapon retained. The following conditions will apply to the reimbursement:
 - a. The weapon must be type approved and the member must have authorization to carry it.
 - b. Any modifications or attachments must have been previously approved for duty use by the department.
 - c. In lieu of reimbursement, accessories may be returned if deemed appropriate following the procedures mentioned above.
7. Except for numbers 1, 2, 6(a) and 6(b), this section also includes off-duty firearms.

8.00.000 EVIDENCE AND PROPERTY, HANDLING OF

8.00.005

POLICY STATEMENT: 07/06

It is the policy of the Sheriff's Office to establish procedures for handling the various types of evidence and properties its members seize or acquire. With the consideration of future advancements in forensics and scientific possibilities the value and potential of items as testimonial or exculpatory evidence is too large to disregard, members shall retain evidence recovered during investigations until such time has elapsed that the evidence has no further value for prosecution or investigation. Included in this policy are guidelines to ensure the release of evidence, property, especially firearms, is properly done.

8.00.010

DEFINITIONS: 02/21

For the purposes of this policy:

"Custodial Property Summary" is the property report in Mark43, on which members document all evidence, SKO, Found Property, surrendered property and contraband for disposal that comes into their custody.

"Disposition Status" means the status of a property item in regard to its retention, i.e. ready for release to owner, retain, dispose of per department policy and RCW, etc.

"Evidence Room" means any room that receives and stores evidence and property at a Precinct, Section, or the Property Management Unit.

"Firearm" means a weapon or device from which a projectile may be fired by an explosive such as gunpowder.

8.00.015

EVIDENCE ROOMS: 03/06

No item of evidence or property shall enter or leave the confines of any Sheriff's Office Evidence Room without proper documentation.

8.00.020

SUBMITTING EVIDENCE OR PROPERTY: 06/10

Once a member has taken possession of evidence or property, the evidence or property shall be submitted to PMU or other authorized evidence storage area as soon as possible, but no later than the completion of the member's shift.

8.00.025

EVIDENCE RETENTION: 02/21

Evidence retention shall be governed by this policy in conjunction with RCW 9A.04.080.

1. Any evidence secured during the investigation of a felony crime may not be disposed of prior to the statute of limitations for the crime being investigated has elapsed or a conviction of the accused has been achieved.

2. Any evidence of sexual assault and violent crimes against persons shall not be released without notice to the legal advisor and specific authorization from the assigned DPA or the DPA assigned as the unit chair of the unit responsible for prosecuting the crime.
3. Any evidence involving death shall be retained indefinitely.
4. Any evidence in cases of missing persons shall be retained until the person is safely located.
 - If the person is not located or the investigation turns into a death investigation the evidence shall be retained indefinitely.
5. Evidence items that are exceptionally large or cumbersome such as vehicles, walls, or structures may be assessed on a case by case basis. For example, if the car was taken for evidence but the only evidence was blood on the interior, the interior may be removed and retained allowing the return or disposal of the remaining car.
6. Evidence items of high monetary value or essential need for the citizens may be assessed on a case by case basis for early return.
7. In circumstances other than those listed above, biological material that has been secured in connection with any criminal case may not be destroyed prior to the statute of limitations for the case being investigated.
8. The determination to release any evidence is the responsibility of the case investigator.
9. If an evidence item is to be retained beyond its normal retention period, the assigned deputy/detective shall note the reason when updating the disposition status.
10. Any exceptions to this policy must be approved by a captain or above and documented in the follow-up report.

8.00.030

FIREARMS: 02/21

Firearms come into the possession of the Sheriff's Office through a variety of means. It is the goal of the Sheriff's Office to return firearms to their original owners in a responsible manner consistent with federal and Washington State law.

1. Firearms to be turned in either by court order or voluntarily will be accepted at the RJC, all precincts, substations and PMU.
2. All firearms taken by Sheriff's Office members shall be listed in an incident report. A Custodial Property Summary shall be completed including a recommended disposition.
 - Firearms shall not be listed on the SKO Form (KCSO #A-142).
3. All legally releasable firearms, held by the Sheriff's Office, shall be released by the PMU, Gun Compliance Unit (GCU) detective.
4. When a deputy/detective determines that a firearm can be released to the true and legal owner, the deputy/detective shall update the firearms status on the Custodial Property Summary and submit for approval.
 - a. The GCU detective shall conduct the full background investigation including a federal/state check on the owner.
 - b. In mental health cases the incident shall be reviewed by the Sheriff's legal adviser to approve release or demand a court order of return.
 - c. When a court issues an order in a criminal case directing the person to surrender firearms to the Sheriff's office, the firearm may be released to the owner without a new order directing the Sheriff's office to return the firearms under the following circumstances:
 - The owner is otherwise eligible to possess a firearm; and,
 - The case was declined or dismissed, or the person was acquitted (except by reason of insanity), or

- The person was convicted of other charges that do not disqualify possession and there is not a current court order prohibiting possession.
- d. When a court issues a civil protection order or other civil order that prohibits a person from possessing a firearm, the firearm may be released to the owner without a new order directing the Sheriff's office to return the firearms under the following circumstances:
- The owner is otherwise eligible to possess a firearm; and
 - The protection order has expired by its terms or is dismissed and is no longer in effect;
 - The order was a temporary order that has expired and the court denied a motion for a permanent order; or
 - The order has been modified by the court and the person is no longer prohibited from possessing firearms.
- e. If the owner is eligible to possess but our office has knowledge the owner lives with a person who is ineligible to possess firearms (felon, disqualifying DV convictions, no-contact and protection orders), the firearm may not be released without a court order. Felons and others disqualified from possession are prohibited from actual or constructive possession.
- f. The GCU detective shall make arrangements for release of firearm.
- In certain circumstances, firearms may be released at other worksites instead at PMU.
4. All questions regarding procedures, ownership, release, etc., of firearms shall be directed to the GCU detective.

8.00.035

DRUGS, MONEY, AND OTHER PROPERTY: 02/21

1. Department members shall deliver all seized or acquired drugs, money, and other property to either a Precinct/Section Evidence Room or the PMU.
 - a. All property shall be itemized on a Custodial Property Summary and a report shall be made using an incident report.
 - b. The word "MISCELLANEOUS" shall not be used to describe property.
2. All property shall be packaged in accordance with GOM 8.02.000.
 - When evidence is no longer needed, the investigating deputy/detective shall update the Disposition Status in the Custodial Property Summary.
3. Department members shall not dispose of property in any other manner.
4. When a deputy/detective takes custody of cash totaling over \$10,000, a supervisor shall be notified. The supervisor will arrange a two person escort (at least one commissioned as an armed escort) to either the PMU or a department Street Crimes Unit where the cash will be secured in a limited access safe. In the event neither of these steps is possible the supervisor shall personally see that the cash is secured in a locker within a precinct evidence room and the PMU supervisor is notified.

8.00.040

PROPERTY, SAFE KEEPING ONLY (SKO): 02/21

When the jail facility refuses a suspect's property, deputies shall comply with the SKO procedures in GOM 8.05.000.

8.00.045

AMMUNITION: 02/21

1. Deputies should only accept ammunition from citizens when they wish to dispose of the item(s).
2. Deputies will accept the ammunition and document it as a FCR 354 Disposal-Explosive/Ammunition.
3. A Custodial Property Summary will be generated and given the status of "Voluntary Surrender".
4. Place the ammunition along with the Custodial Property Summary in the ammunition/fireworks locker to await pickup by the Bomb Disposal Unit.
5. If the amount of the surrendered ammunition is beyond what the deputy can manage, is so corroded, or contains reloading powders, as to be considered a hazard, the citizen will be directed to contact the Bomb Disposal Unit, during business hours, and arrange to have the items picked up at a scheduled date and time.
6. If bullets are taken as evidence in a crime they will be processed as any other evidence to secure their chain of custody.

8.00.050

FIREWORKS: 02/21

Deputies will respond to fireworks incidents involving a forfeiture of fireworks (owner does not want them) or there or when there is a misdemeanor violation or civil infraction where a citation is issued.

1. Deputies will accept only common commercially sold fireworks.
2. Deputies accepting forfeited fireworks by a citizen shall:
 - a. Document as a FCR 354 Disposal, Explosive/Ammunition on a Summary Report.
 - b. A Custodial Property Summary will be generated and given the status of "Voluntary Surrender".
 - c. Place the fireworks along with a copy of the Custodial Property Summary in the ammunition/fireworks locker to await pickup by the Bomb Disposal Unit.
 - d. The Bomb Disposal Unit will take custody and hold the fireworks for sixty (60) days after the date the authorization is approved and then dispose.
3. Deputies issuing a citation for an infraction or filing misdemeanor charges with seized fireworks shall:
 - a. Document as a FCR 355 Fireworks-Confiscated/Violation on a Summary Report.
 - b. A Custodial Property Summary will be generated indicating the fireworks are evidence.
 - c. Place the fireworks in the ammunition/fireworks locker to await pickup by the Bomb Disposal Unit.
 - d. The Bomb Disposal Unit will take custody and hold the fireworks until the case is adjudicated.
4. Due to the possible appeals and return of confiscated fireworks, no mass seizures of fireworks under a one master case number should be conducted.
5. If the amount of the seized fireworks is beyond what the deputy can manage the Bomb Disposal Unit will be notified to render assistance in transportation.
6. Deputies should consider any "Firework" that appears modified, or is unfamiliar, as an Illegal Explosive Device and immediately notify the Bomb Disposal Unit.
7. Deputies should not accept wet fireworks, or accept or place any firework in water.

8.00.055

GIFTS OR DONATIONS: 02/21

1. When citizens donate personal property that has value to the Sheriff's Office, deputies shall comply with the following procedures:
 - a. Complete a Summary Report using the title "Civil Problem - Donated Property" and the FCR Code "555".
 - The report shall state the reason for the donation.
 - The deputy shall ensure the property is not reported lost or stolen.
 - The deputy shall ensure the donor has legal authority to make the donation.
 - b. A Custodial Property Summary will be generated.
 - List the property in detail.
 - The property status shall be "Voluntary Surrender".
2. Deputies should not accept property that has no value to the Sheriff's Office.
 - Deputies should advise the property owners to donate the property to charities or to dispose of the property themselves.
3. When deputies are personally requested to accept articles, they shall respectfully decline per GOM 3.00.015 (2)(g) Gratuity.

8.00.060

OWNER NOTIFICATION: 08/10

Member shall attempt to locate and notify the owner(s) of any found property or property that has been recovered by the department.

8.01.000 GUIDE FOR COLLECTING EVIDENCE

8.01.005

INTRODUCTION: 10/15

The collection of evidence is an important part of a deputy's duties. Failure to properly collect and preserve evidence could seriously affect the identity of a suspect or outcome of a trial. The decision to collect evidence, or not collect particular items, lies within each deputy's discretion. However, each of the below questions shall be considered when collecting evidence.

1. Is the item(s) part of a crime or a series of crimes?
2. Is there a possible nexus to other crimes?
3. Can the preliminary crime lead to a more serious crime?

In addition, any evidence that is not collected will be described in detail in the incident report, as well as an explanation as to why it was not collected.

The guidelines set forth in this section are used by the Washington State Patrol Crime Lab (WSPCL) and the Property Management Unit (PMU). These guidelines are intended to assist in gathering, marking and the preservation of evidence. Deputies should keep in mind that specialty units (e.g., Special Assaults, Major Crimes, Fire Investigations, etc.) have expertise in the collection of evidence. See GOM 8.02.000 or Guidelines on Packaging and Storing Evidence.

Information on precautions and general guidelines are listed below in this policy. Specific information for handling evidence is found in the State Crime Lab Services Guide is located at:

https://wsp.wa.gov/forensics/docs/crimelab/manuals/technical/crimelabs/Forensic_Services_Guide_01.pdf

8.01.010

PRECAUTIONS: 05/07

The handling of items contaminated with biological fluids and stains presents hazards due to the possible presence of bloodborne pathogens. Hepatitis B (HVB) and AIDS (HIV) are of particular concern to those handling liquid blood or bloodstained items. Special care must be taken when handling such materials. Refer to GOM 10.00.000 Exposure Control Program.

Infectious evidence: use universal precautions when handling biological specimens or stains (i.e., act under the assumption that the specimen or stain contains a dangerous pathogen, particularly HIV or Hepatitis B, and proceed accordingly). Use appropriate protective equipment, such as face, eye, hand, and shoe protection. Pointed and sharp-edged objects must be handled with extreme care. Blind searches are definitely to be avoided. Searchers must not place their hands into any space that is not first visually inspected. Eyes must be protected if splashes are likely to occur.

Eating, smoking, and the drinking of beverages at the crime scene must be prohibited. Shoes should be protected from blood on the floor or grounds. The tracking of blood beyond the perimeter of the crime scene must be avoided. Careful processing of the crime scene will minimize the risk.

8.01.015

GENERAL GUIDELINES: 02/21

1. Ensure that you meet **legal** requirements before entering the crime scene or collecting evidence.
 - Determine if a search warrant, court order or consent is necessary prior to the collection of evidence.

2. Take extra caution when collecting evidence, especially the first responders to a scene. Use gloves and possibly face masks to prevent contamination of possible biological evidence and as protection from biological other hazardous evidence.
 - Take steps to avoid contamination of latent evidence, such as fingerprints, shoeprints etc.
3. Maintain a chain of custody for all evidence collected.
 - Documentation is necessary to name all who have had evidence in their possession from the time of collection until it is entered into evidence in a court proceeding.
4. Collect a sufficient number and quantity of samples:
 - It may be difficult if not impossible to return to the crime scene for more samples.
5. Label evidence with the following information:
 - a. Case number.
 - b. Brief description of the item.
 - c. Mark43 evidence label.
6. Preserve the evidence.
 - a. The general rule is to submit the evidence in the same condition as when collected.
 - b. The evidence must not be allowed to spoil, deteriorate, evaporate, or in any other manner be diminished in content or evidentiary value.
 - c. Biological stains, leather goods, plaster casts and vegetable matter must be thoroughly dried and packaged in paper containers.
 - Do not use plastic containers.
7. Do not contaminate the evidence:
 - a. The evidence shall be handled in a proper manner so that no extraneous material or substance is added.
 - b. Handle evidence as little as possible.
 - c. Avoid placing the evidence on a surface that is soiled or that may contain material similar to that of the evidence.
 - d. Package items separately so that transference does not occur.
 - e. Care must be taken to avoid leakage or breakage of liquid samples.
 - f. Protect a stain on clothing with a clean piece of paper so that when the clothing is folded, the stain will not be transferred to another portion of material.
 - An accidental transfer may cause misinterpretation by the examiner.
 - g. Eating, smoking and the drinking of beverages within a crime scene is prohibited.
8. Sealing evidence:
 - a. Use non-removable tape or evidence tape to seal evidence.
 - Staples and glued flaps on envelopes do not constitute proper seals.
 - b. Every seam on an envelope, including the manufacturers should be sealed with tape.
 - c. Each strip of tape shall be initialed.
 - The initials shall be written across the tape and onto the envelope surface.

- d. Bottles and jars shall be capped tightly to avoid leakage and then sealed with tape.
 - The tape shall extend across the top of the lid and down the sides of the container.
 - The initials shall be written across the tape and onto the container.
 - e. **Staples on envelopes or paper bags do not constitute proper seals.**
9. Control samples:
- Control (known) samples are necessary when comparisons are to be made.
10. Documenting evidence:
- a. The circumstances in which evidence is obtained shall be documented in the incident report.
 - b. The description of each item will be recorded on the Custodial Property Summary.
11. Shipping evidence to Crime Lab:
- PMU will transport or arrange shipping for all evidence.
12. The Request for Laboratory Examination Form is required by the State Crime Lab and must accompany all submissions of evidence to the crime lab. The following are important point when filling out this form:
- a. Fill in all of the requested information, incomplete forms will not be accepted.
 - If a suspect or victim name is unknown, indicate that in the appropriate block on form.
 - b. Always list the most serious offense first.
 - c. If needed, link the current submission with any previous submissions from the same investigation.
 - d. Include the investigator's phone number and email address.
 - e. List the order of priority in which the investigator would like the evidence examined.
 - f. When submitting six (6) or more items the submitter should fax a copy of the lab request or the list of exhibits to the crime lab and stating when the investigator will be available for the crime lab to call to discuss and prioritize the list of exhibits.
 - g. The WSP Crime Lab and Toxicology Lab provide written reports of laboratory findings as standard procedure on all laboratory examination requests. The requesting detective should note the desire for a written report in the narrative portion of requests to crime labs other than the WSPCL.

8.01.020

BIOLOGICAL FLUIDS AND STAINS AND CELLULAR MATERIAL: 02/21

Forensic biochemical and DNA analyses are frequently of value in investigations, particularly those involving violent crimes. The recognition and recovery of such evidence must be performed properly by deputies and investigators. Deputies and investigators shall treat all blood and bloodstained objects as sources of bloodborne pathogens and take appropriate protective actions when processing a crime scene.

1. Precautions:
 - a. The handling of biological fluids and stains present a hazard due to possible presence of bloodborne pathogens.
 - Refer to GOM 10.00.000, Exposure Control Plan.

- b. Protective gloves shall be worn to protect the hands.
 - c. Pointed and sharp edged objects shall be handled with extreme care.
 - d. Blind searches shall be avoided.
 - Searchers shall not place their hands into any space that is not first visually inspected.
 - e. Shoes should be protected from blood on the floor or ground.
 - f. Good hygiene should be observed.
 - Hands should be washed thoroughly after the removal of protective gloves.
2. Significance:
- a. Biological fluids and stains can be helpful in many ways. Some include:
 - Assist in locating the crime scene.
 - Determine if a crime has been committed.
 - Help identify the weapon used.
 - Assist in eliminating or establishing suspects.
 - Establish or disprove an alibi.
 - Assist in reconstructing events.
 - b. Biological and microscopic analyses can often:
 - Identify the fluid or stain as blood, semen, saliva, or urine.
 - Determine the species as human or animal.
 - Determine the presence of various blood factors.
 - Establish the probability of an individual as the source through traditional and DNA analyses.
 - c. DNA analysis can conclude:
 - Identify the suspect(s).
 - Exclude individuals not involved in the crime being investigated.
 - Reconstruct the events related to the crime.
 - Identify the weapon used.
 - Locate the crime scene.
 - The identity of a missing person or the unidentified remains of a person.
3. Crime scene search:
- a. A careful search must be made of the scene.
 - Although bloodstains are often obvious, care must be taken that small stains are not overlooked.
 - b. If bloodstains, spatters or smears are present, they should be:
 - Carefully recorded as to the size, shape, location and pattern.
 - Diagrammed in detail.
 - Photographed from long, medium and close ranges.
 - A scale should be included in the photographs.

4. Collection of biological fluids and stains:

Blood and bloodstained articles require special handling as evidence. The evidentiary value of blood and bloodstained articles can be reduced, or destroyed by bacterial action and warm temperatures.

- a. Bloodstains and other biological stains must be air-dried at room temperature without the application of any heat or sunlight.
- b. It is best to air dry and then freeze the stains.
 - If unable to freeze, store the dried evidence in a cool dry place.
- c. After drying, store the stained evidence in manila envelopes or brown paper bags.
 - **Do not use plastic bags or containers.**
- d. When removing dried bloodstains from a surface, two methods may be used:
 - Transfer the stain to clean cotton threads dampened with clean water using a swabbing action.
 - This is the preferred method for laboratory examinations.
 - Transfer the stain onto clean paper using a clean scalpel, knife, or tweezers.
- e. Obtain a control sample of the unstained area adjacent to the stain using the same method used when gathering the stain.
- f. Package stain sample and control separately and ensure that each are properly labeled with case and item numbers, location, date, and initials of the person collecting the items.
 - Do not allow the stain and control sample to come into contact with each other.

5. Collecting liquid blood:

- a. Remind the medical personnel to collect the liquid blood in **lavender top** vacutainer tubes.
 - Do not confuse with gray top tubes which are used for alcohol and drug analysis.
- b. Ensure the tubes are properly labeled with name and date.
- c. Refrigerate the tube(s) for at least two (2) hours before packaging for shipping.
- d. Ship liquid blood to the crime laboratory within five (5) days of collection.
 - This is important if the possibility of getting a later specimen from the subject is highly unlikely or nonexistent.

6. Collecting small bloodstained articles:

- a. Air dry entire article at no higher than room temperature.
- b. Package the article in manila envelopes or brown paper bags.
 - Do not use plastic bags or containers that form a vapor barrier, as condensation may form inside the container leading to degradation and putrefaction of the sample.
- c. After drying, keep article frozen.
 - If freezer storage is not available, keep the dried article cool and dry.

- d. Hard or metal objects such as rocks, guns, and knives should not be frozen. These types of objects should be air dried, kept cool, and sent to the crime laboratory as soon as possible.
 - Condensation will form on these objects when thawed and brought to room temperature.
 - The condensation will dilute the stain.
 - Do not place in plastic bags or containers.
 - e. Send entire article in for analysis.
7. Collecting samples from large bloodstained objects:
- a. Cut out stained area or, at least, several square inches of the stained area and if the sample is still moist, air dry at room temperature.
 - b. Cut out a control sample of an unstained portion of the object adjacent to the stained area.
 - c. Package and label each sample separately ensuring that the control sample and stained sample are not mixed or confused.
 - d. Store the stained sample and control in the same manner by air drying and freezing.
8. Collecting evidence from non-removable bloodstained objects:
- a. If the bloodstain is wet and sufficiently large, collect the stain on a piece of clean cotton gauze.
 - For smaller stains, use a portion of the gauze.
 - Air dry the collected stain place it in a paper envelope, and seal and label the envelope.
 - b. If the blood is dry and can be easily flaked off the surface, use a clean scalpel or knife and scrape it into a clean piece of paper. Fold and tape the paper and keep in a cool dry place.
 - Clean the blade of the scalpel or knife with tap water and wipe with a clean tissue prior to each use.
 - c. A control sample must be taken from an area adjacent to the stain.
 - d. If the bloodstain cannot be easily removed by scraping, the stain must be swabbed.
 - For large stains a gauze pad can be used and a portion of a gauze pad can be used for smaller stains.
 - Hold the gauze by the corners or if possible, use tweezers.
 - Do not touch the area of the gauze where the sample is to be taken.
 - Moisten the cotton enough to dissolve the stain, not dripping wet.
 - Swab the stain keeping the transference concentrated on the cotton.
 - The stain should appear dark on the cotton.
 - Saturate an area the size of a half dollar, approximately one (1) inch in diameter, on the cotton.
 - A control sample must be taken, following the same procedure.
 - Air dry the sample and control, and package and label each separately in manila envelopes and freeze or keep cool and dry.

9. Preservation:

Bacterial action, mold, sunshine, moisture and warm temperatures can damage the evidentiary value of biological evidence due to the damage or destruction of DNA.

10. Shipping procedures:

- Dried stained evidence, control samples and liquid blood samples shall be sent to PMU. PMU will transport or arrange shipping for all evidence.

8.01.025

FIREARMS EVIDENCE: 02/21

The purpose of this section is to establish guidelines for the consistent processing, handling and submission to the WSPCL of all firearms and firearm related evidence that have been recovered during investigations by deputies.

1. Purpose:

- a. All firearms used in the commission of a crime, illegally possessed, found or recovered, will be processed as evidence.
 - Does not include firearms turned in for safekeeping or turned over because of a DV court order.
- b. Process all firearms as evidence. The typical sequencing is:
 - ATF ownership, Trace form (ATF-F-3312.1)
 - To be completed by original investigating deputy.
 - Trace Evidence.
 - Blood, tissue and fibers may be found on the firearm or in the barrel (blowback).
 - Prints.
 - Ballistics.
 - Integrated Ballistics Identification System (IBIS).
 - All recovered fired cartridge cases will be submitted for IBIS testing.
 - Serial number restoration/retrieval.
- c. A detective will review all cases involving a firearm, misdemeanor or felony. The detective will decide the steps for processing the firearm for evidence and fill out the IBIS testing request on the WSP request for laboratory examination form or the KCSO IBIS Request form (KCSO Form #A-146).

2. Precautions:

- a. **Treat every firearm as if it is loaded.**
- b. Handle carefully.
 - Trace evidence may be present.
 - Do not remove trace evidence from the firearm.
- c. Do not pick up the firearm by placing a pencil or other object in the barrel.
- d. Firearms **should** be unloaded prior to placing it into evidence.
 - If the firearm cannot be unloaded, the WSPCL must be called to determine how the firearm is to be packaged and delivered and what documentation is needed.

3. Unloading a Firearm:

a. **Do not attempt to unload a firearm with which you are unfamiliar.**

b. Unloading a Revolver:

- Place a line on the cylinder on each side of the top strap with a pencil or felt pen prior to opening or moving the cylinder.
- This will inform the examiner which chamber was on top.
- While pointing the barrel downward, open the cylinder. Before moving the cylinder or removing the cartridges, make a diagram of the cylinder.
- Number the chambers, starting at the top and go clockwise.
- Note any cartridge in each chamber, whether the cartridge has been fired, and the manufacture of the cartridge. (figure 1)

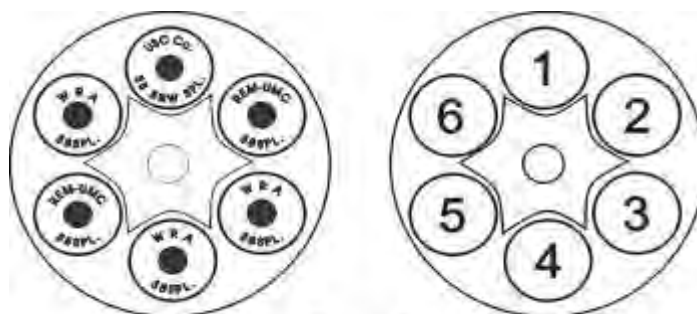


Figure 1

- Each cartridge or cartridge case that is removed must be placed in individual containers and properly labeled.
 - The number of the chamber from which it is removed must be noted on the container.
- c. Unloading a semi-automatic pistol:
- Remove the magazine, handling it with care, if it is to be processed for latent prints.
 - Do not remove any rounds from the magazine.
 - Package the magazine separately, and submit it with the firearm.
 - Remove the cartridge, if any, from the chamber.
 - Indicate on the package that it was removed from the chamber.
 - Package the cartridge separately from the magazine and submit it with the firearm.
 - Reasons you cannot unload the firearm.

- You do not know how.
 - The firearm has modifications.
 - The firearm is an unusual make or action.
 - Unloading the firearm will damage valuable evidence.
 - Firearm is jammed or corroded.
4. Packaging Firearms:
- a. Unload firearm if possible.
 - Packages with loaded firearms must be clearly labeled **"LOADED FIREARM"** on the outside of the package.
 - b. Disable action or block open.
 - Nylon tie through action (not barrel).
 - Hammer blocked from firing pin.
 - c. Secure firearm in a gun box.
 - d. If the firearm is to be processed for latent prints, caution is necessary not to smear or destroy the prints
 - e. If the firearm is recovered from salt or fresh water, it should be placed in a container of fresh water immediately.
 - Immersion in fresh water will slow the oxidation process and remove the corrosive action of salt water
 - f. The firearm box shall have the case and item number written on the box and the Mark43 evidence label clearly displayed on the end of the box.
 - g. Description of firearms should include the serial number, make, model, caliber and the condition when found (i.e., loaded, unloaded, cocked or un-cocked, safety on or off, etc.)
5. Packaging Firearm Related Evidence:
- a. Recovered bullets and fragments:
 - Each bullet or fragment should be wrapped separately in tissue paper and then placed in a small container to protect the striations on the bullet or fragment.
 - Do not use cotton material for wrapping as it may be confused with fibers from clothing involved in the case.
 - If a bullet is buried in a wall or other object, cut around the bullet removing the material containing the bullet, wrap and place the section in a box or carton
 - Do not probe the hole or try to dig out the bullet as it may damage the bullet.
 - Do not touch recovered bullets with bare fingers. Use a clean, unused pair of plastic gloves or a clean tissue.
 - Handling bullet with bare fingers could contaminate possible traces of blood.
 - Bullet fragments often have sharp edges that can cut.

- Shot pellets should be collected and submitted in the same manner as bullets.
- Search for shot shell wads and shot cups whenever a shotgun is used.
- Shot patterns should be measured, sketched, photographed with a scale, and if possible, the surface containing the shot pattern should be recovered.
- Bullets and fragments recovered at an autopsy should be carefully rinsed and dried then wrapped and placed in a small container.

b. Fired cartridge cases:

- Consider processing for fingerprints.
- Cartridges should be packaged/labeled separately and placed in an E-142 Cartridge Envelope.
- Do not mark a fired cartridge.
 - This interferes with IBIS processing.
- Labeling includes completing the pertinent data sections on the E-142 Cartridge Envelope and affixing a Mark43 evidence label.

6. Significance of Exam Results:

The WSPCL examination may reveal data about the firearm, ammunition, or information regarding the target object, and may contribute information regarding the circumstances of the firearm incident. For example:

a. Firearm:

- The caliber of the firearm.
- The type of firearm.
- Firearm type from no-gun cases.
- Any malfunctioning of a firearm.
- Any obliterated serial numbers.

b. Ammunition:

- The caliber of the ammunition.
- If the recovered bullets and expended cartridge cases were fired from a particular firearm.
- Unfired cartridge identification.
- Fired bullet identification matched to firearm.
- Fired cartridge case identification matched to firearm.

c. Target Object:

- The entrance and exit holes in clothing.
- Firearm identification.
- The approximate distance from muzzle to target.
- Which way a bullet went through glass.

d. Firearm Residue:

- Unburned powder residue patterns.
- The distance fired.
- Type of firearm used.

8.01.030

SHIPPING FIREARMS, BULLETS, FRAGMENTS, AND SHOT TO THE WSPCL: 03/95

1. Items requiring processing by the WSPCL will be sent via the Property Management Unit.
2. When examinations are complete, the results will be sent to the detective and the evidence will be returned to the Property Management Unit.

8.01.035

SEXUAL ASSAULT EVIDENCE: 02/21

Evidence in sexual assault cases may be recovered from several sites, for instance from the scene of the assault, from the suspect, the suspect's vehicle and clothing, and from the victim's body and clothing. **It is imperative that the victim receive immediate medical attention.** Promptness of an examination will permit medical personnel to retrieve any physical evidence before being lost through washing or cleaning. Hospitals have sexual assault kits that are used by medical personnel when collecting specimens and the controls required by the crime lab.

1. Collection of physical evidence by medical personnel, general precautions:
 - a. Proper labeling: Each item must be labeled with:
 - Contents.
 - Case number.
 - Item number.
 - Source.
 - Subject's name.
 - Date and time of collection, and
 - Initials of medical person collecting evidence.
 - b. Proper packaging: Each item, including articles of clothing must be packaged separately to avoid transference of materials between items.
 - Use clean paper bags and envelopes to avoid accumulation of moisture inside the package.
 - The presence of moisture enhances bacterial growth.
 - All packaging should have tape over any gum seals and all openings to ensure that small particles are not lost.
 - c. Proper drying: Stains and swabs must be thoroughly dried at room temperature without the use of heat.
 - Cool air fans may be used to dry swabs.
 - Partially dried items may have bacterial action and mold, destroying their value as evidence.
 - d. Proper collection of control samples: Control samples that are to be compared to samples of unknown or questioned source must be collected from a known source.
2. Collection of evidence:
 - a. Clothing:
 - Have the victim undress while standing on a double layer of clean paper.
 - Clothing must be thoroughly air-dried.

- Do not use a fan or blow dryer, they may blow off small particles, hairs or fibers.
 - Place each article of clothing, including shoes, in a separate clean paper bag.
 - Properly seal and label the bag(s).
 - Include the initials of the person who collected the article.
 - Fold, seal and properly label the top layer of paper as evidence after clothing has been packaged.
 - Discard the under layer of paper.
- b. Foreign objects and debris:
- Collect solid material such as hair, grass, and soil on a clean piece of paper.
 - Fold, seal and properly label the piece of paper.
 - Place the sealed paper in an envelope and seal and properly label the envelope.
 - Note the area of the body from where the material was collected.
 - If possible, collect oils, lubricants, lotions, and stains in a glass test tube or vial.
 - Do not use plastic containers.
 - If not possible, use a small gauze pad to collect the sample.
 - Cut away the excess gauze and place the sample in a glass test tube or vial.
 - Seal and label test tube and wrap carefully to avoid breakage.
- c. Pubic hair collection:
- Place a clean piece of paper under the patient and have the patient comb the pubic hair area with a 100% cotton-stuffed comb until no more hairs comb out.
 - The 100% cotton-stuffed comb is prepared by taking a new comb and running it several times through clean, rolled absorbent cotton.
 - Place the comb on the paper and fold, seal, and label.
 - Place the paper in an envelope, seal, and label as "pubic hair combings" with other necessary identifying information.
- d. Pubic hair control:
- After the combing, pubic hair controls must be obtained. Pluck at least two (2) hairs from each of the following areas: center, left side, right side, and top near the navel, for a total of at least eight (8) hairs.
 - Place in a properly labeled envelope which is additionally marked "plucked pubic hairs" and seal.
 - Clip an additional four (4) hairs from each of the above areas and from the labia or scrotum for a total of at least twenty (20) hairs.
 - The hairs should be clipped as close to the skin as possible.
 - More hairs should be taken if the hair is gray or graying.
 - Place hairs in a properly labeled envelope which is additionally marked "cut pubic hairs" and seal.
 - Do not package pubic hair combings with pubic hair controls.

- e. Head hair collection:
- Collect any loose hairs and debris. Comb the head with a 100% cotton-stuffed comb until hair stops coming out.
 - Place the collected loose hairs, debris, and cotton-stuffed comb on a piece of clean paper, fold with comb and combings, seal and label.
 - Place paper in a properly labeled envelope which is additionally marked "head hair combings" and seal.
- f. Head hair control:
- Pluck at least two (2) hairs from each of the following areas: left temple, right temple, top front, top center, back of head, and the back of the neck. Place on paper and fold, seal, and label.
 - Place paper into a properly labeled envelope which is additionally marked "plucked head hairs" and seal.
 - Clip at least ten (10) additional hairs from each of the above areas at the scalp.
 - Additional hairs are required if the hairs are many-colored or are graying.
 - If the subject has sideburns, include several sideburn hairs.
 - Package clipped hairs together in a folded piece of paper, fold, seal, and label. Place the paper into an envelope, seal, label, and additionally mark "clipped head hairs."
- g. Facial hair combings:
- Follow the same procedures as for head hair. Comb beard with a 100% cotton-stuffed comb and place comb on a piece of paper. Fold the paper, seal, and label. Place paper containing the comb into an envelope, seal, and label and additionally mark "beard combings."
- h. Facial hair controls:
- Pluck two (2) hairs from each cheek, two (2) from the chin, and two (2) from the upper lip if a full beard or moustache is present. Place in paper. Place paper into an envelope, seal, and label, and additionally mark "plucked facial hairs."
 - Clip at least ten (10) additional hairs from each area as close to the skin as possible. Place in paper, fold, seal, and label. Place paper into envelope, seal, and label and additionally mark "cut facial hairs."
 - Do not package facial hair combings with facial hair controls.
- i. Fingernail scrapings:
- Place subject's right hand over a clean piece of paper. Using a clean toothpick, scrape any material under the fingernails onto the paper and place the toothpick on the paper. Fold, seal, and label, including the notation "fingernail scrapings (right) hand." Place paper into envelope, seal, and label and additionally mark "fingernail scrapings (right) hand" on the envelope.
 - Repeat process with the left hand.
 - An alternate procedure is to collect fingernail cuttings. Package fingernail clippings from each hand separately.

- j. Deposits on skin and bite marks:
- Wipe the area of the deposit or bite mark with a sterile damp swab and follow it up with a sterile dry swab.
 - Save both swabs for analysis.
 - A substrate control from the skin must be collected from a saliva/deposit-free area, adjacent to the deposit.
 - The substrate sample must be collected in the same manner as the questioned sample.
 - Air-dry the gauze at room temperature and package in paper. Mark paper "bite mark area," label, and seal. Place the paper in an envelope, seal, label, and additionally mark "bite mark area."
 - Obtain a control sample of saliva from the suspect.
 - The suspect must not consume any food or beverage for at least thirty (30) minutes prior to the sampling.
 - Have the suspect chew on a clean piece of cotton gauze. Place the gauze on a clean Petri dish or clean, non-absorbent surface and air-dry thoroughly.
 - Place air-dried saliva control sample into a paper envelope.
 - Do not lick gummed envelope flap.
 - Close and seal envelope with transparent tape. Mark "saliva control" and note case number, name of subject, date, time, and initials or name of person sealing the control sample.
- k. Biological specimens:
- The crime laboratory requires a whole blood sample from the victim and the suspect when apprehended. The blood sample must be labeled and refrigerated.

8.01.040

PRESERVATION AND SHIPPING OF SEXUAL ASSAULT KITS: 02/21

1. Precautions:
- a. The investigator should remind medical personnel that:
- Four vaginal, four anal, and four oral swabs must be collected as appropriate.
 - All swabs must be completely air-dried before packaging. This can be accomplished with a cool air fan in approximately one (1) hour.
 - All evidence such as tubes, swabs, envelopes, etc., must be properly labeled.
 - The materials in the sexual assault kit must be packaged in a sturdy container to avoid breakage during shipping.
 - Some commercial kits are enclosed in cartons designed for shipping.
- b. The use of protective shipping containers-such as those containing "bubble" sheets or heavy padding may be necessary to prevent breakage.
- c. The materials in the kit should not be subjected to a rapid rise in temperature, sudden changes in pressure and humidity, or exposed to damaging radiation, such as ultra-violet rays from the sun.

- d. The handling of biological fluids and stains presents a hazard due to the possible presence of bloodborne pathogens. Hepatitis B (HVB) and AIDS (HIV) are of particular concern to those handling liquid blood or bloodstained items. Special care must be taken when handling such materials.
 - e. Investigators shall use universal precautions and treat all blood and bloodstained objects as sources of bloodborne pathogens, and take appropriate protective actions.
 - Good personal hygiene must be observed.
 - The hands should be washed thoroughly after the removal of protective gloves, even if the gloves are not cut or punctured.
 - Used protective gear must be properly disposed of.
 - See GOM 10.00.000 Exposure Control program.
 - f. **Blind searches are to be avoided.** Searchers must not place their hands into any space that is not first visually inspected.
2. Preservation of sexual assault kits:
- a. Facts of the case, case status, and laboratory readiness will dictate when the sexual assault kit shall be sent to the WSPCL, via PMU, by the assigned detective.
 - If it is to be sent within five (5) days of collection, the entire kit should be stored in the refrigerator at least two (2) hours before it is shipped.
 - b. If the kit is to be held longer than five (5) days after collection, the liquid blood sample must be removed from the kit, labeled, and refrigerated.
 - The remainder of the kit must be frozen until the laboratory is prepared to receive it.
 - In instances when the liquid blood sample becomes too aged (after one (1) to two (2) months), it may be necessary to draw another sample from the victim.
 - This decision should be made after discussion with the laboratory personnel.
 - c. If the case is a rape-homicide, the blood must be shipped to the WSPCL within five days.
 - The liquid blood sample from the victim should be refrigerated for at least two hours before shipping.
 - The remainder of the kit must be frozen until it is requested by the WSPCL.
3. Submission procedures:
- Sexual assault kits shall be submitted at a Precinct evidence room with a refrigerator and subsequently transferred to PMU. PMU shall transfer custody to a lab when directed by the assigned detective .
- CALL THE WSPCL IF YOU HAVE ANY QUESTIONS OR ARE UNSURE OF THE PROCEDURES.

8.01.045

TRACE EVIDENCE: 05/07

1. Introduction:

Small, often microscopic quantities of material have always been of interest to crime scene investigators. These particles can be the key to a successful investigation. An individual leaves or picks up traces of materials, however brief and slight the contact with another person or an environment (Locard's Principle of Exchange). Evidence that results from this exchange can connect the suspect with the victim and the crime scene. The connection is established by the comparison of

trace evidence from a questioned source with samples from a known source (control); for example, glass found on a burglary suspect's clothing can be compared with glass from a broken window (known sample) at the burglary scene. **The timely collection of known samples from the victim, suspect, and the crime scene is critical.** Technological advances enable analysis of even smaller particles, placing an even greater burden on the investigator to find and collect the evidence. The search must be done carefully and thoroughly.

2. Precautions:

- a. Since Locard's Principle of Exchange is always active, the investigator must use caution to avoid unnecessary, damaging exchange with the crime scene.
 - Some exchange is unavoidable; however, it must be controlled and held to a minimum.
- b. After the incident, the suspect and the victim must not come in contact.
 - Neither the suspect nor the victim must be brought back to the crime scene while it is still being processed.
- c. Samples taken from the scene should be packaged separately from the suspect's and victim's clothing to avoid contamination.
- d. Special care must be taken not to contaminate or lose any small particles of evidence.
- e. Avoid damaging any critical areas of the evidence which may have rips, tears, smears, impressions, stains, or cuts. When removing clothing, avoid cutting through these critical areas.
 - If cutting is unavoidable, such as removing clothing in an emergency room, be sure to make careful notes on the location and description of the critical area, and identify the cuts made by medical personnel.
- f. Control samples must be collected as soon as possible to avoid loss and change. If control samples and suspect samples are not both available, contact the crime laboratory to determine if the evidence should be submitted.
 - Both known and suspect samples must be submitted before any comparisons can be made.
- g. Damp or wet items, particularly clothing and leather goods, must be air-dried at room temperature over clean paper. After drying, handle the clothing and leather carefully so that trace evidence is not lost. Package the clothing and leather in clean paper or paper bags.
 - Do not use plastic containers.
- h. Care must be taken to correctly label the origin of each item collected as evidence.
- i. It is critical that each item or container be properly labeled. The label must describe the contents, the donor or source if known.
 - Do not identify the item as from the "victim" or "suspect."
- j. Proper packaging is particularly important when handling fragile evidence such as paint flakes and glass shards.
- k. Do not submit razor or scalpel blades for trace evidence.
- l. Do not submit hypodermic needles or a syringe with the needle attached. The crime laboratory will not accept cases containing needles, regardless of the packaging.

3. Hair:

Hair evidence is found in all types of crimes and is frequently found in crimes where bodily contact has been made. Hair evidence is likely to be found if physical force is involved, such as in crimes involving rape, homicide, and assault. Microscopic examination and comparison of hair cannot usually prove conclusively that the hair came from a particular individual. If hair from a person has strong similarities to hair found at a crime scene, it can be stated that the hair could have come from this person or another individual with similar characteristics.

a. Significance:

Examination and comparison of hair can reveal:

- If the hairs are of human origin and, in some circumstances, the race and the body area.
- If the hairs may have come from a specific species of animal.
- If the hairs were forcibly removed from the body or were naturally shed.
- If the hairs have been freshly or recently cut.
- If the hairs have been chemically treated.
- If the hair has been subjected to trauma, such as high temperatures, flame, or a crushing blow.
- If the hair was damaged by disease.

b. Collection:

- Make detailed notes showing date, time, and location of the collected hair.
- Do not sort hairs that are found in the same location.
- Do not mix hairs that are collected from different locations. Place them in separate envelopes.
- If hair is firmly attached or embedded in an object, do not remove the hair. Send the object with the adhering hair to the crime laboratory, if feasible. Otherwise, photograph the hair in place and then remove the hair carefully, keeping it intact.
- Pubic hair combings in sexual assault cases are preformed by medical personnel.
 - It is important that the medical personnel have a sexual assault kit which contains materials for the collection of pubic hair as well as other necessary samples.
- Check the hands of assault and homicide victims. Hairs may be found clutched in their hands. Hairs may also be found on their bodies or on their clothing.
- Contact the crime laboratory if there is any question on how to proceed.

c. Packaging:

- Fold the hairs in a piece of clean paper. Seal with tape and write the date, time, description of the evidence, and the location where it was found. Then place the sealed paper into an envelope. Seal the envelope and identify the contents; note the date, time, and initials of the person handling the evidence.
- If the hairs are placed directly into an envelope, make sure that all the flaps and corners of the envelope are sealed with tape.
 - Even a slight gap can cause hairs to be lost.

4. Glass:

Burglaries, traffic accidents, and assault cases often provide useful glass evidence. Glass taken at a burglary scene (control sample) may be compared with glass fragments found on a suspect's clothing. Glass from a broken headlight may be compared with pieces of glass found on a hit-and-run victim's body or glass found at the scene. These types of cases involve comparison of the glass to determine if they have a common origin. With larger pieces of glass, it may be possible to physically fit the control samples to pieces of the suspect glass.

a. Significance:

The examination of glass may reveal:

- If two pieces of glass are of common origin.
- The direction of force that broke the glass.
- The direction of a projectile that perforates the glass.
- The type of glass (i.e., auto glass, headlight lens, etc.).
- Glass fragments from the scene which can be physically fitted with fragments from sources such as the suspect's vehicle.
- These physical matches, particularly if the surface markings also match, can prove conclusively that the fragments were once one integral part.
- Similarities in properties such as refractive index, elemental composition, color, density, and thickness increase the probability that several fragments may have or are consistent with having a common origin.
- Glass may reveal the direction of a projectile and even the order in which several projectiles penetrated the glass pane or window.

b. Collection:

- If the direction of force which broke the glass is to be determined, all of the glass must be retrieved. Glass remaining in the frame must be marked so the surfaces can be identified as "inside" or "outside." The amount of glass on the ground or floor on each side of the frame should be noted and collected.
- If projectile holes, such as bullet holes, are to be examined, the entire pane of glass should be submitted intact. The glass may have to be taped on the exit surface to hold it together.
 - If the exit side cannot be determined, consult with the crime laboratory.
 - Care must be taken not to disturb any possible gunshot residue on the surface of the glass.
- At traffic scenes, it is important to search a wide area. Glass fragments can fly in many directions. Pieces of glass may drop off a fleeing auto some distance from the scene. All glass must be recovered, with each different location identified and packaged separately.
- If glass fragments are suspected to be on clothing, do not remove the glass. Handle the clothing carefully so that the fragments are not lost and package each article of clothing separately.
- Glass fragments are often embedded in the soles and heels of shoes as the criminal walks over broken glass. Do not remove the glass from the shoes.
 - Submit the shoes in paper bags.
- Known samples collected at the scene should be submitted separately.
- All of the glass must be collected if a physical match is to be considered.
- Care should be taken to preserve any other trace evidence such as hairs, fibers, shoe prints, or stains which may be adhering to the glass.

c. Packaging:

- Glass found in different areas must be packaged separately.
- Small pieces of glass should be placed in a paper-fold, sealed, labeled, and packaged in a small rigid container (i.e., a pill box). The box must also be sealed and properly marked.
- Package so that if a container opens or tears during shipping, the glass is not lost and does not leak out and contaminate other glass evidence.
- Large pieces of glass should be packaged in rigid containers. Use packing material such as cardboard or part of a corrugated carton to avoid breakage and to protect the edges.
- Hand delivery is the easiest way to submit large pieces, as it avoids the task of extensive packaging and reduces the risk of breakage.

d. Controls:

- It is important to collect and send all of the known broken control glass to the crime laboratory for comparison with fragments from the criminal, suspect vehicle, the victim, etc.
- If the known glass source is large, a number or representative samples may suffice.
- Glass in the frame of a window or remaining in a headlight rim are the best control samples.

5. Cloth and fibers:

The transfer of fibers and fragments of cloth can be the result of such actions as violence to a person with a weapon or vehicle, clothing snagged and torn, or the contact of clothing with another article of clothing. Microscopic examinations can reveal many characteristics which can be further supported by chemical and physical analyses. The type of fiber, color, dye characteristics, thread count, and twist can be determined. The piece of cloth may be physically fitted into a garment, showing a common origin.

a. Significance:

The examination of fibers and fabric may reveal:

- Contact between two or more persons.
- Contact with objects such as blankets, upholstery, carpets, and drapes.
- Contact between a vehicle and victim.
- Contact between the suspect and the crime scene.
- Positions of persons riding in a vehicle.

b. Collection:

- Pieces of fabric, threads, or fibers may be found adhering to the front or underside of a vehicle that hit a pedestrian.
 - They may be part of a fabric impression.
- Fibers are readily caught in hair. An assault victim should have the head combed with a cotton-filled comb to recover any fibers. Sexual assault victims should have the pubic area combed as well.
 - A suspect's head should be combed in the case of an assault or if a head covering was used as a disguise.
 - The head covering should also be collected.

- Recover the clothing to be examined, taking care to avoid loss of fiber and other trace evidence. If it is damp or wet, dry it carefully over a clean piece of paper.
- Threads and long fibers should be picked up with tweezers. Place the recovered material on a clean piece of paper and fold, seal, and label. Place the folded paper in an envelope, seal, and label.
- Small fibers should be left on the item and the entire item, or at least the part holding the fibers, should be submitted to the crime laboratory.
- Do not pick up the fibers with moistened gummed paper tape. Transparent tape can be used to pick up fibers from surfaces. The adhesive surface of "Post-it" notes is also useful for collecting fibers. The adhesive surface of the tape or Post-it should be placed on a clean glass slide or similar surface.
- Vacuum cleaning is not a desirable collection procedure for fibers.

c. Packaging:

- In most cases, it is best to collect the loose fibers or threads on a clean piece of paper and then fold, seal, and label. Then place the folded paper into an envelope, seal, and label.
- Since fibers, threads, and fabrics can be easily lost, care must be taken to seal the container. The corners and flaps of an envelope must be sealed with tape.

d. Controls:

- All clothing that may be involved in the case must be collected for comparison with the collected questioned fibers.
- Possible sources of the collected questioned fibers such as rugs, blankets, and upholstery must be submitted. These controls must be representative of the source.
- If carpet fibers are involved or suspected, a representative sample of carpet must be submitted. The sample must be a piece of the carpet and not just fibers pulled from the surface.
 - Carpets can consist of several types of fibers.

6. Paint and other protective coatings:

Chips and fragments of protective coatings such as paint, varnish, lacquer, enamels, and plastics can often be found at the scenes of hit-and-run cases and burglaries involving forced entries. A transfer of paint can occur when two vehicles collide. Chips of paint at the accident scene or on the victim's clothing may produce information regarding the vehicles involved. Traces of paint on burglary tools may connect these tools to the burglary scene.

a. Significance:

The examination and comparison of protective coating chips and fragments may reveal:

- That the paint chip from the scene came from a particular object or vehicle by a physical match (i.e., the chip edges fit like a piece of a jigsaw puzzle with edges of the damaged area).
- A probability of common origin if the chips show similarities in physical and chemical characteristics. Multi-layered chips also show similarities and correspondence in the number of layers, order of colors, and thickness of the layers can increase the probability of a common origin to a very high degree, sometimes to the level of reasonable, scientific certainty.
- The type of paint or coating and their applications.
- Information regarding the make, model, and year of manufacture.

b. Collection:

- Paper folds and plastic or paper envelopes can be used to collect the paint samples.
- Small samples of material should be collected on a clean piece of paper. The paper fold is then labeled, sealed, and placed in an envelope which in turn is labeled and sealed.
- A convenient method of collecting paint scrapings is to tape an envelope or plastic bag just below the sampling area. Hold the envelope open and scrape the paint samples loose, allowing them to fall into the envelope.
- Be sure to sample the underlying surface.
- If small enough, the item containing the paint or paint smear should be submitted to the laboratory.
- Do not attempt to remove the paint.
- If an item is too large to submit to the laboratory, paint chips representing all of the layers must be submitted.
- Do not scrape off the sample in such a manner that the paint chip sample contains only a partial number of layers.

c. Packaging:

- Each of the recovered items must be packaged separately, properly labeled, and sealed.
 - If a vehicle is involved, labeling should include the location on the vehicle, make, model, year, and license plate number.
- Envelopes must be sealed on the corners with tape to ensure that no leakage occurs.
- Tools with paint smears must be protected to avoid loss or contamination of the paint. The area containing the paint smear should be protected with soft tissue paper.
- If paint chips are to be submitted for a possible physical match, they must be packaged so that the chips do not break. The chips must be protected with tissue paper or cotton and placed in a small, rigid container.

d. Controls:

- In all cases, the control samples must be taken immediately adjacent to the area of damage or of interest.
- The collected chips must contain all of the layers down to the underlying surface.
- When investigating a hit-and-run collision, at least two control samples should be taken from each vehicle.
- The samples should be taken from within the damaged area where paint transfer has occurred and from the undamaged area immediately adjacent to the damage.
- Similar samples must be taken from the suspect vehicle when it is apprehended.
- At burglary scenes, samples should be taken from an area immediately adjacent to the tool mark.
- Do not touch the tool mark itself; it may be altered and rendered useless for later tool mark comparison examinations.

8.01.050

LATENT PRINTS EVIDENCE: 04/18

1. Introduction:

Latent prints are perhaps the most common form of physical evidence and one of the most valuable. They relate directly to the objective of every criminal investigation and that is the identification of the offender. Because latent prints are fragile and susceptible to destruction, proper collecting, handling and packaging of the evidence are very critical.

2. Handling evidence:

- a. In order to avoid destruction of latent print evidence, items collected should be handled by the edges or in areas that avoid commonly touched areas.
- b. Wearing gloves during handling may protect against leaving additional latent prints on evidence, however, it does not prevent damage to latent prints already deposited.

3. Crime scene processing:

- a. Ensuring that a crime scene is processed for latent print evidence is the responsibility of the responding deputy. Assistance from King County Regional AFIS (KCRA) may be warranted, given the specific circumstances of a scene. Guidelines for requesting assistance from KCRA are outlined in GOM 11.00.040.
- b. Items that are smooth, solid, dry and non-porous are most conducive to black powder processing at the scene.
- c. Items that are textured, porous or sticky, e.g., paper, cardboard, and tape, should be submitted via the Property Management Unit (PMU) for distribution to the Latent Processing Lab for chemical processing.
- d. Areas within a crime scene that were most likely touched, e.g. door knobs/handles, light switches, rearview mirrors, seatbelts, and gear shifts, as well as entry and exit points should be processed for latent prints.

4. Collecting evidence:

- a. Collecting evidence is the responsibility of the deputy, detective, or evidence specialist at the scene.
- b. All evidence recovered and preserved by commissioned staff, including latent print cards, must be submitted to the PMU for distribution to the Latent Print Unit.

5. Packaging evidence:

Consideration should be given to the items surface type:

- Non-porous items, e.g., glass and metal: Non-porous items should be packaged individually and secured within the packaging to prevent destruction of prints.
- Porous items, e.g., paper and cardboard: Multiple porous items may be packaged together as the latent prints will not be destroyed by contact with other surfaces.
- Adhesive tape: Both sides of tape can be processed for latent prints. Tape should be affixed inside of a sheet protector or similar material before submitting to the Latent Processing Lab.

6. Precautions:
 - a. Latent prints are fragile and easily destroyed. Proper care during handling, collecting, and packaging is critical.
 - b. Chemicals are routinely used on evidence submitted to the Processing Lab. Consideration should be made to the value of the item(s) submitted as these chemicals may damage and/or destroy evidence. It is recommended that the submitting deputy notify the owner(s) of this possibility and notify the Latent Processing Lab if chemical processing should be avoided.
 - c. Drugs or unknown substances must be removed before sending items for latent print processing. Exceptions can be authorized by the Latent Print Supervisor.
 - d. Weapons must be unloaded prior to sending to the Latent Processing Lab. Exceptions can be authorized by the Latent Print Supervisor.

7. Additional forensic testing:

Consideration should be given regarding whether additional forensic testing should be completed before or after latent print processing. Additional testing may include:

- **BLOOD** - The Latent Print Unit should be contacted for assistance in determining the best course of action when both blood and latent print examination are required.
- **DNA** - Items requiring DNA and latent print examination must include a notification for special handling within the request. These items will be processed in a limited manner to preserve DNA evidence. Following DNA examination, the item(s) should be re-submitted to the Latent Processing Lab for additional chemical processing.
- **DOCUMENT EXAMINATIONS** - Items requiring both latent print and document examinations should be submitted for document examination prior to latent print examination. Latent print chemical processing may cause inks to run or bleed, possibly destroying the ability to perform document examination.
- **FIREARM OPERABILITY TESTING** - The disassembly and chemical processing required to locate latent prints could compromise operability testing. Conversely, complete operability testing prior to processing is likely to destroy latent print evidence. The Latent Print Unit or Washington State Patrol Crime Lab should be contacted for assistance in determining the best course of action when both firearm operability and latent print examination are required.

8. Submitting requests for latent print examination:

- a. Provide names and DOB's of subjects whose prints are to be compared, if known.
- b. Obtain elimination prints whenever possible.

8.01.055

TOOL MARK EVIDENCE: 03/95

1. Introduction:

A tool mark is a mark made by one object on the surface of another object. Although these marks are generally made at the entry point of a burglary, various kinds can be found elsewhere, such as fractured knife blades, cut marks on wire, abrasions left on a vehicle, cut marks on a padlock, or machine marks on a metallic surface. If a tool mark does not have sufficient detail, a decision must be made whether the tool mark is of value and worth expending time and effort to collect.

2. Types of tool marks:
 - a. Wood or soft material marks show the basic shape of the tool and lack specific detail to single out a particular tool.
 - b. Marks that contain striations and indentations which show the individual characteristics of the tool.
 - These marks can lead to the identification of a particular tool.
3. Precautions:
 - a. Do not attempt to fit a suspected tool into a questioned mark.
 - This may damage the tool mark.
 - b. Protect the suspected tool so the face of the tool is not damaged.
 - Protect the face of the tool with soft tissue paper.
 - c. Protect any trace material on the face of the tool. Paint, metal particles, and other materials from a surface frequently adhere to the tool.
 - Trace material can be compared with samples of the surface containing the tool mark.
 - d. Samples of the surface adjacent to the tool mark must be taken.
4. Preservation of tool marks:
 - a. When possible, submit the object containing the tool mark.
 - This may involve the cutting out a portion of the object containing the tool mark.
 - b. Close-up photos, which include a scale, must be taken of the object containing tool marks if the object cannot be submitted.
 - The film plane should be parallel to the tool mark.
 - Oblique lighting should be used.
 - c. Keep tool mark clean and dry except when a tool mark on a metal surface is subject to rust.
 - Coat the tool mark with a film of light oil.
 - d. Casting of a tool mark should only be done as a last resort and should be done by an experienced person.
 - Use a suitable silicone rubber material.
 - Do not practice on the tool mark to be used as evidence.
5. Tool fragments:
 - a. A recovered fragment may be fitted to a specific tool that was used at a crime scene.
 - b. At crime scenes, tools may break while forcing such things as windows, doors, and drawers and fragments of the broken tool may be found at the scene.
 - c. Since these fragments may be very small it may be helpful to use a magnet or a light held obliquely to the search area.
 - d. Package each fragment separately.

8.01.060

IMPRESSION EVIDENCE: 05/07

1. Introduction:
 - a. Wherever a crime has been committed, someone has had to enter and exit the scene. In the process shoeprints, footprints, and tire tracks can be left.
 - b. This evidence should be aggressively searched for at crime scenes and precautions taken to preserve it, for later documentation and collection.

2. Significance:
 - a. Examination of impression evidence may reveal:
 - Possible number of footwear and/or objects present.
 - If an impression was created by a specific object.
 - The approximate size of the object creating the impression.
 - Manufacturing information about the object creating the impression.
 - Possible sources of what caused the impression.
 - Order of deposition and possible movements/direction of travel at the time the impressions were made.
 - b. Impression evidence can show class characteristics, wear characteristics, and individualizing characteristics.
 - c. Class characteristics include such things as the overall pattern of a shoe outsole, the weave of a fabric, or the number of ribs and grooves in a tire track.
 - d. Wear characteristics are those due to the erosion of the surface of the item being examined and are reflected in the impression.
 - e. Individualizing characteristics are a product of random events which occur to that one item, such as cuts in a shoe outsole, a flaw in the weave of a fabric, or a stone in a tire's tread.
 - f. When present in sufficient quantity and detail, the individualizing characteristics in an impression allow it to be identified to a specific source.
 - g. Shoe prints can be examined to obtain information as to possible manufacturer, type of footwear (boot, athletic, dress), and approximate size.
 - h. Tire tracks can be examined to obtain information as to possible tire manufacturer, design name and type of tire (automobile, truck, off-road vehicle).
 - i. Fabric impressions can be examined to determine the type of weave and possible sources.

3. Collection:
 - a. The impression needs to be photographed both with and without a scale/ruler, using a low speed film, and using lighting which highlights the impression (usually several oblique or side lighting shots). The camera should be positioned as close as possible to the impression (fill the frame with the impression).
 - b. Whenever possible, the entire object which has the impression should be submitted to the laboratory.
 - Positive identification of the source of the evidence is more likely when the original impression can be examined.
 - The evidence has to be packaged in a manner which protects the impression from contact with any other surface.
 - c. When the impression cannot be submitted to the laboratory, the impression should be documented using photography.
 - d. It should then either be cast or lifted.

- e. Impressions in snow and under water require special handling, and the crime laboratory should be contacted for instructions when these types of impressions are encountered.
- f. Be aware of clothing impressions on car finishes, bumpers, undercarriages, etc.
- g. Care should be taken to preserve any trace evidence such as hairs, fibers, or paint in the impression.
- h. Some impressions may be latent in part or whole and need to be chemically enhanced before correct documentation and collection is possible.
 - Contact the WSPCL for instructions in these instances.
- i. Impressions and dust print lifts of impressions should be secured in boxes in a manner which prevents anything from coming into contact with the impression or lift.
- j. Plastic should **never** be used to **package impressions or dust print lifts** of impressions since the plastic can actually develop an electrostatic charge which can then remove portions of the impression or lift.
- k. Casts should be thoroughly air dried prior to packaging. The cast should be cushioned and packaged in a cardboard box which allows the cast to continue drying.
 - Never use plastic.
- l. All items should be clearly marked as to location, orientation to the scene, date, and agency information.

8.01.065

CONTROLLED SUBSTANCE EVIDENCE: 01/19

Any unpackaged or uncontained suspected synthetic opioids (i.e. Fentanyl, Carfentanil, Remifentanil or other opioid analogs) in any form (aerosol, liquid, solid or powder) shall be handled by call-out of the BDU/Hazmat Unit.

Anyone coming into contact with a suspected synthetic opioid should thoroughly wash their hands and clothing with soapy water as a precautionary measure.

Do not submit any hypodermic needles, razor blades, or other sharps. The WSPCL will not accept any case that includes a needle or a syringe with the needle attached.

1. Precautions:

- a. Many drugs are very potent and even minute amounts present a health hazard. Proper Personal Protective Equipment (PPE) shall be worn when handling. At a minimum N-95 masks and nitrile gloves shall be worn. See GOM 10.00.040. Deputies shall not:
 - Taste the suspect substance.
 - Hold the suspect substance close to the nose in order to smell it; and
 - Eat, drink, or smoke while handling the suspect substance.
- b. Small amounts of material must be handled with care to avoid contamination and loss.
- c. Do not store green or wet plant material in a tight bundle or pile.
 - The biological degradation process may generate sufficient heat to produce a fire hazard.
- d. Use extreme caution when collecting and packaging hypodermic needles.
 - The contents of the syringe should be placed in a separate container for testing and the needle should be disposed of. See GOM 10.00.000

2. Field tests:

Deputies shall not field test any substance that they believe contains any type of synthetic opioid.

- a. Field tests SHALL be conducted in a well ventilated area wearing nitrile gloves and N-95 mask.
- b. Field tests are **presumptive** tests and are:
 - Not conclusive tests which prove the presence or absence of a particular drug.
 - Useful in establishing probable cause.
 - Useful in obtaining search or arrest warrants.
 - Useful in keeping a person in custody.
- c. If the amount of material is small or the material is a liquid do not use a Field Test Kit.
 - Send the material to the WSPCL for testing.
- d. Do not send the Field Test Kit to the WSPCL.
- e. Test kits shall be neutralized using F kits and disposed of properly.

3. Plant material:

- a. Dry any plant material thoroughly then place in a paper sack or envelope.
 - Do not place dried plant material in any plastic or plastic coated containers.
- b. If a large amount of plant material is collected, it is not necessary to send all the material to the WSPCL.
 - A representative sample should be sent to the WSPCL lab.
 - Deputies should note the total weight of the material collected and the amount and locations of the samplings.

4. Solid dosage forms and powders:

- a. Ensure that each item is properly identified and sealed.
- b. Ensure that the outer envelope or package containing the item is properly sealed.
- c. Use the Drug Analysis Request form (WSP-CL-442).
 - List the items in the order you want them examined.
 - Do not list suspect substances as a particular drug. List substances as "suspected cocaine", "suspected of containing heroin", etc.

5. Clandestine drug laboratories:

- a. If there is a belief that a clandestine laboratory exists, deputies shall not enter the premise.
- b. If deputies have already entered, they shall leave the premise immediately.
- c. Deputies shall not:
 - Smoke.
 - Turn any electrical switches on or off.
 - Shut off any running water.
 - Pour any water on any equipment or material.
 - Touch or turn off any equipment.

- d. Deputies shall:
 - Notify the BDU/Hazmat Unit Immediately.
 - Secure the surrounding area.
 - Treat the laboratory and surrounding area as a crime scene.

8.01.070

FORENSIC DOCUMENT EVIDENCE: 03/95

1. Introduction:

A document is defined as anything printed, written, typed, etc., relied upon to record or prove something. The role of the document has become increasingly important in a society of contracts, wills, checks and promissory notes, as well as threat and hate notes, ransom notes, examination papers, and professional records. The authenticity of these documents is often a critical issue to the resolution of a crime or dispute.

2. Significance:

Document examinations may lead to definite conclusions that identify the writer or the device that produced the questioned item.

- a. Handwriting examinations may identify the writer of a check, letter, or questioned signature.
- b. Handwriting examinations may eliminate a person as a writer.
- c. Typing examinations may determine the make of machine and if a particular machine was the source of the questioned typing.
- d. Document examinations may reveal if a document is counterfeit.

3. Structure of examination:

To have documents examined an investigator must have:

- a. The questioned documents.
 - If possible the original of the documents should be submitted.
 - Copies of documents reduce the probability of a definite conclusion.
- b. Known samples of the suspect's writing.
- c. Known samples of the victim's writing.

4. Handling and shipping of evidence:

- a. Questioned documents generally do not require special procedures except documents should be protected from excessive handling.
- b. There are two (2) notable exceptions that require special handling.
 - Charred documents should be placed in a box lined with cotton.
 - Do not separate the pages.
 - Indented writing from the impression of a pen that transfers to sheets under the sheet with writing should be protected from excessive handling and additional impressions.
 - Do not write on the envelope after the document is placed inside.

- Indented writing must be examined before being processed for fingerprints.
 - Fingerprint processing will destroy the indented writing.
5. Handwriting standards:
- a. **Requested standards** are obtained through the use of the Handwriting Exemplar Form. The exemplar, when used properly, will provide the document examiner with sufficient writing by the subject to reach a definite conclusion.
 - b. All four (4) pages of the exemplar are necessary to obtain a representative sample of the subject's writing.
 - c. One-half of the exemplar is designed for the investigator to dictate to the subject the various writings specific to the case.
 - d. When completing the exemplar Investigators should:
 - Dictate to the subject each signature, name, word, etc., fifteen (15) to twenty (20) times.
 - Dictate the various names, dates, questioned entries, etc., in a random manner.
 - Ensure the subject is completing the form with a black ink ballpoint pen.
 - e. **Collected standards** are any writing that will be accepted in court as the genuine writing of the subject. These include but are not limited to:
 - Driver's licenses.
 - Business records.
 - Payroll checks.
 - Letters.
 - Diaries.
6. Other questioned writings:
- a. In some cases the questioned writing may not be typical of a normal writing situation.
 - b. The investigator should obtain writing standards under circumstances similar to those of the questioned writing. These may include:
 - Graffiti on a wall: Have the subject write on a paper that is taped to a wall.
 - Writing on unlined paper: Have the subject write dictated, verbatim samples on unlined paper.

8.01.075

FIRE EVIDENCE: 02/21

1. Introduction:
- The crime of arson is an extremely difficult to investigate. The crime scene is often a smoldering, charred mass on the verge of collapse. To compound the problem, most of the evidence is altered or destroyed by heat and smoke and is usually soaked with water.
2. Precautions:
- a. Keep alert for evidence which may indicate that an attempt is being made to conceal another crime (i.e., robbery, homicide).
 - b. The search for flammable liquids must not be delayed.
 - These liquids evaporate quickly.

- c. Use a vapor detector since many flammable liquids do not have a noticeable odor.
 - Liquid odors may be masked by the odor of burnt material.
 - d. Evidence suspected of containing traces of flammable liquids must be packaged in a special manner.
 - Each container must be properly sealed and labeled.
 - Containers must be sealed with tape extending across the top of the container and down the sides.
 - The tape must be initialed so that the initials are across the tape onto the container.
 - e. Call the Fire Investigation Unit if there are any questions concerning the procedures for collecting and packaging arson evidence.
3. Significance:
- a. Examination may reveal:
 - The presence and nature of any accelerant.
 - The manner and area where the fire was set.
 - The connection of a suspect with the arson scene.
 - The presence of another crime (i.e., robbery, homicide).
4. Collection:
- a. Flammable liquid evidence, such as fire debris, are found in areas such as:
 - Lower surfaces where liquids may flow.
 - Protected areas.
 - Porous materials.
 - Soil.
 - Unsealed concrete.
 - b. The method for collection is to cut a cross-section through and below the pour pattern if possible.
 - Do not use a gas-powered saw or generator near the collection/sample area.
 - c. Flammable liquids are found:
 - In cans.
 - In bottles.
 - On porous materials.
 - On the surface of puddles.
 - d. The method for collection is to:
 - Pipet, pour, or syphon into a proper container.
 - Blot the surface with a paper towel or gauze.
 - Skim surface of water with paper towel.
 - e. Package flammable liquid and wick separately from the bottle, jar or glass fragments of a molotov cocktail.
 - If fingerprint examination is desired, the glass should be stored so it can dry out rapidly.

- Fingerprints are dissolved by flammable liquids.
 - If there is insufficient liquid for analysis, seal the glass in a vapor-tight container.
- f. Burned, charred paper:
- For document examination handle as little as possible leaving the charred paper where it was found if in a box, drawer, wastebasket, etc.
 - If it is necessary to repack, place loosely in a rigid container lined with cotton.
 - Label all containers as "fragile".
 - For analysis of a volatile liquid on papers, seal papers in a new, unused paint can.
- g. Freeze all soil samples after collection or refrigerate if unable to freeze.
- Low temperatures will retard the bacterial action in the soil can destroy petroleum-based products.
- h. Gloves, shoes, pants and other clothing are likely to have flammable liquid stains and spills on them.
- Package in the same manner as flammable liquid evidence except,
 - Do not stuff garment into the can, leave at least one-third of the can empty.
 - If necessary the garment may be cut to fit in the can.
- i. Package explosive and solid accelerants in plastic or paper bags.
- They can be packaged while damp.
 - If the explosives are found with petroleum products, call the crime lab for handling and packaging instructions.
5. Packaging:
- a. It is important that the correct container is used to package evidence.
- b. Flammable liquid residue evidence should not be stored in plastic containers or containers with plastic lids.
- Kapac bags are an exception when properly sealed.
- c. Small clean paint type cans are preferable for storing liquid residues.
- Screw-top vials with teflon-lined caps may gradually lose the sample through evaporation.
- d. Unused, clean paint cans should be filled between one-third and two-thirds full.
- **Never fill the can completely.**
 - Do not use cans that are lined with a gray Teflon coating.
 - Use unlined or green epoxy-lined cans.
 - Use a mallet to tap around the circumference of the lid for a proper seal.
 - Inspect the seal and keep debris out of the sealing groove.
- e. Glass jars are not recommended.
- Jars are breakable, difficult to store and may not provide a good seal.

6. Controls:
 - a. A control sample of material from the fire scene which is identical to the evidence submitted but does not contain any accelerant is necessary.
 - b. This sample is collected from an area adjacent to the area where the evidence is collected and must be uncontaminated by the suspected flammable liquid.
 - c. The sample should be taken from a protected area in the same room as the fire origin, from the room next to fire origin, and outside a clearly defined pour pattern.
 - d. A control sample is easily contaminated by:
 - Walking through a pour area and then through the control area.
 - Water run-off.
 - Condensation of a volatile substance which evaporated from another area of the scene.
 - By using contaminated gloves, tools, or utensils to collect the control.

8.01.080

COMPUTER EVIDENCE: 02/21

1. Introduction:

The likelihood of encountering and having to deal with a computer system, smartphone or other electronic device should be a consideration when conducting any criminal investigation or searching a crime scene.

 - a. If possible NEVER ALLOW ANYONE TO TOUCH THE COMPUTER OR OTHER ELECTRONIC DEVICE.
 - b. If the computer or other electronic device is on DO NOT turn it off.
2. Precautions:
 - a. If possible NEVER ALLOW ANYONE TO TOUCH THE COMPUTER OR OTHER ELECTRONIC DEVICE.
 - b. If the computer is on DO NOT turn it off.
3. Collection and Preservation:
 - Secure the scene and contact Digital Forensics in the Major Crimes Unit.

8.01.085

VEHICLE LAMP EVIDENCE: 05/07

1. Introduction:

Vehicle lamps can be submitted to the WSPCL or the MARR Unit when the question of whether a vehicle's lamps were on or off at the time of an impact. This information may be critical to establishing the at fault driver.
2. Precautions:
 - a. Never turn on a vehicle's headlamps after an accident. If the glass envelope of a bulb has fractured, the filament can burn out when energized and show indications of being incandescent at impact.
 - b. The evidentiary value of vehicle lamps can be lost if the lamps are not collected, packaged, and transported using the correct procedures. Lamp filaments are often fragile after an impact.

- Lamps should always be hand carried to the MARR Unit or the WSPCL rather than mailed or shipped.

3. Collection and Preservation:

- a. Prior to removing a lamp, mark the 12 o'clock or "up" position.
- b. Avoid breaking any filaments during handling or transporting lamps. If a filament is accidentally broken, make note of the fact and submit the information with the lamp.
- c. Whenever possible, submit all of the lamps from the vehicle in question.
- d. If a lamp is intact and easily removed from its socket, it can be removed as normal for replacing the lamp.
- e. Broken lamps should be removed with the lamp base and packaged to protect the filaments.
- f. Check the lamp housings and surrounding areas for loose filament fragments. Use tweezers or "Post-it" notes to collect any fragments of loose filaments present.
- g. Do not place packaging materials around the **filaments of broken lamps**.
- h. When the lamp is removed from the vehicle, label with the exact location, usage, and vehicle information (year, make, model, license number).

4. Packaging and Transporting:

- a. Ensure that the lamps are protected from shock and that all packaging materials are well sealed.
- b. Hand carry all vehicle lamps to the MARR Unit or the WSPCL.

8.02.000 PACKAGING AND STORING EVIDENCE

8.02.005

POLICY STATEMENT: 05/07

It is the Sheriff's Office policy to establish procedures for packaging and storing evidence conforming with the guidelines of the Washington State Patrol Crime Lab (WSPCL) and the Property Management Unit (PMU). See GOM 8.01.005 for the State Crime Lab Forensic Services Guide. For Safe Keeping Only property see GOM 8.05.000.

8.02.010

PACKAGING EVIDENCE ITEMS (GENERAL): 05/07

1. Evidence items should be packaged in appropriate size containers.
2. The sealed container must be able to accommodate:
 - a. The case number.
 - b. The item number.
 - c. The description of item.
 - d. The initials of the collector.
 - e. A possible bio-hazard label.
 - f. A barcode label.
3. The container must be able to be reopened, resealed and re-initialed.

8.02.015

PACKAGING DRUGS: 02/21

1. The packaging of drugs shall be the same whether they are for evidence or disposal.
 - **When drugs have been contaminated (i.e., mouth, vaginal, rectal fluids, or other hazardous materials), this shall be clearly noted on the package (see Exposure Control Plan GOM 10.00.000).**
 - **When a substance is believed to contain a synthetic opioid, the Narcotics Envelope (B-146) shall be marked, in bold red letters on both sides of the envelope, with "SUSPECTED SYNTHETIC OPIOID". Carefully heat seal the envelope in a plastic sleeve.**
2. All drugs (not suspected of containing a synthetic opioid) except pills, liquids and large marijuana plants should be weighed with the packaging they were found in on a non-certified designated scale at each work site.
 - a. The weighing of drugs shall be done on a designated scale at each work site.
 - b. Follow instructions listed above the scale.
 - c. Check and note packaging weights from Washington State Crime Lab List.
 - d. Trace amounts for disposal may be weighed with a scale other than the one at the worksite.
3. Pre-packaged medical Fentanyl which is already sealed in a bindle or other packaging which the deputy believes poses no threat, shall:
 - a. While wearing an N-95 mask and nitrile gloves place the sealed package into a sealable clear plastic bag and seal it with tape.

- b. Place that sealed plastic bag into another clear sealable plastic bag and seal it with tape.
 - c. Use a Hype-wipe (bleach wipe) to clean the outside of the plastic bag and the work space.
 - d. Weigh the package in the sealed bags, if necessary, noting in your report that the weight includes the packaging.
 - e. Place the sealed plastic bag into a metal can with a top, seal the top using evidence tape and sign the tape.
 - f. Clearly mark the can with "SUSPECTED SYNTHETIC OPIOID" as well as the case number, date, evidence number, your name/serial number, and a description of the evidence.
 - g. Tape a completed Narcotics Envelope (B-146) and place into evidence.
 - h. Remove your N-95 mask and nitrile gloves and place them in a sealed plastic bag before placing in the trash.
4. Do not remove drugs from packaging to weigh, unless it's necessary to repackage drugs so that packaging can be processed by Crime Lab or for Prints.
 5. Once the weight of the drugs and packaging is obtained, subtract the approximate weight of the packaging material using the "Packaging Material Weight List" provided by the Washington State Crime Lab (Follow instructions near scale).
 6. Record the approximate weight of the drugs in the Incident Report and Custodial Property Summary for each item of evidence.
 7. Drugs found in different places, different containers, or that are of different types, shall be weighed separately and packaged in separate individual Narcotics Envelopes (B-146).
 8. Items containing drug residue shall be packaged separately in a B-146 Narcotics Envelope.
 9. Packaging for drugs shall be properly sealed using clear tape or evidence tape on all seams.
 10. Deputies shall write their initials continuously across the tape onto the package.
 11. Items being processed for latent prints shall have drugs and or drug residue removed and packaged separately in accordance with numbers 2 and 3 of this section.
 12. Items or packaging being submitted for latent prints will be packaged separately in a Narcotics Envelope (B-146).
 13. Document in narrative the procedural steps for weighing of drugs in the incident report including.
 - a. The scale's manufacture and serial number.
 - b. The weights of drugs.
 14. Fluids inside of syringes shall be extracted into a "Red-top Vacutainer" by using the following procedures.
 - a. Take the holding block and place it flat on the counter with the red side up.
 - b. Insert vacutainer in the hole that is in the red area.
 - c. Uncap the syringe if needed. If able, hold the syringe by the barrel and the block outside of the red area, place the needle in the center of the rubber stopper and push in.
 - d. Ensure that the needle goes all the way in.
 - e. Once needle is firmly in, push plunger down to inject the liquid into the vial.
 - f. When syringe is empty, withdraw the needle and dispose of syringe and needle in a Sharps container.
 - g. Mark vacutainer tube with case number and item number and package in a Narcotics Envelope.
 - h. Mark Narcotics Envelope as "Fragile or Glass" for Lab processing.

Do Not submit any hypodermic needles, razor blades, or other sharps into evidence. The Washington State Patrol Crime Lab will not accept any evidence that includes a needle or a syringe with the needle attached or included.

8.02.020

MARIJUANA PLANTS: 02/21

1. All marijuana plants shall be documented by photographing the plants in the area where found.
2. Photograph the premises exterior, interior rooms or outside areas before and after.
3. Photograph the setup, plant root structures and any equipment or modifications to the home.
4. Photograph and document any power diversion.
5. **Video Tape** the dismantling of all Marijuana Grow operations.
6. Take samples of marijuana to include root ball from each of the rooms, number them, and place the numbered samples into the corresponding numbered packages with Narcotics Envelopes attached.
7. Ensure the size of each sample is sufficient for testing.
8. Complete the Narcotics Envelopes and submit samples to the PMU for subsequent Lab analysis testing.
9. Package the remainder of the marijuana in cardboard boxes properly sealed and initialed across all seams, and place the marijuana into evidence as contraband for disposal.
 - Root balls are not necessary when collecting evidence for disposal.
10. Narcotics Envelopes (B-146) shall be securely attached to each package.
11. Marijuana or other vegetable matter shall not be packaged or sealed in plastic or other unventilated packaging.
12. Dismantle equipment, package or mark for disposal.
 - Like equipment items can be packaged as one item entry, for example, 40 ballasts.
13. Include a description of items on Narcotics Envelope and Custodial Property Summary to include number of plants / items and where located.

8.02.025

PACKAGING FIREARMS AND KNIVES: 02/21

1. Firearms and knives shall be packaged separately.
2. All knives shall be placed suitable boxes.
 - Fixed blade knives or folding knives that cannot be closed shall be secured within the box.
3. Firearms should be unloaded before packaging.
 - a. The packaging and Custodial Property Summary shall clearly indicate if a firearm is loaded by stating in bold red letters "LOADED".
 - b. The barrel direction shall also be indicated on the package when it is not visible.
 - An arrow should be drawn on the top and at least one side of the package.
 - c. Write the case number and item number on one end of the box.
4. Firearms shall be packaged in specially made firearms boxes supplied by the PMU.
 - a. Firearms will not be secured to a piece of pegboard or cardboard.
 - b. Do not secure firearms in plastic containers.
5. The firearm should be secured so that the serial number is visible.

6. Tie straps should be used to secure firearms or knives.
 - a. Do not use flex cuffs to secure firearms or knives.
 - b. Do not use wire to secure firearms or knives.
 - c. Do not put the knot or holding clamp outside the box.
7. Ammunition, magazines with ammunition shall be packaged separately from firearms and other items such as holsters and ammo pouches.
 - a. Each round or cartridge does not require individual packaging unless a particular round has special evidentiary value.
 - b. Loaded magazines will not be unloaded if being processed for latent prints.
8. Firearms, empty magazines, holsters and ammo pouches should be packaged separately.
9. If the firearm is recovered from salt or fresh water, it should be placed in a container of fresh water immediately.
 - a. Immersion in clean fresh water will slow the oxidation process and remove the corrosive action of salt water.
 - b. Allow the firearm to dry before packaging.

8.02.030

PACKAGING MONEY: 02/21

1. Money shall be packaged in a Currency Envelope, supplied by PMU.
 - a. It is not necessary to separate denominations, but is encouraged to insure accuracy in counting.
 - b. Cash and coins shall be packaged together unless there is special evidentiary value.
 - c. Foreign money shall not be mixed with U.S. currency.
 - It should be separated by country of origin, if known
 - Each country is given a separate item number.
2. Completing the Currency Envelope.
 - a. Complete the case information section.
 - b. Fill in the case number.
 - c. Write in the item number where it says "Prop No."
 - d. List, accurately, the total of each type of bill and coin by denominations.
 - e. List the total amount of all monies on the envelope and Custodial Property Summary.
 - f. Fill in the blocks; Officer Counting Money, Officer Verifying Count, and Officer sealing and Initialing Envelope, people soft number, date and time.
 - g. Complete the initial chain of custody.
 - h. Remove the tape strip and seal the envelope.
 - Place you initials where is says "Sealed By".
 - The receipt portion can be kept for your records.
3. Counterfeit money shall be handled the same as regular money, but packaged separately.
4. Once packaged, the items may be transported together. (Refer to GOM section 8.02.090)

8.02.035

PACKAGING BODY FLUIDS: 02/21

1. Body fluids or items that contain body fluids shall be packaged separately.
2. Body fluids (i.e., saliva, semen, bloodstains, etc.) should be air dried before packaging.
 - a. Deputies are required to wear the Department HIV kit, (i.e., protective goggles, surgical mask, lab coat, and gloves) when packaging these items.
 - **The Hepatitis B Virus lives for a long time and when dried it can be transmitted by coming in contact with the eyes, nose, or mouth (see Exposure Control Plan GOM 10.10.000).**
 - b. Indicate on the Custodial Property Summary and on the evidence packages, which items are to be frozen or refrigerated by printing, in red, the words "Freeze" or "Refrigerate".
 - Items only need to be frozen or refrigerated if they are being tested by the crime lab.
 - Items to be frozen or refrigerated shall not be packaged together.
 - Whole blood taken from the body should not be frozen.
 - It is not advisable to freeze hard objects.
 - Contact the WSPCL if in question.

8.02.040

PACKAGING CELLULAR PHONES: 05/07

Only one cellular phone and its components shall be packaged together in any one package.

8.02.045

PACKAGING VALUABLES: 05/07

1. Valuables (i.e., jewelry, watches, collectable coins, etc.) shall be itemized and packaged separately.
2. The same type of items i.e., watches rings and matching jewelry sets, etc. should be packaged together unless an item has special evidentiary value.
 - a. Jewelry and watches shall be packaged in the Currency Envelope.
 - b. Jewelry shall be itemized on the Currency Envelope.
 - c. Collector coins and bills shall be separated by type of coin collection.
 - Each type of coin collection will be given a separate item number.
 - Large coin collections may be packaged in a box and a Currency Envelope attached.
 - d. The description of jewelry, watches, foreign money, or collector coins shall be written on the two (2) lines below the coin denominations on the Currency Envelope.
 - e. Once packaged, the items may be transported together. (Refer to section 080)

8.02.050

PACKAGING CREDIT/BANK CARDS: 02/21

1. Bank cards, credit cards, etc shall be itemized separately and listed as evidence in the Custodial Property Summary.

2. A photocopy, preferably color, shall be made of the front of each card making sure the card issuer, the name of the card holder and account number is displayed.
 - a. Two copies of the cards will be made.
 - One copy for Records and the other for detectives or court.
 - b. Up to 12 cards may be copied onto one 8x12 sheet of paper.
 - c. It is not necessary to copy the back of the cards.
3. Once each card is listed on the Custodial Property Summary, each card shall be packaged in a small (4" x 7") plastic bag. After the bag is sealed, place the evidence label centered at the top as it lays in a landscape position. Once sealed and labeled, multiple cards can be placed into a single bag or envelope that is not sealed in order to keep them together.
4. Should the release of one of the cards become necessary, the investigating deputy/detective shall follow the procedures in GOM 8.00.000.

8.02.055

PACKAGING DOCUMENTS: 05/07

1. All documents shall be photocopied prior to packaging unless there is special evidentiary value such as latent print examination.
 - Copies are to be submitted with the incident report.
2. Documents may be packaged in either a plastic sleeve or plain envelope not in a currency envelope.
3. Documents requiring fingerprinting shall be packaged in a plain envelope.
4. Any document with special evidentiary value shall be packaged separately.
5. Checks should be packaged separately.

8.02.060

EXPLOSIVES: 05/07

Explosives including fireworks shall not be transported or stored without specific direction from the Bomb Disposal Unit.

- Does not include small arms ammunition or commercial fireworks. (See GOM 8.00.000)

8.02.065

FLAMMABLE MATERIALS: 02/21

1. Deputies shall not collect, package, or transport flammable materials or chemicals of an explosive nature which includes propane tanks or other containers with gas.
2. Unidentified flammables and chemicals shall remain at the scene and a proper support agency shall be notified.
3. These units can assist in packaging or disposing of the flammable materials
 - Bomb Disposal Unit. (206) 477-6395
 - Fire Investigations Unit. (206) 263-2070

8.02.070

COMPUTERS AND OTHER DEVICES: 02/21

1. Deputies should take the following precautions when encountering a computer, smartphone or other electronic device used in a crime.
 - a. If possible NEVER ALLOW ANYONE TO TOUCH THE COMPUTER OR OTHER ELECTRONIC DEVICE.
 - b. If the computer or other electronic device is on DO NOT turn it off.
2. Deputies should secure the scene and contact Digital Forensics in the Major Crimes Unit.
3. A laptop computer that is not connected to a circuit or system may be packaged in a suitable box and placed into evidence.

8.02.075

EVIDENCE STORAGE OF CDs AND DVDs: 09/13

1. Photographic media, either film, CDs or DVDs, of photographs taken by deputies (known as generated evidence) shall be submitted to the Photo Lab for processing and storage.
2. Media that may be considered direct evidence, such as surveillance film, audio statements, video recorded interviews and photo montages shall be submitted to PMU for storage as an evidence item.

8.02.080

ALCOHOL: 03/95

1. Deputies are not required to submit alcohol containers into evidence for court purposes. Although physical evidence is beneficial it is not mandated by the courts.
2. The following list are acceptable forms of submitting alcohol into evidence.
 - a. Photograph the alcohol containers and submit the photographs into evidence.
 - b. Partially filled alcohol containers should be emptied and the container marked as to how much alcohol existed within that container.
 - c. Submit two or three unopened bottles into evidence rather than the half or full case.
 - Deputies shall dispose of the remaining alcohol containers as if they were confiscated property for immediate disposal per Department property disposal guidelines.

8.02.085

SEALING PACKAGES: 05/07

1. Packages that are submitted as evidence or for processing by the WSPCL shall be sealed with clear plastic tape or evidence tape.
 - Masking tape shall not be used.
2. All seams shall be completely sealed.
3. Deputies shall write their initials across the tape seal onto the package on both sides of the seal.
4. **Do not use staples.**

8.02.090

TRANSPORTING PACKAGED EVIDENCE: 05/07

1. For transporting purposes, several packages may be placed together in a suitable container.
 - a. Use a separate container for each case.
 - b. The container **shall not** be sealed in any manner.
 - c. The outer container shall be clearly marked with the case number and individual item numbers.

FOR FURTHER INFORMATION CONTACT THE PMU OR THE WSPCL.

8.03.000 FINGERPRINTS AS EVIDENCE

8.03.005

INTRODUCTION: 04/14

Fingerprints are perhaps the most common form of physical evidence and one of the most valuable. With the Automated Fingerprint Identification System (AFIS), latent prints can be searched and potential suspects found even if there are no witnesses to the crime. When an unknown person is identified through AFIS, the number of investigative hours is dramatically reduced.

The primary responsibility for evidence collection rests with responding deputy, detective and/or evidence specialist at the scene. It is important for responding personnel to be familiar with fingerprints and their use as physical evidence. Fingerprints are often difficult to locate, fragile and susceptible to complete destruction by an inadvertent touch. This section discusses the basic requirements for conducting a successful search for prints and includes the means of recognizing and preserving them for later analysis.

8.03.010

DEFINITION OF FINGERPRINTS: 04/14

The underside of the hands and soles of the feet contain rough, corrugated skin that is very different from the skin that covers the rest of the body. This skin is known as papillary or friction ridge skin which contains ridges that end and split to form patterns such as loops, arches, and whorls in certain areas. When friction ridge skin comes in contact with another surface, the sweat, oils and/or other substances on the surface of the skin may be transferred to that surface leaving behind an impression.

1. Impressions deposited that require development to render them visible are referred to as latent prints.
2. Visible prints contaminated with materials such as sweats, oils, blood, grease, etc. are known as patent prints.
3. Prints impressed in soft substances such as putty or clay are often referred to as plastic prints.
4. Known or inked prints are the intentional recording of an individual's friction ridge skin.

8.03.015

BASIS OF IDENTIFICATION OF FINGERPRINTS: 04/14

1. The structure and detail arrangement of an individual's friction ridge skin is complex and unique. Barring injury or disease, the arrangement of the detail will remain unchanged until after death.
2. Identification can occur when the unique details reproduced in a latent impression are compared with a known impression to determine if there is correspondence of the friction ridge detail in direction, sequence and spatial relationship.

8.03.020

LIMITATIONS OF LATENT PRINTS: 04/14

1. While latent prints can be most valuable in the course of investigative work, there are certain limitations as to what information these prints can provide.
 - a. The age of the latent print cannot be determined. However, it may be possible to estimate the age of the print in relation to certain events, such as the ability to determine the last time a surface was cleaned.
 - b. The age, sex, or race of the person who left the print cannot be determined by friction ridge analysis.

8.03.025

CONDITIONS WHICH AFFECT LATENT PRINTS: 04/14

1. The quality of latent prints is affected by conditions such as:
 - a. The type of surface that was touched.
 - b. The substance the latent is made of such as perspiration, oils, blood, etc.
 - c. Condition of the skin that left the impression.
 - d. How an item was touched.
 - e. The environmental factors that occur after a print is deposited.
2. The type and condition of the surface on which the latent print was deposited is very important.
 - a. Non-porous surfaces are smooth, hard, and non-absorbent such as glass and metals. Non-porous surfaces generally retain clean, clear latent print detail.
 - b. Porous surfaces are permeable and/or absorbent, such as paper or cardboard and can retain quality latent prints.
 - These items should be collected and submitted for chemical processing.
 - c. Heavily textured surfaces are generally less conducive for latent print evidence but prints can be found on computers, safes and material, such as sheets.

8.03.030

RESPONSIBILITY OF THE DEPUTY COLLECTING FINGERPRINTS: 04/14

1. Every effort should be made to locate and recover latent prints.
2. Gloves must be worn when processing evidence for latent prints.
 - a. The effectiveness of gloves may be reduced if they become heavily soiled or when heavy perspiration builds up on the inside of them.
 - b. It is suggested that gloves be changed when/if this occurs during processing to prevent excess powder or fingerprints from being left on an item or lift card.
3. It is important to conduct a thorough search of all surface areas with the potential of retaining finger or palm prints, in and around the crime scene, specifically:
 - a. Objects that were likely touched, such as door knobs, telephones, rearview mirrors, or seat belts should be processed.
 - b. The point of entry and exit that was used during the commission of a crime.
4. Identification can be made to a very small area of friction ridge skin (e.g. the eraser on a pencil). Regardless of the size, the print should be lifted and submitted to the Latent Print Unit for analysis. Friction ridge detail may not always be visible without the appropriate magnification and lighting available to the Latent staff.
5. Elimination prints should be taken of anyone who had legitimate access to the area and should be submitted with the case whenever possible.

8.03.035

PRINTS WHICH REQUIRE NO FURTHER DEVELOPING: 04/14

1. There are two basic types of latent prints that do not generally need additional processing.
 - a. Patent prints which are usually visible and occur when a subject's hand comes in contact with substances such as blood, ink, paint, grease, dirt, etc., and the print is transferred to another surface area.

- b. Plastic prints may be found impressed in soft substances such as putty, clay, or fresh paint.
2. Patent and plastic prints are most successfully preserved through photography. The following guideline may be used when preserving prints with photography:
 - a. The first photograph should include the case and evidence number.
 - b. The camera must be held parallel to the object being photographed.
 - c. Overall photographs of the object holding latent prints should be taken, followed by close up photographs of the latent prints themselves.
 - d. When taking a close up photograph of the latent print, be sure to fill the frame (include a scale).
 - e. A scale, preferably in centimeters, should be used whenever possible.
 - f. The scale should be the same length or longer than the item being photographed.
 - g. Place the scale on the same level and flat beside the item being photographed.
3. Film and digital media of latent prints should be submitted to the King County Photography Unit for processing. Requests for latent print examination must be sent to the King County Regional AFIS (KCRA) Latent Print Unit through the computerized AFIS Latent Evidence Request Tracking (ALERT) system.

8.03.040

METHOD OF DEVELOPING FINGERPRINTS: 04/14

1. Potential evidence should be handled by the edges and/or in a manner that avoids normal handling to prevent destruction of latent prints on the item.
2. The surface types from which latent prints can be recovered fall into three broad categories:
 - a. Non-porous surfaces are hard, smooth, and nonabsorbent (glass, tile, varnished wood, etc.). Typically, these items can be processed with black powder and a brush.
 - b. Porous surfaces are absorbent (paper, unfinished wood, cardboard, etc.). These items should be packaged and sent to the Latent Processing Lab for chemical processing.
 - c. Adhesive and non-adhesive sides of tape can be affixed inside a sheet protector or similar material and sent to the Latent Processing Lab for chemical processing.
3. To determine the surface type, it is useful to think of what would happen to a drop of water placed on the item. If the water would bead up and run off (e.g. plate glass) the surface is non-porous. If the water would soak in, as on cardboard, the surface is porous.

8.03.045

DEVELOPING PRINTS ON NONABSORBENT, HARD, SMOOTH SURFACES: 04/14

1. If a latent print is seen – preserve it for submission. Requests for latent print processing and examination should be sent to KCRA Latent Print Unit through the computerized AFIS Latent Evidence Request Tracking (ALERT) system. Latent print cards and evidence should be submitted via the King County Property Management Unit (PMU) for distribution to the Latent Print Unit. Any and all lifts taken should be submitted. The latent examiner will determine if the print has value for comparison purposes.
2. Powder Processing
 - a. The brush should be dry and clean (free of contaminants) with the exception of fingerprint powder. Wet or sticky brushes cause the powder and/or brush strands to clump. Clumped powder can destroy the print through friction. Greasy or sticky brushes should be thrown away.

- b. Collect powder on the end of the brush by lightly dipping the brush in the powder. Too much powder on a print/surface may obscure the detail and/or destroy the print.
 - c. Apply the powder to the surface by lightly brushing across the area. Continue to apply powder until good contrast/visibility is achieved.
 - d. Preserve the print by lifting (usually with tape, gel lifters, or casting material) and/or photography if available.
 - e. Magnetic powder and wands should only be used on non-metallic surfaces. Magnetic powder acts as the brush. Do not allow the end of the applicator to contact the surface of the evidence as this may obscure/destroy the latent print.
3. Tape Lifting
- a. Remove the tape from the roll in one motion and apply it to the developed print. Anchor the tape to one side and smooth it over the entire print. Make sure the tape contacts the surface completely. Bubbles or crimping of the tape can cause detail to be missed during lifting and may destroy the value of the preserved print.
 - b. Gently peel the tape from the surface by holding one edge and peeling the tape away from the item in one motion.
 - c. Apply the tape to a lift card or other backing that contrasts with the powder. Anchor the tape and smooth it to the backing. Make sure it contacts the surface completely. Bubbles and crimping of tape can cause detail to be missed during lifting and may destroy the value of the preserved print.
 - d. If available, flexible stretch tape should be used on items such as doorknobs.
4. Wet Items
- a. Allow item to air dry before attempting to powder process.
 - b. Do not attempt to brush sticky/greasy surfaces. This will likely destroy the print and the brush.

8.03.050

DEVELOPING PRINTS ON ABSORBENT, POROUS, SURFACES: 04/14

Evidence such as paper, cardboard, etc., should be handled carefully, by the edges, and placed in a container, which can be submitted to PMU for distribution to the Latent Processing Lab for chemical processing.

8.03.055

MARKING AND IDENTIFYING LATENT LIFT CARDS: 04/14

1. After a latent print is developed, lifted, and placed on a card, the card must immediately be labeled and properly identified.
2. Information recorded on the card shall include the:
 - a. Name and serial number of the lifting deputy.
 - b. Date lifted.
 - c. Incident number.
 - d. Item number.
 - e. Diagram and/or description of where the print was located on the item.
 - f. Include orientation information, such as directional arrows.
 - g. Indicate if the print was recovered from the inside or outside of the item.

8.03.060

ELIMINATION PRINTS: 04/14

1. Elimination prints should be taken of anyone who had legitimate access to the area in order to exclude them from crime related prints.
2. Elimination prints are used only for the case in question and are not added to the AFIS database or used for any other case.
3. Elimination prints can be obtained by several methods. The most common methods are:
 - a. Standard Fingerprint Card: Roll fingerprints onto a standard fingerprint card using ink or an inkless method.
 - b. Livescan: Capture fingerprints digitally with a Livescan machine.
 - c. Lift card or paper: Place rolled or flat images (four fingerprints simultaneously) onto a lift card or paper using ink or lotion. If lotion is used, the images will need to be processed with powder and covered with tape to prevent destruction.
4. Submitting elimination prints can reduce the amount of AFIS search time on a case. However additional prints may be needed if the quality of prints submitted is degraded or if the area needed for comparison is not included.
5. The elimination cards must be properly identified. Information on the card shall include:
 - a. Subjects name.
 - b. Incident number.
 - c. Deputy's name and serial number.
 - d. Date taken.
 - e. Label the card "ELIMINATION PRINTS".

8.04.000 SURRENDERING WEAPONS AND CONCEALED PISTOL LICENSES

8.04.005

INTRODUCTION: 07/15

Frequently, courts order persons to surrender weapons, primarily firearms and their concealed pistol licenses to their local Law Enforcement Agency. The order can originate from a variety of case types related to marriage dissolution, criminal domestic violence incidents or protective orders issued by the court. Also, citizens may want to voluntarily surrender weapons for any reason or weapons are turned over to the Sheriff's Office as a result of a community care function (i.e., a weapon recovered by aid personnel when a driver is transported to a hospital). This policy is intended to provide direction to Sheriff's Office personnel when dealing with persons surrendering weapons for any reason (court ordered or voluntary).

8.04.010

NORMAL PROCEDURES: 02/21

1. All surrendered firearms, regardless of where they were surrendered, shall be routed to the Property Management Unit for safe storage and future disposition.
2. Department members answering calls or receiving questions regarding the surrender of weapons should direct people to contact the Property Management Unit during normal business hours.
3. Department members answering calls or receiving questions regarding the surrender of CPLs should direct people to contact the Records Unit during normal business hours.
4. Upon a citizen request, deputies may be dispatched to pick up weapons in the field with a supervisor's approval.
5. Weapons from walk-ins at worksites equipped with secure evidence storage will be accepted by commissioned personnel.
 - a. Walk-ins at location without secure evidence storage should be referred to the nearest work location with secure evidence storage or PMU.
 - b. Patrol supervisors may direct the walk-in to setup an appointment at the work-site or PMU if there is:
 - A large number of weapons being surrendered.
 - No commissioned personnel available due to workloads.
6. Deputies may accept weapons in the field with a supervisor's approval.
7. Personnel shall not accept weapons at any King County Courthouse.
8. CPL surrenders will be accepted at any worksite (including all King County Courthouses) and forwarded to PMU.

8.04.015

RESPONSIBILITIES FOR ACCEPTING COURT ORDERED WEAPONS AND CONCEALED PISTOL LICENSES: 02/21

1. All courts ordering weapons and CPLs to be surrendered to the King County Sheriff's Office have been asked to provide proper direction to the party obligated to surrender the weapons and CPLs.
2. Personnel shall accept court ordered weapons and CPLs when there is a court order, or document watermarked "COPY" of the court order, directing the surrender of weapons to the King County Sheriff's Office.
3. Sign the *Receipt for Surrendered Weapons and Concealed Weapons License* which is provided by the person surrendering the weapons and CPL.
 - **Collect the weapons and CPL even if this receipt is not provided.**

4. Make two copies of the Receipt and Court Order for the case file and return the originals to the person surrendering the weapons and CPL.
5. If there is an associated KCSO case number present on the order, use it and write a follow-up to that case.
6. If there is no related KCSO incident report for a court order or weapons and CPL that are being surrendered, personnel shall complete an incident report and Custodial Property Summary.
 - a. The incident should be titled "Civil Problem" using an FCR of 555-E with the appropriate hazard factor.
 - b. The narrative should state: "The(se) weapon(s) and/or CPL were surrendered to the King County Sheriff's Office under (court name, cause number, and type of order) or this is a voluntary surrender for (stated reason).
 - c. The owner's full name, date of birth, home address, home phone and work phone shall be included in the report.
 - d. All surrendered weapons will be listed on a Custodial Property Summary.
 - e. A surrendered CPL should be listed on a Custodial Property Summary.
 - f. A Custodial Property Receipt should be provided to the person at time of surrender or can be mailed to them at a later time if necessary. The Custodial Property Receipt is generated from the Custodial Property Summary page in Mark43.
 - g. A copy of the Receipt and Court Order will be forwarded to the Records Unit.
 - A copy of the Receipt will also be forwarded to the Data Unit to facilitate updating the surrender field online.

8.05.000 SAFE KEEPING ONLY

8.05.005

INTRODUCTION: 05/07

If the King County Jail or any other holding facility refuses to accept an arrestee's property, deputies need to take it for safe keeping only (SKO). The purpose of this policy is to provide deputies with guidelines for handling SKO property.

8.05.010

INSPECTION OF ARRESTEE'S PROPERTY: 05/07

1. Items not accepted by the jail should be inspected by the deputy prior to booking.
 - a. Firearms, contraband or other items unacceptable by the jail shall be packaged separately.
 - b. Money, jewelry, or other items acceptable by the jail shall be removed and placed in arrestee's jail property at booking.
 - c. Biodegradable items (e.g. food) shall be disposed of in arrestee's presence, not submitted with SKO property.

8.05.015

PACKAGING: 12/14

1. Whenever possible, use the arrestee's containers to store his/her property (e.g. backpacks, suitcases, etc.) by attaching a tag, (i.e. manila tag) **not an evidence label**, with incident number, item number, arrestee's name and DOB.
2. Except for firearms, SKO items need not be itemized; merely inspected, packaged and labeled for safekeeping.
 - a. Example: one blue nylon bag containing personal affects, listed as one item.
 - b. Loose items may be placed in a container and listed as one item.
 - c. Package(s), backpacks, suitcases, etc., need to be sealed.

8.05.020

SKO FORM: 02/21

1. The SKO form, KCSO Form #A-142, is used to secure SKO property refused by jail.
 - a. Firearms shall not be listed on the SKO Form.
 - b. Firearms for safekeeping will have "Safekeeping Only" as their status when entering them in Mark43.
 - Arrestees must have a full background check by the Gun Compliance Unit before any firearm can be released back to them.
2. The incident number should be the same as that on the SUPERFORM.
3. Deputies shall have the arrestee read the completed form and sign it.
4. If an alternative format is requested, deputies shall accommodate by using one of the following:
 - a. Read the form to the arrestee.
 - b. Make an enlarged copy using the jail copier.
 - c. Use the language bank.
 - d. Point out the TDD number on the form.

5. If the arrestee refuses or is unable to sign the form the deputy should indicate so in the signature block.
6. Deputies shall distribute copies as noted on the form:
 - a. Original - submitted for approval and distribution to records.
 - b. First Copy (Yellow) - must accompany SKO property to evidence room.
 - c. Second Copy (Pink) - to arrestee at time of booking.
 - d. Third Copy (Goldenrod) - to Jail booking packet.

8.05.025

REPORTS: 02/21

1. Deputies complete an incident report.
2. Enter the SKO information into the property field.
3. Complete the Custodial Property Summary.
 - Firearms will be listed separately on the Custodial Property Summary.
4. Submit the report for approval.

8.05.030

STORING ARRESTEE SKO PROPERTY: 02/21

1. The arrestee's property should be placed into the appropriate evidence room prior to securing from duty.
2. The evidence and supply specialist shall transport the arrestee's property to the PMU on the next business day.

8.06.000 FOUND PROPERTY

8.06.005

POLICY STATEMENT: 10/15

It is the policy of the Sheriff's Office that members will screen and report found property using the criteria in RCW 63.21.050 to determine if the finder has a legal right to claim ownership of the property. The finder may claim the property if:

1. There is no reasonable suspicion that the property is evidence of a crime, and
2. The property is legal for the finder to possess, and
3. The property is not an immediate danger to the public and
4. The owner of the property cannot be identified.

8.06.010

PROCEDURES: 10/15

If found property is not one of the categories listed in #1 below and is worth 25 dollars or less, it will be left with the finder.

Finder wants to keep the property

1. If the finder wants to claim the property members shall take possession of the property when any of the following conditions apply:
 - a. The property is a firearm; or
 - b. There is reason to believe it may be evidence in a crime; or
 - c. It is illegal to possess; or
 - d. Any electronic device with memory or data storage, such as computers, phones, ipads, tablets; or
 - e. The owner is known; or
 - f. It is a motor vehicle governed under RCW 46.
2. If the property is too large or cumbersome to handle (i.e., boats, lumber, machinery, etc.), transport and storage is the finder's responsibility.
3. Members shall document the found property, except firearms, using the Found Property Report (KCSO Form A-166).
 - a. The green copy of this form must be given to finder before leaving detail, after explaining finder's rights and responsibilities if needed.
 - b. The remaining copies of report shall be submitted through normal chain of command for approval, separation and distribution.
 - c. Firearms shall be entered in an incident report.

Finder does not want to keep the property

4. If the finder does not want to claim the property and the property is worth more than 25 dollars, it is the member's responsibility to take possession and store the property.
 - a. Found property not claimed by the finder should not be taken to a private storage facility where storage fees are likely to accrue, unless there is no alternative.

- b. If a tow truck is required, the property shall be delivered and stored at the nearest and most practical King County Facility.
 - Deputies shall forward a copy of the towing/transport invoice and the yellow copy of the Found Property Report to PMU by the next working day.
- 5. If any items are taken because the finder did not want to claim the property, the member shall determine and authorize disposition of those items at the time of report if items are of little value and do not have any serial numbers or other identifying marks.
- 6. Found money and drugs will be handled in accordance with GOM 8.02.000.
- 7. If items are of value and have any serial numbers or other identifying marks, disposition should not be made by reporting deputy, the case should be forwarded for detective review.

8.06.015

REPORTS: 02/21

- 1. A Found Property Report and Incident Report will be completed on all found property.
 - A Custodial Property Summary does not need to be completed if the property is left with the finder.
- 2. An Incident Report and a Custodial Property Summary will be completed on all found property taken by a member.

8.07.000 UNCLAIMED IMPOUNDED PROPERTY

8.07.005

INTRODUCTION: 09/92

This policy is intended to assist deputies/detectives with the proper procedures when handling unclaimed impounded property from tow companies.

8.07.010

RECEIVING PERSONAL PROPERTY FROM TOW COMPANIES: 09/92

1. Deputies/detectives should accept the following items (whether evidence or not) from tow companies, which include, but not limited to:
 - a. Money.
 - b. Wallets or purses.
 - c. Bank or check books.
 - d. Bank or credit cards.
 - e. Official identification cards (i.e., driver's license, passports, etc).
 - f. Jewelry (not costume).
 - g. Firearms or other type weapon.
 - h. Contraband or controlled substances.
2. Deputies/detectives should not accept the following items (unless it has evidentiary value) from tow companies:
 - a. Auto parts and accessories, including, but not limited to:
 - Tire chains.
 - Spare tires/wheels.
 - Used auto parts and/or accessories.
 - Seat covers.
 - Fuel containers.
 - b. Refuse:
 - Trash.
 - Open alcohol containers.
 - Soiled or mildewed clothing, shoes, blankets, tarps, etc.
 - Miscellaneous unofficial papers.

8.07.015

REPORTING PROCEDURES: 02/21

1. When unclaimed impounded property has been received from a tow company, a deputy should be dispatched.
2. The deputy should:
 - a. Take custody of the property and properly package it.
 - All property shall be inventoried using a Custodial Property Summary.

- b. Complete a case report titled, "Property, Unclaimed Impound" using the FCR 329-E-0, which should contain:
- Vehicle make.
 - Vehicle model.
 - Year.
 - License number.
 - License state.
 - Vehicle identification number.
 - Color.
 - Location of vehicle impound.
- If the vehicle was originally a King County impound, the original case number should be cross-referenced in the report.
- c. Use a separate case report and Custodial Property Summary for each vehicle involved.
- d. Give a copy of the Custodial Property Receipt to the tow company. Fax or email this to them if unable to print on scene.

8.08.000 EQUIPMENT FAILURES, REPORTING OF

8.08.005

POLICY STATEMENT: 06/92

It is department policy to establish guidelines for reporting equipment failures so that necessary action can be taken. Department members shall comply with the following guidelines:

8.08.010

REPORT REQUIREMENTS: 06/92

1. Equipment failures shall be reported as they occur.
2. Department members shall submit a written report on any equipment failure, malfunction, or deficiency to the unit responsible for either maintaining or issuing that equipment, via chain of command.
3. Reports shall be submitted in a timely manner and should include:
 - a. The nature, circumstances and consequences of the equipment failure.
 - b. Identifying data such as:
 - Manufacturer.
 - Serial number.
 - Equipment number.
 - Model.
 - Inventory number (KC or KCSO).
 - Other pertinent information.
4. Any report(s) showing a pattern of deficiencies shall be forwarded by the reporting party to the Property Management Unit (PMU).

8.08.015

TYPES OF FAILURE REPORTS: 07/99

Specific types of failure reports shall be documented in an Officer's Report unless otherwise directed.

1. **Weapons and Ammunition:**
 - a. Malfunctions of department and personally owned duty weapons should be reported to the Department Armorer.
 - The PMU shall keep the Firearms and Equipment Review Board aware of any weapon problem or malfunction pattern.
 - b. Malfunction or misfire of department issued ammunition shall be reported to the Department Armorer. Submit the:
 - Expended cartridges.
 - Remaining ammunition.
 - Label listing the lot number.

2. Motor Vehicles and Equipment:

- a. Routine defects, service, or maintenance needs shall be reported on a "Motor Pool Repair Request Form."
- b. Unusual failures, deficiencies, safety related problems, or recommendations for different or additional equipment should be reported in writing to the PMU ("Attention: Fleet Control Supervisor").

3. Uniform Apparel:

- a. Reports on deficiencies shall be directed to the PMU ("Attention: Quartermaster").
- b. Recommendations for new or additional uniform items shall be made to the Firearms and Equipment Review Board with a copy to the PMU.

4. Photographic Equipment:

- Reports shall be directed to the Photographic Lab.

5. BAC Verifier Datamaster:

- a. Call the State Toxicologist via Washington State Patrol to report failures.
- b. The phone number is posted with the BAC.

6. Crime Scene Processing Equipment:

- Shall be reported to either the PMU or the Identification Unit, whichever is applicable.

7. Office Supplies:

- Evidence handling supplies and other expendable supply items shall be reported to the PMU.

8. Other Equipment:

- Shall be reported to the issuing unit.

8.09.000 DEPARTMENT PROPERTY CONTROL PROGRAM

8.09.005

POLICY STATEMENT: 10/09

It is the Sheriff's Office policy to establish uniform procedures for property control and the reporting of corrections, losses, and changes to County owned property. Department property and equipment shall be maintained in a state of operational readiness.

8.09.010

PROPERTY CONTROL RESPONSIBILITIES: 01/11**Division Commanders shall:**

Ensure the complete and accurate inventory of all department property following Property Management Unit (PMU) guidelines.

PMU shall:

1. Ensure the accuracy of inventory for all property held by the department.
2. Ensure that all inventories have been tagged with the appropriate inventory tag.
3. Coordinate inventories as needed or required within the department.
 - Upon request, provide copies to supervisors.
4. Maintain records and furnish appropriate updated inventory information to Facilities Management regarding changes of property status.
5. Keep the Undersheriff and the Commander of Technical Services Division informed of all reports concerning lost, stolen, unaccounted for, or damaged property over five hundred (500) dollars.

Section or Unit Supervisors shall:

1. Be responsible for the up-to-date inventory, location, and maintain the condition of all assigned property and equipment in a state of operational readiness which includes care and cleaning, preventative maintenance and repair.
 - Property and equipment should be inspected, by unit supervisors at regular intervals to ensure operational readiness
2. Submit a Department Memorandum (KCSO Form #A-118) to the PMU, via chain of command, regarding:
 - a. Damage to any property requiring extensive repair or replacement.
 - b. Any items lost, stolen, or unaccounted for.
 - All thefts shall be reported and a copy of the incident report attached to the memorandum.

3. Maintain a current copy of the "**KC**" and "**KCSO**" inventory lists of all property assigned to that unit.
 - Copies of subsequent transfer documents regarding any equipment shall be retained with the current inventory list to provide an up-to-date record.
4. Conduct periodic inventories of property assigned to their section or unit.
 - a. The PMU, upon request, shall provide a printout of all property assigned to the unit(s).
 - b. The original shall be verified, signed, and dated by the supervisor and returned to the PMU.
 - c. A duplicate copy should be retained by the supervisor.
 - d. Report any inventory currently under their control that is not listed.
5. Maintain records of items checked out from their unit.
 - Equipment Issue/Return Record (KCSO Form #E-128) shall be used for this purpose, if appropriate.
6. Upon change of assignment, inventory all property under their control with the relieving supervisor.
 - Advise the PMU in writing of any discrepancies or corrections.

Department Members shall:

1. Notify the issuing supervisor when items are inoperative, damaged, or requiring repair.
2. Report thefts or losses immediately to the appropriate supervisor.

8.09.015

EQUIPMENT TAGS: 04/10

All County or department equipment shall be marked with an inventory tag showing that it is property of King County.

1. **KC numbers:**
County inventory tag with "**KING COUNTY**" or "**KC**" initials and a six (6) digit number:
 - a. Items costing over five thousand (5,000) dollars.
 - b. All firearms.
 - c. 2 way radio equipment.
 - d. Other miscellaneous equipment deemed appropriate.
2. **KCSO numbers:**
Department inventory tag with the department "**Star**" logo and a six (6) digit number:
 - a. Equipment costing less than five thousand (5,000) dollars.
 - b. Typewriters.
 - c. Pagers.
 - d. Other miscellaneous equipment deemed appropriate.
3. **Property of King County:**
Department inventory tag reading "**Property of King County**" without a number.
 - Equipment of insignificant value.

8.09.020

WORN, DAMAGED, OR NO LONGER NEEDED PROPERTY: 11/94

1. Any item that has been worn out, damaged, or is no longer needed shall be returned to the PMU for proper disposal.
 - a. The PMU shall be contacted before returning items for disposition.
 - b. Items that have established maintenance contracts or facilities available for repair (i.e., portable radios, typewriters, etc.) are exempt.
2. All items sent to the PMU shall be accompanied with either an Officers Report or Department Memorandum describing the item (make, model, serial #, KC #, etc.) and the malfunction or damage and how it occurred.
3. The PMU shall coordinate the necessary repair or replacement.

8.09.025

REPORT REQUIREMENTS: 11/94

1. All reports of items lost, stolen, damaged, no longer needed, or unaccounted for shall consist of the:
 - a. Item description.
 - b. Model.
 - c. Serial number.
 - d. Inventory number.
 - Specify type of inventory tag, **KC** or **KCSO**.
 - Inventory without a number shall be listed as **"NI"** in the reports when reference is made to the inventory number.
 - e. Department assigned.
 - Location by Division, Section, or Unit.
2. All reports shall be sent to the Property Management Unit.
 - Include a copy of an incident report if one was completed.

8.09.030

ITEMS REQUIRING PROPERTY CONTROL: 06/92

1. Any item purchased over five hundred (500) dollars or bearing a department inventory tag requires property control.
2. Department and County owned items shall be returned to Facilities Management via the PMU for disposal when no longer needed or serviceable.
3. The following items shall be accounted for on separate inventory lists:
 - a. Portable radios and chargers.
 - b. Pagers and chargers.
 - c. Photographic equipment.
 - d. Mobile radios.
 - e. Quartermaster System items (i.e., shotguns, handguns, etc.).
 - Inventory records for these items are maintained by the PMU or Photo Lab.

4. If any of these items are transferred from one unit or section to another, the PMU or Photo Lab shall receive a copy of the signed transfer documents. Use:
 - a. Equipment Issue/Return Record; or
 - b. Department Memorandum.
5. During periodic inventories, separate inventory lists shall be provided for items assigned to individual units.
 - a. These forms shall be completely filled out.
 - b. These lists shall then be verified against Master Issue Records maintained by the PMU or Photo Lab.
6. Individuals shall be responsible for all items issued to them from the Quartermaster.

8.09.035

SURPLUS PROPERTY REQUESTS: 06/92

Requests regarding the availability of used or surplus County property (i.e., desks, lockers, filing cabinets, office machines, etc.) shall be sent to the PMU.

The PMU shall:

1. Advise the requestor of the availability of items from:
 - a. Department surplus storage; or
 - b. Facilities Management; or
 - c. Other agencies.
2. Depending on the type of items requested:
 - a. Fill the request from available equipment; or
 - b. Refer the requestor directly to Facilities Management to obtain the requested item; or
 - c. Require the requestor to submit a Department Memorandum for the item(s) (i.e., "KC" or "KCP" numbered items) via chain of command.

The Requestor shall:

1. Have prior approval from the Section/Precinct Commander.
2. Contact the PMU to fill requests.
 - a. If a surplus item meets the requestor's requirements, reserve it with Facilities Management.
 - b. Contact the PMU so that proper transfer documentation can be completed.

8.09.040

CONVERSION OF UNCLAIMED PROPERTY TO OFFICIAL USE: 01/11

RCW 63.40 allows the conversion of unclaimed property to law enforcement use or trade with bonafide dealers of law enforcement equipment.

1. The Undersheriff or designee shall approve all items, in writing, before conversion or offering them for trade.

2. Examples of property appropriate for conversion or trade include:
 - a. Photographic equipment.
 - b. Office equipment.
 - c. Firearms.
 - d. Power tools.
 - e. Recording equipment.
 - f. Computer equipment.

8.09.045

PROCEDURES FOR CONVERTING OR TRADING UNCLAIMED PROPERTY: 06/92

1. All items are automatically reviewed by the PMU.
2. Selected items are then issued to the unit responsible for disposition, such as:
 - a. Photographic equipment - Photo Lab.
 - b. Computer equipment - Computer Resource Center.
 - c. Firearms – PMU.
 - d. Cellular phones - PMU.
 - All requests shall be made to the appropriate unit.
3. Department members may request that a specific item be converted and assigned to their unit by submitting a Department Memorandum, via chain of command, to the PMU.
4. The unit that obtains the item shall have a priority for its use if converted.
 - There must be a reasonable need for its use.
5. The PMU shall:
 - a. Initiate the paperwork to obtain approval.
 - b. Tag the item with the appropriate department inventory tag.

8.10.000 NARCOTIC TRAINING AIDS

8.10.005

INTRODUCTION: 11/11

The use of narcotic training aids requires special handling procedures. This policy is intended to assist Sheriff's Office members in requesting and obtaining narcotic training aids.

8.10.010

GENERAL GUIDELINES: 05/16

1. All narcotic training aids will be obtained through the KCSO Property Management Unit (PMU) by a written request. The written request shall list:
 - a. The need for the narcotics training aids.
 - b. The type of narcotics needed.
 - c. The amount/weight of narcotics being requested.
2. The request must be approved from a captain or above from the unit requesting the narcotics.
3. When checked out all narcotics shall be weighed and field tested by the receiving unit supervisor and another member of the unit.
 - PMU will create, package and release the narcotics per their SOP.
4. The narcotics shall be checked out, handled and stored in compliance of Sheriff's Office units SOPs.
5. The unit supervisor shall audit the training aids, at a minimum twice a year and document the audit.
6. Narcotic training aids should be returned to PMU every twelve (12) months and a new supply obtained provided a fresh supply of narcotics is available.
7. When returning the training aids to PMU all narcotics shall be weighed and field tested by the returning unit supervisor and another member of the unit.
 - It is understood that some loss of weight of each training aid may occur as the narcotics dry or age.
8. The PMU shall dispose of the narcotic training aids per their policy.

8.11.000 OUT OF CUSTODY DNA COLLECTION

8.11.005

POLICY STATEMENT: 12/19

It is the policy of the Sheriff's Office to establish procedures for DNA collection in compliance with RCW 43.43.754. RCW 43.43.754 directs responsibility to local police departments and sheriff's offices to collect biological samples from every out-of-custody adult or juvenile convicted of felonies and select gross misdemeanor/misdemeanor crimes for use and testing in the Washington State Patrol DNA identification system. Included in this policy are guidelines to ensure there is training, and that procedures are followed in the collection and submittal of the samples.

The gross misdemeanor/misdemeanor criminal convictions requiring DNA collection include:

- Assault in the fourth degree where domestic violence as defined in RCW [9.94A.030](#) was pleaded and proven (RCW [9A.36.041](#), [9.94A.030](#));
- Assault in the fourth degree with sexual motivation (RCW [9A.36.041](#), [9.94A.835](#));
- Communication with a minor for immoral purposes (RCW [9.68A.090](#));
- Custodial sexual misconduct in the second degree (RCW [9A.44.170](#));
- Failure to register (*RCW [9A.44.130](#) for persons convicted on or before June 10, 2010, and RCW [9A.44.132](#) for persons convicted after June 10, 2010);
- Harassment (RCW [9A.46.020](#));
- Patronizing a prostitute (RCW [9A.88.110](#));
- Sexual misconduct with a minor in the second degree (RCW [9A.44.096](#));
- Stalking (RCW [9A.46.110](#));
- Violation of a sexual assault protection order granted under chapter [7.90](#) RCW
- Any adult or juvenile individual who is required to register under RCW [9A.44.130](#).

8.11.010

DEFINITIONS: 12/19

For the purposes of this policy:

“**CODIS**” means the Combined DNA Index System

“**DNA samples**” means cheek swabs taken from both sides of the offender's mouth.

“**WSPCL**” means the Washington State Patrol Crime Lab

8.11.015

TRAINING: 12/19

On-line video training for DNA sample collection procedures shall be provided to all KCSO deputies, detectives, sergeants and court marshals. The training provides step-by-step directions on how to obtain and submit the samples. The WSPCL video training can be accessed through:

<https://www.youtube.com/watch?v=hzaBtMRwU1o&feature=youtu.be>

- **The video training is required prior to taking DNA samples.**

Additional training and information is available in the following WSPCL PowerPoint presentation:
http://www.wsp.wa.gov/forensics/docs/crimelab/conv_off_dna_ppt.pdf

8.11.020

COLLECTION OF DNA SAMPLES: 12/19

When offenders visit our Sheriff's Office precincts and contract agency police stations in compliance with RCW 43.43.754, the deputies, detectives or sergeants who are available at those locations are responsible for taking thumbprints and obtaining DNA samples. Sample collection kits will be available in front offices.

1. Marshals are expected to obtain samples when contacted by offenders leaving the district courts.
2. Members are not expected to obtain samples while in the field, and they will not be called into a worksite for this purpose. They will refer the individual to the nearest KCSO worksite, contract police station or other police agency.
 - Offenders should have their court document ordering the collection, or at a minimum the case number.
 - The case number allows WSPCL to verify the conviction for CODIS database entry without having to call the submitting agency.
 - Not all contract police stations will have KCSO staff available during business hours to provide this service.
 - Judges may direct offenders to contact marshals for this service.

8.11.025

COLLECTION PROCEDURES: 12/19

KCSO members shall follow the procedures outlined in the WSPCL video and PowerPoint. Members shall take thumbprints of the offender and then collect DNA samples. Samples shall then be mailed to WSPCL.

9.00.000 VEHICLE OPERATIONS

9.00.005

POLICY STATEMENT: 06/08

It is the policy of the Sheriff's Office to always have its members drive safely and comply with RCW Title 46. Deputies shall have the duty to drive with due regard for the safety of all persons. Emergency driving and pursuit driving, obviously present risks to deputies and to the public. The Sheriff's Office recognizes this and has drafted comprehensive written directives that balance the need to respond to public safety situations expeditiously against the potential risks of emergency driving. No one can dictate in advance exactly how a deputy should appropriately respond due to the great diversity of situations which may present themselves. Therefore, deputies must carefully consider the circumstances confronting them and be prepared to weigh the risks of a situation against the nature and urgency of the police situation being confronted. Furthermore, no duty is so important and no call so urgent that deputies cannot proceed with caution and arrive safely.

9.00.010

POLICY INTENT: 06/08

The intent of this policy is to encourage deputies to be:

1. Prudent when deciding whether or not to respond to a detail via Code 1, 2, or 3.
 - a. It is apparent that deputies interpret calls for service differently. Therefore, the Sheriff's Office established some general guidelines to institute uniformity in response.
 - The guidelines are not all inclusive and there is still room for discretion under an unforeseen set of circumstances.
 - b. Supervisors shall closely monitor, control, and modify code responses if needed.
2. Selective when deciding whether or not to pursue fleeing motorists.
 - a. It is clearly recognized that people who try to flee from police are not always doing so based solely on a traffic infraction. However, if a deputy cannot articulate beyond **what is known at the time**, the justification for continued pursuit will probably receive an unfavorable review.
 - b. Supervisors shall monitor, control, and oversee pursuits.
3. Able to recognize personal and environmental limitations.
 - a. Each deputy must make an honest, logical, and on-going assessment of personal skill level and the environmental surroundings when engaged in emergency driving.
 - b. The standard of care that each deputy exercises when engaged in an emergency driving situation will not necessarily be evaluated by the end result of the situation, but more on an overall perspective.

9.00.015

GENERAL DEFINITIONS: 05/16

For purposes of this policy:

"Code 1" means driving in an ordinary and safe manner according to state law and without the use of emergency equipment.

"Code 2" means driving in an expeditious but safe manner according to state law and with the use of emergency lights and siren* whenever exceeding the speed limit or when necessary to request the right of way privileges granted to emergency vehicles under RCW Title 46, when responding to a situation that is believed to be in-progress, but not a life-threatening or serious bodily injury incident.

*RCW Title 46 requires, at a minimum, the use of emergency lights when exceeding the speed limit or when requesting the right of way privileges granted to emergency vehicles. It also requires the use of audible signals when necessary to warn others of the emergency nature of the situation.

- Both lights and sirens shall be used when:
 - Approaching and clearing intersections.
 - Requesting other traffic to relinquish the right of way to your emergency vehicle.

"Code 3" means driving in a more expeditious but safe manner according to state law with continuous use of emergency lights and siren when responding to a situation that is believed to be either an immediate life-threatening or serious bodily injury incident, or when involved in a vehicular pursuit according to GOM 9.02.000.

"Escorting" means driving Sheriff's Office vehicle(s) with the use of emergency equipment to accompany non-Sheriff's Office vehicle(s) to guide its passengers.

"Police vehicle, Fully-marked" means a motor vehicle equipped with an overhead or interior emergency light bar(s), siren, police markings and symbols of this Sheriff's Office.

"Unit" means a deputy(s) in a Sheriff's Office vehicle.

"Vehicle, Sheriff's Office" means any vehicle, including, motorcycles, owned, rented, leased, or otherwise appropriated for the official use of this Sheriff's Office that may or may not be equipped with either emergency lights or siren.

"Vehicle, Non-Sheriff's Office" means any privately owned, rented, or leased vehicle

9.00.020

SEAT BELTS, USE OF: 02/10

Anyone riding in a Sheriff's Office vehicle shall be required to wear a seat belt complying with RCW 46.61.688.

1. Seat belts shall be worn in the manner for which they are designed.
2. Prisoners shall be seat belted according to (WAC 204-41-030).
 - a. It is intended that all prisoners being transported in a passenger style patrol vehicle wear a seat belt.
 - If there is a deputy safety issue with the prisoner (i.e. the prisoner is combative), the deputy has the option not to seat belt the prisoner.
 - b. Prisoners being transported in the front seat of a patrol vehicle should be seat belted.

9.00.025

CITIZEN ASSISTS/DISABLED VEHICLES: 06/91

When assisting citizens with disabled vehicles, the following guidelines shall apply:

1. Towing with a Sheriff's Office vehicle shall be prohibited unless equipped for towing.
2. Only Sheriff's Office vehicles equipped with "push-bars" shall be allowed to push another vehicle.

9.00.030

HAZARDS TO THE PUBLIC: 12/09

1. When driving a Sheriff's Office vehicle deputies should be alert for defects, damage or obstructions to any roadways, sidewalks, parking strips, etc. that are dangerous to the public, such as:
 - a. Traffic control lights out or obscured.
 - b. Traffic signs down, damaged or obscured.
 - c. Overhanging trees, etc.
 - d. Sink holes.
2. Deputies discovering hazards shall take action as soon as practical by notifying the Communication Center of the nature of the hazard.
3. If the hazard poses an immediate danger to the public, the deputy with available resources shall safely maintain vehicle and pedestrian traffic control until the danger has been rendered safe.

9.00.035

ESCORTS: 02/15

Escorting non-Sheriff's Office vehicles shall be prohibited except with prior approval by the Sheriff.

9.00.040

TRANSPORTING NON-SHERIFF'S OFFICE MEMBERS: 07/17

Sheriff's Office vehicles shall not be used for transporting non-Sheriff's Office members, unless in the performance of official duties, or if approved by a supervisor.

1. **"Ride-Along"** means riding in a patrol, detective or any other Sheriff's Office vehicle or craft for the purpose of observing calls for service, routine patrol function, or any other police related function.
2. Prior to transporting a non-Sheriff's Office member, the Sheriff's Office must have a signed Hold Harmless Agreement (KCSO Form A-107) and a completed Triple I, unless such transport is the performance of official duties.
 - a. See GOM 15.05.035 for completing Triple I reports.
 - b. Hold Harmless Agreements, written approvals and Triple I reports shall be maintained at the Precinct/Section level for a period of three (3) years.
3. All ride-alongs must be approved by the on-duty sergeant at least twenty four (24) hours in advance of the requested ride.
 - The sergeant approving the ride will make a notation on the daily schedule/roster that a deputy has a civilian rider.
4. Deputies have the right to refuse the request to have a rider in their vehicle.
5. Nothing in this policy affects the ability of a deputy to transport their children, regardless of age, to and from school in a police vehicle as approved on a case-by-case basis, or to transport civilian members or other family members for a ceremony such as a promotion or funeral.
6. Family members as riders, in the interest of education and understanding of our job, immediate family members shall be able to ride with the following restrictions:
 - a. Immediate family members include persons related by blood or marriage to a deputy as follows: grandparent, parent, spouse, child including legally adopted child or step child who is sixteen (16) years of age or older, sibling, grandchild and any persons whose financial or physical care the employee is principally responsible including domestic partners as defined by King County Code.

- b. All immediate family members must be sixteen (16) years or older and possess valid identification.
 - c. Family members will ride with a deputy not related to them during ride-alongs.
 - d. The sergeant approving the ride will insure that the family member in question meets the definition of immediate family member by asking the relationship to be defined by the deputy on the Hold Harmless Agreement.
 - e. The sergeant approving will ensure a Triple I has been completed, and obtain and attach a copy of the family member's identification to the Hold Harmless Agreement and forward them to the operations captain.
7. Student job-shadow riders:
- a. Students attending a high school or greater will be allowed to ride in a job-shadow status for educational purposes. Student sixteen (16) years old will be allowed to ride and valid identification is required.
 - Students under sixteen (16) years old are not allowed to ride.
 - No student that has a suspended or revoked license will be allowed to ride.
 - b. The sergeant approving will ensure a Triple I has been completed, obtain and attach a copy of the student's identification to the Hold Harmless Agreement and forward them to the operations captain.
8. Potential deputy candidate riders:
- a. Anyone wishing to ride in this category must have submitted an application for hire with this agency and passed a Triple I check.
 - No riders will be allowed to ride that have a suspended, revoked license or have an outstanding or recently cleared warrant.
 - b. Deputy candidates will coordinate with Human Resources or the recruiter if interested in a ride-along.
 - c. HR or the recruiter will complete a Triple I check.
 - d. When this is satisfied an email can be sent to a sergeant regarding the request to ride.
 - e. The sergeant receiving the email request to ride will contact the interested candidate and set a time for the ride.
 - f. The sergeant will insure that a Hold Harmless Agreement and Triple I have been completed and forwarded to the operations captain.
9. Citizen Academy Riders:
- a. Any person attending or who has successfully completed a Citizen's Academy sponsored by KCSO or any of the Contract Cities may be eligible to ride within the Precinct area that the Academy took place.
 - b. It will be the responsibility of the Contract City or Precinct hosting the academy to insure a Hold Harmless Agreement and a Triple I check has been completed on each candidate.
 - c. The sergeant approving the ride-along will forward the Hold Harmless Agreement to the operations captain.
10. Explorer riders will follow section 6.00.000 of the Explorer Manual for ride-alongs.
11. Deputies providing the ride-along shall make every reasonable effort to keep the rider in a safe position.
- a. Riders should remain in vehicles or directed by the deputy to a safe position if possible.
 - b. Riders shall not be allowed in scenes before they are secure from danger.
 - c. Riders shall not enter a crime scene that is under investigation.
 - d. Riders shall not operate the patrol vehicle unless exigent circumstances of safety arise.

12. If a deputy drops the rider at a location for any reason, the location will be announced on the air, and the rider picked up as soon as possible by the next available unit.
13. Riders will not be allowed to carry a firearm unless they are a commissioned law enforcement officer with their badge and ID on their person and must wear a ballistic vest.
14. Riders should be briefed on emergency radio procedure and how to use the microphone.
 - With the exception of explorers, riders will not use the radio except in the event of an emergency.
15. A captain or above has the authority to authorize a ride for a person or persons not listed in the above categories and are subject to the same background check and hold harmless agreement as in number 2 above. Examples of such rides might be:
 - a. Members of the media.
 - b. Television production shows such as "COPS".
 - c. Council members, etc.
16. The on-duty sergeant and/or the deputy conducting the ride-along have the ability to terminate the ride, at any time, for any reason.

9.00.045

TRANSPORTING SICK OR INJURED PERSONS/ANIMALS: 05/13

1. Transporting persons who are sick, injured, or mentally ill and do not qualify for the Crisis Solution Center, shall be prohibited except in a life-threatening emergency.
 - a. When practical, notify the on-duty field supervisor of the emergency transport.
 - b. Mentally ill persons, who do not qualify for the Crisis Solution Center, should be transported by ambulance.
 - c. Prisoners with minor injuries may be transported with supervisor approval.
2. Transporting a sick or injured animal is prohibited.
 - K-9 dogs are exempt.

9.00.050

BLOOD RUNS: 02/12

1. Blood runs are authorized if, in the opinion of a paramedic or medical physician, a person has suffered or may suffer a life-threatening blood loss.
2. All blood runs shall have the prior approval of the on-duty field supervisor and should be conducted with routine driving.

9.00.055

CODE RESPONSE SELECTION: 02/12

Deputies shall select the type of code response and immediately advise radio if other than Code 1 response.

1. Deputies should modify the code response to changing situations and shall advise radio of any code response change.
2. The field supervisor may modify any unit's code response mode.
3. Reserve deputies may engage in Code 2 and Code 3 driving if they have passed EVOC training.
 - Reserve deputies shall not engage in any pursuit as defined in GOM 9.01.015

9.00.060

CODE RESPONSE CLASSIFICATION: 11/94

The following classifications are illustrative and not exclusive.

Code 3 Response:

Code 3 is generally authorized in a situation that is believed to be in-progress and either an immediate life-threatening or serious bodily injury incident, such as:

1. Help the deputy calls (10-33).
2. It is reasonably believed that the suspect is in the immediate area of the incident scene and it is reasonably believed that the incident involves:
 - a. Armed Robbery.
 - b. Arson/Bombing.
 - c. Assaults (felony).
 - d. Burglary (occupied).
 - e. Homicide.
 - f. Kidnapping.
 - g. Rape.
3. Hostage situations (uncontained).
4. Serious medical emergency incident and medical aid not on scene.
 - Includes injury accidents.
5. Vehicular pursuits as defined in GOM 9.01.000.

Code 2 Response:

Code 2 is generally authorized in a situation that is believed to be in-progress, but not a life-threatening or serious bodily injury incident, such as:

1. It is reasonably believed that the suspect is in the immediate area of the incident scene and it is reasonably believed that the incident involves:
 - a. Assault calls:
 - Domestic Violence with a physical assault.
 - Citizen arrest where suspect is resisting.
 - b. Burglary (unoccupied).
 - c. Custodial Interference.
 - d. Escape from custody.
 - e. Malicious Harassment.
 - f. Robbery (strong arm).
 - g. Theft.
 - h. Violent destruction of property.
2. Accident (non-injury **and** blocking).
3. K-9 response to a track.
4. 911 (open line, unknown circumstances).
5. Silent alarms (unless confirmed false or reasonably believed to be false).

Code 1 Response:

1. Circumstances generally not amounting to Code 3 or 2 shall be a Code 1 response.
2. Audible commercial and residential alarms shall be a Code 1 response.

9.00.065

FIRST DEPUTY AT SCENE: 06/91

It shall be the responsibility of the first deputy at the scene of any multiple unit response to notify the radio dispatcher as soon as possible of:

1. The incident status.
2. The need for additional units.
 - a. The urgency of response for additional units.
 - b. **Responding units shall modify their code response accordingly.**

9.00.070

FIELD SUPERVISOR: 06/91

The on-duty field supervisor shall:

1. Assume control of field units code responses.
2. Modify code responses as appropriate.
3. Ensure policy compliance.
4. Provide counseling, training, or recommend discipline when necessary.

9.00.075

USE OF EMERGENCY EQUIPMENT: 05/16

1. Emergency Lights are:
 - a. Used to signal other users of the roadway that emergency conditions exist and the right-of-way should be relinquished to the patrol vehicle.
 - b. Utilized in the following circumstances:
 - When driving Code 2 or Code 3.
 - When stopping traffic violators.
 - When a patrol vehicle is parked/stopped on the roadway.
 - When assisting motorist parked/stopped in hazardous locations.
 - When on fixed or roving perimeter.
2. The Siren:
 - a. Is used when driving Code 2 when it is necessary to warn others of the emergency nature of the situation, when approaching or clearing intersections, or requesting other traffic to relinquish the right of way.
 - b. Is used continuously when driving Code 3.
 - c. May be used to signal violators to stop when other means of attracting the violator's attention have failed.
 - d. May be used when on perimeter and attempting to get a suspect to go to ground.

9.00.080

VEHICLE IDLING: 05/16

1. A Sheriff's Office vehicle may have an engine idle limiter installed.
2. The limiter is designed to save fuel by limiting the time that the engine is permitted to remain idling when the vehicle is parked.
3. The limiter is also designed to restart the vehicle if the vehicle's battery runs low.
4. Members driving a vehicle with a limiter installed shall not in any way disable the idle limiter.

9.01.000 PURSUIT OF MOTOR VEHICLES

9.01.005

POLICY STATEMENT: 07/21

A law enforcement deputy has the authority at all times to attempt to stop any vehicle operator suspected of violating a traffic offense or the law. It is the Sheriff's Office policy to fulfill its legal responsibility to apprehend offenders while also recognizing the danger to the community created by a person fleeing the police while operating a vehicle. It is the policy of the KCSO that all deputies who engage in a vehicle pursuit weigh the seriousness of the offense/violation of law against the potential danger to the community caused by the fleeing person and the need to immediately apprehend the fleeing suspect. Any decision to enter into a pursuit must be continually evaluated by the deputy and supervisors while keeping this policy and procedures in mind. **When a deputy evaluates whether to initiate and/or continue a pursuit, they must engage in the Risk Hazard Analysis outlined in this policy.** If a deputy undertakes a pursuit, they will be held to the duty to drive with due regard for the safety of all persons as set forth in RCW 46.61.035. The requirements of GOM 9.00.075, regarding the use of emergency lights and siren are applicable at all times.

9.01.010

GENERAL DEFINITIONS: 07/21

For purposes of this policy:

"Attempting to elude a police vehicle" is defined in RCW 46.61.024 as: Any driver of a motor vehicle who willfully fails or refuses to immediately bring their vehicle to a stop and who drives their vehicle in a reckless manner while attempting to elude a pursuing police vehicle, after being given a visual or audible signal to bring the vehicle to a stop, shall be guilty of a class C felony. The signal given by the police officer may be by hand, voice, emergency light, or siren. The officer giving such a signal shall be in uniform and the vehicle shall be equipped with lights and sirens.

"Caravanning" means more than three (3) police vehicles in single file pursuing an eluding vehicle.

"Eluding, No Pursuit" means that a Deputy does not initiate a pursuit on a vehicle attempting to elude.

"Escape route" means an obvious and unobstructed pathway that is large enough to allow the opportunity for safe passage of vehicle(s).

"Hollow spike" means a sharpened cylindrical hollow tube engineered to act as a valve to deflate tires without a blowout.

"Imminent Threat of Serious Physical Injury or Death" means that, based on the totality of the circumstances, it is objectively reasonable to believe that a person has the present and apparent ability, opportunity, and intent to immediately cause death or serious bodily injury to the peace officer or another person.

"Legal Intervention" means tactic(s) which are considered a use of force and in some cases, deadly force, and are used to stop a vehicle that poses an immediate danger to persons or property if not stopped, or keep a vehicle that is stopped from moving and becoming a danger to persons or property using devices or a police vehicle(s) that may include an intentional or planned collision (i.e., PIT maneuver, ramming or roadblock). A legal intervention may be appropriate to preempt or prevent a pursuit.

"Necessary" (legal intervention deadly force): means that, under the totality of the circumstances, a reasonably effective alternative to the use of deadly force does not exist, and that the amount of force used was a reasonable and proportional response to the threat posed to the officer and others.

"Paralleling" means a support unit flanking an eluding vehicle by using a route other than the main pursuit route.

"Police motorcycle, fully-marked" means a two-wheeled motor vehicle equipped with front and rear emergency lights, siren, police markings and symbols of the Sheriff's Office.

"Police vehicle, fully-marked" means a motor vehicle equipped with an overhead or interior emergency light bar(s), siren, police markings and symbols of the Sheriff's Office.

"Police vehicle, fully-marked pursuit-rated" means a motor vehicle equipped with an overhead or interior emergency light bar(s), siren, police markings and symbols of the Sheriff's Office and is rated a pursuit vehicle by the vehicle's manufacturer.

"Precision Immobilization Technique (PIT)" means a forced rotational vehicle stop of any vehicle.

"Pursuing unit, Primary" means either the police vehicle initiating a pursuit or the first police vehicle behind an eluding vehicle.

"Pursuing unit, secondary" means the second police vehicle to join the pursuit behind the primary unit.

"Pursuing unit, additional secondary" means the third police vehicle to join the pursuit behind the primary pursuing unit.

"Pursuit supervisor" means the acting, provisional, probationary, or permanent supervisor who supervises a pursuit.

"Ramming" means striking an eluding vehicle with a police vehicle to stop the eluding vehicle. Ramming a vehicle may be considered deadly force.

"Rat Trap TM" means a pocket size tire deflator, containing several hollow spikes, designed to be placed adjacent to the tire of a stationary vehicle to cause the puncturing of the tire if the vehicle is moved and preventing the vehicle from fleeing.

"Roadblock" means a barricade or other obstruction of a public or private way set up to stop or prevent the escape of an eluding vehicle.

"Roadblock, fixed" means blocking a public or private way to the extent that no "escape route" remains. A fixed roadblock may be considered deadly force.

"Roadblock, moving (boxing-in)" means surrounding an eluding vehicle with two or more police vehicles that are then slowed to a stop with the eluding vehicle. A moving roadblock may be considered deadly force.

"Safe distance" means sufficient space between two or more vehicles that is reasonable and prudent to avoid an unplanned collision.

"Safe height" means sufficient altitude that is reasonable and prudent.

"Spike strip" means a device, containing several hollow spikes, which may be deployed on or across a roadway in front of a fleeing vehicle to puncture its tires causing the tires to deflate at a safe and controlled rate. Some common brands are Stop Stick, Stinger and Spike Devil.

"Support unit" means other police vehicle(s) not the primary or secondary unit who assists in the possible apprehension of eluding suspect(s) or assists upon pursuit termination.

"Terminate pursuit" means that all pursuing units will return to "code one" and all emergency equipment is turned off. (This does not preclude the supervisor from ordering the involved deputies to pull over and stop).

"Unit" means a deputy(s) in a Sheriff's Office vehicle.

"Unwilling participant" means a passenger in a pursued vehicle who, at the time, does not want to be in that vehicle but cannot safely extricate themselves from the situation.

"**Vehicle, Sheriff's Office**" means any vehicle owned, rented, leased, or otherwise appropriated for the official use of this Sheriff's Office that may or may not be equipped with either emergency light(s) or siren.

"**Vehicle, Non-Sheriff's Office**" means any privately owned, rented, or leased vehicle.

"**Vehicular Pursuit**" means an attempt by a uniformed peace officer in a vehicle equipped with emergency lights and a siren to stop a moving vehicle where the operator of the moving vehicle appears to be aware that the officer is signaling the operator to stop the vehicle and the operator of the moving vehicle appears to be willfully resisting or ignoring the officer's attempt to stop the vehicle by increasing vehicle speed, making evasive maneuvers, or operating the vehicle in a reckless manner that endangers the safety of the community or the officer.

"**Violent Offense**" Violent offenses as defined in RCW [9.94A.030](#) are:

- Any class A felony
- Manslaughter in the first degree or second degree;
- Indecent liberties committed by forcible compulsion;
- Kidnapping in the second degree;
- Arson in the second degree;
- Assault in the second degree;
- Assault of a child in the second degree;
- Extortion in the first degree;
- Robbery in the second degree;
- Drive-by shooting;
- Vehicular assault or homicide, when caused by DUI or Reckless Driving;
- Any federal or out-of-state conviction that, under WA law, would constitute one of the above listed crimes

For purposes of this directive, violent offenses are limited to only those listed above. For example, they do not include; harassment, stalking, DV assault less than assault in the second degree, unlawful imprisonment, Burglary in the second degree, or residential burglary.

Any crime other than those specifically listed in RCW [9.94A.030](#) are not an authorized basis for a pursuit.

9.01.012

PURSUIT, WHEN AUTHORIZED 07/21

Commissioned KCSO members shall not initiate nor continue a pursuit, unless all of the following conditions are satisfied:

1. There is:
 - a. **Probable cause** to believe the person in the vehicle has committed, or is committing, a violent offense or sex offense as defined in RCW [9.94A.030](#)*; or
 - b. There is reasonable suspicion a person in the vehicle has committed or is committing a driving under the influence offense under RCW 46.61.502; **AND** there is previously observed dangerous driving that poses an imminent threat of serious physical injury or death to the public.
2. The pursuit is **necessary** for the purpose of **identifying or apprehending** the person;
3. The person poses an **imminent threat** to the safety of others and the safety risks of failing to apprehend or identify the person are considered to be greater than the safety risks of the vehicular pursuit under the circumstances; and

4. The pursuing employee receives **authorization from a supervisor** to engage in the pursuit and the supervisor has supervisory control of the pursuit. If the pursuing employee is a supervisor, the authorization must come from an uninvolved supervisor and the uninvolved supervisor shall take supervisory control of the pursuit.

*State law allows for vehicular pursuit when there is probable cause to believe the person in the vehicle has committed the crime of escape as defined in RCW 9A.76. **However, KCSO policy is more restrictive,** members are not authorized to engage in a vehicular pursuit based solely on probable cause for escape.

When deciding to initiate or continue a pursuit, the deputy and supervisor officer must consider alternatives to the vehicular pursuit.

Before authorizing a pursuit, supervisors shall consider the justification for the vehicular pursuit and other safety considerations, including but not limited to:

- speed,
- weather,
- traffic,
- road conditions, and
- the known presence of minors in the vehicle.

The vehicular pursuit must be terminated if any of the requirements of this directive are not met.

9.01.015

RISK HAZARD ANALYSIS FOR PURSUIT: 07/21

When deciding whether to pursue (Code 3), a deputy **must** consider the following:

1. The four conditions required by law to engage in a pursuit. See GOM 9.01.012
2. Safety of the public, deputy(s), and suspect(s):
3. Nature of the offense. See GOM 9.01.012
4. Need for immediate apprehension:
 - a. Probability of apprehension without pursuit.
 - b. Ability to identify the suspect(s) and vehicle.
5. Factors to consider:
 - a. Time of day.
 - b. The volume of vehicle and pedestrian traffic.
 - c. Road and weather conditions.
 - d. Visibility and illumination.
 - e. Geographic and area familiarity.
 - f. Deputy and suspect driving skills.
 - g. Condition of pursuing police vehicle and suspect vehicle.
 - h. Whether there are unwilling occupants (infants, children, hostages, etc.)
 - i. The speed of the pursuit relative to the above factors.

9.01.020

PURSUIITS PROHIBITED: 07/21

1. Deputies shall not engage in a pursuit if there is a non-commissioned person or civilian in a Sheriff's Office vehicle, including recruit deputies awaiting state academy assignments.
2. Non-commissioned personnel shall not engage in any pursuits.

3. Deputies shall not engage in a pursuit while operating a non-Sheriff's Office vehicle, leased vehicle or an unmarked vehicle that does not have emergency equipment (radio, lights and siren); RCW Title 46, and GOM 9.00.015 require use of lights and siren.
4. Reserve deputies shall not engage in a pursuit in either a primary or secondary role.
5. Deputies shall not initiate or engage in a pursuit as a primary if they are not in uniform or not wearing a fully marked vest to supplement plain clothes or Bananola style shirt.
6. Pursuits shall not be initiated or continued for stolen vehicles.
7. Police motorcycles shall not be involved in pursuits.

9.01.025

ELUDING, NO PURSUIT: 07/21

Eluding, no pursuit occurs when the deputy attempts to stop a motorist, the motorist fails to stop or attempts to elude the deputy, and the deputy does not initiate a pursuit.

- "Eluding, No Pursuits" shall be documented in Blue Team.

9.01.040

PURSUIT TERMINATION: 01/21

1. A deputy shall not be censured for terminating a pursuit. Pursuits shall be immediately terminated when any of the following occurs:
 - a. **THE DANGER TO THE PUBLIC, DEPUTY(S), OR SUSPECT(S) OUTWEIGHS THE NECESSITY FOR IMMEDIATE APPREHENSION.**
 - **The speed of the suspect vehicle is of paramount importance in determining if the pursuit should continue.**
 - b. **When it is determined the pursuit doesn't meet the criteria for continuation.**
 - c. The pursuit supervisor orders pursuit terminated.
 - d. Pursuit vehicle experiences equipment failure or malfunction involving:
 - Lights (emergency or standard).
 - Siren.
 - Radio.
 - Brakes.
 - Accelerator.
 - Steering.
 - Other essential equipment.

The pursuit, itself, does not necessarily have to be terminated, but the deputy involved experiencing vehicle malfunction or failure shall terminate their role immediately.

- e. Suspect vehicle goes wrong way on:
 - Freeway.
 - Freeway ramp.
 - Divided highway.
 - One-way street.

Deputies may continue to follow on the correct side.

2. When a pursuit is terminated, all deputies involved shall immediately:
 - a. Give their location and last known location and direction of travel of the suspect vehicle.
 - b. Turn off all emergency equipment; and
 - c. Drive Code 1.

- Deputies shall avoid following the suspect vehicle once a pursuit is terminated.

9.01.045

ROLES AND RESPONSIBILITIES: 07/21

1. All deputies authorized to participate in a pursuit shall **immediately** advise the radio dispatcher they are in a pursuit.
2. Only fully-marked, pursuit-rated police vehicles should be involved in a pursuit.
3. Unmarked Sheriff's Office vehicles equipped with radio, emergency light(s) and siren may be involved in a pursuit only until a fully-marked, pursuit-rated police vehicle, occupied by those wearing a uniform, or per GOM 4.00.010, wearing a marked ballistic vest or Bananola style shirt arrives to take over the pursuit.
 - a. Upon arrival, fully-marked, pursuit-rated police vehicles shall assume the primary and secondary roles when safe to do so.
 - b. Other units shall assume support roles if needed or requested by pursuing deputy(s) or pursuit supervisor.
4. Sheriff's Office vehicles not equipped with emergency light(s) and siren shall not be involved in a pursuit, except in a Code 1 response support role.
5. No more than one (1) police vehicle shall be assigned to the primary role and no more than two (2) police vehicles shall be assigned to secondary roles in any pursuit unless specifically requested by the pursuing deputy(s) or pursuit supervisor.
6. Pursuing deputies shall acknowledge any termination order given by a supervisor or dispatcher.
 - A dispatcher will rebroadcast a termination **only** after it is ordered by a supervisor.

9.01.050

PRIMARY PURSUING UNIT: 07/21

1. Upon being authorized to engage in a pursuit, the primary pursuing deputy shall **immediately** activate the emergency lights and siren (Code 3) and advise the radio dispatcher of the pursuit.
 - The pursuit supervisor shall supervise the pursuit and approve the unit assuming the primary role.
2. Give the radio dispatcher the following information:
 - a. Location.
 - b. Direction of travel.
 - c. Reason for pursuit (nature and seriousness of the offense).
 - d. Pursuit speeds.
 - Speed limits should be included if known.
 - e. Type of Sheriff's Office vehicle being driven if other than a fully-marked police vehicle.
 - f. Suspect vehicle license plate (if known) and description.
 - g. Description and number of occupants (if known).

Inability to provide the above information as soon as possible is cause for a supervisor to terminate the pursuit.
3. Maintain a "safe distance" from the eluding vehicle.
4. Advise the radio dispatcher of pursuit status throughout pursuit.
 - The providing of this information should be delegated to the secondary pursuing unit.

5. **TERMINATE THE PURSUIT WHEN THE RISK TO THE PUBLIC, DEPUTY(S), OR SUSPECT(S) OUTWEIGHS THE BENEFIT OF IMMEDIATE APPREHENSION.**
 - **The speed of the suspect vehicle is of paramount importance in determining if the pursuit should continue.**

9.01.055

SECONDARY PURSUING UNITS: 01/21

1. The units intending to respond as secondary pursuing units shall notify the radio dispatcher of that intention.
 - The pursuit supervisor shall supervise the pursuit and approve the unit assuming the secondary role whenever possible.
2. Give the radio dispatcher the following information as soon as possible without interfering with the primary unit calling the pursuit:
 - a. Location where responding from.
 - b. Level of Code response.
3. Deputies shall notify the radio dispatcher upon assuming a secondary role.
4. The secondary pursuing units should maintain a "safe distance" behind the vehicle in front of them.
5. Take over the providing of pursuit information from the primary unit unless unable to do so.
6. If the primary pursuing unit is unable to continue in pursuit, a secondary pursuing unit may assume the primary role.
 - The pursuit supervisor shall approve another unit to assume a secondary role whenever possible.

9.01.060

SUPPORT UNITS: 01/21

1. Support units shall notify the radio dispatcher when responding to assist in a pursuit.
2. Support units should have approval by the pursuit supervisor **before** assisting in a pursuit.
3. Give the radio dispatcher the following information as soon as possible without interfering with the primary unit calling the pursuit.
 - a. Location where responding from.
 - b. Level of Code response.
4. Sheriff's Office vehicles not equipped with emergency light(s) and siren shall not be involved in a pursuit, except in a Code 1 response support role.
5. Support units shall cover escape routes, parallel, deploy spike strips and assist with other legal intervention maneuvers when appropriate.
6. A support unit equipped with emergency light(s) and siren may assume a primary, secondary or additional secondary pursuing role should one of those units become unable to continue in the pursuit.
7. If a support unit inadvertently comes upon the eluding vehicle, the support unit should not attempt to intercept the eluding vehicle unless directed to do so by the pursuit supervisor or primary pursuing unit.
 - a. In no event shall interception be permitted if the occupants of the support vehicle are not wearing a uniform, fully marked ballistic vest, or Bananola style shirt.
 - b. They should attempt to obtain a license number and observe the occupant(s) for identification purposes.

9.01.065

RADIO DISPATCHER: 01/96

Upon being notified of a pursuit, the radio dispatcher shall:

1. Close the radio frequency and notify the police supervisor as soon as possible.
2. Advise all units of the pursuit.
3. Allow or request the pursuing deputy(s) to broadcast pursuit information.
 - Repeat information only when specifically requested to do so or when the need is obvious.
4. **Give available information to pursuing deputy(s) concerning the eluding vehicle and occupant(s) as soon as possible.**
5. Notify appropriate jurisdiction(s) or precinct area if a pursuit is likely to extend into their area.
 - a. Give complete details and progress of pursuit:
 - Location and direction of the pursuit.
 - Number of units involved.
 - Reason for the pursuit, (nature and seriousness of the offense).
 - Pursuit speed.
 - Suspect vehicle license plate (if known) and description.
 - Description and number of occupants (if known).
 - Request information regarding known hazards.
 - b. Advise whether assistance is requested.
 - **Notification of a pursuit, in itself, is not a request for assistance.**
 - If assistance is requested, maintain an open line of communication on a common radio frequency with other participating agencies or precinct areas.
6. Advise the pursuing units to "terminate the pursuit" when ordered by a supervisor.
 - Ensure that the termination is acknowledged by all units involved.

9.01.070

PURSUIT SUPERVISOR: 07/21

After authorizing a pursuit, the pursuit supervisor shall take control by:

1. Notifying radio they are monitoring and supervising the pursuit.
2. Ensuring the radio frequency is closed.
3. Coordinating and approving all police vehicles and tactics employed in the pursuit whenever possible.
 - The pursuit supervisor should refrain from assuming a primary or secondary pursuit role.
4. Ensuring that the primary pursuing unit broadcasts the required information.
5. Ensuring pursuit policy compliance.
6. Constantly evaluating whether to allow the pursuit to continue.
 - **Pursuit supervisor may terminate a pursuit at any time.**
7. **TERMINATING THE PURSUIT WHEN THE RISK TO THE PUBLIC, DEPUTY(S), OR SUSPECT(S) OUTWEIGHS THE BENEFIT OF IMMEDIATE APPREHENSION.**
 - **The speed of the suspect vehicle is of paramount importance in determining if the pursuit should be permitted to continue.**

8. Ensuring that a thorough investigation is conducted by:
 - a. Going to the incident scene and contacting the available parties involved;
 - b. Notifying the MARR Unit despite jurisdiction when:
 - Injury or death occurs to anyone, or
 - Extensive property damage.
 - c. Utilizing any other Unit deemed necessary.
9. Notifying the appropriate Commander or the Command Duty Officer (CDO) if a pursuit results in:
 - a. Death.
 - b. Injury; or
 - c. Extensive property damage.

9.01.075

PURSUIT TACTICS: 01/21**Radio Usage:**

The radio frequency shall be closed for all pursuits.

1. The primary pursuing deputy shall have priority control of the radio until the secondary unit arrives to call the pursuit.
 - The primary pursuing deputy should relinquish control of the radio to a secondary pursuing deputy unless the secondary unit is, for any reason, unable or fails to provide required pursuit information.
2. Secondary and support units shall limit radio traffic to imperative information only.

Siren Usage:

1. The primary and secondary pursuing units should use different siren modes.
2. Upon approaching a controlled intersection, all units involved in the pursuit should consider using an alternate siren mode.
3. Any unit using the siren should ensure that the vehicle windows are closed so that radio broadcasts can be understood.

Driving:

1. All units participating in a pursuit shall approach and clear controlled intersections with the appropriate amount of caution as to clear the intersection safely.
2. "Caravanning" shall be prohibited.
3. Passing a primary or secondary pursuing deputy shall be prohibited unless specifically requested to do so by the primary or secondary unit.
4. Support units may use "paralleling" as a tactic when assisting in a pursuit.

Unwilling Occupants, Suspect Vehicle:

Deputies should be aware that all vehicle occupants may not be willing participants (i.e., infants, children, hostages, etc.).

1. Deputies must consider the risk to "unwilling participants" when deciding to continue the pursuit or when applying apprehension techniques.
2. Information regarding probable "unwilling participants" shall be broadcast as soon as possible.

K-9 Units:

On-duty K-9 units in the local area should be advised of any pursuit in progress, but should refrain from assuming a primary pursuit role.

Aircraft:

Any time an aircraft is available to assist in a pursuit, the following guidelines shall apply:

- Upon aircrew acknowledgement that the suspect vehicle is in view, the aircraft should assume a secondary unit and should be tasked with the radio procedures until apprehension, relieved by the pursuit supervisor, extenuating circumstances, the aircraft is unable to safely or effectively follow the eluding vehicle. These circumstances can include but are not limited to:
 - a. Terrain.
 - b. Weather.
 - c. Tall buildings.
 - d. Heavily wooded areas.
 - e. Tunnels.
 - f. Restricted airspace near airports.
 - g. Fuel quantity.
 - h. Tracking multiple suspects
- 2. If for any reason the aircrew is unable to continue in the pursuit, they shall immediately advise via radio.
- 3. After arrival of Air Support, ground units should continue in the roles they were in prior to their arrival unless for any reason they decide to terminate the pursuit, cannot continue, or they are directed to do otherwise by the pursuit supervisor.
- 4. At any time after the arrival of Air Support and acknowledgement that the suspect vehicle is in view, the pursuit supervisor may direct ground units to reduce their speed and following distance of the eluding vehicle.
- 5. When actively involved in the pursuit, the aircrew shall:
 - a. Coordinate and assign ground support perimeter.
 - b. Continually advise ground units of suspect vehicle location, direction of travel, traffic conditions, the suspects driving in regards to lane travel, control of the vehicle, and approximate speed.
 - c. Maintain a "safe height" to allow the crew to observe the suspect vehicle.
- 6. In an effort to enhance the safety of the public and deputies, the aircrew when appropriate, shall utilize the equipment on the aircraft to make the suspect aware of the aircraft's presence.
- 7. If it is safe to do so, after a pursuit is terminated by ground units air support may continue to follow the eluding vehicle.
 - a. The aircrew may continue to give updates to the appropriate radio or other agency dispatcher.
 - b. If it is necessary to change radio frequencies while following the vehicle the aircrew shall advise the supervisor and deputies on the new frequency that the pursuit was terminated by a supervisor on a different radio frequency.
 - c. These updates are intended to keep deputies aware of the suspect(s) vehicle so if it comes to a stop deputies may respond to the area.
- 8. Deputies on the ground shall not use these updates to come back into contact with the vehicle and initiate another pursuit.
- 9. Air Support often supports outside agencies with pursuits. In such instances the aircrew will advise radio of their incident as soon as possible.

Suspect Apprehension:

1. Deputies are encouraged to use "high risk stop" techniques when appropriate.
2. Assisting units should attempt to stop pedestrian and vehicular traffic in the area.
3. All units shall avoid potential "cross-fire" situations.
4. The primary or secondary pursuing deputy(s) should not interview the suspect(s).

9.01.080

FIREARMS: 07/21

Deputies shall comply with GOM 6.00.000 (Use of Force).

- Deputies shall not shoot from a moving vehicle, except to protect the deputy's life or the life of another person from an imminent threat of serious physical injury or death.
- Deputies shall not shoot at a moving vehicle, unless:
 - Necessary to protect against an imminent threat of serious physical harm resulting from the operator's or a passenger's use of a deadly weapon. For the purposes of this subsection, a vehicle is not considered a deadly weapon unless the operator is using the vehicle as a deadly weapon and no other reasonable means to avoid potential serious harm are immediately available.
 - Deputies shall attempt to move out of the path of an oncoming vehicle, if safe and feasible, rather than discharge their firearm; and
 - Deputies shall not intentionally place themselves in the path of an oncoming vehicle nor attempt to disable the vehicle by discharging their firearms.

9.01.085

LEGAL INTERVENTION: 07/21

1. Deputies shall comply with GOM 6.00.000 (Use of Force).
2. Deputies shall only use legal intervention maneuvers if they have been specifically trained to use the maneuver.
3. Legal intervention maneuvers shall have prior approval of a supervisor whenever possible.
4. Legal intervention maneuvers include:
 - a. PIT Maneuvers.
 - b. Moving Roadblock.
 - c. Fixed Roadblock.
 - d. Ramming.
 - e. Spike Strips.
 - f. Forcible Stop.
5. Deputies intending to use **any** legal intervention maneuver shall whenever possible:
 - a. Advise the controlling supervisor and other involved deputy(s) of their intentions.
 - b. Advise the type of maneuver to be attempted.
 - c. Describe and give the location where the maneuver is to be executed.
 - Describe the "escape route" if applicable.

9.01.090

PRECISION IMMOBILIZATION TECHNIQUE (PIT): 07/21

1. Deputies may use the PIT maneuver when:
 - a. They have been trained and are current with their PIT certification.
 - b. The vehicle poses a public safety threat because of observed extreme and unsafe driving behavior; or
 - c. Deputies reasonably believe the suspect poses an immediate threat of death or serious physical injury to another if apprehension is delayed.
 - d. Consideration of the factors listed below (2) justify use of the PIT technique.
2. Considerations for PIT:
 - a. Possibility of suspect(s) being armed.
 - b. Number of occupants in the suspect vehicle.
 - c. Speed.
 - d. Other traffic in the area.
 - e. Road condition and design.
 - f. Embankments.
 - g. Size of eluding vehicle.
 - h. Blind curves.
 - i. Bridge abutments.
 - j. Major obstacles on the road-sides.
 - k. Oncoming traffic.
 - l. Pedestrians.
3. Deputies shall not use the PIT Maneuver on motorcycles.
4. The PIT maneuver may be considered deadly force. Deputies shall comply with GOM 6.00.000 Use of Force.

9.01.095

ROADBLOCK, MOVING (BOXING-IN): 07/21

1. A moving roadblock may be considered deadly force, deputies shall comply with GOM 6.00.000 Use of Force.
2. Deputies shall not use moving roadblock maneuvers unless they have been trained on the use of the maneuver.
3. Deputies may use a moving roadblock only when necessary to protect against an imminent threat of serious physical injury or death to the officer or another person.
4. A moving roadblock should not be attempted where the safety of the maneuver cannot be reasonably predicted. Some elements deputies **must** consider:
 - a. Possibility of suspect(s) being armed.
 - b. Number of occupants in the eluding vehicle.
 - c. Pursuit speed.
 - d. Other traffic in the area.
 - e. Road condition and design.
 - f. Embankments.
 - g. Size of eluding vehicle.
 - h. Blind curves.
 - i. Bridge abutments.
 - j. Major obstacles on the road-sides.
 - k. Oncoming traffic.
 - l. Pedestrians.

9.01.100

ROADBLOCK, FIXED: 07/21

1. A fixed roadblock may be considered deadly force. Deputies shall comply with GOM 6.00.000 Use of Force.
2. A fixed roadblock may be used when:
 - a. All other reasonable means to stop the eluding vehicle have failed; **and**
 - b. Deputies reasonably believe the suspect poses an imminent threat of serious physical injury or death to another if apprehension is delayed.
3. A fixed roadblock should not be set up any place where visibility is restricted to the point that normal reaction time would not allow for the opportunity to stop before a collision, such as:
 - a. Over crest of a hill.
 - b. Around a curve.
 - c. Where an innocent citizen is likely to become involved in a collision.
4. A fixed roadblock should be set up so no "escape route" remains.
5. Once a fixed roadblock has been authorized and a Sheriff's Office vehicle(s) has been stationed as part of the roadblock, no one shall remain in or around the vehicle(s).
6. Emergency and standard light(s) shall be activated whenever possible.

9.01.105

NON-ROADBLOCKS: 05/16

The following situations are **not** considered roadblocks:

1. Detours or rerouting of traffic due to:
 - a. Natural disasters.
 - b. Accident scenes.
 - c. Protecting crime scenes.
 - d. DUI emphasis barriers.
2. Preventing possible wrong way travel on:
 - a. Freeway.
 - b. Freeway ramps.
 - c. Divided highway.
 - d. One-way street.
3. Protecting traffic from entering the path of a pursuit.

9.01.110

RAMMING: 07/21

1. Ramming may be considered deadly force. Deputies shall comply with GOM 6.00.000 Use of Force.
2. Deputies may ram a suspect vehicle when:
 - a. All other reasonable means to stop the eluding vehicle have failed; **and**
 - b. Deputies reasonably believe the suspect poses an imminent threat of serious physical injury or death to another if apprehension is delayed.

3. Some elements deputies **must** consider:
 - a. Possibility of suspect(s) being armed.
 - b. Number of occupants in the eluding vehicle.
 - c. Pursuit speed.
 - d. Other traffic in the area.
 - e. Road condition and design.
 - f. Embankments.
 - g. Size of eluding vehicle.
 - h. Blind curves.
 - i. Bridge abutments.
 - j. Major obstacles on the road side.
 - k. Oncoming traffic.
 - l. Pedestrians.

9.01.115

SPIKE STRIPS: 07/21

A deputy may request the use of spike strips when a deputy is engaged in a pursuit, consistent within the guidelines outlined in GOM 9.01.000, and it is reasonable to believe deployment of spike strips would shorten the pursuit and assist in the apprehension of the suspect. The use of spike strips must have prior supervisory approval whenever possible.

1. Only deputies trained in the use of spike strips may deploy them.
2. Spike strip training is included during EVOC training.
3. The spike strips shall only be used to stop a fleeing motorcycle, or other two-wheeled vehicle when deadly force is authorized.
4. When deploying spike strips:
 - a. Appropriate locations must be selected. Deputies should be aware of:
 - Good sight distance.
 - Safe location and appropriate cover for deputy deploying spike strips.
 - Bridges.
 - Curves.
 - Pedestrians.
 - Major obstacles on road sides.
 - Oncoming traffic.
 - b. The deputy deploying the spike strips should do so from a position of safety.
 - c. As the fleeing vehicle approaches, the deputy should pull the spike strips onto the roadway surface from a position of safety.
 - d. **DO NOT** wrap the cord around your hand or any portion of your body.
 - e. After the suspect vehicle passes over the spike strips, the deputy should remove the spike strips from the roadway to allow pursuing units to continue following the suspect vehicle.
 - f. Always use caution when removing device from the roadway. **DO NOT** enter the roadway of pursuing vehicle or other traffic that has not passed.
5. The deputy deploying the spike strips shall advise the pursuing units of the exact location of the deployment.
6. Pursuing deputies must leave enough distance between themselves and the suspect vehicle as to allow time for the deploying deputy to remove the spike strips and pass the deployment location safely.
7. Every effort should be made to prevent uninvolved motorists from running over the spike strips.
8. If an uninvolved motorist does run over the strip, the driver should be contacted as soon as possible to explain the situation and explain the procedure for filing a claim against the county.

9.01.120

MOBILE ARREST TEAMS RESTRICTED TO TAC-30: 01/21

A "Mobile Arrest Team" (MAT) is an organized team / vehicle movement utilized to affect the arrest or detention of occupants of a vehicle, either parked or moving. These techniques, if done properly, will greatly reduce the ability of a suspect to flee in a vehicle or on foot. This operation usually utilizes unmarked police vehicles in order to increase the chance of success. Marked units should also be in the immediate area and arrive on scene as the arrest is taking place so that there is no question that a law enforcement event is occurring. These tactics are restricted to members of Tac-30.

1. Tac-30 personnel will train in the use of M.A.T. tactics annually.
2. M.A.T. deployments should receive prior supervisory approval.
3. A M.A.T. event that involves vehicle contact will be documented and reviewed as a use of force.
4. Vehicles used in M.A.T. operations will be equipped with emergency lights and siren.
5. Members in the involved vehicles must be in uniform or comply with the identifiable clothing requirements for plain clothes operations.

9.01.125

INTER-JURISDICTIONAL PURSUITS: 7/21**Pursuits Initiated by King County Deputies:**

1. If a pursuit could possibly extend into another police jurisdiction, the primary pursuing deputy shall advise the radio dispatcher.
2. The radio dispatcher shall notify the affected jurisdiction(s) of the following:
 - a. The complete details and progress of the pursuit:
 - Location and direction of the pursuit.
 - Number of units involved.
 - Reason for the pursuit (nature and seriousness of the offense).
 - Pursuit speed.
 - Suspect vehicle license plate (if known) and description.
 - Description and number of occupants (if known).
 - Request information regarding known hazards.
 - b. Advise whether assistance is requested.
 - **Notification of a pursuit, in itself, is not a request for assistance.**
 - c. If assistance is requested, the pursuit supervisor shall approve what assistance is to be rendered and make assignments accordingly.
 - Ensure that an open line of communication or a common radio frequency is maintained with other participating agencies.
 - State the number of units that are needed to assist and in what capacity.

Pursuits Initiated By Another Agency:

1. Deputies shall not become involved in pursuits initiated by another agency, **unless** specifically requested to do so by the pursuing agency and the reason for the pursuit meets the criteria for engaging in a pursuit as defined in GOM 9.01.012. If the pursuit doesn't meet the criteria deputies may provide a support role that doesn't involve engaging in the pursuit.
 - a. **Notification of a pursuit, in itself, is not a request for assistance.**
 - b. The radio dispatcher shall monitor the pursuit status whether or not King County units become involved.
 - c. The radio dispatcher shall notify the pursuit agency of any known hazards.

2. If assistance is requested, the on-duty field supervisor shall determine what assistance is to be rendered and make assignments accordingly.
 - a. Ensure that an open line of communication or a common radio frequency is maintained with other participating agencies.
 - b. Assign the number of units that are needed to assist and in what capacity.
 - c. Should the pursuit leave King County jurisdiction into a jurisdiction that provides sufficient support, King County deputies shall **immediately** abandon the pursuit.
3. The use of any legal intervention maneuver must meet the requirements of the Sheriff's Office pursuit policy and shall have prior approval of the KCSO supervisor whenever possible.

9.01.130

REPORTING AND REVIEW PROCEDURE: 07/21

1. Formal reporting and review of **all** pursuits is required. Refer to GOM 9.02.000 (Sheriff's Office Vehicles, Reviews Involving) for reporting and review procedures.
2. Reporting and review of all pursuits and legal intervention maneuvers provides an accurate statistical baseline which profiles several factors (i.e., who, what, when, where, how we pursue or legally intervene) that are intended to evaluate our policies and training.

9.01.135

TRAINING: 07/21

Emergency vehicle operations driving and legal intervention maneuvers have the potential of deadly force application. The Sheriff's Office authorizes these actions and must train all sworn members.

1. Prior to attending Emergency Vehicle Operations Training, each sworn member shall know:
 - a. General Orders 9.00.000.
 - b. General Orders 9.01.000.
 - c. General Orders 9.02.000.
2. All sworn members shall, once every two (2) years, attend and satisfactorily complete:
 - a. Emergency Vehicle Operations Course / -Patrol EVOC for those who work patrol or drive a marked patrol vehicle.
 - b. Emergency Vehicle Operations Course / Un-marked EVOC for those who work in a detective or specialty unit and drive an unmarked vehicle.
 - c. Spike strip training is included in EVOC training.
 - d. Precision Immobilization Technique Training.
 - Sworn members required to attend Patrol EVOC shall also attend and maintain their PIT certification.
 - Sworn members not required to attend PIT training may attend and maintain their PIT certification.
3. Any sworn member who is assigned a new vehicle that is a different make and/or model than they were previously assigned shall attend the next available EVOC training.
4. All limited and non-commissioned Sheriff's Office members who operate a department vehicle at any time as part of their assigned duties shall, once every two (2) years, attend and satisfactory complete the Defensive Driving Operations Course.
5. Upon successful completion of the aforementioned training, each member shall acknowledge by signature that department training has been performed.
6. Should a member fail to pass any of the required training, remedial training shall be completed no later than ninety (90) days from the initial unsuccessful attempt date.

9.01.140

ADMINISTRATIVE REVIEWS: 01/21**The Internal Investigations Unit (IIU) shall review all pursuits:**

1. IIU receives pursuit reports, enters them into the database, and conducts a review of the pursuit, and shall address other identified issues via appropriate referral or blue team/investigation.
 - IIU shall notify the Advanced Training Unit (ATU) Sergeant and request subject matter expert input on the review as appropriate.
2. Provide input as to whether the pursuit policy and/or training procedures were followed by those involved with the pursuit.
3. If necessary, address any needs regarding training, policy or specific situations, by memo via the chain of command to the Precinct/Section Commander, Division Commander or the Sheriff's Office DRB.
4. If necessary, make recommendations for:
 - a. Modification of training.
 - b. Modification of policy.
 - c. Specific remedial training.
 - d. Other appropriate follow-up.
5. Any approved recommendations regarding training will be forwarded to the ATU Sergeant for review and possible implementation.
6. Conduct an annual analysis of all pursuits to reveal any patterns or trends that indicate training needs or policy modifications for the Sheriff to review.

9.02.000 SHERIFF'S OFFICE VEHICLES, REVIEWS INVOLVING

9.02.005

POLICY STATEMENT: 04/00

The Sheriff's Office recognizes the serious nature of Sheriff's Office vehicles becoming involved in collisions, legal interventions or pursuits. It is the policy of the Sheriff's Office to conduct an administrative review when a Sheriff's Office vehicle is involved in any collision, legal intervention maneuver, or vehicular pursuit. These reviews provide for an accurate database, which profiles several factors including who, what, where, when, why and how we pursue or use legal intervention and is used to evaluate our policies and procedures.

9.02.010

GENERAL DEFINITIONS: 04/15

For purposes of this policy:

"Collision" means any Sheriff's Office vehicle while being driven, strikes any vehicle or object or is struck with another vehicle that results in **any** damage whether or not it meets the criteria of a reportable collision under state law. (This excludes "non-collision damage.")

"Collision, Non-Preventable" means the collision could not have been reasonably avoided.

"Collision, Preventable" means there were sufficient facts available to the driver prior to the time of the collision to give reason to anticipate the collision and take reasonable action to avoid the collision.

"Damage, Non-Collision" means damage to a Sheriff's Office vehicle because of vandalism, car wash, rock dings, EVOC damage, etc.

"Emergency" means the driver was responding to an actual or reasonably perceived threat to persons or property and is driving Code 2 or 3.

"Legal Intervention" means tactic(s) used to stop an eluding vehicle with a police vehicle(s) that may include an intentional or planned collision (i.e., ramming, PIT maneuver or roadblock).

"Policy Violation, Sustained" means there is sufficient factual information to indicate that either Sheriff's Office policy or procedure had been violated.

"Reasonable" means based on circumstances and the facts available at the time, the driver exercised a degree of care that a police deputy of ordinary prudence would exercise in the same or similar set of circumstances.

"Vehicle, Sheriff's Office" means any vehicle such as marked and unmarked vehicles, prisoner vans, motorcycles, aircraft, marine craft, TAC-30 vehicles, off-road vehicles, etc., owned, rented, leased, or otherwise appropriated for the official use of the Sheriff's Office.

"Vehicular pursuit" means:

1. Deputy attempts to stop motorist; **and**
2. Motorist appears to know that the deputy wants him/her to stop and fails to do so as required by law; **and**
3. Motorist takes action in an attempt to elude the deputy; **and**
4. The deputy attempts to pursue the motorist.

- RCW 46.61.024, attempting to elude pursuing police vehicle, is a Class C felony.

9.02.015

NON-COLLISION DAMAGE: 04/15

Non-collision damage requires:

1. Completion of a Blue Team Non-Collision Damage (NCD) entry:
 - a. The narrative must start with Vehicle ID Number, mileage, description of damage, and brief description of how damage was caused.
 - b. Any associated crime reports, photos, or other supportive documents must be attached.
 - c. The entry must be reviewed via the chain of command to the Precinct/Section Commander and then forwarded to IIU.
2. Completion of an incident report if a crime occurred.

9.02.020

REPORTING AND REVIEW GENERAL CRITERIA: 02/16

Reporting, Blue Team entry and review is required when a Sheriff's Office member is involved in any:

1. Collision; or
2. Legal intervention maneuver; or
3. Vehicular pursuit as defined in GOM 9.01.010; or
4. When a vehicle flees after an attempted stop and no pursuit was initiated.

9.02.025

RESPONSIBILITIES: 04/15

When any Sheriff's Office member is involved in any collision, legal intervention maneuver, or pursuit:

The Driver shall:**If a collision was involved:**

1. Notify the radio dispatcher as soon as possible.
2. If possible, determine if there are any injuries, render and summon aid.
3. Preserve the scene.
4. Not discuss the incident with persons other than law enforcement or authorized officials.

If a pursuit was involved, also include the following:

5. Complete an incident report and deputy's pursuit work sheet detailing the pursuit, whether an arrest was made or not.
 - Includes assisting in pursuits of other agencies.
6. Submit the completed incident report, associated paperwork, and pursuit work sheet, including any vehicle damage caused by a legal intervention maneuver, to the pursuit supervisor via Blue Team.

The Radio Dispatcher shall:

1. Notify the local law enforcement agency if the collision is within a non-contract jurisdiction or WSP if the collision occurs on a state route.
2. Notify the field supervisor to respond to the scene.

The Field Supervisor shall:

1. If a pursuit was involved:

- a. Obtain an incident report from the pursuing deputy(s), statements from all other deputies or witnesses involved and the deputy's pursuit work sheet.
 - Ensure the deputy's portion of the pursuit review work sheet and Blue Team data is completely and accurately filled out.
- b. Complete the supervisor pursuit work sheet.
 - Include whether or not deputies conformed to Sheriff's Office policy and make appropriate recommendations and comments regarding the incident.
- c. Forward originals of all reports to the appropriate CID Unit.
 - **Do not forward the Supervisor's Pursuit Review Report to CID.**
- d. Forward the Blue Team report with copies of all reports attached via chain of command to IIU within three (3) days of the incident.
 - **If a collision was also involved, incorporate this reporting procedure with one of the following collision reporting procedures *within the vehicle pursuit Blue Team entry. A separate vehicle accident Blue Team entry is only required for collisions not directly related to the pursuit.**

2. If a collision was involved and reportable under state law:

- a. Ensure that the appropriate Precinct/Section Commander or Command Duty Officer (CDO) is notified if a collision results in:
 - Death.
 - Injury; or
 - Extensive property damage.
- b. Ensure a thorough investigation by:
 - Going to the incident scene and contacting the available parties involved;
 - Notifying the MARR Unit despite jurisdiction when:
 - Injury or death occurs to anyone; or
 - There is extensive damage.
 - There is reason to believe a MARR investigation is needed.
 - Utilizing any other unit deemed necessary.
 - Ensuring photographs have been.
 - Obtaining and reviewing the following for completeness:
 - Washington Traffic Collision Report.
 - Witness statements.
 - Exchange of Driver Information Form.
- c. Ensure collisions in other jurisdictions, involving King County Sheriff's Office vehicles, are properly investigated by the agency with jurisdiction, when necessary.
- d. Forward reports to the appropriate Precinct/Section Commander via Blue Team.

3. If a collision was involved and not reportable under state law:

- a. Ensure photographs have been taken.
- b. Obtain and review the following for completeness:
 - Exchange of Driver Information Form.
 - Witness statements.
- c. Forward reports to the appropriate Precinct/Section Commander via Blue Team.

The Precinct/Section Commander shall:

1. Review reports for completeness and make appropriate recommendations regarding the incident.
2. Within five (5) days of either the collision or pursuit date, forward all reports with the appropriate recommendations to IIU via Blue Team.

The IIU Commander shall:

1. Screen the Blue Team report(s) and assign the appropriate Sheriff's Office review venue according to sections 035 - 040.
2. Ensure that any incident involving Sheriff's Office vehicles is reviewed monthly at the Sheriff's Office level and reviewed no later than thirty (30) days after the incident date at the Section/Precinct level.
3. Review Precinct/Section Board findings and disciplinary recommendations for consistency;
 - If either the findings or disciplinary recommendations are inconsistent with Sheriff's Office guidelines, the IIU Commander shall request that the Sheriff's Office Review Board review the incident as a new case.
4. Coordinate and facilitate Sheriff's Office Review Boards;
5. Issue the appropriate traffic citation in cases when the Prosecutor's Office determines that the filing of a citation is warranted.
6. Maintain records of any incident that involve Sheriff's Office vehicles;
7. Provide summary reports of Review Boards to the Undersheriff.

9.02.030

FOLLOW-UP INVESTIGATORS' RESPONSIBILITIES: 04/14

Upon completion of a follow-up investigation, the assigned CID investigator shall:

1. Forward originals of all reports directly to Records.
2. Forward copies of applicable reports to IIU.
3. Present reports to the Prosecutor's Office for review if there are obvious traffic violations by the Sheriff's Office driver.
 - If the Prosecutor's Office determines that the filing of a citation is warranted, forward the reports to the IIU Commander for issuance of the appropriate traffic citation.

9.02.035

DRIVING REVIEW BOARD, SHERIFF'S OFFICE: 04/18

1. The Sheriff's Office Driving Review Board (DRB) shall review any driving incident involving either:
 - a. Injuries to anyone requiring medical attention; or
 - b. Vehicular pursuits when a collision or injury is involved; or
 - c. Other collisions with property damage over five thousand (5,000) dollars; or
 - d. Any collision on an EVOC course where any person was injured; or
 - e. Any circumstance that appears to be a significant policy violation including EVOC training.
 - All other EVOC collisions shall be reviewed by the Training Unit.
2. The Sheriff's Office DRB shall convene monthly.
 - If upon review, the Chair or Vice Chair of the Sheriff's Office DRB believes the collision to be non-preventable, the DRB may convene via email. If all voting members agree unanimously, that the collision was non-preventable, no further Board action is required. If the vote is not unanimous, the collision will be reviewed at the monthly Board.
3. The Sheriff's Office DRB shall consist of the following nine (9) members:
 - a. Chief, CID, or designee, (Chair, non-voting except in the event of a tie).
 - b. Captain, IIU, or designee, (Vice Chair).
 - c. Captain, any Division, (rotating every three months).
 - d. Union representative, appointed by the applicable bargaining unit.
 - e. MARR representative.
 - f. EVOC representative.
 - g. Risk Management representative (non-voting).
 - h. Safety and Claims representative (non-voting).
 - i. OLEO Director or designee (non-voting).
4. Four (4) voting members must be present to constitute a quorum.

9.02.040

DRIVING REVIEW BOARD, PRECINCT/SECTION LEVEL: 01/19

1. The Precinct/Section DRB shall review all collisions not meeting the Sheriff's Office Driving Review Board parameters.
2. A Precinct/Section DRB shall convene no later than thirty (30) days following the incident date.
 - a. If upon review, the Precinct/Section Commander believes the collision to be:
 - Non-preventable, the DRB may convene via email. If all voting members agree unanimously, that the collision was non-preventable, no further Board action is required. If the vote is not unanimous, the Board must meet within the thirty (30) days.
 - Preventable, and the driver admits fault and waives his/her appearance, the DRB may convene via email. If all voting members agree unanimously, that the collision is preventable and any mitigating circumstances have been addressed, no further Board action is required. If the vote is not unanimous, the Board must meet within the thirty (30) days.

3. The Precinct/Section DRB shall consist of the following three (3) members:
 - a. Section Commander or designee of captain rank or above (Chairperson).
 - b. Sergeant or designee of sergeant rank or above who was not involved with either the driving or collision investigation.
 - c. A deputy chosen by the driver, who was not involved in either the driving or collision investigation.
4. All members must be present to constitute a quorum.
5. The driver may waive his/her appearance.
6. If the collision cannot be reviewed within thirty (30) days because the driver is unavailable (i.e. disability leave, military leave, etc.) it will be sent to the Sheriff's Office DRB.
7. The decision of the board, including recommendations for training or discipline, will be sent to IIU via Blue Team. If the findings include recommendations for discipline, those findings shall also be sent to the Sheriff's Office DRB Chairperson.
 - Disciplinary notices will be completed by the Sheriff's Office DRB Chairperson

9.02.045

DRIVING REVIEW BOARD RESPONSIBILITIES: 05/16**The DRB Chairperson shall:**

1. Notify all concerned parties of the time and place of the DRB meetings.
2. Prepare a written report of the Board's findings and recommendations.
3. Write any disciplinary notices.
 - All disciplinary notices from the Sheriff's Office and Precinct/Section Level Boards shall be prepared by the Chair of the Sheriff's Office DRB.

The DRB Shall:

1. Review all written descriptions provided by:
 - a. The driver.
 - May waive personal appearance before the DRB, if requested to appear, by signing the waiver on the appearance notification.
 - May offer any information for the Board to consider.
 - Must attend if ordered by the Board regardless of whether they wish to waive appearance.
 - b. Investigators.
 - c. Supervisor(s).
 - d. Other witnesses.
2. Shall hear testimony relevant to the incident from either the driver or other individuals that the Board deems necessary.
3. Determine if a collision was involved and whether the collision was "preventable" or "non-preventable" by majority vote.
4. Determine if a pursuit was involved and whether it was within policy.
5. Determine if legal intervention was used and whether it was within policy.
6. Determine if tactical decisions leading up to the incident were handled consistent with training and policy.
7. Determine whether post incident actions were within policy.
8. Make recommendations for discipline and/or training if necessary.

9. Make a recommendation to the Undersheriff for:
 - a. Modification of training.
 - b. Modification of policy.
 - c. Specific remedial training.
 - d. Disciplinary action.

9.02.050

FINDINGS AND DISCIPLINARY GUIDELINES: 12/92

Disciplinary actions shall be consistent with Sheriff's Office policy and the Collective Bargaining Agreement. The chairperson of the DRB shall notify the driver in writing within ten (10) working days of the findings of the Board, via the chain of command, including recommendations for disciplinary actions.

Unless mitigating circumstances exist, the following are guidelines for Review Boards' disciplinary recommendations for either "sustained policy violation(s)" or "preventable collisions":

Disciplinary action is not required if:

1. The driver has not had a "preventable" collision within the past three (3) years; and
2. There were no injuries; and
3. The damage was non-reportable under state law; and
4. There was no policy violation by the driver.

A written reprimand should be recommended if:

1. The driver has had one (1) "preventable" collision within the past three (3) years; or
2. The damage was reportable under state law; or
3. There were injuries; or
4. There was a policy violation by the driver.

Suspension without pay should be recommended if:

1. The driver has received a written reprimand for a "preventable" collision within the past three (3) years; and
2. The damage was reportable under state law; or
3. There were injuries; or
4. There was a policy violation by the driver.

Suspension or termination should be recommended if:

1. The driver demonstrated a willful violation of:
 - a. Law; or
 - b. A direct order; or
 - c. Sheriff's Office policies or procedures.

The following training may be recommended with the above disciplinary guidelines:

1. EVOC; and/or
2. Behavioral Modification; and/or
3. Other appropriate training deemed necessary.

9.02.055

APPEAL PROCESS: 04/15

1. The findings of the Precinct/Section DRB may be appealed to the Sheriff's Office DRB by the driver, Precinct/Section Commander or Division Commander.
 - a. The driver shall request an appeal on an Officer's Report via the chain of command to the Sheriff's Office DRB within ten (10) working days after written notification by the Precinct/Section board.
 - b. A Precinct/Section Commander or Division Commander may request an appeal within ten (10) working days after written notification by the Precinct/Section Board and include the reason(s) for their request.
 - c. The incident shall be reviewed as a new case and the Sheriff's Office DRB shall make an independent ruling by the next Review Board date.

2. The driver may appeal either the Sheriff's Office DRB's decision or disciplinary recommendation(s) according to their Collective Bargaining Agreement.

9.03.000 ASSIGNED VEHICLE PROGRAM (CPO)

9.03.005

POLICY STATEMENT: 01/07

It is the Sheriff's Office policy to effectively manage department vehicles to ensure the safety and security of citizens of King County. These goals may be obtained by:

1. Promoting the safety and security of the citizens of King County by greater police visibility and presence of police vehicles on the roads and highways of King County.
2. Increasing police/community relations through a better understanding of department objectives by increasing personal contacts and services performed by King County Sheriff deputies.
3. Deterring crime by limiting the apparent opportunity for criminals to commit an unlawful act by the presence of more vehicles.
4. Providing quicker police response times to certain types of calls and, by doing so, increase the opportunity to apprehend criminals.
5. Reducing the maintenance cost on vehicles in the fleet through individualized control and responsibility.
6. Providing quicker response of off-duty personnel when called back to duty because of an emergency.
7. Providing additional service to the citizens of King County by increasing the amount of time each deputy spends on patrol.

9.03.010

DEFINITIONS: 01/99

For the purpose of this policy:

"Vehicle" means any automobile, motorcycle, van, truck, or utility vehicle owned or leased by the King County Sheriffs Office.

"Department member, deputy, police officer, or officer" means anyone employed by the King County Sheriff's Office.

9.03.015

VEHICLE ASSIGNMENTS: 01/11

1. Acceptance of a vehicle is voluntary and incurs all the duties and responsibilities incorporated in this policy.
2. Vehicles shall be assigned to Divisions by the Undersheriff.
 - a. Division Commanders and Precinct/Section Commanders shall make further assignments to precincts, sections, units, or individuals.
 - b. When practical, vehicles appropriate for the assignment can be retained by members when they transfer to another unit, section or division.
3. Department members shall complete and submit a twenty four (24) Hour Take Home Vehicle Authorization (KCSO Form #A-147) to the Fleet Administrator via chain of command within one (1) working week of being assigned a vehicle.
 - Department members shall update this form upon any changes and resubmit it to the Fleet Administrator within one (1) week of any changes.

4. Vehicles shall be parked at the member's residence unless approved by a Precinct/Section Commander.
5. Vehicle assignment may be rescinded for just cause.

9.03.020

USE OF DEPARTMENT VEHICLES: 06/14

Vehicles are assigned to department members for use on-duty or off-duty assignments authorized by the Sheriff's Office.

1. Department vehicles may be used for:
 - a. Transportation to and from work.
 - When en-route to or from work members may transport family members to work, to day care or school as long as it does not unreasonably alter their normal route to and from work.
 - The Sheriff's Office must have a valid hold harmless agreement on file.
 - When en-route to and from work, members may stop along the way to conduct incidental personal business, such as going to the gym, cleaners, kids sporting events, market, etc. as long as it does not unreasonably alter their normal route to or from work.
 - b. Official department business.
 - c. Court.
 - d. Training.
 - e. Other functions approved by a Precinct/Section Commander.
2. Department members assigned to weekend On-Call status may use their vehicle to transport themselves to and from personal commitments within King County and within the 15 mile limit set in this policy.
 - Does not include family members.
3. When off-duty, department members are encouraged to monitor the radio frequency of the nearest King County Precinct when operating a department vehicle equipped with a police radio.
4. Precinct/Section Commanders or above are authorized to use department vehicles as needed to fulfill any responsibility of their command.
5. Department members shall not:
 - a. Use department vehicles without authorization.
 - b. Use department vehicles outside King County except:
 - In fresh pursuit of suspects.
 - On authorized official business.
 - When in On-Call status.
 - When authorized to take the vehicle home outside King County.
 - c. Allow any unauthorized person to operate or ride in a department vehicle.
6. Department members shall use police vehicles for secondary employment assignments unless exempted by policy (See GOM 4.03.030).

7. Department members residing outside the boundaries of King County may be authorized take home privileges if their residence is within fifteen (15) driving miles using the most reasonable and expeditious route from a border of King County.
 - a. For purposes of this section fifteen (15) driving miles includes miles traveled on a Washington State Ferry. If members are relying on ferry system miles to stay within the 15 mile limit they must calculate these miles and actually commute using the ferry system.
 - b. Department members, regardless of rank or assignment, who reside more than fifteen (15) driving miles from a boundary of King County may not commute in their department vehicles beyond the 15 miles of the boundary.
8. The department will not pay tolls or ferry charges for off-duty use of the vehicle.
 - If a department member resides in King County (Vashon Island) tolls or ferry charges shall be paid if use of the vehicle is duty related.
9. Except for lateral hires, probationary deputies shall not be issued a take home vehicle unless she/he has completed Phase III of the PTO Program.
10. Anyone who is suspended from duty must surrender the assigned vehicle during any period the suspension is in effect.
11. Patrol deputies participating in the program are expected to drive to and remain in their assigned district(s) during their normal duty hours unless directed to another area by higher authority, or by the requirements of the particular assignment, or as otherwise indicated in this manual section.
 - Deputies who choose not to take a vehicle home or whose vehicle take home authorization has been suspended shall be required to begin their shifts consistent with existing department policy and procedure.
12. Patrol sergeants who participate in the program shall begin and end their shift at their respective Precinct in order to review incoming reports and exchange relevant information with the supervisor who is securing from duty.
13. Members who elect not to take a vehicle home, or who reside beyond the fifteen (15) driving mile boundary, may leave that vehicle at an alternative King County facility or at an approved-secure government facility within a fifteen (15) driving mile boundary of King County, if approved by their Precinct/Section Commander.

9.03.025

GENERAL REGULATIONS: 04/19

1. Department members assigned vehicles on a personal basis shall exercise good judgment in utilizing such vehicles and shall not drive, use, or park vehicles in a manner that will cause unfavorable comment or discredit to the department.
 - Citations/Infractions incurred by department members shall be the responsibility of the member.
2. Department members will not presume any special privileges with a vehicle when off-duty, (e.g. any deputy living in an apartment complex will park his/her vehicle in the designated area at all times, (not in a reserved" or "no parking" area).
3. Deputies on transitional duty or disability status for an extended period will have marked police vehicles removed from personal assignment until such time as the deputy can return to full duty status.
 - a. Transitional duty deputies shall not drive marked vehicles at any time.

- b. Assigned vehicles for plain clothes commissioned members can be used for transitional duties if approved by a Precinct/Section Commander.
 - c. Members who normally drive marked vehicles and are on transitional duty shall be considered on a case by case basis when requesting the use of an un-marked vehicle.
4. Except in an emergency, unattended vehicles of all members shall be locked at all times. During off-duty hours, furlough days, all firearms, portable radios, computers and other items of obvious value will be locked in the trunk or removed from the vehicle.
 5. When a vehicle is left unattended at any garage or other service facility for maintenance or repair, the employee shall remove all firearms, portable radios, computers and other items of value from the vehicle.
 6. When a member is on approved leave for a period that exceeds five (5) days, exclusive of furlough days, the vehicle shall be left at the member's home, precinct parking lot or other secure location approved by a supervisor.
 - a. Member is responsible for notifying their supervisor of the vehicle location and ensuring that they have access to the vehicle keys.
 - It may then be used by other personnel on an emergency basis.
 7. Vehicles assigned to Contract Cities, Metro, etc., may have other general regulations for use of those vehicles.
 8. Absent of an emergency, members driving single occupant unmarked vehicles may not use HOV lanes during restricted hours.

9.03.030

LAPTOP COMPUTERS: 03/11

1. Department laptops contain highly sensitive information and shall be protected from loss, theft or unauthorized access. These devices contain information on suspects, but they also contain sensitive information on the victims of crime, and on department members.
2. Department members while on duty:
 - a. Shall protect mounted laptops by locking keyboards (using Ctrl-Alt-Del) and lowering the screen so it cannot be viewed outside the vehicle before leaving the vehicle.
 - b. Un-mounted laptops shall remain with the member or shall be locked in the vehicle's trunk.
3. Department members while off duty:
 - a. Shall not leave their assigned laptop in the vehicle mount or on the seats when not on duty.
 - b. The laptop shall be stored at the appropriate worksite, locked in the vehicle trunk or taken inside the member's residence.
 - Members must maintain information sensitivity and access to the equipment by unauthorized people while at home.
4. Laptops taken on trips remain subject to the same protection requirements.

9.03.035

OFF-DUTY VEHICLE OPERATION REQUIREMENTS: 05/08

1. Use of department vehicles during off-duty employment is addressed in GOM 4.03.000.

2. Deputies using a vehicle off-duty are not required to check in and out of service, but should advise the radio dispatcher when they are near an emergency call for police services.
 - Deputies are normally expected to respond to emergency or felony "in-progress" calls while off-duty and in the area.
3. Deputies may be dispatched to in-progress details while on off-duty status.
 - It is the responsibility of the duty field supervisor and the Communication Center dispatcher to minimize the use of off-duty deputies
4. Deputies shall summon an on-duty deputy to handle minor details.
 - If immediate action is necessary, the off-duty deputy shall handle the call.
5. Overtime pay begins when an off-duty deputy is dispatched or on-views an incident.
6. Off-duty deputies who respond to incidents without being dispatched will not be placed in an overtime capacity unless authorized or allowed by a supervisor.
 - Overtime shall be paid according to the collective bargaining agreement.
7. It may also be necessary for deputies in an off-duty status to take enforcement action against traffic violators or persons committing other crimes that the deputy may on-view.
 - a. In these situations where law enforcement action is taken against violations of criminal statutes, the off-duty deputy will be in an overtime pay capacity beginning with notification to the Communications Center.
 - b. Where no criminal enforcement action is taken or the situation did not merit police intervention, overtime compensation will not be paid unless the involved deputy can justify the legitimacy of the off-duty police involvement.

9.03.040

VEHICLE ACCESSORIES: 10/02

1. All permanently attached accessories shall be approved in writing by the appropriate Division Commander, some examples include:
 - a. Flashlight battery chargers.
 - b. Baton holders.
 - c. Cellular phones.
 - d. Rifle racks.
2. Authorized accessories shall be professionally installed at the member's expense.
 - Installation shall not affect the buy-back or resale value of the vehicle.
3. Electrical accessories should be inspected by the Radio Shop to ensure that they will not interfere with either the vehicle's electrical system or police radio.
4. Department members shall not purchase or install accessories with department funds without written approval by a Division Commander or his/her designee.
5. Installation of Citizen Band radios and permanently mounted police/fire frequency scanners is specifically prohibited upon installation of the 800 MHz radio system. Portable scanners (non-hard wire) are authorized.

- EXCEPTION: Specific vehicles assigned to Special Operations, the Skykomish area and the North Bend Substation area may be equipped with Citizen Band radios upon the recommendation of the Precinct/Section Commander and with the approval of the Chief of Field Operations or designee. Upon reassignment to a different area these radios must be removed from the vehicle.

9.03.045

VEHICLE MAINTENANCE: 10/02

1. Department members shall be responsible for the general maintenance of their vehicle (i.e., checking the oil and other fluids regularly).
2. Department members shall keep their vehicle clean.
 - a. Vehicles should only be washed at authorized vendor car washes.
 - b. Vehicles may be washed at a refueling station when the wash is included with the refueling of the vehicle.
3. All non-emergency maintenance or cleaning of vehicles shall be performed during normal duty hours.
 - a. Compensation shall not be paid for vehicle maintenance on off-duty time unless prior arrangements are made with the member's supervisor.
 - b. On-duty maintenance should be approved by the shift supervisor before taking the vehicle out of service.
4. Department members shall not:
 - a. Make anything but minor repairs (i.e., lights, fuses, etc.).
 - b. Alter the body, general design, appearance, markings, and mechanical or electrical systems.
 - c. Request King County Fleet Administration to add, exchange, or modify equipment.
 - All requests shall be made through the Precinct Vehicle Coordinator.
 - d. Have any repairs made to the vehicle, other than at an authorized facility.
 - e. Use fuel, oil, lubricants, or other additives in the vehicle other than those approved.
5. Department members shall not place unauthorized stickers, advertisements or license plate frames in or on department vehicles.
6. Department members are responsible for taking vehicles in for warranty and other services (i.e., factory recalls, oil and lube changes, safety checks, etc.).

9.03.050

ASSIGNED VEHICLE MAINTENANCE PROGRAM: 01/07

1. The King County Fleet Administration is responsible for maintenance of sirens, tires, light bars, spotlights, rear window lights, grill lights, engines, transmissions, differentials, and shall perform other services to ensure vehicle safety.
2. Members requesting that non-routine repairs or non-routine work be performed by the Motor Pool or Radio Shop must first obtain approval through PMU.
3. Members shall review vendor maintenance forms for accuracy. The form should include:
 - a. Vehicle equipment number.
 - b. License plate number.
 - c. Printed name of operator.

4. Members shall sign the vendor maintenance and safety check forms.
5. Members should document any service complaints and forward a copy to the Precinct Fleet Coordinators.

9.03.055

REPAIR OF DEPARTMENT VEHICLE BODY DAMAGE: 04/15

1. When a department vehicle is damaged, department members shall notify their immediate supervisor.
2. The County garage shall obtain bids and initiate the necessary repairs when the damage exceeds one thousand (1,000) dollars or when the vehicle is disabled.
3. Department members may be asked to obtain bids on serviceable vehicles when the damage is minor. When asked, deputies shall:
 - a. Obtain three (3) repair estimates and forward the original copies to the County Garage supervisor, within five (5) working days of the request.
 - b. Deliver the vehicle to the selected vendor upon notification by County Garage Supervisor.
 - c. Inspect the vehicle when repairs are completed by the vendor.
 - d. Sign and forward the vendor's invoice to the County Garage Supervisor.

9.03.060

INSPECTIONS BY SUPERVISORS: 05/09

1. Supervisors shall personally conduct annual inspections of department member vehicles under their control to ensure they are in good condition and all equipment complies with regulations.
2. Supervisors shall ensure that a Fleet Control Inventory (Form A-169) is on file and the 24 Hour Take Home Vehicle Authorization (Form A-147) are properly completed and reflects the proper information on the vehicle and equipment assigned to the vehicle.

9.03.065

FLEET CONTROL: 10/02

1. The KCSO Fleet Administrator shall have the overall responsibility for:
 - a. All department vehicles.
 - b. All department equipment used in department vehicles.
 - c. All undercover license plates used on department vehicles.
 - d. All issues relating to fleet operations.
2. Supervisors shall fill out a Vehicle Inventory Form (A-169) when:
 - a. A new vehicle is assigned to the department's fleet.
 - b. When there is a substantial change in the original configuration or outfitting of a specific vehicle, or
 - c. As requested by the KCSO Fleet Administrator.

9.03.070

PRECINCT/SECTION FLEET COORDINATORS: 10/02

Precinct/Section Fleet Coordinators are individuals assigned from all major work locations to assist in maximizing the use of Sheriff's Office vehicles at their work sites. Precinct/Section Fleet Coordinators shall:

1. Keep track of all department vehicles at their work locations.

2. Be the primary issuing authority for vehicles and related equipment.
3. Be the primary issuing authority for issuing fuel cards at their work locations.
4. Ensure department vehicles are maintained according to Fleet Administration schedules.
5. Maintain Precinct pool cars.

9.03.075

UNDERCOVER PLATES: 03/11

1. Deputies/detectives, driving fleet vehicles, shall use undercover plates issued by Washington State.
2. Members requesting undercover plates for fleet vehicles shall make the request to the Fleet Administrator via the chain of command.

9.03.080

EQUIPMENT, DEPARTMENT VEHICLES: 02/21

1. Department vehicles (excluding leased and direct charge) shall have the following equipment:
 - a. Current Voyager Card.
 - b. Current Pacific Pride Card
 - c. Fire Extinguisher.
 - d. At least 2 Blankets.
 - e. Flares.
 - f. Tire Chains.
 - g. Complete Jack and Lug Wrench.
 - h. Spare tire properly inflated.
2. Vehicles assigned to the specific areas listed below shall have the following additional equipment:

PATROL CARS

- a. First aid kit with CPR mask.
- b. Shovel.
- c. Shotgun and shells (if assigned).

UNDERCOVER VEHICLES

- a. First aid kit with CPR mask.
- b. Shotgun and shells (if assigned).
- c. Undercover emergency lighting.
- d. Other equipment as may be required for the specific duty assignment.

SPECIALTY VEHICLES

- a. First aid kit with CPR mask.
 - b. Other equipment as may be required for the specific duty assignment.
3. Department members are responsible for replenishing required items when needed.

9.03.085

VEHICLE REFUELING: 04/15

1. Department vehicles shall be refueled at Pacific Pride, King County refueling facilities or at other in-house fueling facilities when practical if the member has been issued the proper in-house fuel card.
2. All refueling entries shall have the driver's People Soft Number and correct vehicle mileage.
3. County refueling facilities are located at:

Black Diamond	20827 Auburn-Black Diamond Road, Auburn
Bruggers Bog/Cadman	19547 25 th Ave NE, Shoreline
Fall City	4343 Preston-Fall City Road, Fall City
Precinct 3	22300 SE 231 st Street, Maple Valley
Renton ER&R	155 Monroe Ave NE, Renton
Renton Wastewater Treatment	1200 Monster Road, Renton
Vashon	10021 SW Cemetery Road, Vashon Island

4. Pacific Pride locations are at: <https://www.pacificpride.com/location-search/>
5. Department members shall purchase "regular unleaded" gas at the least expensive fueling stations when they are unable to refuel at county facilities or Pacific Pride.

9.03.095

VOYAGER AND PACIFIC PRIDE CREDIT CARD USE GUIDELINES: 04/15

Voyager and Pacific Pride credit cards are assigned to each Fleet Administration motor vehicle.

1. Only the Voyager and Pacific Pride cards assigned to that vehicle shall be used.
2. Department members shall purchase "regular unleaded" gas at self-service pumps when they are unable to refuel at county facilities.
 - Purchase of "premium" or "super" requires a supervisor's approval.
4. All transactions shall include the driver's People Soft number and the correct vehicle mileage.
5. If the Voyager card does not work, call the 1-800 number on back of card and explain the problem.
 - If the problem is not solved, contact a supervisor.
5. Department members shall have a supervisor's approval making any emergency repairs over twenty-five (25) dollars.
 - a. After making emergency repairs, ensure the voyager card receipt contains the:
 - Signature and printed name of the authorized driver.
 - Vehicle equipment number.
 - Correct Mileage.
 - b. Supervisors shall:
 - Review the Voyager slip for approval.
 - Sign the back of the credit slip and forward it to the Fleet Administrator.

9.03.095

TOWING OF DEPARTMENT VEHICLES: 10/02

1. The towing company with the current contract for that area shall be called for Fleet Administration vehicles
 - a. Wrecked Department vehicles shall be towed to the Renton maintenance facility.
 - b. Mechanically disabled vehicles shall be towed to the nearest County maintenance facility.
 - c. Temporary disabled vehicles (vehicle stuck in mud, etc.) may be towed by the nearest tow if the arrival of the contractual tow will take too long.
 - Supervisors shall approve requests for the nearest tow.
2. Operators of Department leased vehicles shall familiarize themselves with any towing requirements set forth by the Department's Leased Vehicle Coordinator. Under no circumstances will the operator of a leased vehicle authorize a tow service to be charged to King County Fleet Administration.
3. Operators of Department owned (Direct Charge) vehicles shall contact:
 - a. Their supervisor, or
 - b. The Precinct Vehicle Coordinator, or
 - c. The Fleet Administrator, or
 - d. The Property Management

9.03.100

EMERGENCY EQUIPMENT ON PRIVATE VEHICLES, PROHIBITED: 06/92

Department members shall not install or carry on their private motor vehicles any type of emergency equipment without written permission from the Sheriff.

9.04.000 MOTOR VEHICLE IMPOUNDS

9.04.005

POLICY: 07/16

It is the Sheriff's Office policy that deputies shall document and explain all impounds on a Uniform Washington State Tow/Impound and Inventory Record or a SECTOR generated Impound Report and shall give the Communication Center/Data impound information before going off-duty. Impounds fall under RCW 46.55, KCC 46.08, and applicable contract city municipal codes.

9.04.010

DEFINITIONS: 07/16

For the purpose of this policy:

1. **"Abandoned vehicle"** means any vehicle parked on the public right of way for more than twenty-four hours or left in any publicly operated parking facility for at least forty eight (48) hours in violation of a posted parking ordinance or regulation adopted by the governmental agency having jurisdiction.
 - A vehicle shall not be considered abandoned if its owner or operator notifies law enforcement officials and requests assistance and is unable to remove it from its location.
2. **"Gross Vehicle Weight Rating" (GVWR)** means the maximum operating weight/mass of a vehicle as specified by its manufacturer. The GVWR information can be found on the vehicle identification label on the vehicle's driver side doorframe.
3. **"Impound"** means to take and hold a vehicle in legal custody. There are two types of impounds, public and private.
 - a. A public impound means that the vehicle is impounded at the direction of a law enforcement officer.
 - b. A private impound means the vehicle has been impounded at the direction of a person having control of or possession of the private property upon which the vehicle is located.
4. **"Junk vehicle"** means a vehicle declared under RCW 46.55.230 as meeting at least three of the following:
 - a. At least three (3) years old.
 - b. Extensively damaged, inoperable and without a valid or current registration plate.
 - c. Is apparently inoperable.
 - d. Fair market value is equal to the scrap value of its parts.
5. **"Tow"** means to take any vehicle but not to hold the vehicle in legal custody.
6. **"Wrecked, dismantled, or inoperative vehicle"** means a motor vehicle or the remains or remnant parts of a motor vehicle, or an extensively damaged recreational vehicle or boat, that is clearly inoperative and:
 - a. Cannot be made operative without the addition of vital parts or mechanisms, and/or
 - b. Is damaged to the extent that it prevents normal operation of the vehicle.
7. **"Vehicle" (RCW 46.04.670)** means every device capable of being moved upon a public highway and in, upon, or by which any persons or property is or may be transported or drawn upon a public highway, including bicycles. **"Vehicle"** does not include power wheelchairs or devices other than bicycles moved by human or animal power or used exclusively upon stationary rails or tracks.

8. **“Motor Vehicle” (RCW 46.04.320)** means every vehicle that is self-propelled and every vehicle that is propelled by electric power obtained from overhead trolley wires, but not operated upon rails. "Motor vehicle" includes a neighborhood electric vehicle as defined in RCW [46.04.357](#). "Motor vehicle" includes a medium-speed electric vehicle as defined in RCW [46.04.295](#). An electric personal assistive mobility device is not considered a motor vehicle. A power wheelchair is not considered a motor vehicle. A golf cart is not considered a motor vehicle, except for the purposes of chapter [46.61](#) RCW.
9. **“Registered Tow Truck Operator”** means any person who engages in the impounding, transporting, or storage of unauthorized vehicles or the disposal of abandoned vehicles.
10. **Type of Tow Truck Definitions**

Class A: Trucks are capable of towing and recovery of passenger cars, pickup trucks, small trailers, or equivalent vehicles.

- Suitable for most vehicles that are towed.

Class B: Trucks are capable of towing and/or recovery of medium size trucks, trailers, motor homes, or equivalent vehicles.

- Used for large trucks and smaller motor homes.

Class B2: Trucks are capable of towing or recovery of medium size trucks, trailers, motor homes, or equivalent vehicles and are rated at over 30,000 GVWR with air brakes.

Class C: Trucks are capable of towing and/or recovery of large trucks, trailers, buses, motor homes, or similar vehicles.

Class D: Trucks are equipped for and primarily used as "wheel lift" or non-recovery trucks.

Class E: Trucks are primarily designed and intended to transport other vehicles by loading and carrying the transported vehicle entirely on the truck. These vehicles may be a flatbed, slide back, tilt bed, or rail design truck.

Class S1: Trucks are capable of recovery, towing, or both of large trucks, trailers, buses, motor homes, or similar vehicles. Class S1 trucks have a rotating boom that essentially serves as a crane.

9.04.015

TOWING VEHICLES, GENERAL: 07/16

1. When requesting a vehicle tow, deputies should give the following information to the dispatcher.
 - a. Type of tow; private, department, accident, motorist assist, or impound.
 - b. Condition of vehicle; tire condition, damage, missing structural parts, rolled over or down an embankment etc.
 - c. Size of vehicle; a vehicle over 10,000 lbs Gross Vehicle Weight Rating (GVWR) and or has more than two axles will need a larger tow truck.
 - The GVWR information can be found on the vehicle identification label on the vehicle's driver side doorframe.
 - d. Consider the weight of what the vehicle is carrying.
 - e. The more information about the vehicle to be towed, the better chance of getting the proper type of tow truck.
 - f. Failure to give the proper information will likely result in higher charges for the vehicle's owner and will likely create further delay.

2. Deputies should not request special equipment for a tow such as a “flatbed”, class C, etc.
 - Decisions on the type of tow equipment is made by the tow operator based on the information given to them.

9.04.020

TOW COMPANY REQUIREMENTS: 07/16

KCSO has requirements that the tow companies on rotation with KCSO must meet as part of their Contract. The KCSO Tow Company Coordinator is responsible for holding the companies accountable and for investigating complaints against the company. The Tow Company Requirements and Disciplinary Policy are referenced in the TOW SOP. Requirements that are frequently referenced are listed below.

1. For most impound and tow requests, the following time limits apply. Exceptions exist for extraordinary circumstances such as weather, remote location, the tow company responding outside of its normal area, etc.
 - a. Class A, D, E tows: Between 0700 and 2200: the tow company must dispatch a driver to the scene within five (5) minutes and the driver must arrive within thirty (30) minutes of being dispatched. Between 2200 and 0700: the company must dispatch a driver within ten (10) minutes and the driver must arrive within thirty (30) minutes of being dispatched.
 - b. Class C, S-1, and other specialty type tows: Arrive within one hour (1) of being dispatched.
2. The tow company is responsible for cleaning up glass, debris, and fluids up to one (1) gallon from an accident scene. King County Roads and/or contract city public works should be called for larger fluid spills.
3. All companies on rotation with KCSO have a contracted rate for towing and storage that is universally applied. The amount changes based on the size of the vehicle being towed and/or the size of the truck needed to perform the tow. The contracted rate or the KCSO impound rate is applied whenever KCSO requests a company for towing service whether it be a private request or a department impound.

9.04.025

IMPOUNDS WITHOUT PRIOR NOTICE: 07/17

Most impounds are discretionary and deputies must consider reasonable alternatives before ordering a discretionary impound. Deputies shall document the reasonable alternatives the deputy attempted before ordering any impound. Deputies are reminded that any impound is a seizure of property. Vehicles shall not be impounded for “safekeeping.” A citation may be issued in lieu of or in addition to any impound. Impounds may be requested when:

1. The vehicle is impeding or likely to impede the normal flow of vehicular or pedestrian traffic. Deputies should take photographs in this instance.
 - The vehicle must be on public property or the public right of way.
2. The vehicle is illegally parked in a conspicuously posted restricted zone where parking is limited to designated classes of vehicle or is prohibited during certain hours, on designated days or at any time when the vehicle is interfering or likely to interfere with the intended use of such a zone.
 - A vehicle parked in a fire zone on private or public property may be impounded.
3. The vehicle poses an immediate danger to the public safety on private or public property.
 - a. A vehicle may be impounded if it is an environmental hazard.
 - An explanation of how it was creating a danger to the public must be articulated.

- b. An uninsured vehicle operated by an unlicensed or suspended driver may be considered an immediate danger to public safety. However, a licensed driver that is unable to provide proof of insurance shall not be considered a danger to the public
 - Unless there is a mandatory impound law in the jurisdiction or it was a DUI arrest, reasonable alternatives must be considered such as leaving the vehicle locked and parked or allowing a licensed insured driver to remove the vehicle.
4. The vehicle is a recovered stolen on private or public property (see sections 045 and 050).
5. The vehicle contains evidence of a crime or is evidence in a crime. The vehicle must be connected with the crime or part of the crime, not simply connected with the suspect (see section 055).
 - The vehicle may be on public or private property.
6. The vehicle is unattended at the scene of an accident anywhere (public or private property), or the driver of the vehicle involved in the accident is physically or mentally incapable or too intoxicated to decide upon steps to protect his or her property (see section 060).
7. Upon the arrest of the driver taken into custody, for something other than DUI or Physical Control which requires a mandatory impound, and the driver is mentally incapable of deciding upon steps to be taken to safeguard his or her property.
 - a. Arrest of the operator may not be the sole reason for an impound.
 - b. If the vehicle is on public property or the public right of way, it may be impounded if reasonable alternatives are not available.
 - Leaving a properly secured vehicle legally parked is a reasonable alternative.
 - c. If the vehicle is on private property because of the enforcement action (person is signaled to stop while on public road and enters private commercial property), the vehicle may be impounded if reasonable alternatives do not exist.
 - Leaving a properly secured vehicle lawfully parked on commercial property is a reasonable alternative unless permission to park the vehicle is revoked.
 - d. If the vehicle is on private property with the permission of the private property owner, the vehicle should not be impounded.
8. If a vehicle that is illegally parked in a stall or space clearly and conspicuously marked for disabled parking on private or public property may be towed without prior notice. Deputies should photograph the vehicle to document the violation.
 - The proper marking for a disabled parking spot is a vertical sign, between thirty-six (36) and eighty-four (84) inches off the ground, with the international symbol of access, whose colors are white on a blue background and the notice "State disabled parking permit required."
9. The vehicle is wrecked, dismantled, or inoperative and is on the public right of way or on publicly owned or controlled property.
 - a. Deputies should photograph the wrecked, dismantled, or inoperative vehicle.
 - b. If the vehicle is damaged, but operable, a twenty-four (24) hour notice is required (see section 015).
 - c. If the vehicle is on private property, deputies shall refer all complaints about the vehicle to the King County Solid Waste.
10. The vehicle registration is expired more than forty five (45) days. Deputies shall still make a reasonable attempt to contact the registered owner prior to impounding the vehicle.

9.04.030

IMPOUND WITH PRIOR NOTICE REQUIRED: 07/16

An impound may be authorized for an abandoned vehicle or one parked in violation of any law, ordinance, or regulation.

1. Vehicle on public property or public right of way. Deputies shall:
 - a. Make a computer check for stolen.
 - b. Attempt to identify and contact the owner of the vehicle.
 - This may be accomplished by contacting the complainant, nearby residents, or by conducting a registration check.
 - If the vehicle has current registration plates, a department member shall check the records to learn the identity of the last owner of record and make a reasonable effort to contact the owner by telephone or in person to give the owner the information on the notice of proposed impoundment. This can be accomplished by searching law enforcement databases, the internet, or the phonebook.
 - c. Ensure the vehicle is on the County right of way or State highway and not on private property.
 - If unsure, contact the Department of Transportation or the King County Geographical Information System (GIS).
2. If the vehicle is on private property, the deputy shall advise property owners or their agents they may impound vehicles privately under RCW 46.55.080.
 - If the vehicle is a junk vehicle or wrecked and dismantled on private property without the property owner's consent, the deputy shall advise property owners or their agents to contact King County Solid Waste.

9.04.035

ABANDONED VEHICLES ON PUBLIC PROPERTY: 07/16

1. When responding to abandoned vehicle details or complaints of vehicles parked over twenty four (24) hours deputies:
 - a. Shall make a computer check for stolen.
 - b. Shall attempt to identify and contact the owner of the vehicle to verify if the vehicle is abandoned.
 - This may be accomplished by contacting the complainant, nearby residents, or by conducting a registration check.
 - c. Shall verify that the vehicle is on the County right-of-way or State highway and not on private property.
 - d. Shall tag the vehicle if they are unable to contact the registered owner.
 - Use a twenty four (24) Hour Abandoned Vehicle Notice (KCSO Form #C-138).
 - Make an entry in their police notebook or CAD to this effect.
 - e. Shall attach a state approved reflective decal to the vehicle so the decal is easily seen by approaching traffic.
 - The decal should be applied to glass or chrome surfaces to avoid paint damage, whenever possible.

- f. Shall make a visible mark on the tire so they can see if the vehicle has been moved after tagging.
 - g. May impound the vehicle after twenty four (24) hours has elapsed if the vehicle has not moved.
 - h. May write the date and time on the vehicle's window using a water soluble marker.
 - i. May tag the vehicle even if it does not meet the impound provisions.
 - Make an entry in CAD to this effect.
 - j. Shall document and explain the impound in the Vehicle Impound Report detailing all attempts to contact the registered owner and how it was determined the vehicle had not been moved for twenty four (24) hours.
2. Deputies impounding vehicles for registration violations over forty five (45) days shall:
- a. Complete a Vehicle Impound Report including the expiration date of the registration.
 - b. Clear the incident as a "Vehicle License Violation" with the FCR of 427.
 - c. Deputies should only impound for forty five (45) day registration violations during the non-peak times outlined in section 3 below.
3. Abandoned vehicles in violation of the twenty four (24) hour notice, or wrecked, dismantled, inoperative vehicles should be towed only Monday-Friday during non-peak traffic times. This is an agreement that WSP and KCSO made with the tow companies so that they are available to respond to calls during the peak times and so they do not dispatch drivers on an overtime basis for lower priority calls.
- a. Non-peak times are 0900-1500hrs.
 - b. Vashon Island 1000-1430hrs.

9.04.040

IMPOUND WAIVER: 07/16

KCSO no longer has a waiver form. If a deputy opts to not impound a vehicle, a CAD entry should be made describing that the owner/driver did not want it impounded and that it was safe to leave it legally parked where it was.

9.04.045

JUNK OR HULK VEHICLES: 06/92

1. Deputies who have been certified by Washington State Patrol may sign hulk permits.
2. Deputies shall refer to RCW 46.55.230 for removal, disposal, or sale of junk or hulk vehicles.

9.04.050

ABANDONED JUNK MOTOR HOMES AND TRAVEL TRAILERS OR VEHICLES FILLED WITH GARBAGE: 07/16

King County Solid Waste has a grant funded program called the Community Litter Cleanup Program (CLCP). The CLCP will respond to remove trash, on a case by case basis, from abandoned vehicles prior to their impoundment and after a twenty four (24) hour notice has been made. Tow companies may initially decline to tow abandoned non-blocking vehicles that are filled with trash or hazardous materials (unless a prompt removal of the vehicle is required, i.e. exigent circumstances). The CLCP can also be utilized to haul away motor homes and travel trailers or other vehicles that qualify as junk or hulk vehicles in lieu of impounding them. Deputies should use the procedure for using the program is as follows:

1. Given that abandoned motor homes and travel trailers require larger trucks, specialized drivers, and generally take a lower priority than most calls for tow service, deputies are encouraged to make an appointment with the first tow company that is called on rotation to take the vehicle. This will make it much easier to tow these types of vehicles.
 - The appointment should take place during non-peak hours as described in 9.04.015.
2. If a department impound has been requested for an abandoned vehicle and the tow company declines to impound the vehicle due to it being full of trash or its apparent condition:
 - a. Contact the Tow Company Coordinator via email and advise them of the case number, the location, and the circumstances surrounding the incident. In most instances, photos of the vehicle requiring CLCP's assistance will be necessary and should be forwarded to the Tow Company Coordinator as well.
 - b. If there are exigent circumstances requiring the immediate removal of the vehicle, advise the tow company to remove the vehicle and to contact the KCSO Tow Company Coordinator as the program may still be used.
 - This should be treated as a normal impound and the appropriate forms and documentation are necessary.
 - c. In either case, the tow company uses its turn on the rotation as the program also serves as a benefit to them. Advise the dispatcher if the vehicle is not impounded and left behind for the CLCP to be utilized. The dispatcher will ensure that the vehicle is not entered into the WACIC system as impounded and that the company's turn in the rotation is still used.
3. If a department impound has not been ordered and the deputy determines that CLCP services are needed, contact the Tow Company Coordinator and they will make the arrangements with the CLCP to remove the vehicle. Again, advise the Tow Company Coordinator of the case number, location, and the circumstances surrounding the incident and forward any photos taken.
4. CLCP applies to abandoned vehicles on public property or County Right of Way only and does not apply to vehicles on private property.
 - For vehicles on private property, have the R/P contact King County Solid Waste.
5. CLCP is utilized on a case by case basis after it is screened through King County Solid Waste by the Tow Company Coordinator.

Nothing in this section is intended to take away the ability for a deputy in charge of the scene to immediately impound the vehicle if it is deemed necessary.

9.04.055

RECOVERY OF KING COUNTY STOLEN VEHICLES: 07/17

1. Deputies should release the vehicle to the registered owner or their agent.
2. The vehicle shall be impounded when:
 - a. The vehicle owner cannot be contacted and "impound" is indicated on the incident report.
 - b. The vehicle cannot be processed for evidence at the scene.
 - c. The vehicle poses an immediate hazard to public safety.
 - d. A private property owner wants the vehicle to be impounded and the owner is unable to remove the vehicle within a reasonable time.
3. Deputies should do all evidence processing at the scene.
4. Deputies **shall not** impound vehicles for "safe keeping".
 - This includes suspected unreported stolens.

5. Deputies shall secure any other stolen license plates as evidence if present.
6. Deputies **should** not call the registered owner of the vehicle.
 - a. Dispatchers **should** call the registered owner and verify to impound or leave the car at the scene as this is done over a taped line and the actual phone number called is recorded. This provides evidence that we properly attempted owner contact should the impound be disputed at a hearing.
 - b. If the owner wishes the car left, dispatch will advise them KCSO is not responsible for any damage/loss after we leave the scene.
7. If removal of the vehicle is appropriate, it should be a KCSO impound.
 - It can only be a private tow if the owner is present and able to sign the authorization for a private tow.

9.04.060

RECOVERY OF ANOTHER AGENCY'S STOLEN VEHICLE: 07/16

1. Deputies should verify the stolen vehicle with Data Control. Data will advise the originating agency's desired disposition of the vehicle i.e. impound yes or no, hold for evidence, etc.
 - Absent an agency's request for a hold, deputies should still have the communications center attempt to contact the registered owner over a recorded line as described in section 040.
2. If the registered owner requests that the vehicle not be impounded and they are unable to make a timely response to the scene, the vehicle should not be impounded if it was safe to leave it legally parked where it was.
3. All other procedures concerning the recovery of a stolen vehicle outlined in section 040 should be followed.

9.04.065

ACCIDENT SCENE TOWS/ IMPOUNDS: 08/02

1. When the driver at an accident scene is incapacitated or unavailable, deputies should request a department impound.
2. When the driver is capable and able to request a tow at an accident scene:
 - a. Request either a preference or non-preference private tow.
 - Drivers under the care of emergency medical personnel should be considered incapable and unavailable.
 - b. If the driver becomes incapable or unavailable before or while tow driver arrives, the tow must be converted to a KCSO Impound.
 - c. Do not request specific types of tow equipment, but do advise the dispatcher of any unusual problems with the vehicle, such as no wheels, vehicle cut in half, etc.
 - d. For non-preference tows, the Communications Center shall call the next rotational towing company from the approved KCSO list.
 - e. For preference tows, the Communications Center should request the specific tow company unless they have an excessive response time.
 - The deputy may request a closer tow or a non-preference tow if the response time is excessive.
 - f. Tow companies not called by KCSO should not be used when the vehicle is blocking the roadway unless the response time is similar to companies on the KCSO list.

9.04.070

VEHICLE IMPOUNDED FOR EVIDENCE PROCESSING: 07/16

Vehicles may be impounded for evidence processing at KCSO precincts or other county facilities that have a secondary locked area (i.e., a sally port) inside a fenced parking area or at designated tow companies that have complied with the KCSO Secure Storage Requirements. The unit doing the investigation has the final say on the location where the vehicle will be held.

When a vehicle is going to be held anywhere besides at a tow company, the deputy does not have to complete an impound form as long as they follow the tow truck to the KCSO facility. When the vehicle is to be stored at a tow company, a Tow/Impound and Inventory Record or a SECTOR Report shall be completed.

Deputies impounding a vehicle for evidence processing shall comply with the following guidelines when impounding to a tow company with secure storage:

1. Deputies shall request Secure Evidence Storage for the vehicle through the dispatcher.
2. Deputies shall follow the tow truck to the place of impoundment while keeping the vehicle under observation.
3. Deputies shall properly seal the vehicle using evidence stickers on all entrance points.
 - a. Deputies shall write the incident number, date, time, and by whom it was sealed, on the stickers.
 - b. Deputies should not place evidence stickers on areas likely to contain fingerprints or other evidence.
4. Deputies will monitor the tow driver as he/she erects a temporary chain link fence around the vehicle.
5. Once the fence is erected the deputy shall place a lock on the last two panels.
6. The deputy shall also place a numbered cable tie on the upper and lower section of this panel to further secure the vehicle. The numbers of each cable tie shall be documented in the incident report.
 - a. The lock and cable ties will be stored at the tow company; however, the tow company should not know or have the combination to the lock.
 - b. The Communications Supervisor will be called to provide the combination to the lock.
7. When placing an investigative hold on an impounded vehicle, deputies/detectives shall indicate on the Tow/Impound and Inventory Record:
 - a. The vehicle is being held for investigation by checking "Evidence" on the Uniform Washington State Tow/Impound and Inventory Record.
 - b. The supervisor approving the hold and unit it is being held for.
 - c. The reason for the hold.
 - d. Deputies shall also ensure that DATA is aware, using the proper procedure, that it is an evidentiary hold in order to ensure that the vehicle's location is not released until the hold is released.
8. If the hold is placed on the vehicle after the original impound, the deputy/detective will:
 - a. Contact the tow company in person and enter the hold information on the towing company's copy of the Vehicle Impound Report or:
 - b. Call the towing company and advising them of the hold and giving the towing company their name and serial number.
 - c. Note on the Incident or Follow Up report the date/time and who at the tow company you notified.
9. Deputies shall obtain a search warrant before searching and processing the vehicle.
 - The unit or deputy with the follow up responsibility shall process the vehicle on their next regularly scheduled work day or earliest opportunity and release any hold on the vehicle.

10. If the vehicle must be retained for a longer period of time, deputies shall move it to an appropriate storage facility approved by a Precinct/Section, or Unit Commander.
11. Releasing the vehicle from investigative hold is done by following one of the two below listed procedures:
 - a. In person contact with the towing company and signing the tow companies copy of the Vehicle Impound Report with the deputy/detectives name, serial number, date & time of the release, or
 - b. By faxing a copy of KCSO form "Investigative Hold Release" (B-169) to the towing company.
 - If faxing in the release authorization, deputies/detectives shall fill in the required vehicle information on the form, indicate what portion of the bill KCSO is responsible for by checking the appropriate box and checking the box indicating that the registered or legal owner has been notified along with the date, time and how notified.
 - If the owner is not known or deputy/detective is unable to contact the owner check box 4.
 - c. After completing the form it shall be faxed to the impounding towing company. The form, along with the fax transmittal sheet, shall then be placed in the case file and submitted to records.
12. If a vehicle is being released from a KCSO facility, the investigator shall make an attempt to contact the registered/legal owners of the vehicle and they should be given a reasonable opportunity to claim the vehicle. If the vehicle is not claimed or a registered/legal owner cannot be located, the vehicle should be impounded as an unauthorized vehicle on public property under RCW 46.55.080 and an impound form shall be filled out.
13. KCSO is responsible for towing and storage costs while the vehicle is in an investigative hold status. If a hold is later put on the vehicle after it was impounded, KCSO is responsible for the storage only during the hold period. The deputy on scene should sign the tow bill and all tow bills should be forwarded to KCSO Budget and Accounting.

9.04.075

ACTING AS AGENTS FOR TOW COMPANIES: 08/02

Deputies shall not act as agents for tow companies. Acting as an agent consists of, but is not limited to:

1. Requesting a specific tow company when it is not a private request.
2. Requesting KCSO approved tows out of rotation order or out of their assigned districts.
3. Recommending a particular tow company.
4. Using a non-approved Tow firm for KCSO impounds or non-preference tows.
5. Obtaining owner/operator signatures for private tows when owner/operator is being attended by medical personnel.

9.04.080

VEHICLE INVENTORY: 08/02

1. If the vehicle is impounded, an inventory search shall be conducted to find, list and secure from loss property in the vehicle.
2. The inventory search is conducted to protect the vehicle owner's property, to protect law enforcement from false claims of theft, and to protect law enforcement from potential danger.
3. An inventory search is not a general exploratory search for the purpose of finding evidence of a crime. When conducting an inventory search of a vehicle, deputies:

- a. Shall not open the trunk, even if it is accessible through a latch in the driver's compartment.
 - If a manifest necessity exists, such as an indication of dangerous contents, an inventory search may be conducted of a locked trunk.
 - b. May open an unlocked glove compartment.
 - c. Shall not open personal luggage, whether locked or not, during an inventory search of an impounded vehicle unless the owner consents to the search or there is reason to believe that its contents could be dangerous when stored.
4. Items of value shall be listed on the Inventory portion of the Tow/Impound and Inventory Record.

9.04.085

DISABLED MOTORISTS ON ROADWAYS: 07/09

Deputies should stop and render assistance to disabled motorists on county, city or state roadways and shall comply with the following guidelines:

1. General Assistance:
 - a. Deputies should try and assist motorists with directions or obtaining information whenever possible or any other assistance as long as the deputy is not engaged in a call, transporting a prisoner or that stopping would put the deputy or public in danger.
 - b. If there is a need for immediate assistance and the deputy is unable to stop, radio shall be notified and another deputy or appropriate assistance will be sent.
2. Mechanical assistance and towing:
 - a. When reasonable, deputies are encouraged to assist disabled motorists with changing tires, obtaining fuel or minor repairs the deputy is comfortable and knowledgeable in.
 - b. Deputies should not become so involved they are unable to respond to in progress calls. c. If a tow is needed for a motorist a call will be made to the preferred tow company.
 - d. If the motorist has no preference a tow from our rotation will be called.
3. While assisting a stranded motorist or passengers the deputy will take reasonable steps to insure their safety.
4. Disabled vehicles in the roadway:
 - a. Deputies will move or have moved any blocking disabled vehicle from the traveled portion of the roadway.
 - b. If the deputy has a fully marked police car with push bars they may elect to push the disabled to a safe area.
 - Deputies are not expected to manually push cars.
 - c. If the disabled vehicle cannot be pushed the motorist may request their own tow.
 - d. If heavy traffic or some other unsafe condition exists and the preferred tow cannot respond in a timely manner a department tow will be utilized.
 - e. Deputies should standby to maintain safety until the vehicle is removed.
 - f. If a disabled vehicle is in an area with good visibility and light traffic and the deputy is confident it is safe to do so, reflectors or flares can be used until the motorist's own tow arrives.
5. While assisting a stranded motorist or passengers the deputy will see that they are in a place of safety and instruct the parties to remain in the safe area until assistance arrives.

6. Emergency Assistance:
 - a. Deputies responding to medical emergencies occurring on the roadway shall request medical aid and may provide first aid up to the level of their training.
 - b. Patrol vehicles are equipped with fire extinguishers that may be used to put out small vehicle fires if the deputy determines it is safe to do so.
 - The fire department should be called to the scene.
 - c. Deputies will assist in lockouts only when a small child or pet is in danger, otherwise a tow company or lockout service should be called.
 - The Communications Center has a list of tow companies that will respond for free in these circumstances.

9.04.090

ABANDONED BOATS AND WATERCRAFT: 08/02

When responding to complaints involving watercraft the deputy should do the following:

1. Watercraft on a trailer: The normal impound procedures should be followed regarding vehicle impounds for the trailer with the watercraft information listed in the inventory section of the Vehicle Impound Report, listing any identifying marks/numbers, i.e. boat numbers or hull identification number (HIN), which is normally located on right rear, outside vessel.
 - If there are no identifying numbers on the vessel and the owner cannot be determined, a copy of the Vehicle Impound Report is to be forwarded to the Marine Unit for follow-up.
2. Watercraft not on a trailer: If the watercraft is not stolen or the identity of the owner cannot be determined, the Marine Unit is to be notified immediately and will handle removal of the watercraft.
 - State law prohibits towing companies from storing any watercraft that is not on a trailer.

9.04.095

REMOVING NON-LICENSED MOTORIZED VEHICLES: 09/04

1. Deputies may **not** impound non-licensed motorized vehicles (i.e., a wheelchair, golf cart or riding lawn mower, etc).
2. Deputies needing to haul away such items shall take them to the nearest Precinct.
3. A tow company on our tow list can assist with transporting the item.
4. Deputies using a tow company shall:
 - a. Have supervisor approval.
 - b. Sign the tow invoice.
5. The Property Management Unit cannot store such items for safety reasons.

9.04.100

COMPLAINTS AGAINST TOWING FIRMS: 08/02

Deputies with complaints concerning approved towing firms should submit their complaints in writing to the Sheriff's Office Tow Company Coordinator.

- This does not preclude the deputy from taking action against a tow company at the scene for witnessed violation of a criminal or infraction violation.

9.04.105

VEHICLE IMPOUND REPORT: 07/16

An Impound Report is used to authorize the impoundment of a vehicle, to authorize the tow company to have possession of the vehicle, to legally document the reason(s) the vehicle was impounded, and the reasonable alternatives explored prior to ordering a discretionary impound. An impound form must be provided to the tow truck driver on scene and cannot be emailed or faxed at a later time in lieu of providing it to the driver unless extraordinary circumstances exist. The report must be accurate and complete as it is often times the only document that is available at a contested impound hearing.

1. An impound form should be created for each vehicle being impounded. If a vehicle is towing a trailer, a separate vehicle impound report shall be created if both are to be impounded.
2. If another vehicle is contained within the vehicle being impounded, such as a car on a car trailer, a separate impound report is only required when the registered owner is different than the vehicle that is touching the roadway.
3. When towing multiple vehicles in the same event, such as multiple parking violations on the same street, one case number may be used; however, the Communications Center shall still perform the rotation command for each vehicle being towed.
4. When filling out the form, all applicable boxes on the form shall be completed prior to providing the form to the tow truck driver with emphasis on the following sections:
 - a. The registered owner shall be listed on the form and the legal owner as well if different from the registered owner.
 - The tow company relies on this information to release the vehicle and/or to process their paperwork.
 - b. The name of the tow company and the full tow truck WACIC/DOL number shall be listed.
 - c. The tow driver's first and last name shall be listed.
 - d. The location where the vehicle was towed from shall be listed.
 - e. A description listing why the vehicle was towed and the reasonable alternatives to impound for discretionary impounds shall be described in the narrative section including any applicable impound laws.
 - f. In the case of an abandoned vehicle, the date and time the vehicle was tagged, how the owner notification was attempted, and the evidence that the vehicle was not moved shall be listed in the narrative of the form.
 - g. The form shall be signed by the deputy authorizing the impound. The digital signature in the case of a SECTOR generated report is acceptable. The impounding deputy shall also include their serial number on the form.
 - h. There is not an approval process for the SECTOR version of the form. Deputies shall indicate on CAD or in their incident report how the impound form was created i.e. SECTOR or handwritten Impound Report.
 - The handwritten Impound Report will be sent to records after approval.
 - The SECTOR Report does not need to be sent to records.

9.05.000 TRAFFIC COLLISION INVESTIGATIONS

9.05.005

POLICY: 07/08

Often times minor traffic collisions are not reported to the police, and if reported, they can be handled in the Communications Center and a deputy need not be dispatched. When collisions are reported to the department certain criteria must be followed when investigating traffic collisions. It is the policy of the Sheriff's Office that deputies shall investigate all traffic collisions that are brought to their attention.

9.05.010

DEFINITIONS: 07/08

For the purpose of this policy:

“**Vehicle**” means every device capable of being moved upon a public highway and in, upon, or by which any persons or property is or may be transported or drawn upon a public highway, including bicycles. (RCW 46.04.670)

9.05.015

CRITERIA: 07/08

Deputies will investigate traffic collisions when dispatched or on-viewed or reported by third party, and meet the following criteria:

1. Deputies shall be dispatched to collisions when:
 - a. There are injuries or death.
 - This includes bicycle only collisions occurring on public roadways or King County property, where serious injuries are involved.
 - b. The accident creates a public hazard (i.e., blocking traffic, etc.).
 - c. The collision resulted in the release of hazardous material.
 - d. A dispute is occurring or the reporting party insists on contact.
 - e. There is damage to King County property or damage to city, county or state agency vehicles.
 - f. A hit and run vehicle is involved and was reported within forty-eight (48) hours of the event, or an injury or other unusual circumstance exists.
 - g. The operator of any vehicle involved is suspected of being under the influence of alcohol or drugs.
2. Deputies should be dispatched to collisions when property damage exceeds seven hundred (700) dollars.

9.05.020

COMMUNICATIONS CENTER RESPONSIBILITY: 04/94

If the collision meets the criteria in section .010, the Communications Center should:

1. Determine:
 - a. The exact location of the collision.
 - b. Number of vehicles involved.
 - c. Extent of injuries.
 - d. Hazards.
 - e. Blocking or non-blocking.
 - f. The name and address and phone number of the person calling.
2. Enter the appropriate information in the CAD system.
3. Dispatch the appropriate number of deputies.

9.05.025

DEPUTY(S) RESPONSIBILITY: 02/15

1. A collision report is not required when:
 - a. Damage to any one person's property is less than one thousand (1,000) dollars.
 - b. There are no injuries or death.
 - c. There are no criminal traffic violations.
2. Deputies should:
 - a. Assist the parties with exchange of information.
 - b. Record the date, time, and reason a report was not taken.
 - c. Explain that no further police action needs to be taken and give the drivers your name and work phone number.
3. A collision report (hand written or SECTOR) is required when:
 - a. The deputy is made aware of the collision by:
 - Being dispatched.
 - On-viewing it, or
 - Is notified by a third party.
 - b. Damage to any one person's property exceeds one thousand (1,000) dollars.
 - c. There are injuries or death.
 - d. A hit and run vehicle is involved.
 - e. The collision resulted in the release of hazardous material.
4. Deputies should:
 - a. Render first aid.
 - b. Protect the scene.
 - c. Request medical aid and additional assistance or equipment as needed.
 - d. Identify potential or actual fire hazards or other dangerous conditions.
 - e. Establish a safe traffic flow around the scene.
 - f. Check the driver for intoxication and, if applicable, follow the procedures in GOM 9.06.000.

- g. Collect physical evidence and/or photograph the scene when appropriate.
 - h. Take measurements and do a field sketch or detailed drawing, when appropriate.
 - Measurements shall be taken from the center of the tire.
 - Use triangulation or baseline method.
 - Always start from a known fixed object.
 - i. Complete a State of Washington Traffic Collision Report.
 - j. Provide the driver(s) with exchange of information.
 - k. Protect property of those who are injured.
 - l. Ensure that all spills and debris are cleaned up on the roadway.
5. Deputies should issue notices of infractions, criminal citations or make arrests when appropriate.
- a. Ensure the probable cause statement is written on the notice of infraction since collision reports cannot be used as evidence with NOIs.
 - b. Collision reports can be incorporated by reference on criminal citations.
 - c. Do not issue citations when the collision is going to be investigated by MARR.
 - d. Do not issue citations when a felony is involved.
6. Deputies shall not inform the involved parties that the case will be investigated further, unless the deputy intends to do the follow-up him/herself.

9.05.030

COLLISION SCENE TOWS/IMPOUNDS: 07/08

See G.O. section 9.04.060 for information on towing and impounding of vehicles involved in collisions.

9.05.035

HANDLING MARR SCENES: 07/08

1. The on-duty supervisor shall respond to the scene when a MARR call-out is anticipated.
2. The on-scene supervisor/deputy shall give the Communications Center the following information:
 - a. The extent of injuries (i.e., fatal, life-threatening, etc.).
 - b. The extent of damage.
 - c. Alcohol and/or drugs involved.
 - d. Extent of County liability.
3. The on-scene supervisor/deputy(s) are responsible for the crime scene until a MARR investigator arrives. Deputies shall:
 - a. Establish their own probable cause when alcohol/drugs are involved.
 - b. If alcohol/drugs are involved, obtain a blood sample, (Refer to G.O. 9.06.000).
 - c. Protect the crime scene:
 - Block off more area than is needed to ensure the whole scene is protected.
 - Do not allow unauthorized persons, vehicles, or the media into the scene.
 - Protect the evidence when allowing authorized vehicles into the scene.
 - Do not touch, pick up, or move anything unless it is absolutely necessary.
 - This includes drivers and passengers of the involved vehicles. They are not to move, touch or be allowed back into the involved vehicles unless absolutely necessary or authorized by the MARR investigator.

- d. Obtain the names, addresses, home and work phone numbers for all witnesses interviewed at the scene.
- e. Take written statements from witnesses who have significant information about the accident.
- f. Complete an officer's witness statement documenting all observations and actions taken at the scene.
- g. Remain at the scene until released by the MARR investigators.

9.06.000 DUI INVESTIGATIONS

9.06.005

DUTY TO ACT: 12/14

On-duty deputies shall take action on DUI/Physical control incidents that come to their attention.

9.06.010

ADMINISTRATION OF BAC VERIFIER TESTS: 12/14

1. Deputies and sergeants assigned to patrol shall maintain a current BAC Operator's permit.
2. Only personnel with a current BAC Operator's permit may perform a BAC Verifier test on a person arrested for DUI/Physical Control/Minor Operating.

9.06.015

DOCUMENTATION: 12/14

1. Deputies should, when applicable, use the State DUI Packet to document a DUI/Physical Control Arrest and supplement their reports.

<http://www.wsp.wa.gov/breathtest/btpindex.php#dui>
2. An incident report for all impaired driving related arrests is required.
3. The investigation narrative will be documented utilizing the Washington State DUI Arrest Report, an Officer's Report, or the incident report.
4. If the Washington State DUI Arrest Report or an Officer's Report is hand written or typed outside the KCSO records management system, it shall be attached to the incident report as a hand written or linked document.

9.06.020

NOTICE TO DEPARTMENT OF LICENSING (DOL): 12/14

Deputies will fax or email DOL paperwork to the DOL when applicable.

9.06.025

ARRESTEE'S PRIOR OFFENSE HISTORY: 12/14

1. Deputies shall attempt to determine the arrestee's prior offense history to determine if the offense is a felony and/or requires mandatory booking.
2. Deputies shall, when available, review the arrestee's ten (10) year abstract of Driver's Record from DOL.
3. Other options to obtain the driver's history include:
 - a. The driver's admission; and
 - b. The arrestee's WACIC/NCIC III history when available through the precinct or after hours through DATA.
 - c. If the arrestee's WACIC/NCIC III history is older than (5) years it must be obtained through DATA.

9.06.030

MANDATORY BOOKINGS: 12/14

1. Deputies shall book a person arrested for DUI/Physical control or an equivalent city ordinance when the deputy has a reasonable belief that the person has been convicted of a “prior offense” within the past ten (10) years (RCW 10.31.100). “Prior offenses” include:
 - a. Convictions of:
 - DUI (.502).
 - Physical Control (.504).
 - Vehicular Homicide (.520) while under the influence.
 - Vehicular Assault (.522) if the Vehicle Assault while under the influence.
 - A charge of Vehicular Homicide or Assault, committed in a reckless manner or with disregard for the safety of others if the conviction was for a charge that the prosecutor’s office originally charged as being committed while under the influence of intoxicating liquor or drugs, if known.
 - Negligent Driving in the first degree (.5249), Reckless Driving (.500), Reckless Endangerment RCW 9A.36.050, or equivalent local ordinances, if the original charge filed by the prosecutor’s office was a DUI, Physical control, Vehicular Homicide, Vehicular Assault, if known.
 - b. Deferred Prosecutions for:
 - DUI.
 - Physical Control.
 - Negligent Driving 1 if the case was originally filed by the prosecutor as a DUI/Physical Control/Vehicular Homicide/Vehicular Assault, if known.
 - Out of state convictions equivalent to the above.
 - Driving a commercial vehicle with alcohol in system: RCW 46.25.110
 - Operating a vessel while under the influence of alcohol or drugs. RCW 79A.60.040.
 - Operating an aircraft in the air, ground or water while under the influence of alcohol or drugs or in a careless manner endangering the safety of others. RCW 47.68.220.
 - Operating a non-highway vehicle while under the influence of alcohol or drugs RCW 46.09.470(2).
 - Operating a snowmobile while under the influence of alcohol or drugs RCW 46.10.490(2).
2. “Within ten (10) years” means the suspect was arrested for a prior offense that occurred within ten years before or after the arrest for the current offense, not a conviction.
3. If the deputy does not “know” if the arrestee has a prior offense, or is in doubt, the deputy always has the discretion to book the person into jail.

9.06.035

BOOKING ON COMPLETION OF SUPERFORM: 12/14

Deputies may book the arrestee upon completion of only the Superform. No other case documentation or citations need to be provided to the jail at the time of booking. Completion of the rest of the paperwork should be done according to GOM 15.00.020.

9.06.040

GUARDING HOSPITALIZED DUI/PHYSICAL CONTROL SUSPECTS: 10/16

1. If the jail does not accept the suspect for alcohol/drug related medical issues and the suspect has to be hospitalized prior to booking, deputies shall notify the on-duty sergeant.
2. The on-duty sergeant shall have the discretion whether to guard and book, cite, or take other appropriate action (i.e. release at a medical facility).

9.06.045

CHILDREN UNDER AGE 16 IN VEHICLES: 09/14

1. Deputies shall document when children under the age of sixteen (16) are passengers in the vehicle.
2. The deputy or sergeant shall promptly notify or arrange to have Child Protective Services (CPS) promptly notified, when children under the age of sixteen (16) are in the vehicle and the driver arrested for an alcohol related offense is the children's parent, guardian, legal custodian, sibling or half-sibling. RCW 46.61.507.
3. The deputy is not required to take children into custody unless the deputy is unable to release the children to another responsible person or agency, or the deputy has reasonable grounds to believe the children should be taken into custody under RCW [13.34.050](#) or [26.44.050](#).

9.06.050

IMPOUNDS FOR DUI/PHYSICAL CONTROL: 12/14

1. Deputies shall impound the vehicle of a driver arrested for DUI/Physical control under RCW 46.55.360. (including minors arrested for DUI/Physical control.)
 - Mandatory impound does not apply when minors are arrested for being under 21 and consuming alcohol or marijuana.
2. Deputies shall use the approved Tow and Impound form.
3. Deputies shall advise the driver that only a registered or legal owner of the vehicle, other than the driver, may redeem the vehicle before twelve (12) hours have elapsed from the time the vehicle arrives at the tow yard.
4. If the driver is a registered owner, the deputy shall notify the driver that he or she may not redeem the vehicle before twelve (12) hours have elapsed after the vehicle arrives at tow yard.
5. When the vehicle is a commercial vehicle or farm transport vehicle and the driver of the vehicle is not the owner of the vehicle, the deputy shall make a reasonable attempt to contact the owner and may release the vehicle to the owner, if the owner is reasonably available, and the owner was not in the vehicle at the time of the stop.

9.06.055

REQUEST FOR DRUG RECOGNITION EXPERT (DRE): 12/14

Deputies may request a DRE if the deputy has evidence the driver may be impaired by drugs. Factors to consider include:

1. A BAC or PBT test result of less than 0.08 and the driver's level of observed impairment is inconsistent with a low BAC.
2. There is other evidence indicating the person may be under the influence of drugs, or a combination of drugs and alcohol.

9.06.060

OBTAINING SEARCH WARRANTS FOR BLOOD DRAWS AND TESTS: 12/14

1. A person may legally consent to a blood draw, but may revoke consent at any time.
2. If the suspect refuses or revokes consent, deputies must obtain a search warrant. If exigent circumstances prevent the deputy from obtaining a search warrant, the deputy may conduct a warrantless blood draw.

See: <http://www.wsp.wa.gov/breathtest/btpindex.php#dui>

3. In vehicular homicide, vehicular assault, and felony DUI/physical control cases a search warrant for blood is highly recommended absent of exigent circumstances.
4. In cases where the evidence suggests alcohol consumption is the sole basis for impairment, dissipation of alcohol alone is an insufficient basis for a finding of exigent circumstances.
5. Deputies must articulate why the destruction of evidence was reasonably likely if the deputy had to take time to obtain a warrant before the blood draw.

9.06.065

JUDGES WHO MAY AUTHORIZE SEARCH WARRANTS: 12/14

1. For crimes occurring or originating in King County, any King County district, municipal or superior court judge may authorize a search warrant for persons, property or items located anywhere within the state.
2. Deputies should attempt to contact a district or municipal judge using the on-call phone numbers before attempting to contact a superior court judge for a blood search warrant.

9.06.070

FIREARMS: 10/16

When a person being arrested for DUI/Physical control has a CPL and is in possession of a firearm(s) (RCW 9.41.098), deputies shall take the firearm(s) and submit the firearm(s) for safe keeping.

- See GOM section 8.05.000

9.07.000 SPECIALIZED VEHICLES

9.07.005

POLICY: 09/09

The Sheriff's Office utilizes special purpose vehicles as needed. Personnel assigned to operate these specialized vehicles must be trained in their proper operation, maintenance, and the special tactical considerations unique to each individual vehicle. These vehicles include, but are not limited to: the major crimes response vehicle, prisoner transport vehicle, jail transport vehicles, multi-use mobile command vehicle, motorcycles, marine vessels, helicopters, airport rescue fire vehicles, bomb disposal vehicles, and TAC-30 vehicles.

9.07.010

RESPONSIBILITIES: 09/09

The Commander for each respective Division maintains oversight authority of and policy implementation related to department specialized vehicles. Contract City Chiefs and Unit Commanders shall maintain the oversight when specialized vehicles belong to contract cities or other entities (i.e., King County Airport). They also makes final policy decisions related to the selection and basic outfitting of all specialized vehicles within the division, contract city or other entity.

9.07.015

TRAINING AND QUALIFICATIONS: 09/09

1. A deputy must successfully complete department approved training for the operation of specialized vehicles while on assignment.
2. Unit commanders will ensure that deputies assigned to operate specialized vehicles keep their skills current with on-going in-service training, and may designate training days to work on specific skills.
3. A list of deputies who are qualified and trained to operate specialized vehicles will be maintained by the unit to which the vehicle is assigned.

9.07.020

OPERATION: 09/09

1. Specialized vehicles may be deployed in any area that requires the use of these vehicles and equipment.
2. The CDO, unit commander and supervisors assigned to the unit will determine when the use of the specialized vehicle is appropriate.
3. The unit commander and the supervisors assigned to the unit will determine the limitations of the use of the specialized vehicles, and may develop a unit manual to address specific operational procedures.
4. Due to their unique functions specialized vehicles may be deployed at community events with an operator on scene to answer the public's questions about their function and deployment.

9.07.025

EQUIPMENT: 09/09

1. Each deputy, authorized to operated a specialized vehicle, will be equipped with department approved specialized uniform and gear the department requires for the operation of a special vehicle.

2. Specialized vehicles will be equipped based on the generally accepted standard for their intended use.
 - a. Additional equipment may be added as approved by the unit commander.
 - b. Equipment should be checked regularly.
 - c. Unit commanders will document their inventory control measures for any specialized equipment items.
3. Any damage to a specialty vehicle or equipment will be reported to the unit commander.

9.07.030

MAINTENANCE: 09/09

1. Deputies will perform basic maintenance and safety checks on their vehicle or equipment, as taught during training.
2. Maintenance and repairs that are beyond the deputy's training or ability will be conducted by authorized personnel.

10.00.000 EXPOSURE CONTROL PLAN

10.00.005

INTRODUCTION: 02/16

Bloodborne pathogens are microorganisms that can be present in human blood and cause disease in humans. These pathogens include, but are not limited to, the human immunodeficiency virus (HIV), which causes AIDS; the Hepatitis B virus (HBV); and the Hepatitis C virus (HCV). It is the Sheriff's Office policy to reduce the risk of member exposure to bloodborne pathogens or other potentially infectious materials while providing emergency services to the public and to provide procedures for members who are exposed to bloodborne pathogens. This policy is intended to assist members when dealing with bloodborne pathogens or other potentially infectious materials.

10.00.010

DEFINITIONS: 02/16

For the purposes of this policy:

"Bloodborne Pathogens" means pathogenic microorganisms (i.e., HIV and HBV) that are present in human blood that can cause disease in humans.

"Contaminated" means the presence or reasonably anticipated presence of blood or other potentially infectious materials (OPIM) on an item or surface.

"Decontamination" means the use of physical or chemical means to remove, inactivate, or destroy bloodborne pathogens on a surface or items to the point where they are no longer capable of transmitting infectious particles and the surface or item is rendered safe for use or handling.

"Disability Coordinator" is a person in the Human Resource Unit who is responsible for coordinating efforts relative to department members with medical leaves of absence, disabilities, and transitional duties.

"Exposure Incident" means any specific incident involving eye, mouth, other mucous membrane, non-intact skin, or parenteral contact with blood or other potentially contaminated materials that results from the performance of an employee's job duties.

"HBV" means Hepatitis B Virus.

"HIV" means Human Immunodeficiency Virus.

"MRSA" means an infection with a strain of *Staphylococcus aureus* bacteria that is resistant to antibiotics such as methicillin, amoxicillin, and penicillin.

"Not Reportable Exposure" means exposures that do not require formal reporting procedures:

- Blood on intact skin.
- Blood on clothing or equipment.
- Being present in the same room as the infected person.
- Touching the infected person.
- Talking to the infected person.

"Occupational Exposure" means reasonably anticipated skin, eye, mucous membrane, or parenteral contact with blood or OPIM that may result from a member's performance of duties.

“Other Potentially Infectious Materials (OPIM)” means the following human body fluids - semen, vaginal secretions, cerebrospinal fluid, synovial fluid, pleural fluid, pericardial fluid, peritoneal fluid, amniotic fluid, any body fluid that is visibly contaminated with blood, all body fluids in situations where it is difficult or impossible to differentiate between body fluids, and any unfixed tissue or organ (other than intact skin) from a human (living or dead).

“Parenteral” means piercing mucous membranes or the skin barrier through incidents, such as, needle sticks, human bites, cuts, and abrasions.

“Personal Protective Equipment (PPE)” means specialized clothing and/or equipment worn by a member for protection against blood or OPIM.

“Regulated Wastes” means liquid or semi-liquid blood or OPIM, contaminated items that would release blood or OPIM, items that are caked with blood or OPIM and are capable of releasing these materials during handling, contaminated sharps, and pathological and microbiological wastes containing blood or OPIM.

“Reportable Exposure” means the direct exchange of a potentially infectious agent from a source individual to a member. These exposures include:

- Percutaneous: through the skin, a percutaneous exposure occurs when blood or body fluids are introduced through the skin (i.e., needle sticks, sustaining a cut by a contaminated sharp, blood or body fluids through an open wound/cut).
- Mucotaneous: a mucotaneous exposure occurs when blood or body fluids come into contact with a mucous membrane (i.e. blood or body fluids splashed or sprayed into eyes, nose or mouth).
- Respiratory Route: an unexpected respiratory exposure occurs when a member comes in direct contact with an infected person who is later diagnosed as having a serious communicable disease (e.g., tuberculosis and meningococcal meningitis).

“Source Individual” means any individual living or dead, whose blood or body fluids may be a source of occupational exposure to a member.

“Universal Precautions” means an approach to infection control. The concept of universal precautions is to treat all blood and OPIM as if known to be infectious for HBV, HIV and other bloodborne pathogens.

10.00.015

SHERIFF’S OFFICE RESPONSIBILITIES: 07/02

1. The Sheriff’s Office shall provide:
 - a. Information and training regarding the Exposure Control Plan.
 - b. Protective equipment for all occupationally exposed members.
 - c. Hepatitis B vaccinations for all occupationally exposed members.
 - d. Appropriate information and follow-up health care for members who have experienced a reportable exposure.
2. The Sheriff’s Office shall review its Exposure Control Plan annually and make all necessary revisions.

10.00.020

COMMUNICATION OF HAZARD TO MEMBERS: 02/16

1. Whenever possible, members shall be warned of possible blood or OPIM contamination by using universal "BIOHAZARD" warning labels/signs.

2. Warning labels/signs shall be affixed to regulated waste containers, refrigerators, freezers or any other receptacle containing blood, OPIM, or any other container used to store, transport or ship blood or OPIM.

10.00.025

OCCUPATIONAL EXPOSURE: 02/16

1. Department members whose duties involve occupational exposure to human blood or other potentially infectious materials should reasonably anticipate occupational exposure to blood or OPIM.
2. Occupationally exposed members should anticipate exposure to blood or OPIM when:
 - a. Performing and administering emergency medical care to persons.
 - b. Contacting combative persons.
 - c. Contacting contaminated evidence and/or property.
 - d. Responding to hazardous material situations.
 - e. Fingerprinting suspects, witnesses and other persons.
 - f. Collecting and processing evidence items.

10.00.030

EXPOSURE CONTROL PROCEDURES: 11/08

1. Members shall use universal precautions and/or work practice controls to eliminate or minimize exposure to blood or OPIM.
 - Personal protective equipment (PPE) shall be used when occupational exposure remains after institution of these controls.
2. Members shall not:
 - a. Eat, drink, smoke, apply cosmetics or lip balm or handle contact lenses while in areas of occupational exposure.
 - b. Keep food or drink in refrigerators, freezers, shelves, cabinets or on counter tops where blood or OPIM are present or likely to be present.
3. When in occupational exposure areas members shall:
 - a. Examine themselves for cuts, sores, hangnails, or abrasions and cover them with latex gloves or other waterproof dressing/bandage.
 - b. Wash their hands immediately or as soon as possible after removing gloves or other PPE.
 - c. Wash exposed skin with hot water and soap immediately after contact with blood or OPIM.
 - If water is unavailable, a germicidal hand cleanser shall be used, followed by hot water and soap as soon as possible.
4. When mucous membranes come in contact with blood or OPIM, members shall be immediately flushed with water.
5. Members shall not shear, break, bend, recap, or remove contaminated needles and other contaminated sharps.
 - Contaminated sharps shall be placed in Sharps Containers and/or Syringe/Needle Keepers.

6. Members shall package contaminated evidence in a puncture resistant, leak proof container/bag that is labeled and color coded as "BIOHAZARD".
 - If the item(s) collected can puncture the primary container/bag, the container/bag shall be placed within a secondary container/bag that is puncture-resistant and is also labeled and color coded "BIOHAZARD" or has a "BIOHAZARD" sticker affixed.
7. Members shall decontaminate all reusable items/equipment, if feasible.
 - a. When unfeasible, the items/equipment shall be disposed of as contaminated waste by placing the item in a red "BIOHAZARD" bag then placing it in a "BIOHAZARD" waste receptacle.
 - b. Members shall notify they're supervisor before depositing the item/equipment.

10.00.035

EXPOSURE EVALUATION AND FOLLOW-UP: 02/16

1. If a member sustains a "reportable exposure" to blood or OPIM they shall comply with the following:
 - a. EYES: If blood or OPIM gets into your eyes, flush immediately with water for at least five (5) minutes or use eye wash if water is unavailable.
 - b. MOUTH: If blood or any OPIM gets into your mouth, rinse your mouth with a 50/50 mix of hydrogen peroxide and water and then rinse with water.
 - c. NEEDLE STICKS: If you get a needle stick or puncture wound, "milk" the wound to induce bleeding.
 - Wash the wound area thoroughly with soap and water, or if water is unavailable, wash with a germicidal soap/towelette.
 - d. BITE OR SCRATCH WOUND: Bites, scratches or lesions shall be washed thoroughly with soap and hot water, or:
 - Pour a small amount of hydrogen peroxide on the wound.
 - Use a germicidal soap or towelette to thoroughly clean the wound area.
 - Cover the wound with a sterile dressing or bandage.
2. Reporting Procedures:
 - a. Members shall immediately verbally report all exposure incidents to their supervisor.
 - b. The member shall immediately seek medical attention by going to Harborview Medical Center Emergency Room, or any L&I approved medical provider <https://fortress.wa.gov/lni/imets/>, or a US HealthWorks Occupational Medicine Clinic <http://www.ushealthworks.com/Medical-Center/Washington.html>
 - c. Supervisors shall issue the member a Safety and Claims Workplace Injury and Illness Guide packet.
 - d. Both the supervisor and member shall follow the instruction sheets contained in the packet.
 - e. The member shall fill out the Sheriff's Office Occupational Exposure Incident Report (KCSO Form A-121) and submit it to the department's Disability Coordinator.

10.00.040

PERSONAL PROTECTIVE EQUIPMENT (PPE): 10/17

1. The Sheriff's Office issues PPE to members who are subject to an occupational exposure.
2. The Property Management Unit (PMU) is responsible for distributing PPE to Precincts or Units.

3. PPE consists of but is not limited to:
 - a. Disposable latex or allergy free gloves.
 - b. Disposable Nitrile gloves.
 - c. Packets of germicidal towelettes.
 - d. A face shield or safety goggles.
 - e. Disposable N-95 face mask.
 - f. Disposable Tyvek shoe/boot covers.
 - g. Disposable Tyvek laboratory coat or suit.
 - h. Self-sealing, disposable, red, plastic bag.
 - i. "BIOHAZARD" labels/stickers.
 - j. An instruction sheet or booklet.
4. PPE and replacement PPEs are distributed by the member's supervisor.
5. Members should select PPE that is appropriate for the potential exposure.
 - a. When in doubt, select maximal rather than minimal PPE.
 - b. This does not apply when a member feels in a specific instance that its use would prevent the delivery of health care or public safety services or would pose an increased hazard to their safety or others.
6. Members shall wear disposable latex gloves when there is potential for direct skin contact with:
 - a. Blood or other body fluids.
 - b. Infectious materials.
 - c. Mucous membranes.
 - d. Non-intact skin of persons.
 - e. When handling items or surfaces contaminated with blood or OPIM.
 - f. Deceased persons.
 - g. Narcotics testing and/or packaging.
7. Members shall wear disposable Nitrile gloves when dealing with or touching chemicals.
 - Disposable Nitrile gloves may also be used for any bio-hazards.
8. Disposable gloves shall be replaced when their barrier is compromised by a tear or puncture.
 - Disposable gloves shall not be decontaminated or re-used.
9. Members shall wear N-95 masks.
10. Members shall wear masks and safety goggles and/or face shields when there is a potential for eye, nose or mouth contamination due to splashes, spray, splatter, droplets or aerosols of blood or OPIM.
11. PPE shall be worn when there is a potential for occupational exposure.
 - a. Coveralls or similar clothing shall be worn when there is a potential for contaminating clothing with blood or OPIM.
 - Fluid-resistant clothing (including head covering) shall be worn if there is a potential for splashing or spraying blood or OPIM.
 - b. Fluid-resistant shoe covers shall be worn if there is potential for shoes to become contaminated by blood or OPIM.
12. PPE shall be removed immediately upon leaving a work area.
 - Place the PPE in the appropriate designated area or container for storage, decontamination or disposal.

10.00.045

HANDLING PERSONS WITH SUSPECTED INFECTIOUS DISEASES: 05/08

Members should:

1. Maintain a safe distance between yourself and the subject.
2. Avoid contact with open sores, lesions, weeping dermatitis, wounds, blood or body fluids suspected of being infectious.
3. Use extreme caution while conducting searches, making arrests or rendering assistance.
4. Wear leather gloves to avoid punctures by sharp objects when conducting searches.
5. Use caution when searching the clothing of subjects.
 - Discretion should determine if a subject should empty their own pockets.
6. Search purses, carefully emptying the contents by turning it upside down over a table, car hood or other flat surface.

10.00.050

IN-CUSTODY GUIDELINES: 03/93

1. Deputies shall notify their supervisor before transporting a subject who has blood or OPIM present on their person or clothing.
 - Ambulances shall be used when the transport is for medical reasons.
2. Subjects with blood or OPIM on them shall be transported alone whenever possible.
3. Transporting deputies shall write "BLOOD/BODY FLUIDS PRESENT" on the booking sheet.
4. Deputies shall inform other support personnel (i.e., firefighters, paramedics, booking officers, other law enforcement officers, etc.) when dealing with potentially infectious persons.
5. Suspects with blood or OPIM on them shall be isolated in a holding cell.
 - A "DO NOT ENTER" sign and the reason (i.e., Blood or OPIM Present. etc.) shall be posted on the holding cell's door.

10.00.055

EVIDENCE EXAMINATION AND PACKAGING PREPARATION: 02/21

Members shall comply with the following guidelines when examining, handling or packaging items suspected of being contaminated with blood or OPIM.

1. Use gloves when handling items suspected of being contaminated with blood or OPIM.
 - Some items may require additional protection, such as protective clothing, face shields, etc.
2. Package all sharp items (i.e., scissors, knives, scalpels, razors, broken glass, nails, etc.) in a protective manner and label "SHARP INSTRUMENT".
 - a. Evidence items shall be air-dried and double-bagged or boxed using paper.
 - Both the inside and outside bags shall be labeled "BIOHAZARD."
 - b. Non-evidence items shall be sealed in puncture resistant, leak proof, plastic bags/containers that are color coded and labeled "BIOHAZARD".

3. When used as evidence, package hypodermic needles in specially provided needle/syringe keepers.
 - Non-evidence hypodermic needles shall be packaged in a needle/syringe keeper and later disposed in a Biohazard Waste Receptacle.
4. Clothing and other biodegradable evidence shall be air-dried and double-bagged using paper.
 - Both the inside and outside bags shall be labeled "BIOHAZARD."
5. All other non-evidence items shall be double-bagged in puncture resistant, leak proof, plastic bags that are color coded and labeled "BIOHAZARD".
6. Tape should be used to package evidence.
7. Contaminated evidence shall not be placed in direct contact with table tops or other non-contaminated surfaces.
 - Wrapping paper, paper bags, drop cloths, or other coverings shall be used as surface coverings.
8. When air-drying contaminated evidence, wrapping paper should be draped around the item and marked with BIOHAZARD labels.
 - Members shall wear disposable gloves, eye protection and masks when air-drying and packaging this evidence.
9. Community items (i.e., pens, telephones, portable radios, etc.) shall not be handled with contaminated gloves.
10. Contaminated items shall be packaged separately from non-contaminated items.
 - Clearly mark all sides of the packaged evidence with bio-hazard stickers and/or bold red marker stating "BIOHAZARD".
11. Labels shall be placed on all contaminated packages so that they are clearly visible from five (5) feet away.
 - Large or odd sized articles (i.e., doors, etc.) that contain contaminated evidence (i.e., bloody fingerprint, etc.) shall have the concerned area protected by taped wrapping paper with warning labels affixed to the covering.
12. Once contaminated evidence is removed from a work area, the area shall be cleaned and decontaminated per section 055.
13. Wrapping paper, disposable gloves, masks or other items used in handling contaminated items shall not be deposited in the general trash.
 - Contaminated items shall be packaged in plastic BIOHAZARD bags/containers.
14. Contaminated evidence shall be stored separately from other non-contaminated evidence.
15. Contaminated evidence shall be placed in leak proof storage containers when transporting to the PMU.
16. PMU shall isolate contaminated evidence during storage.
 - PMU may refuse any contaminated evidence that is not packaged and/or labeled properly.

10.00.060

DECONTAMINATION: 07/02

1. Members shall clean and decontaminate all equipment (i.e., patrol vehicle, handcuffs, etc.) and environmental working areas (i.e., holding cells, BAC room, fingerprint room, etc.) when contaminated by blood or OPIM.
 - a. The last person to use the equipment/area is responsible for cleaning it.
 - b. Contaminated equipment shall be stored in puncture resistance, leak proof, color coded and labeled "BIOHAZARD" container until it can be decontaminated.
 - c. Equipment and/or work areas shall be decontaminated using a one (1) to ten (10) chlorine bleach solution or germicidal solution.
 - Large pools of blood or OPIM shall be blotted with paper towels before attempting disinfecting.
 - Floors and walls do not have to be disinfected unless they have been exposed to blood or OPIM.
2. All broken glass shall be handled as if it were contaminated with blood or OPIM.
 - a. Broken glass shall not be picked up by hand.
 - Use mechanical means (i.e., brush/broom and dust pan).
 - b. Broken glass shall be wrapped in paper/newspaper, placed in a labeled or color coded "BIOHAZARD" bag, and deposited in the "BIOHAZARD WASTE RECEPTACLE" at the precinct/unit.

10.00.065

REGULATED WASTES: 02/16

1. Contaminated sharps shall be placed in a "SHARPS CONTAINER" located in the evidence room at each precinct or substations.
2. "SHARPS CONTAINERS" shall be closed before removal or replacement to prevent spillage during handling, storage, transportation or shipping.
3. "SHARPS CONTAINERS" shall be replaced when they are three-quarters full.
4. Other regulated wastes (i.e., disposable gloves, towels, pads, coats, face shields, etc.) that are contaminated with blood or OPIM shall be discarded into containers marked with the red universal BIOHAZARD symbol.
 - a. The containers are supplied and maintained by the department's authorized Biomedical Waste Disposal Company and shall be located in the evidence room of each precinct, substations or in the PMU.
 - b. The containers shall be closed when full or before removal to prevent spillage during handling, storage, transport or shipping.

10.00.070

CONTAMINATED LAUNDRY: 07/02

1. Contaminated laundry shall be handled as little as possible, and without agitation.
2. Contaminated laundry shall be bagged or containerized at the location where it was contaminated.
 - Use leak proof bags/containers that are color coded/labeled "BIOHAZARD".

3. Contaminated laundry shall be transported to the member's worksite.
4. Contaminated laundry shall not be transported or stored with non-contaminated items.
5. When department issued or personal clothing is contaminated by blood or OPIM it will be decontaminated, if practical, at the department's expense.
 - a. Member's shall notify their supervisor and place the items in a leak proof bag/container that is color coded/label "BIOHAZARD".
 - If a supervisor determines that effective decontamination is not practical, discard the bagged item in a "BIOHAZARD" waste receptacle and have item replaced.
 - b. Members who are occupationally exposed shall have a second change of clothing available should their clothing become contaminated with blood or OPIM.
 - c. Members shall not take contaminated laundry to their residence or dry cleaners.

10.00.075

INFORMATION AND TRAINING: 04/17

1. Members classified as occupationally exposed shall complete annual training which should consist of but is not limited to:
 - a. Education on bloodborne diseases and mode of transmission.
 - b. Symptoms of bloodborne diseases.
 - c. MRSA infections.
 - d. Reviewing the Sheriff's Office Exposure Control Plan.
 - e. Recognition of tasks that may create injury.
 - f. Explanation of the types, use and limitations of PPE.
 - g. Explanation of the HB vaccine, including information on efficacy, safety, methods of administration and benefits of being vaccinated.
 - h. Information on post-exposure follow-up if exposure occurs.
 - i. Explanation of signs/labels and/or color coding used by the Sheriff's Office.
2. Written records shall be maintained for three (3) years after the training date and should include the following:
 - a. Dates of the session.
 - b. Contents of the session.
 - c. Name of person giving the training.
 - d. Name of persons attending the training session.
 - All members shall be tested to see if the course objectives were met.

10.00.080

HEPATITIS B VACCINATION POLICY: 04/14

1. The Sheriff's Office shall:
 - a. Provide information on HB vaccine to all occupationally exposed members.
 - b. Provide HB vaccine free of charge to all occupationally exposed members.
 - c. Arrange time for the member to receive the HB vaccine during work hours.
 - Routine booster dose(s) shall be at the department's expense.
2. The member wishing to obtain the HB vaccinations shall contact the department Disability Coordinator.

10.00.085

RECORD KEEPING: 06/05

1. Occupational exposure records shall be maintained for each member in the Safety and Claims Office and shall include:
 - a. The name and social security number of the member.
 - b. A copy of the member's HB vaccination status, including the dates of all HB vaccinations and any medical records relative to the member's ability to receive the vaccination.
 - c. A copy of all examinations, medical testing and follow-up procedures.
 - d. A copy of the information provided to the health care professional and the health care professional's written opinion.

2. The Sheriff's Office shall ensure that the member's medical records are:
 - a. Kept confidential.
 - b. Not disclosed or reported without the member's express written consent to any person within or outside the Sheriff's Office, except as required by law.
 - c. Maintained for duration of employment, plus thirty (30) years.

3. All records shall be made available upon request to authorized OSHA/WISHA officials, or to the member or to anyone having written consent.

10.01.000 TUBERCULOSIS EXPOSURE

10.01.005

INTRODUCTION: 10/94

It is the Sheriff's Office policy to reduce the risk of a member's exposure to tuberculosis and other communicable diseases while providing law enforcement services to the public. This policy is intended to assist department members when dealing with tuberculosis exposure.

10.01.010

DEFINITIONS: 10/94

"Bloodborne Pathogens" means pathogenic microorganisms (e.g., HIV and HBV) that are present in human blood that can cause disease in humans.

"Contaminated" means the presence or the reasonable anticipated presence of tuberculosis.

"HIV" means Human Immunodeficiency Virus.

"Occupational Exposure" means reasonably anticipated contact with TB bacilli may result from the performance of duty.

"PPD" means the Mantoux technique for testing an individual for tuberculosis.

"Personal Protective Equipment (PPE)" means a PR disposable mask to be used when possible tuberculosis contact may occur.

"PR" means a disposable, particulate respirator face mask that is designed to filter out particles one (1) to five (5) microns in diameter.

"Reportable Exposure" means the potential exchange of the infectious agent from a source individual to a department member.

"Respiratory Route" means an unexpected respiratory exposure occurring when a department member comes in direct contact with an infected person who is later diagnoses as having a serious communicable disease such as tuberculosis.

"Source Individual" means any individual who is known to have tuberculosis.

"Tuberculosis" means a communicable disease caused by a microorganism that manifests itself in bodily lesions, especially in the lungs.

"Tuberculosis Infection" means a condition in which tuberculosis organisms are present in the body, but no active disease is evident.

"Tuberculosis Transmission" means the spread of tuberculosis organisms from one person to another usually through the air (e.g., coughing, sneezing, talking).

10.01.015

DEPARTMENT RESPONSIBILITIES: 10/94

1. The department shall provide:
 - a. Appropriate information and training on its tuberculosis exposure control plan.
 - b. Provide all necessary personal protective equipment (particulate respirators) to members who are likely to be exposed.
 - c. Provide information and follow-up care if a member receives a reportable exposure while on duty.
2. The department shall review the tuberculosis exposure control plan annually.

10.01.020

OCCUPATIONAL EXPOSURE CLASSIFICATIONS: 06/16

1. Department members whose duties involve occupational exposure to human blood or other potentially infectious materials should reasonably anticipate occupational exposure tuberculosis
2. Occupationally exposed members should anticipate exposure to tuberculosis when:
 - a. Performing and administering emergency medical care to persons.
 - b. Contacting combative persons.
 - c. Transporting a known TB positive subject.
 - The above list does not cover every task in which members may be exposed.

10.01.025

PERSONAL PROTECTIVE EQUIPMENT, PROCEDURES: 01/98

1. Whenever an infectious TB patient is to be transported, the transporting member shall wear a HEPA filter mask.
 - The person being transported should also wear a particulate respirator if feasible.
2. HEPA filter masks may be beneficial in the following situations:
 - a. When appropriate ventilation is not available and the suspect shows signs and symptoms that suggest a high potential of infectiousness.
 - b. When a suspect is potentially infectious and is likely to produce bursts of aerosolized infectious particles as a result of coughing or spitting.
 - c. When a suspect is potentially infectious and is unable or unwilling to stop coughing.
3. Comfort influences the acceptability of the HEPA filter mask.
 - a. The more efficient the respirator the greater the discomfort breathing through it.
 - b. A proper fit is vital to protect against inhaling droplet nuclei.
 - c. Gaps between the respirator and skin cause the respirator to act more like a funnel than a filter, providing no protection.

10.01.030

POST EXPOSURE AND FOLLOW-UP: 10/94

1. The primary method in which department members will be notified about the exposure to TB is when they are contacted by hospital that diagnosed the patient.
 - The notification may take place between several days to twelve (12) weeks.
2. All department members, listed in section .020, should have a baseline PPD test on file.
 - a. The PPD test is available through US Health Works.
 - b. If the PPD is positive nothing further need be done since the member has already been exposed to TB in the past.
 - c. If the previous PPDs have been negative and are more that twelve (12) months old, the member should have a PPD test taken as close to the time of exposure as possible.
 - A follow-up test should then be taken ten (10) to twelve (12) week after the time of the first test.
 - d. If the skin test becomes positive, the member should seek medical treatment.
 - Members shall follow the steps listed in GOM 2.02.000.

10.02.000 RESPONDING TO REPORTS OF LETTERS, PACKAGES AND OTHER ITEMS SUSPECTED OF BEING CONTAMINATED WITH BIOLOGICAL OR CHEMICAL AGENTS

10.02.005

INTRODUCTION: 12/01

It is the Sheriff's Office policy to reduce the risk of employee exposure to biological and chemical agents while providing emergency services to the public. This policy is intended to assist department members when dealing with exposure to biological and chemical agents.

10.02.010

COMMUNICATIONS CENTER: 12/01

When the Communications Center receives a call about a suspicious letter, package, or other items suspected of being contaminated with a biological or chemical substance, and subsequently a deputy is dispatched, the caller should be instructed to:

1. Leave the item in place, do not touch, taste or smell it.
2. If it can be done without touching or moving the object, gently cover it with wastebasket or other similar covering.
3. Leave the room, or immediate vicinity of the item, until the deputy arrives.
4. Keep other people or pets out of the vicinity.
5. Thoroughly wash hands with soap and running water for at least fifteen (15) seconds.
6. Write down names of people who were present when the item was discovered.
7. Meet the deputy outdoors.

10.02.015

PATROL RESPONSE: 12/01

1. *Remember the 4 Don'ts for the WMD First Responder's Guide.*
 - a. Don't become a victim yourself.
 - b. Don't rush in.
 - c. Don't test, taste, touch, or smell anything.
 - d. Don't assume anything.
2. Deputies or supervisors may choose to make a preliminary phone call to the incident reporter before arrival on the scene. Upon arrival at the scene, interview the reporting person outdoors to avoid any airborne contamination from the item.
3. The following questions should be asked when the deputy arrives:
 - a. What is it that makes the letter/package/substance seem suspicious to the person reporting?
 - Lack of return address.
 - Suspicious sender.
 - Postmark from a place he addressee was not expecting correspondence from.

- Bulky or misshapen package.
 - Unexplained oily substance on package.
 - Unusual liquid, spray, or vapor.
 - Unexplained substance found in a suspicious location, etc.
 - Reporting party has unexplained physical symptoms.
- b. Is there a reason to believe that the recipient, business or organization, would be a likely target of terrorism?
- c. Is powder or some other suspicious substance visible on the outside of the package?
- If so, what does the substance look like?
- d. What were the circumstances of the exposure to the substance or the object?
- e. What was the nature of contact or potential exposure to the substance for any persons present?
- f. Did the person see particles in the air, or a cloud of particles?
4. Based on the answers to the above questions, deputies should make an assessment of whether or not the package or item presents a credible threat.
5. Deputies are strongly encouraged to call the Duty Officer at Public Health 24 hours a day at **(206) 296-4606** for consultation and advice regarding situations suspected to pose a credible threat.
- a. The Health Department will NOT respond to the scene but can give advice potential exposure to the substance.
- b. They cannot assess the credibility of the threat for you.
6. As a routine precautionary measure, after handling any of these types of calls, deputies should thoroughly wash their hands with soap and running water and wipe off their shoes with before getting back into their patrol car.

10.02.020

SCENARIOS: 04/17

SCENARIO A

1. If there is **no vapor, powder or other suspicious substance visible, and the deputy believes there is no evidence of a credible threat**, the deputy:
- a. Should provide instructions for the reporting party and encourage them to dispose of the item themselves.
- b. May offer to dispose of the package for the reporting party.
- To do this, the deputy should wear rubber gloves and carefully place the package into a "Zip Lock" type storage bag, then place that into a paper bag and seal it.
 - This package should then be transported back to the precinct and placed into the appropriate receptacle for later pick up by BDU.
 - The evidence custodian for the precinct should notify BDU of the package the next business day.
 - BDU will hold these packages for 60 days before disposal.
2. Deputies do not need to take an incident report or complete an evidence form. However, the following information needs to be affixed to the outside of the package:
- a. CAD number.
- b. Deputy's name.
- c. Date, time, and location where the package was found.
- d. A brief description of what it is. (i.e., letter from France with no return address.)

SCENARIO B

1. If there is **vapor, powder or other suspicious substance visible** but the totality of the information indicates to the deputy that the substance constitutes **no credible threat**, the deputy has three options:
 - a. Instruct the reporting party to dispose of the item as outlined above, or
 - b. Dispose of the item as outlined above, or
 - c. Call the Bomb Disposal Unit (BDU) for disposal, and call the appropriate Fire Department
 - d. Hazmat team if decontamination is necessary.
2. The person reporting should thoroughly wash their hands and clothing with soapy water as a general precautionary measure.
3. If there is a suspicious substance is found in a public place, like a bus, but there is no reason to believe it is a dangerous substance, the area can be washed down with soapy water by a person wearing gloves.
4. If the deputy disposes of the item, an evidence form does not need to be completed.
5. If BDU packages and stores the item, an evidence form will be completed.

SCENARIO C

1. If there is **vapor, powder or some other suspicious substance visible and** the *totality* of the information indicates to the deputy that the package or item **presents a credible threat**:
 - a. BDU shall be called to the scene to make a further assessment.
 - b. If persons at the scene have been exposed to the powder or other potentially hazardous substance, the appropriate Fire Department Hazmat team shall be called.
 - c. The persons who may have been exposed should be instructed not to leave the area and wait for a Fire Hazmat team. Fire will supervise any necessary decontamination.
 - d. The deputy shall also contact the Duty Officer at the Department of Public Health at (206) 296-4606) and ask to speak to a person on the Biological Emergency Response Team. They can assist in assessing the potential health risks associated with the substance, recommend treatment if necessary, and arrange for follow-up care.
 - Consultation with Public Health is required to obtain authorization for testing of the substance by Washington State Department of Health Laboratory.
2. An incident report shall be taken and BDU will complete the necessary paperwork and packaging for transporting the item to the Department Of Health Lab for testing.

10.02.025

BOMB DISPOSAL UNIT: 12/01

1. BDU will be called to assist patrol with suspicious packages or substances that constitute a credible threat to the safety of citizens or deputies. If possible, the BDU representative will speak to the deputy via phone before responding to assist the deputy in making the threat assessment.
2. Once at the scene, if the credibility of the biological or chemical threat cannot be determined, the BDU officer will safely package and store the item for a period of sixty days.
 - a. A copy of the incident report will immediately be sent to the local FBI office. If the FBI does not contact BDU to request further testing or processing of the item, BDU will dispose of it.
 - b. If circumstances dictate that immediate testing is necessary, and appropriate clearance is given by the Health Department, the BDU officer will make arrangements to transport the item the Washington State Department of Health Laboratory in Shoreline.

3. BDU will contact each precinct periodically to determine if any items have been placed in the hazardous materials storage container at the precinct.
 - If so, those items will be collected, held for sixty days and disposed of by BDU.

10.02.030

HANDLING LETTERS AND PACKAGES: 05/13

Professional staff responsible for opening mail will be provided with training, gloves, dust masks, and eye protection. These items may be used at their discretion. All KCSO personnel should follow these guidelines when opening mail.

1. Examine each item before opening it and check for the following traits listed below. Use common sense when assessing the level of suspicion each of these traits presents:
 - a. Originated from a foreign country.
 - b. Displays excessive postage.
 - c. Has misspelled words.
 - d. Addressed to a title only, rather than a specific person.
 - e. Wrong title for the addressee, i.e., such as "Sergeant Johanknecht".
 - f. Package is rigid, lopsided, bulky, or contains a protruding item.
 - g. No return address.
 - h. Has a strange odor.
 - i. The wrapper or envelope has stains from a substance inside.
2. Do not open the mail in locations that could aid in the spread of hazardous material, such as near a fan, ventilation system intake, open window, etc.
3. Wear nitrile, vinyl or latex gloves while handling mail and wash your hands when you're finished.
 - N95 masks and eye protection will be provided if you wish to take this additional precaution.
4. Be sure any cuts or abrasions on your hands are properly covered before handling mail. Gloves should also be worn if you have cuts or abrasions on your hands.
5. Do not tear packages open. Use scissors or other appropriate tool that allows for opening packages without disturbing the contents. The goal is to be gentle enough so you don't create a dust cloud if a powdery substance is present in the envelope.
6. If you believe a letter or package is suspicious, **don't open it**. Place it in a container that will be provided at each work site.
7. If you think the package or letter may actually contain some type of hazardous substance, contact a deputy to screen the item and handle per the protocol listed under "Patrol Response."
8. When the container of suspicious letters gets near full, contact BDU for disposal.

10.02.035

EXPOSURE: 12/01

Remember, if it suspected or known that an occupational exposure has occurred during the opening of a letter or package, the employee shall contact their supervisor who will document the incident and accordance with GOM 10.00.000, Exposure Control Plan.

10.02.040

THINGS TO KEEP IN MIND: 12/01

Deputies are encouraged to call Public Health when they are unfamiliar with a substance or potential dangers of various substances. Citizens who have concerns about their potential exposure to suspicious substances should be encouraged to call Public Health during business hours or visit their website at <http://www.kingcounty.gov/depts/health/communicable-diseases/health-care-providers/preparedness.aspx>

The local FBI office does not have the resources to respond to these incidents unless the substance is first confirmed through testing to be an actual biological or chemical threat. They do not have equipment to test or handle hazardous substances.

Not all fire departments have Hazmat teams. The closest Hazmat team may need to be requested from another jurisdiction.

10.03.000 EXPLOSION INVESTIGATIONS

10.03.005

INTRODUCTION: 10/00

The King County Sheriff's Office will investigate man-made explosions resulting from a criminal act. The Fire Department investigates non-criminal, accidental explosions (i.e., broken gas mains, careless handling of flammables, etc.) except explosions involving a fatality.

10.03.010

DETERMINING CAUSE: 07/93

Determining the cause of an explosion is often difficult and Police and Fire personnel must make a coordinated effort to protect the scene and any evidence that may be present.

1. The first deputy on the scene should contact and coordinate with the Fire Commander to initiate a joint investigation until the cause is determined.
2. Deputies shall provide traffic and crowd control, rescue, and other assistance when required.
3. If the explosion is determined to be non-criminal, the police shall assist the Fire Department as needed.
4. If the explosion is determined to be criminal, deputies shall assume control of the scene when all fires are extinguished.
5. If the cause of the explosion cannot be determined, the scene will be handled as a criminal matter until determined otherwise.

10.03.015

RADIO USAGE: 07/93

1. Whenever possible, deputies should avoid using either radios or cellular phones in the area of an explosion or explosive device.
 - Land line communication is preferred.
2. If this is not possible, radios and cellular phones may be used if the following precautions are used.

Redacted

10.03.020

HANDLING EXPLOSIVES: 07/93

Known or suspected explosives and explosive devices are not to be moved or handled by anyone except Bomb Disposal Unit personnel.

10.03.025

BOMB DISPOSAL UNIT (BDU): 10/00

1. The KCSO Bomb Disposal Unit is on-call twenty four (24) hours a day.
2. BDU members shall be contacted through the Communications Center.
3. BDU members will evaluate the call and determine the need to respond.
4. The BDU:
 - a. Renders explosives "safe" and collects explosives as evidence or disposal.
 - b. Assists with any of the following functions:
 - Evidence identification or collection at post-explosion scenes.
 - Handle, transport, or store items collected as evidence that are classified as explosive under the provisions of RCW 70.74.
 - c. Conducts follow up investigations involving bombs and explosive devices except in cases involving fatalities or attempted murder.
 - The BDU will provide technical assistance in such cases.

10.03.030

EXPLOSION AND BOMB SCENE INVESTIGATIONS: 07/93

1. At the scene of an explosion, deputies have the following primary duties:
 - a. Protect life and render aid.
 - b. Secure and protect the scene.
 - The scene shall be sealed and maintained without further disturbance as soon as possible.
 - Be alert for secondary devices intended to injure responders.
 - c. Minimize property damage and prevent looting;
 - d. Apprehend the suspect(s).
 - e. DO NOT TOUCH any items unnecessarily.
 - Know what you must touch. If not, leave it alone. Disturbing items at a blast scene can dislodge debris and cause the remainder of the structure to collapse, obliterate, or bury evidence or people.
2. The first deputy on the scene shall:
 - a. Take charge of the scene until relieved by a supervisor.
 - This includes keeping other deputies out of the area, unless needed for specific duties.
 - b. Notify the Communications Center as to the extent of damage and injuries.
 - c. Request aid car if there are injuries.
 - d. Request fire units if there is a possibility of a fire occurring due to the proximity of structures or power lines.

- e. Estimate and request the number of personnel needed to secure the scene.
 - Large-scale explosions may require the establishment of a command post.
 - f. Detain any known suspect(s) or witness(es).
3. Additional patrol units on the scene shall:
- a. Assist in protecting the scene.
 - b. Help search for casualties.
 - c. Enter and leave the scene by the same route, if possible.
 - Make a notation of access, exit, and search routes used by anyone assisting at the scene.
 - Make a notation of known areas where the scene or evidence has been contaminated.
 - d. Ensure gas and electrical power are shut off.
 - Often, the Fire Department will have arranged this, but check with the Command Firefighter to be sure.
 - e. Obtain suspect and witness information.

10.03.035

NOTIFICATIONS: 10/00

The Communications Center shall notify assisting agencies or units as indicated by information obtained from the complainant or as directed by on-scene units.

1. Explosions resulting in property damage should include the following notifications:
 - a. Fire Department.
 - b. BDU.
 - c. King County Fire Marshal Fire Investigation Unit only if a fire is involved.
 - In explosions resulting in a fire, the investigation shall be conducted jointly with the King County Fire Marshal
2. When an explosion involves injuries, fatalities, possible terrorist or political activity, extensive property damage, attempted murder, or a public utility, notify the following persons in addition to the above:
 - a. BDU Supervisor.
 - b. Major Crimes Unit.
 - c. The Command Duty Officer (CDO).
 - d. Bureau of Alcohol, Tobacco and Firearms (A.T.F.)

10.03.040

SEARCH OF THE SCENE AND FOLLOW-UP: 07/93

A careful post-blast search can recover up to ninety (90) percent of the device used to set off or contain the explosive material. Furthermore, fingerprints may sometimes be located from the fragments of the device or container. Therefore, extreme care shall be exercised when handling evidence.

1. After the rescue is completed and fire is out and the area is secured by patrol, notifications shall be made for necessary follow-up personnel.
2. The BDU shall process the blast site for physical evidence.
3. The Major Crimes Unit shall conduct follow-up investigations involving fatalities or attempted murder with the assistance of the BDU.
4. The BDU shall conduct the follow-up investigations involving bombs and explosive devices.
 - a. The BDU and the Fire Marshal shall provide technical assistance as required.
 - b. The BDU shall control any scene containing or thought to contain unexpended explosive devices until the scene is rendered safe.
 - c. The Commanding Firefighter controls the fire scene until the fire is extinguished.
5. Any evidence located shall be left undisturbed until photographs are taken from various angles and properly logged.
 - a. An overall sketch of the scene shall be made.
 - b. Evidence shall be measured from a point determined to be the center of the blast.
 - c. The item shall then be marked by a stake, or other suitable object, for later pick-up by the Evidence Technicians or investigators.
 - d. Refer to G.O. 8.02.000 for packaging and storing explosives.

10.03.045

PUBLIC RELATIONS: 07/93

1. The Media Relations Officer may be requested to respond to a large scale scene.
2. All statements to the press should be approved by the Post-Blast Investigation Team before release, which includes statements regarding the nature of the explosion.

10.03.050

EXPLOSIVE LAWS: 07/93

The explosive laws are in the Health and Safety statutes, RCW 70.74 (Washington State Explosive Act) and some of the more common situations deputies may encounter follows:

1. Purchasing explosives:
 - Permit required (RCW 70.74.135).
2. User of explosives:
 - a. Requires a "Users (blasters) license" or supervision by someone who has a permit (RCW 70.74.020).
 - b. All explosives must be used that day or be stored in a state approved magazine and a written report as to the quantity and type stored sent to the Department of Labor and Industries (RCW 70.74.120).

3. Transportation:
 - a. The vehicles must be driven by a person who is at least twenty one (21) years old and has a valid driver's license.
 - b. The vehicle must have signs on all four (4) sides reading "Explosives" in letters at least eight (8) inches high, or a twenty four (24) inch square red flag with white letters six (6) inches high reading "Danger" shall be mounted and readable on the rear of the vehicle (RCW 46.37.460).
4. Storage of caps:
 - Blasting caps must not be stored with explosives (RCW 70.74.100).
5. Discharging firearms or igniting a flame within two hundred (200) feet of explosives is prohibited (RCW 70.74.170).
6. Possessing explosives for unlawful purposes is a felony (RCW 70.74.180).
7. Placing a bomb is a felony (RCW 70.74.270).
8. Damaging property by explosion is a felony (RCW 70.74.280).
9. Depositing, leaving, or scattering explosives is a gross misdemeanor (RCW 70.74.310).

10.04.000 BOMB THREAT AND SEARCH PROCEDURES

10.04.005

INTRODUCTION: 10/00

This policy provides guidelines for deputies when dealing with bomb threats or searches for explosive devices. Threats and searches should always be based on the assumption that a bomb is present and will detonate.

10.04.010

BOMB THREATS TO KING COUNTY FACILITIES INSIDE THE CITY OF SEATTLE:

10/92

1. Seattle Police Department (SPD) investigates bomb threats or actual bombings involving King County facilities inside the City of Seattle.
2. The Communications Center shall become the Administrative Command Post.
 - a. All involved command personnel shall report to this location.
 - b. The person reporting the device shall be taken to the Communications Center to ensure availability to Bomb Disposal Unit.
3. Should a bomb threat to King County facilities inside the City of Seattle be received, the Communications Center shall notify:
 - a. SPD Communications Center via intercom and request that the SPD Bomb Unit respond to the KCSO Communications Center;
 - If time permits, the KCSO Bomb Unit should also be notified and advised of the situation with an E.T.A. for the SPD Bomb Unit.
 - b. Facilities Management at 296-0648 or after hours at 296-0135.
 - c. Courtroom security and advise the location of the device and request response to the scene.
 - After arrival on the scene and assessment of the circumstances, courtroom security shall establish a land-line connection with the Communications Center and shall remain open from the scene to the Administrative Command Post.
 - d. Command Duty Officer (after hours only).
 - The CDO shall notify department administrative personnel and select a designee (Sergeant or above, but preferably a Captain) to report to the Operational Command Post (OCP) for supervisory duties.
 - e. Should an explosive device be found to contain or placed with a hazardous material, the Seattle Fire Department's Hazardous Materials Unit shall be called to stand-by and take over from the Bomb Disposal Unit once the explosive portion of the device has been rendered safe.

10.04.015

BOMB THREATS, ALL OTHER: 10/92

Should a bomb threat be received to any precinct or other County facility outside the City of Seattle, the Communications Center shall:

1. Notify the Patrol Supervisor;
2. Dispatch a patrol unit according to normal procedures using the code **Redacted** rather than the term "bomb threat."
 - **Example:** "2-K-1, **Redacted** at the Bad Hair Club, 9654 16th SW with an E.T.A. of 30 minutes as of 1930 hours."
3. Deputies should not transmit from either the car or portable radio within a half (½) mile of the incident.
 - All communications from the scene should be handled by telephone.
4. Upon arrival at the scene, deputies should contact the property owner/manager to arrange for a search of the premises.
5. An incident report titled "Bomb Threat" shall be written.

10.04.020

OPERATIONAL COMMAND POST (OCP): 10/92

The first Bomb Technician on scene shall establish an OCP.

1. Only those with assigned duties should be permitted in the OCP.
2. Under no circumstances should non-technical personnel, non-essential personnel, or the press be permitted near or in the OCP.

The OCP supervisor shall:

1. Work closely with the Bomb Disposal Unit to determine an evacuation process, if necessary.
 - a. If the Bomb Technician feels that the device **could be** a bomb, the floor should be cleared immediately.
 - b. If the Bomb Technician is **almost certain** that the device is a bomb, the floors above and below should be cleared immediately.
 - c. If the Bomb Technician **confirms** that the device is a bomb, the entire building should be cleared immediately and a search started for other possible bombs in the building.
2. After the evacuation, ensure that the areas are clear and that sufficient personnel are posted to preclude anyone from accidentally entering the danger zone.
3. Work closely with Facilities Management to put the existing building evacuation plans into effect.
4. Maintain an open phone line to the Administrative Command Post in the Communications Center to verify that all notifications are made.
5. After the scene is safe, ensure that all operational personnel involved are contacted and released from their posts and that all appropriate notifications are made.
6. Refer the media to the Administrative Command Post.
 - Do not make any statement regarding how the bomb was rendered safe.

10.04.025

BOMB SEARCH, GENERAL INFORMATION: 10/00

Whenever an explosive device is reported to be at a particular location, but is not readily apparent upon police arrival, a search should be made. There is no foolproof plan to handle all incidents because of the wide variety of devices employed. The search must be properly organized and the participating search team must be thoroughly instructed. Since a bomb can take any shape, someone who is familiar with the area must assist deputies in the search to note something foreign to the surroundings. **The search should always be based on the assumption that a bomb is present and will detonate.**

1. Bomb Disposal Unit is detailed to bomb threats or searches when there is significant reason to believe that there is an actual explosive device present (i.e., previous bombings preceded by similar threats, similarity of targets to previous bombings, active terrorist or criminal groups in the area who have employed explosive devices in past crimes, etc.).
 - Refer to Call-Out procedures in G.O. 11.00.015.
2. K-9 Application:
 - a. The King County Sheriff's explosive K-9 handler should be called, and the incident screened, whenever the Field supervisor warrants the need.
 - Refer to Explosive K-9 callout procedures.
 - b. The Port of Seattle Police Department is the only other agency with explosive detection K-9's available to respond.
 - c. The Port of Seattle should only be called out as a last resort and only after the Field supervisor has determined that our K-9 is unavailable, and screened the plan with the Bomb Disposal Unit.

10.04.030

SEARCH PARTY: 10/92

1. Organizing the search party:
 - a. The number of persons in the search party is dependent upon the size of the area to be searched, number of personnel available, and the time remaining before the expected detonation.
 - b. It is advantageous to solicit help from persons familiar with the area to be searched (i.e., janitors, supervisors, secretaries, teachers, etc.).
2. The search commander shall:
 - a. Normally be the patrol sergeant who works with the owner/manager of the premises to be searched.
 - b. Establish a Search Party Command Post.
 - c. Assign a deputy to remain at the Command Post.
 - d. Organize the search party.
 - e. Obtain the following information:
 - How was notification of the bomb received?
 - What time was the notification received?
 - Who received the initial notification?
 - What has been done so far?
 - Has any possible target been identified?

- f. Brief the search party as follows:
- The exact words given regarding the location and expected time of detonation.
- Redacted**
- The pattern or method used at previous bombings or incidents.
 - The Communications plan.
 - The floor plan of the area, if available and time permits.
 - Locations of fire and medical personnel/units.
 - Search team assignments.
 - Search plan.
 - Applicable damage control techniques (Refer to section 160 for details).
 - Advise everyone: **"DO NOT TOUCH OR DISTURB ANY SUSPECTED PACKAGES AND REPORT THE LOCATION IMMEDIATELY TO THE SEARCH COMMANDER."**
- g. Stay informed of the search progress.
- h. Ensure that all unauthorized personnel are out of the search area.
- i. Prevent grouping of the search teams.
- j. Ensure that a complete search is made.
- k. Be prepared to brief the CDO, Bomb Disposal Unit, Detectives, and others if necessary.

10.04.035

SEARCH TEAMS: 10/92

1. Personnel assigned to the search party should work in teams of two (2).
2. When civilian volunteers are assisting, a deputy should be readily available for assistance and to relay information to the search commander.
 - This deputy should be with a special team or positioned in a specific area of responsibility such as a wing or a floor.
3. Search teams should also stay in a specific area of responsibility and report to the search commander immediately upon completing their portion of the search.

10.04.040

SEARCH PLANS: 10/92

Proper training in search methods is of little use without knowledge of where to search. It is extremely difficult to tell the search party what to look for since the configuration of the explosive device is limited only to the imagination of the bomber. A good search plan is one of the best contributing factors to defeating the device. Do not rely on random or spot checks of only logical target areas, as the bomber may not be a "logical" person. Don't be misled by concentrating so hard on hiding places and out-of-place objects that the obvious is overlooked. This may be exactly what the bomber wants. Be curious, but cautious. Even if an object has been sitting in the same place a hundred years, check it. Be aware of the following likely places to search for a suspected device:

1. Lockers.
2. Behind pictures, clocks, or other wall.
3. Freshly painted or plastered areas.
4. In toilet tanks or reservoirs.
5. Behind or under plumbing.

6. Manholes.
7. Inside couches and hollow furniture.
8. Basement areas.
9. Potted plants.
10. Disturbed soil.
11. Piles of grass and leaves.
12. Shrubbery.
13. Area-ways.
14. Ledges.
15. Ornamental facings.
16. Inside stoves, refrigerators, and other appliances.
17. Inside wastebaskets and trash cans.
18. Inside television and radio cabinets.
19. Inside closets.
20. Inside hollow lamp bases.
21. Under false floors.
22. Above false ceiling tiles.
23. Vehicles, etc.

10.04.045

SEARCH METHODS: 10/92

1. GENERAL OUTSIDE BUILDING SEARCH:

- a. Start the search outside the building at ground level.
- b. The outside search should cover at least two (2) stories and the roof.
- c. If there are enough search personnel available, they should divide the search party and allow some to start an inside search.

2. GENERAL INSIDE BUILDING SEARCH:

- a. Once inside the building, start at the bottom and work up. **Check the facilities areas first** (i.e., furnace room, electrical control areas, elevator shafts and pits, storage rooms, etc.).
 - These are generally in the basement or the sub-basement.
- b. If there are enough search personnel available, they should divide the search party again.
 - Have one (1) group rapidly check all public areas in the building (i.e., lobbies, halls, restrooms, stairs, elevators. etc.).
 - The remaining search teams should work their way up through the building.

10.04.050

EVACUATIONS: 10/92

When an evacuation is necessary, the following guidelines apply:

1. Pre-evacuation instructions:

- a. Leave all doors and windows **open** (opposite of a fire drill).
- b. Do not disturb light switches (i.e., if on, leave on; if off, leave off.)
- c. Disconnect all non-essential machinery, except those necessary to sustain human life (i.e., hospital equipment) or those that might cause a financial loss if turned off (i.e., computers).

- d. Have employees take with them what they brought to work (i.e., briefcases, bags, packages, etc.).
2. Evacuation instructions:
 - a. The decision to evacuate should be made by the individual in charge of the building, unless an explosive device or suspected device is found, in which case a police supervisor or deputy shall make the decision.
 - Deputies shall, if requested by the manager/owner of the premises, assist in the evacuation.
 - b. The evacuation should be done in a calm and orderly manner, following planned fire escape routes, if any.
 - c. Evacuation routes should take all persons at least five hundred (500) feet from the suspected structure or area.
 - d. The evacuation location should be under cover and out of view of the building.
 - Before evacuation, the area to be used for holding evacuees should be searched for possible explosive devices.
 - e. Individuals should be cautioned against giving information concerning the occurrence to persons not directly involved (i.e., motorists, passing pedestrians, members of the press, etc.).
 - f. Individuals should wait for a prearranged signal before reentering an evacuated area or building.
 - g. Upon reentering, individuals should be told to check their own area for unfamiliar objects.
 3. Deputies ordering an evacuation shall ensure that security of the area evacuated is maintained to prevent:
 - a. Unauthorized reentry, before the "all-clear" signal.
 - b. Confusion and disorder among the evacuated individuals.
 - c. Property damage or theft.

10.04.055

DAMAGE CONTROL: 10/92

Damage control measures are taken to minimize the damage resulting from the detonation of an explosive device. While it is often difficult to precisely estimate the destructive potential of a bomb, there are some procedures that may limit damage. When an explosion occurs, three (3) types of problems must be dealt with:

1. Fragmentation:
 - Fragmentation may be handled by constructing an armored shield and allowing the fragments to strike the shield and bounce off or by constructing a shield of absorbent material and allowing the fragments to lose velocity as they penetrate and are captured by the material.
2. Blast Pressure Waves:
 - Blast pressure waves may be totally confined or may be directionally vented.

3. Heat:
 - Heat protection consists primarily of removing flammable material from the immediate area of the suspected device.

10.04.060

DAMAGE CONTROL TECHNIQUES: 10/92

1. **Fire and medical service standby:**
 - Fire and medical teams should be in a close but safe position to provide rapid assistance.
2. **Disconnection of utilities:**
 - Utility services such as gas and fuel oil that may contribute to the damage of an explosion should be cut-off in the bomb area or disconnected throughout the facility.
3. **Venting:**
 - Windows and doors should be opened to vent the blast if a detonation should take place.
4. **Removal of flammables:**
 - Any material that could ignite and contribute to fire damage should be removed.
5. **Damage control barriers constructed by the Bomb Disposal Unit.**

10.04.065

FOLLOW-UP INVESTIGATION OF BOMB THREATS: 06/00

The Bomb Disposal Unit Detectives shall handle follow-ups to bomb threats with the following exceptions:

1. Bomb threats involving extortion or attempted extortion shall be investigated by the Major Crimes Unit.
2. Bomb threats to United States Government property shall be handled jointly by the BDU detectives and the FBI.

10.05.000 DOWN WIRES

10.05.005

INTRODUCTION: 04/14

The purpose of this policy is to establish safety guidelines for deputies when they encounter down wire situations.

10.05.010

DOWN WIRE RESPONSES: 04/14

When encountering down wires deputies:

1. Should consider all downed or damaged wires as “hot”, “live” or “energized”.
2. Shall under no circumstances attempt to touch or move the wire.
3. Should remain at the scene of a downed live wire and keep all pedestrians and vehicular traffic clear of the hazard area.
 - Downed wires that are not a life safety or traffic hazard do not require that deputies remain at the scene.
4. Shall notify radio when a down wire hazard exists.
5. Should notify the local power company of a down wire situation if it is undetermined which lines belong to which company.

10.05.015

WIRE CONTACT WITH VEHICLES: 05/95

1. Deputies shall not touch a vehicle that has down wires in contact with it or with a vehicle that appears to be energized.
 - An energized wire in contact with a vehicle can charge the vehicle with the same amount of electrical volts as the wire.
2. Common sense and good judgment should be exercised when approaching an occupied vehicle that is energized.
 - An electrically charged vehicle that is occupied can electrocute the deputy and/or its occupants if any part of the vehicle is touched.

10.05.020

SAFETY CONSIDERATIONS: 04/14

1. Overhead electrical wires carry from 110 volts to over 240,000 volts.
2. A dead wire can once again become energized because of back-up charging units that automatically turn power back on.
3. Cable TV and phone wires can be charged if they are in contact with a live wire.
4. Wet roadways or surfaces can create a possibility that the ground may be charged with an electrical current for a considerable distance around the area where the wire is in contact.
 - Consider thirty (30) feet as being charged when you first approach a down wire on wet surfaces or pavement.

10.06.000 NATURAL GAS EMERGENCIES

10.06.005

INTRODUCTION: 04/14

The purpose of this policy is to establish safety guidelines regarding natural gas emergency situations. First responder and life safety are always the first consideration. Expect and anticipate that natural gas can explode.

10.06.010

NATURAL GAS PROPERTIES: 04/14

1. Natural gas:
 - a. Is primarily comprised of methane (~95%).
 - b. Is odorless, colorless, and tasteless - an odorant is added as a warning signal.
 - c. Is non-toxic.
 - d. Is a simple asphyxiant by creating an oxygen deficient atmosphere.
 - e. Has a vapor density of ~0.6 - **Lighter than air – it rises.**
 - f. Can migrate especially when trapped underground.
 - g. Can be affected by the wind and the ability to detect its odor.

10.06.015

NATURAL GAS EMERGENCY RESPONSES: 04/14

1. Deputies responding to non-residential natural gas calls shall under no circumstances attempt to turn off the gas.
 - On residential leaks, deputies should consider the risk of sparking before deciding if they should turn off the gas and should only do so if they have the proper training and non-sparking tool.
2. Do not approach the scene in a vehicle, as it is a potential ignition source.
 - Do not park over manholes or storm drains.
3. Only approach the scene on foot with caution from an upwind location.
4. Do not use any potential ignition sources that may cause a spark near the scene (flashlights, cell phones, radios, vehicles, open flame).
5. If the odor of gas (a distinctive rotten-egg or sulfur smell) is detected, deputies shall back up, create an isolation zone and notify radio that a natural gas hazard exists.
6. Deputies should remain at the scene upwind at a natural gas leak and keep all pedestrians and vehicular traffic clear of the hazard area.
 - a. As an immediate precautionary measure, isolate spill or leak area for at least 330 feet in all directions.
 - b. Consider initial downwind evacuation for at least 1/2 mile for a large spill/leak.
7. If possible, locate pipe line markers, they display the name and phone numbers of the pipeline operator in case of an emergency.
8. The local gas company and fire department shall be notified of a natural gas emergency situation.
9. If there is a natural gas fire, do not attempt to extinguish the flames.

10. If there is a natural gas leak inside a building, deputies shall:
 - a. Not enter the building.
 - b. Evacuate the structures as necessary including surrounding structures.
 - c. Move evacuees and pedestrians to a safe distance beyond where potential debris would impact if the structure exploded, at least two buildings away.

11. Deputies shall liaison with fire and gas companies to establish a unified command and should remain on scene until the situation is stabilized and safe.

10.07.000 FENTANYL AND OTHER SYNTHETIC OPIOIDS

10.07.005

INTRODUCTION: 01/19

The purpose of this policy is to establish safety guidelines for deputies when they encounter substances, whether in an aerosol, liquid, solid or powder form, believed to contain a suspected synthetic opioid or other opioid analogs.

10.07.010

DEFINITIONS: 01/19

For the purposes of this policy:

“Carfentanil or Carfentanyl” means an analogue of fentanyl generally marketed as a general anesthetic agent for large animals. It has a quantitative potency of 100 times that of fentanyl.

“Fentanyl” means a powerful synthetic opioid analgesic that is similar to morphine but is 50 to 100 times more potent.

“Narcan or Naloxone” is a medication that blocks the effects of opioids and reverses an overdose, which is administered in nasal form. Narcan is a brand name for naloxone hydrochloride.

“Remfentanil” means a powerful synthetic opioid analgesic that is similar to fentanyl but shorter acting.

“Personal Protective Equipment (PPE)” means nitrile gloves and an N-95 face mask.

10.07.015

RISK AND LETHALITY: 01/19

The major risk from synthetic opioids is inhalation, but these opioids are also transdermal. A lethal dose of fentanyl can be as low as 2 milligrams. A lethal dose of carfentanyl would be equal in size to a grain of salt.

10.07.020

PATROL RESPONSE: 01/19

1. Deputies shall attempt, through investigation and observation, to determine if an unknown substance is a suspected synthetic opioid.
 - Careful consideration should be given to avoid exposure to any unknown substance.
2. When encountering a situation believed to involve a suspected synthetic opioid deputies shall:
 - a. Wear nitrile gloves and N-95 mask when dealing with suspected synthetic opioids.
 - b. Isolate the area from people.
 - c. Request a BDU/Hazmat Unit call-out if:
 - The suspected substance is unpackaged or uncontained.
 - **Never field test a substance believed to contain a synthetic opioid.**

- There is a suspected synthetic opioid lab or if a synthetic opioid is used or attempted to be used as a WMD
- d. If the substance is in a package or container; leave it in that package or container.
 - Call the BDU/Hazmat Unit for screening to determine if their response is necessary.
- e. If there is prepackaged medical fentanyl that is already sealed in a bindle or other packaging leave, it in that packaging.
 - If there seems to be no evidence of a credible threat, follow packaging instructions outlined in GOM 8.02.015(3), otherwise request a BDU/Hazmat call-out.
- 3. If anyone is showing signs or symptoms of exposure, call for the appropriate fire department response.
 - a. Exposed persons should be removed from area of immediate danger and should be instructed not to leave the area and wait for fire personnel.
 - Fire personnel will determine the need and supervise any decontamination.
 - b. If a person is in a life threatening condition, Narcan can be administered as outlined in GOM 5.07.100.
 - c. Contact the Duty Officer at Public Health, 24 hours a day at (206)296-4606, and ask to speak to the Biological Emergency Response Team.
 - They can assist in assessing the potential health risk associated with the substance, arrange treatment if necessary and arrange follow-up care.
 - Consultation with Public Health is required to obtain authorization for the testing of the substance by the Washington State Department of Health Laboratory.

10.07.025

SAFETY CONSIDERATIONS: 01/19

1. It is recommended that any call involving suspected synthetic opioids be handled by a minimum of two deputies and that those deputies be equipped with Narcan.
2. Anyone coming into contact with a suspected synthetic opioid should thoroughly wash their hands and clothing with soap and water.
3. Any used gloves or N-95 masks should be disposed of by first sealing them in a separate plastic bag before placing them in the trash.

11.00.000 CALL-OUT CRITERIA

11.00.005

POLICY STATEMENT: 11/05

It is the Sheriff's Office policy to establish guidelines for calling out specific units that may be necessary to conduct or assist with special investigations.

11.00.010

AIR SUPPORT: 06/92

1. The field supervisor shall determine the need for a call-out.
2. The pilot shall be advised of the situation and will make a decision whether to respond.
3. The Air Support Unit may be called out for the following situations:
 - a. An unusual occurrence or major event (i.e., earthquake, search and rescue, major fire, flooding, or a major felony perimeter).
 - b. Any situation requiring the capabilities of the helicopter.

11.00.015

BOMB/HAZMAT UNIT: 05/13

1. The Bomb/Hazmat Unit will respond to the following:
 - a. Suspicious packages.
 - b. Confirmed or suspected explosive devices, such as:
 - Pipe/PVC bombs.
 - M-80 or larger explosive devices.
 - Military ordnance.
 - Commercial explosives or components.
 - Items or locations suspected of being booby-trapped.
 - c. Explosions resulting in property damage, injuries, or fatalities.
 - d. Explosive chemicals are discovered, such as ether or picric acid.
 - e. Any intentional use/release of chemicals, biological or radiation.
 - f. Any unanswered questions about current explosive laws.
 - g. Fires where there is evidence that an explosive device was used.
 - h. Any situation where known clandestine laboratory manufacturing is occurring involving narcotics, chemical weapons, biological, explosives or waste is present.
 - i. The Bomb/Hazmat Unit does not respond to traffic accidents or industrial accidents involving hazardous materials.
2. Upon determining the need for a Bomb/Hazmat Unit response, the deputy will obtain approval from the field supervisor prior to contacting the Communications Center to request contact with the Bomb/Hazmat Screener.
3. The Communication Center Supervisor will contact the Bomb/Hazmat Screener to make the request.
4. The Bomb/Hazmat Screening Officer will contact the field supervisor or deputy via telephone and shall determine the need for a call-out.

11.00.020

BOMB K-9: 05/13

1. A Bomb K-9 will respond to the following:
 - a. Proactive bomb sweeps.
 - b. Proactive bomb sweeps for special events to include:
 - Support to Dignitary and VIP visits, large events, and high visibility targets.
 - Approval by the Captain of Special Operations or designee required.
 - c. Response to bomb threats when requested.
 - d. Support to KCSO Major Crimes investigations, which include the search for firearms evidence and post blast scenes. These missions require a Bomb K-9 Team certified at the trace level.
2. Upon determining the need for a Bomb K-9 response, the deputy will obtain approval from the field supervisor prior to contacting the Communications Center to request contact with the Bomb K-9 Screener.
3. The Communication Center Supervisor will contact the Bomb K-9 Screener to make the request.
4. The Explosive K-9 Screening Officer will contact the field supervisor or deputy via telephone and shall determine the need for a call-out.
5. If the Explosive K-9 Screening Officer is unavailable all Bomb K-9 requests will be approved by the Bomb/Hazmat Screening Officer for an outside agency response.

11.00.025

CRISIS NEGOTIATION TEAM: 03/19

1. A Precinct Commander, Command Duty Officer, or highest ranking supervisor at the scene shall determine the need for a call-out.
2. The Crisis Negotiation Team may be called-out for the following situations:
 - a. Known or suspected hostage situations.
 - b. Incidents involving barricaded persons.
 - c. Suicidal Barricaded Subjects.

11.00.0030

FIRE INVESTIGATION UNIT: 02/05

1. The Fire Investigation Unit member shall determine the need for a call-out.
2. Fire Investigation members should be notified for the following situations:
 - a. Fires where a death has occurred.
 - b. Fires where serious injuries have occurred and those injuries have required or are expected to require hospitalization of the injured party(s).
 - c. Fires that are suspected to be, or are known to be intentionally set.
 - d. Fires where the fire suppression agency has not determined a cause.
 - e. Fires that are suspicious.
3. Contract city fire departments are responsible for contacting the Fire Investigation Unit when the fire happened in their jurisdiction and meet the criteria above.

11.00.035

K-9 UNIT: 03/11

1. The field supervisor shall determine the need for a call-out.
2. The field supervisor will relay their request for either a KCSO generalist K9 team and/or narcotics detection K9 team through their radio dispatcher.
 - a. After notification, K9 deputies will have five minutes to notify of their intent to respond.
 - b. If no response is received after five (5) minutes, the field supervisor may immediately request an outside agency K9 response.
3. If the field supervisor deems the situation an emergency, making a delayed response impractical, an outside agency K9 team may be requested to respond immediately to the incident, prior to calling out a KCSO K9 team.
4. K9 teams may be called out in support of other specialty unit actions as needed.

11.00.040

LATENT PRINT UNIT: 04/18

Crime scene callouts for latent print processing may be requested as follows:

1. All callouts must be authorized by a detective, sergeant, or supervisor.
2. Requests for field processing should be directed to the King County Regional AFIS (KCRA) Latent Call-Out Line at (206) 423-8749.
 - a. During normal business hours, Monday – Friday 0800 – 1730 hours, the Processing Unit is comprised of processors stationed in the field who are available to respond to property crimes and non-complex crimes against persons.
 - No specific criterion need be met to request Processing Unit response other than approval by a supervisor.
 - Response is based upon availability and workload at the time of the request.
 - A commissioned officer must remain at the scene to provide security while processing is performed. Exceptions may be made for vehicles located in a secure area.
 - b. Outside normal business hours KCRA responds to scenes on a case-by-case basis, depending on the circumstances and availability of staff members.
 - Responses are typically limited to crimes against persons (e.g. assault, rape, homicide) or large crime scenes that would be impractical for a deputy to process alone.
 - AFIS staff may not be able to respond when:
 - When the printable surfaces are limited and the deputy could reasonably complete the processing before AFIS staff arrived.
 - The destruction caused by processing outweighs the probability of finding latent fingerprints.
 - No deputy is available to stay at the crime scene with AFIS staff.
 - No AFIS staff or vehicles are available.
 - c. If the situation does not warrant AFIS response or AFIS staff are unavailable, processing advice can be provided over the phone or suggest suitable alternatives.

3. Considerations when requesting a callout:
 - a. A warrant must be obtained or consent provided.
 - b. Other forensic units (MARR, WSP) responding should have completed their work or have identified areas that are ready for latent print processing.
 - c. A deputy or detective must be present at the scene until latent processing has been completed. Exceptions can be made for vehicles located in a secure area.
 - d. The deputy or detective should notify the owner that processing could cause damage to their property and ensure they are consenting to the risk and cleanup.
 - e. Latent processors may need power to provide adequate lighting during processing.
 - f. If outside normal business hours consider whether the scene can be held for processing during business hours.
 - g. The existence of evidence regarding the possibility of gloves being worn by the suspects.
4. The requestor should notify the Latent Print Unit if there is blood evidence present, as chemicals may be used to process for prints.
5. Latent prints recovered by Latent staff will be retained by latent staff and transported to the office for comparison. If evidence items are identified as needing to be submitted to the Latent Processing Lab, a deputy at the scene will need to collect the items and submit them through the Property Management Unit.

For questions, please call the Latent Call-Out Line at (206) 423-8749.

11.00.045

MAJOR CRIMES UNIT: 01/19

The Major Crimes supervisor shall be notified in the following situations and will determine the need for a call-out.

1. Homicides.
2. Deaths of persons under the age of 18.
 - Child death investigation call outs should consist of a dual response by detectives from both the Major Crimes Unit and the Special Assault Unit.
3. Deaths of persons in bathtubs, hot tubs or swimming pools.
4. Suspicious deaths.
5. Life-threatening assaults.
6. Suspected human remains/bones finds.
7. Deputy involved shooting (excluding animal euthanasia or accidental discharge with no injuries).
8. Deputy involved use of physical force resulting in life-threatening injuries.
9. In custody death or in custody suicide attempt resulting in life-threatening injuries.
10. Bombing or fire resulting in a death.
11. Bombing resulting in an injury to a person other than the suspect(s).
12. Child abductions or significant missing person incidents.
 - Child abduction call outs should consist of a dual response by detectives from both the Major Crimes Unit and the Special Assault Unit.
13. Bank robberies.
14. When the on-scene supervisor determines that Major Crimes may be able to provide necessary advice or assistance.

11.00.050

MARINE RESCUE DIVE UNIT (MRDU): (06/17)

1. If no MRDU personnel are on duty, the Communications Center supervisor or field supervisor shall notify the MRDU sergeant in any of the following water related situations occurring in King County. This includes Puget Sound, lakes, rivers and other bodies of water, including flooded areas:
 - Report of drowning or suspected drowning.
 - Drownings require immediate notification.
 - No verification of drowning is needed.
 - Any incident involving death, injury that requires medical treatment beyond first aid or damage more than \$2000.
 - Anytime a person disappears under circumstances that indicate death or injury.
 - Person(s) in need of rescue or recovery.
 - Fire.
 - Oil or any other chemical spill.
 - Emergency signal or call for assistance.
 - Any unusual occurrence.
 - Trees, logs or any other debris or hazard that create a danger to the public or property.
 - Person(s) that fall through ice.
 - Search for evidence.
 - Submerged or partially submerged vehicles.
 - Request for divers.
2. The MRDU sergeant will determine the need for a call-out.

11.00.055

MARR UNIT: 06/10

1. The MARR Unit shall be called out for the following situations:
 - a. Any traffic related fatality.
 - b. Any serious injury collision that may result in death or permanent impairment.
 - c. Any KCSO involved collision involving significant injuries and/or extensive damages.
 - d. Bicycle-only collisions occurring on public roadways or other King County property (i.e., parks, trails, etc.) involving death, likelihood of death or permanent impairment.
 - e. Fatalities resulting from vehicles being swept away or otherwise caught in a flood.
 - f. Light aircraft or train accidents involving death or a likelihood of death, and no State or Federal agency assumes jurisdiction.
2. The field supervisor shall evaluate the need for a call-out for the following situations.
 - a. When any County vehicle is involved in a collision and:
 - Anyone is injured and/or,
 - There is significant damage to any property.
 - b. Any collision that may result in civil litigation against King County or a contract city.
 - c. Complex collision scenes.
 - d. Injury hit and run incidents.
3. The MARR Unit supervisor or designee shall be notified when:

- a. There is a question about the need for a MARR response or assistance.
- b. There is a need for crime scene diagramming.

11.00.060

PHOTOGRAPHY/IMAGING UNIT: 06/05

1. The applicable Major Crimes sergeant on weekdays or CID duty sergeant on weekends shall assess the need for a call-out.
 - The Major Crimes sergeant or CID duty sergeant shall call the Photo Unit supervisor or the AFIS Manager to discuss the situation.
2. Call-outs shall be made on a case-by-case basis.

11.00.065

PRECINCT DETECTIVES: 06/92

1. The field supervisor shall determine the need for a call-out.
2. Precinct detectives may be called out for the following situations:
 - a. Multiple suspects have been arrested and assistance is needed.
 - b. The suspect was involved in multiple crimes or large amounts of evidence exist.
 - c. The suspect has waived his rights and is willing to confess to several felonies.
 - d. A search warrant is needed.
 - e. A situation exists when a detective's knowledge and expertise would bring the investigation to a successful conclusion.
 - f. A detective requests a call-out when a particular suspect is arrested.

11.00.070

SEARCH AND RESCUE: 10/00

1. The field supervisor shall determine the need for call-out.
2. Search and Rescue duty deputies should be notified in the following situations:
 - a. Lost or injured persons where a Search and Rescue response is appropriate.
 - b. Aircraft crashes.
 - c. Forest/Wildfire support.
 - d. Emergency distress beacons (Emergency Locator Transmitter and/or Personal Locator Beacon).
 - e. Disaster and/or rescue coordination.
 - f. Avalanches to rescue/recover persons.
 - g. Outdoor crime scene evidence searches.
 - h. Emergency communication needs and/or support needs for the department.
3. The Search and Rescue Unit will respond to reports of missing or runaway developmentally disabled persons.
4. SAR will not respond to search for suicide persons.

11.00.075

SPECIAL ASSAULT UNIT: 12/14

1. The SAU sergeant on weekdays or the CID duty sergeant on weekends shall determine the need for a call-out.

2. SAU detectives may be called out for the following situations:
 - a. The suspect is not a known to the victim.
 - b. A rape with a known crime scene when the need for latent print technicians is present.
 - c. A search warrant is needed to collect evidence either from the scene or suspect.
 - d. When a rape suspect is in-custody and their rights have not been invoked.
 - e. Any substantial injury believed to be caused by abuse.
 - f. Any substantial injury to a child age 3 or younger.
 - g. When there is a need to do an immediate interview with a child victim.
 - h. When children or dependent adults are residing at the scene of a Methamphetamine Lab.
 - i. The investigation would be greatly enhanced by having an SAU detective on the scene.

11.00.080

SPECIAL EMPHASIS TEAM: 11/03

1. The Special Emphasis Team sergeant shall determine the need for a call-out.
2. Field supervisors are encouraged to call with questions when unusual situations arise.
3. Call-outs will be made on a "case-by-case" basis.

11.00.085

TAC-30/SWAT UNIT: 01/11

1. The Sheriff, Undersheriff, Division Commanders, Precinct Commanders, Captains, Command Duty Officer, Special Operations Commander, Captains, TAC-30 Commander, or TAC-30 Sergeants shall determine the need for a TAC-30 call-out.
2. The TAC-30 Unit consists of:
 - a. Team Commander (TAC-30 Captain).
 - b. Team Leaders (TAC-30 Sergeants).
 - c. Team Members (Deputies).
 - d. Certified Clandestine Lab Members (Deputies).
3. Under circumstances involving immediate life-threatening situations, field supervisors shall request a TAC-30 response when:
 - a. A confirmed shots fired incident where suspects may still be present.
 - b. A confirmed incident involving barricaded and/or hostage situation.
 - c. Captured, isolated or wounded deputies, fire-fighters, and citizens need to be rescued.
4. The request for TAC-30 response should be made through the Communications Center.
 - a. The initial call may be made directly to the TAC-30 Sergeants.
 - The Communications Center will make additional notifications (i.e., CNT, BDU, etc.) when requested by the field supervisor.
 - b. The chain of command will be notified as soon as possible.
5. A Search Warrant Risk Analysis Checklist will be completed by the affected. The unit supervisor will review it along with his/her Captain, whenever a high-risk operation is anticipated or high-risk police tactics need to be utilized.
 - a. **High-Risk Operation:** A police operation in which the circumstances indicate the potential for violence directed towards officers and/or involved persons is higher than normal.
 - b. **High-Risk Police Tactics:** Police tactics, which by nature, have a higher potential of injury than conventional police tactics.

6. The TAC-30 Unit should be called out for the following situations:
 - a. Counter-sniper activities.
 - b. Protect police, fire, and the public during unusually dangerous situations.
 - c. Provide security for either diplomatic or government officials in King County.
 - d. High risk prisoner transports.
 - e. Raid or assault fortified structures or compounds.
 - f. Neutralize paramilitary organizations.
 - g. High risk searches/arrests, warrant services, stake-outs, etc.
 - h. Any situation by its apparent nature, is life-threatening and beyond the scope of normal police response or capabilities.
 - i. Response requires special equipment, tactics or training not available to patrol operations.
7. The TAC-30 Captain, shall respond with the team as the Tactical Commander of the Unit.
 - a. If the Team Commander is unable to respond the senior TAC-30 sergeant will assume the Tactical Commanders Role and command the Tac-30 Unit.
 - If TAC-30 sergeants are unavailable, the senior deputy will assume Tactical Command.
 - b. The TAC-30 Sergeants will determine the number of SWAT deputies to be deployed to the incident.
 - c. The TAC-30 sergeants will have the authority to activate additional personnel and additional support units as needed.
8. The Sheriff, Undersheriff, Division Commanders, Majors, CDO or Captains on scene will assume the Incident Commanders Role.

11.00.090

SPECIAL OPERATIONS COMMANDER: 03/06

1. The Special Operations Commander shall be notified when department aircraft are involved in an accident or incident that:
 - a. Caused extensive damage to the aircraft, and/or
 - b. Caused injuries to anyone.
2. The Airport Police Captain shall be notified if the accident or incident occurred at the King County Airport.
3. Risk Management should also be notified.

11.00.095

TASER CEW COORDINATOR: 10/16

1. A Precinct Commander or Command Duty Officer shall determine the need for a call-out.
2. The Department Taser Coordinator will be notified when:
 - a. Any member deploys their CEW at a major incident and the digital evidence from the CEW is required.
 - b. A major incident includes, but not limited to a death, serious injury or several exposures by one or more CEWs.

CRITICAL INCIDENT MANAGEMENT AND CONTINUITY OF OPERATIONS PLAN

11.01.000 INTRODUCTION AND BACKGROUND

11.01.005

INTRODUCTION: 12/16

The Critical Incident Management Plan (CIMP) and Continuity of Operations Plan (COOP) provide a comprehensive foundation to improve the methods for decreasing the risk to the community and is based on the core components of the National Incident Management System (NIMS) with best practices nationwide. The core components of NIMS provides a consistent, flexible, and adjustable framework within government and private entities so that all levels can work together to manage domestic incidents, regardless of their cause, size, location or complexity. NIMS provides a set of standardized organizational structures including the Incident Command System, Multi-Agency Coordination Systems and Public Information Systems as well as requirements for processes, procedures and systems to improve interoperability among jurisdictional and disciplines in various areas.

11.01.010

PURPOSE: 09/10

The purpose of this plan is to provide a framework for all phases of critical incident management in order to effectively respond to any critical incident. The framework includes:

1. Identifying and applying hazard mitigation strategies prior to incidents actually occurring.
2. Developing and maintaining incident preparedness and response capabilities.
3. Establishes a structure for systematic, coordinated and effective response to critical incidents.
4. Defines procedures for the use of Department resources both internally and to support other local, State and Federal governments; and
5. Establishes direction for coordinating critical incident or Homeland Security plans and programs with other local, State and Federal governments.

11.01.015

SCOPE: 09/10

The Critical Incident Management Plan is a strategic document that:

1. Applies to all critical incidents that are natural or man-made including threats or acts of terrorism.
2. Provides planning guidance and outlines operational concepts for the Department for handling potential critical incidents affecting King County and its regional partners.
3. Serves as the foundation for further development of detailed local and regional operations plans and procedures.
4. Includes guidelines for notification, coordination and leadership of response activities, supporting management structures, and coordination of emergency public information.
5. Acknowledges the dynamic nature of each incident, the capabilities of the local jurisdiction, and the activities necessary to prepare or mitigate a specific incident or threat; and
6. Illustrates ways in which various management structures within the Department can most effectively unify and synchronize their response actions.

11.01.020

POLICIES: 09/10

The following policies are related to all phases of the plan and incident specific policies are outlined in the appropriate section of this manual.

The Sheriff's Office will:

1. Maintain a comprehensive Critical Incident Management Plan to establish a standard system of procedures and resources to effectively mitigate, prepare, respond to and recover from incidents.
2. Ensure that strategies are consistent with the following plans and procedures the King County Comprehensive Emergency Management Plan, National Response Framework, and the National Incident Management System/ Incident Command System protocols.
3. Establish an incident command system that is consistent with the National Incident Management System during any incident.
4. Ensure all personnel have access to sufficient Incident Command System (ICS) reference material to include procedures and resources as to allow implementation of ICS upon arrival at a scene.
5. Ensure unified command is used when coordinated response with other involved agencies with jurisdiction.
6. Take a risk management approach when developing and implementing critical incident plans.
7. Continue to evaluate this comprehensive plan and make improvements where necessary for the purpose of decreasing the risk to the citizens of King County.
8. Ensure deployed resources remain under the control of the Incident Commander and are tracked using a personnel accountability system.
9. Ensure resources deployed to assist other agencies will remain under the control of Sheriff's Office and are tracked via the Sheriff's Office Coordination Center.
10. Ensure resources arriving at mobilization centers or staging areas remain there until requested by the local incident command authorities to integrate into the incident response effort.
11. Require cost-sharing for assets that are requested by other local, State, and Federal governments based on pre-established mutual aid agreements.
 - Only the Sheriff may establish whether an asset will be or will not be cost shared, if there are no pre-established mutual aid agreements.
12. Modify its organizational structure during critical incidents, if necessary.

11.01.025

ACRONYMS AND DEFINITIONS: 01/17

For the purpose of the Critical Incident Management Plan:

AC:	Area Command
CEMP:	Comprehensive Emergency Management Plan
CIMP:	Critical Incident Management Plan
COOP:	Continuity of Operations Plan
DOJ:	Department of Justice
ECC:	Emergency Coordination Center
HIRA:	Hazardous Identification and Risk Assessment
IAP:	Incident Action Plan
ICS:	Incident Command System
JIS:	Joint Information System
MAC:	Multiagency Coordination
NIMS:	National Incident Management System
OEM:	Office of Emergency Management
SOCC:	Sheriff's Office Coordination Center
UCS:	Unified Command System
WMD:	Weapons of Mass Destruction

“Area Command” means an organization established to oversee the management of (1) multiple incidents that are each being handled by an ICS organization or (2) large or multiple incidents to which several Incident Management Teams have been assigned. Area Command has the responsibility to set overall strategy and priorities, allocate critical resources according to priorities, ensure that incidents are properly managed, and ensure that objectives are met and strategies followed. Area Command becomes Unified Area Command when incidents are multijurisdictional. Area Command may be established at an emergency operations center facility or at some location other than an Incident Command Post.

“Chain of Command” means a series of management positions in order of authority.

“Consequence Management” means a multi-agency and multi-discipline function structured to respond to an incident scene to recover from the consequences of an incident that has resulted in injuries, deaths, property or environmental damage. State and local consequence management organizations are generally structured using ICS/UC and/or Multi-Agency Coordination Systems to provide resources to support on-scene operations in complex or multiple incidents.

“Cost Sharing Agreements” means agreements between agencies or jurisdictions to share designated costs related to incidents. Cost sharing agreements are normally written but may also be oral between authorized agency and jurisdictional representatives at the incident.

“Crisis Management” means a Law enforcement function and includes measures to identify, acquire, and plan the use of resources needed to anticipate, prevent, and/or resolve a threat or act of terrorism. May include traditional law enforcement missions, such as intelligence, surveillance, tactical operations, negotiations, forensics, and investigations, as well as technical support missions, such as agent identification, search, render safe procedures, transfer and disposal, and limited decontamination. In addition to the traditional law enforcement missions, crisis management also includes assurance of public safety health.

“Critical Infrastructure” are the assets, systems, and networks, whether physical or virtual, so vital to the community that their incapacitation or destruction would have a debilitating effect on security, national economic security, public health or safety, or any combination thereof. For example: power systems, water systems, roads and transportation, communications systems, hospitals, banking.

“Critical Incident” means an occurrence, natural or human-caused, which may require a significant response to protect life or property. Incidents can, for example, may include incidents resulting in the serious injury or death of a department member, the serious injury or death of a citizen as a result of a department action, a major civil disturbance or demonstration, a confirmed hostage or barricaded situation, terrorist threats or attacks, wildland and urban fires, floods, hazardous materials spills, nuclear accidents, aircraft accidents, earthquakes, tornadoes, war-related disasters, public health and medical emergencies, and other occurrences requiring a significant public safety response.

“Delegation of Authority” means a statement provided to the Incident Commander by the Agency Executive delegating authority and assigning responsibility. The Delegation of Authority can include objectives, priorities, expectations, constraints, and other considerations or guidelines as needed. Many agencies require written Delegation of Authority to be given to Incident Commanders prior to their assuming command on larger incidents.

“Emergency” means absent a Presidential declared emergency, any incident(s), human-caused or natural, that requires responsive action to protect life or property. Under the Robert T. Stafford Disaster Relief and Emergency Assistance Act, an emergency means any occasion or instance for which, in the determination of the President, Federal assistance is needed to supplement State and local efforts and capabilities to save lives and to protect property and public health and safety, or to lessen or avert the threat of a catastrophe in any part of the United States.

“Event” means a planned, non-emergency activity. ICS can be used as the management system for a wide range of events, e.g., parades, concerts, or sporting events.

“Force Protection” is established within the levels of management to function as a security element, to protect Department members and other first responders, facilities, and equipment in all locations and situations

“Incident Command System (ICS)” means a standardized on-scene emergency management construct specifically designed to provide for the adoption of an integrated organizational structure that reflects the complexity and demands of single or multiple incidents, without being hindered by jurisdictional boundaries. ICS is the combination of facilities, equipment, personnel, procedures, and communications operating within a common organizational structure, designed to aid in the management of resources during incidents. It is used for all kinds of emergencies and is applicable to small as well as large and complex incidents. ICS is used by various jurisdictions and functional agencies, both public and private, to organize field-level incident management operations.

“Incident Objectives” means statements of guidance and direction necessary for the selection of appropriate strategies, and the tactical direction of resources. Incident objectives are based on realistic expectations of what can be accomplished when all allocated resources have been effectively deployed. Incident objectives must be achievable and measurable, yet flexible enough to allow for strategic and tactical alternatives.

“Joint Information System (JIS)” Integrates incident information and public affairs into a cohesive organization designed to provide consistent, coordinated, timely information during crisis or incident operations. The mission of the JIS is to provide a structure and system for developing and delivering coordinated interagency messages; developing, recommending, and executing public information plans and strategies on behalf of the Incident Commander; advising the Incident Commander concerning public affairs issues that could affect a response effort; and controlling rumors and inaccurate information that could undermine public confidence in the emergency response effort.

“Management by Objective” means a management approach that involves a four-step process for achieving the incident goal. The Management by Objectives approach includes the following: establishing overarching objectives; developing and issuing assignments, plans, procedures, and protocols; establishing specific, measurable objectives for various incident management functional activities and directing efforts to fulfill them, in support of defined strategic objectives; and documenting results to measure performance and facilitate corrective action.

“Mitigation” means the activities designed to reduce or eliminate risks to persons or property or to lessen the actual or potential effects or consequences of an incident. Mitigation measures may be implemented prior to, during, or after an incident. Mitigation measures are often formed by lessons learned from prior incidents. Mitigation involves ongoing actions to reduce exposure to, probability of, or potential loss from hazards. Measures may include zoning and building codes, floodplain buyouts, and analysis of hazard-related data to determine where it is safe to build or locate temporary facilities. Mitigation can include efforts to educate governments, businesses, and the public on measures they can take to reduce loss and injury.

“Multiagency Coordination” means the coordination of assisting agency resources and support to emergency operations.

“Mutual-Aid Agreement” means a written agreement between agencies and/or jurisdictions that they will assist one another on request, by furnishing personnel, equipment, and/or expertise in a specified manner.

“Sheriff’s Office Coordination Center” means the physical location at which the coordination of information and resources to support incident management activities normally takes place within the Sheriff’s Office. The SOCC may be a temporary facility or may be located in a more central or permanently established facility. The SOCC is organized to include a SOCC Coordinator and two operational elements. The Coordination Unit is responsible for situation, documentation, and public information. The Logistics Unit is responsible for maintaining updated information on resources and facilitating internal resource requests between Divisions or Precinct and external resource requests.

“Unified Command” means an application of ICS used when there is more than one agency with incident jurisdiction or when incidents cross political jurisdictions. Agencies work together through the designated members of the Unified Command, often the senior person from agencies and/or disciplines participating in the Unified Command, to establish a common set of objectives and strategies and a single Incident Action Plan.

11.01.100 ORGANIZATIONAL RESPONSIBILITIES

11.01.105

AUTHORITY: 09/10

The following legal citations provide law enforcement authority for conducting and supporting incident operations. These ordinances, agreements, laws, and regulations form the foundation for organizational and planning principles presented in this section.

1. Local
 - a. KC Ordinance 15114 requiring the Adoption of the National Incident Management System for King County Government.
 - b. KCC 2.16.060, Department of Public Safety/ Duties/Divisions.
 - c. KCC Title 18, Emergency Management.
 - d. King County Comprehensive Emergency Management Plan, Mass Evacuation Incident Annex.
2. State
 - a. RCW Chapter 38.52, Emergency Management.
 - b. RCW 43.43.974 State Law Enforcement Mobilization Plans.
 - c. WAC Title 18, Division of Emergency Management.
3. Federal
 - a. United States Code (USC): Title 42, Chapter 68, Disaster Relief.
 - b. Code of Federal Regulations (CFR): Title 44, Emergency Management and Assistance.
 - c. National Incident Management System, Homeland Security Presidential Directive (HSPD)-5, Management of Domestic Incidents.

11.01.110

ORGANIZATIONAL RESPONSIBILITIES: 09/10

1. The Sheriff's Office has a responsibility to:
 - a. Investigate crimes against persons and property.
 - b. Arrest alleged offenders; and
 - c. Coordinate with the Office of Emergency Management, to plan and coordinate resources for public safety and welfare in the event of a major emergency or disaster.
2. These responsibilities should include a comprehensive approach to effectively provide response services to the jurisdiction(s) serviced by the Sheriff's Office.
 - Response Services include both management and operational activities.
3. The Sheriff's Office is responsible for operational activities within its jurisdiction(s) for the purpose of mitigating and recovering from the effects of the incident or hazard. Some general operational responsibilities include but are not limited to:
 - a. Maintaining public order.
 - b. Conduct or assist with post-incident investigations.
 - c. Arrest and processing of individuals suspected of criminal activity.
 - Detainees shall be transported to the KCJ or RJC.

- d. Establish perimeters to restrict access for the purposes of increasing public safety.
 - e. Direct and control traffic to include vehicle and pedestrian.
 - f. Mass evacuation and/or rescue operations.
 - g. Force protection for facilities and resources to include dignitary protection.
 - h. Assisting with the dissemination of warnings, emergency public information and instructions to the citizens of King County.
 - i. Clearing priority transportation routes.
 - j. Initial damage assessments and survey assistance to include weather reporting.
 - k. Search and attempt to locate lost or missing persons.
4. The Sheriff's Office is responsible for management activities within its jurisdiction(s) for the purposes of supporting operational activities. Incident management activities may be coordinated by the use of the Incident Command System(s), Area Command(s), or Department Operations Center(s). Some general management responsibilities include but are not limit to:
- a. Use common terminology to define organizational functions, incident facilities, resource descriptions, and position titles.
 - b. Establish a command post and staging area.
 - c. Develop an IAP.
 - d. Establish the command function from the beginning of an incident.
 - When command is transferred, the process must include a briefing that captures all essential information for continuing safe and effective operations.
 - e. Establish an appropriate chain of command and establish a clear unity of command.
 - f. Establish a Unified Command System when there is more than one agency with incident jurisdiction or when incidents cross political jurisdictions.
 - g. Establish an effective planning organizational structure by managing incidents by objectives, creating modular organizations, accomplishing the incident action planning procedures, and ensuring manageable span and control.
 - h. Identify the appropriate incident locations and facilities.
 - i. Ensure integrated communications are facilitated and interoperable.
 - j. Establish a process for gathering, analyzing, sharing, and management incident-related information and intelligence.
 - k. Ensure transportation is available for the various aspects of the incident.
 - l. Ensure medical services are available.
 - m. Ensure supplies such as meals, water, etc. are ordered and distributed.
 - n. Ensure specialized teams and equipment are available if needed (e.g., decontamination teams).
 - o. Maintain an effective comprehensive resource management system by establishing procedures for effective accountability at all jurisdictional levels, regardless of agency affiliation during incident operations. The following procedures must be adhered to:
 - All incident personnel must report into the Staging Area to receive an assignment in accordance with the procedures established by the Incident Commander.
 - Response operations must be directed and coordinated as outlined in the Incident Action Plan.
 - Each individual involved in incident operations will be assigned to only one supervisor.
 - Supervisors shall coordinate and communicate with and manage all resources under their supervision.
 - Supervisors must record and report resource status changes as they occur.
 - Ensure personnel and equipment responds only when requested or when dispatched by an appropriate authority to avoid conflicting tasks and/or freelancing.
 - p. Maintain command post and scene security to ensure the safety of all the affected personnel.

5. The Sheriff's Office will have other responsibilities in order to prepare for the response services these include activities that address mitigation and preparedness phases. These activities are outlined in this plan's concept of operations (section 400).

11.01.115

OTHER PLANS AND REFERENCES: 09/10

1. King County Sheriff's Office – General Order Manual.
2. King County Sheriff's Office – Unit Specific Standard Operating Procedures.
3. King County Sheriff's Office – Command Duty Officer Manual.
4. Incident Command System Job Aids and Forms.
5. King County Code.
6. King County Hazard Identification and Vulnerability Analysis.
7. King County Comprehensive Emergency Plan.
8. Regional Disaster Plan.
9. Washington State Comprehensive Emergency Management Plan.
10. Revised Code of Washington.
11. Washington Administrative Code.
12. National Response Framework.
13. National Incident Management System.

11.01.200 SITUATIONS AND ASSUMPTIONS

11.01.205

INTRODUCTION: 09/10

King County is exposed to numerous and varying hazards, both natural and man-made. These incidents can occur simultaneously or consecutively and each of those hazards has the potential to cause casualties, damage, disruption of services, and civil unrest. A buildup or warning period will precede some of these incidents, providing sufficient time to warn the public and implement mitigation measures designed to reduce loss of life, property damage and effects on the environment. Other incidents occur with little or no advance warning, thus requiring immediate activation of the Incident Command System or sections of this plan including efficient mobilization and deployment of resources. A list of hazards most likely to affect King County is included in Hazard Identification section.

11.01.210

HAZARD IDENTIFICATION: 09/10

Avalanches: An avalanche is a mass of loosened snow or ice that suddenly and swiftly slides down a mountain, often growing as it descends and collects additional material such as mud, rocks, trees and debris.

Dam Failures: There are 87 dams in King County that can impact flood-prone and other areas if they should fail.

Earthquakes: An earthquake is a naturally induced shaking of the ground. Earthquakes are caused by the fracture and sliding of rock within the Earth's crust.

Fire: King County experiences three types of fire threats: structure fires, forest fires and wildland/urban interface fires.

Flooding: A flood is the inundation of normally dry land resulting from the rising and overflowing of a body of water.

Hazardous Materials Releases: Hazardous materials spills might cause the short or long-term evacuation of an area.

Landslides: The term landslide refers to the down-slope movement of masses of rock and soil.

Pandemic Flu: A world-wide epidemic involving the spread of a flu virus which human beings have been previously unexposed to (See Appendix 3 – Pandemic Influenza Response)

Radiation Hazards: There are a number of potential causes of radiation hazards, such as an accident at a nuclear facility, nuclear detonation, or accident at a research or medical facility utilizing radiological materials.

Severe Storms: King County is subject to various local storms that affect the Pacific Northwest throughout the year, such as wind, snow, ice, and hail.

Terrorism: Terrorism has been defined by the FBI as "the unlawful use of force or violence against persons or property to intimidate or coerce a government; the civilian population; or any segment of it, in furtherance of political or social objectives."

Transportation Accidents: Transportation available in King County includes air, rail, water and road. All of these systems provide services on a national, regional and local basis. A major accident is possible on any of these modes of transportation.

Tsunamis/Seiches: Recent studies regarding the potential for a great Cascadia Subduction zone earthquake off the Washington, Oregon, and Northern California coastlines indicate the local tsunami waves may reach nearby coastal communities within minutes of the earthquake.

Utility Outages and Energy Shortages: King County's electricity infrastructure includes six hydroelectric plants, four coal-fired plants and six oil and natural gas-fired plants.

Volcanoes/Volcanic Eruptions: Both Mount Rainier and Mount St. Helens are active volcanoes, whose potential eruption could be destructive to our residents, businesses, and infrastructure.

11.01.215

PLANNING ASSUMPTIONS AND CONSIDERATIONS: 12/16

1. The CIMP and COOP are based on the premise that any incident may occur at any time of the day with little or no warning, may involve single or multiple geographic areas, and result in mass casualties.
2. The Sheriff's Office response to critical incidents will most likely involve the expansion and reorganization of routine services.
 - The expansion may necessitate partial or full departmental mobilization.
3. In the response to critical incidents, outside assistance may be necessary to maintain order and afford adequate protection to the citizens of King County.
4. The Sheriff's Office may not be able to rely upon existing mutual aid agreements with regional law enforcement partners due to critical losses within those departments.
5. Assets, resources, and systems may be overwhelmed, especially during the initial stages of an incident.
6. Municipal law enforcement agencies will exhaust local resources before requesting help from county resources.
7. Assistance between law enforcement agencies is facilitated by mutual aid agreements in effect for all law enforcement agencies, which operate in the County and neighboring jurisdictions.
8. The Department of Adult & Juvenile Detention shall maintain a twenty four (24) hour operational capability to provide jail services for police agencies and courts.
9. The Washington State Patrol maintains jurisdiction for traffic enforcement and control on all state and interstate roadways within the county.
10. During incidents not specifically addressed in this plan, the Department will seek to improvise and carry out their responsibilities to best of their abilities under the circumstances.
11. An act of terrorism, particularly an act directed against a large population center involving nuclear, radiological, biological, chemical, or explosive materials will have major consequences that can overwhelm the capabilities of the Sheriff's Office, or other local and State governments to respond and may challenge existing Federal response capabilities, as well.
12. In the case of a biological WMD attack, the effect may be temporally and geographically dispersed, with no determined or defined "incident site". Response operations may be conducted over a multi-jurisdictional region.
13. A biological WMD attack employing a contagious agent may require quarantine by State and local health officials to contain the disease outbreak.
14. If appropriate personal protective equipment and capabilities are not available and the area is contaminated with WMD materials, it is possible that response actions into a contaminated area may be delayed until the material has dissipated to a level that is safe for emergency response personnel to operate.

11.01.220

INCIDENT TYPES: 09/10

The National Incident Management System has typed incidents in order to make decisions about resource and system requirements. Incident types may not be based on the hazard associated with the incident but on the following five levels of complexity.

Type 5

1. The incident can be handled with one or two single resources with up to six personnel.
2. Command and General Staff positions are not activated.
3. No written Incident Action Plan is required.
4. The incident is contained within the first operational period and often within an hour to few hours after resources arrive on scene.
5. These are managed by day-to-day normal operating procedures.
6. Examples include:
 - a. Incidents involving vehicle collisions.
 - b. Pursuits.
 - c. In-progress burglaries or robberies.

Type 4

1. Command staff and general staff functions are activated only if needed.
2. Several resources are required to mitigate the incident.
3. The incident is usually limited to one operational period in the control phase.
4. The agency administrator may have briefings, and ensure the complexity analysis and delegations of authority are updated.
5. No written Incident Action Plan is required but a documented operational briefing will be completed for all incoming resources.
6. The role of the agency administrator includes operational plans including objectives and priorities.
7. These are occasionally managed by day-to-day normal operating procedures.
8. Examples include:
 - a. Hostage situations.
 - b. Snipers.
 - c. Barricaded persons.
 - d. Search and rescue missions.

Type 3

1. When capabilities exceed initial attack, the appropriate ICS positions should be added to match the complexity of the incident.
2. Some or all of the Command and General Staff positions may be activated, as well as Division/Group Supervisor and/or Unit Leader level positions.
3. A Type 3 Incident Management Team (IMT) or incident command organization manages initial action incidents with a significant number of resources, an extended attack incident until containment/control is achieved, or an expanding incident until transition to a Type 1 or 2 Team.
4. The incident may extend into multiple operational periods.
5. A written IAP may be required for each operational period.
6. These are not managed by day-today normal operating procedures.
7. Examples include:
 - a. Aircraft crashes.
 - b. Fires.
 - c. Power failures.
 - d. Demonstrations.
 - e. Dignitary visits.

- f. Parades.
- g. Fireworks displays.
- h. Sporting events.

Type 2

1. This type of incident extends beyond the capabilities for local control and is expected to go into multiple operational periods. A Type 2 incident may require the response of resources out of area, including regional and/or national resources, to effectively manage the operations, command, and general staffing.
2. Most or all of the Command and General Staff positions are filled.
3. A written IAP is required for each operational period.
4. Many of the functional units are needed and staffed.
5. Operations personnel normally do not exceed 200 per operational period and total incident personnel do not exceed 500 (guidelines only).
6. The agency administrator is responsible for the incident complexity analysis, agency administrator briefings, and the written delegation of authority.
7. These are not managed by day-today normal operating procedures.
8. Examples include:
 - a. Natural disasters.
 - b. Acts of terrorism.
 - c. Demonstrations.
 - d. Dignitary visits.
 - e. Parades.
 - f. Fireworks displays.
 - g. Sporting events.

Type 1

1. This type of incident is the most complex, requiring national resources to safely and effectively manage and operate.
2. All Command and General Staff positions are activated.
3. Operations personnel often exceed 500 per operational period and total personnel will usually exceed 1,000.
4. Branches need to be established.
5. The agency administrator will have briefings, and ensure that the complexity analysis and delegation of authority are updated.
6. Use of resource advisors at the incident base is recommended.
7. There is a high impact on the local jurisdiction, requiring additional staff for office administrative and support functions.
8. These are not managed by day-today normal operating procedures.
9. Examples include:
 - a. Attacks from other foreign governments or organizations.
 - b. Natural disasters,
 - c. Significant demonstrations.
 - d. Dignitary visits.
 - e. Events of national significance.
 - f. Events with an extreme number of people.

11.01.225

THREAT LEVELS: 09/10

The CIMP establishes a range of threat levels that serve to frame a nature and scope of the Department's response. Each threat level provides for an escalating range of actions that will be implemented before or during an incident(s). The Sheriff's Office will take specific actions which are synchronized to each threat level, ensuring that all Divisions are operating jointly and consistently executing plans. The threat levels are described below:

1. Level #4 – Minimal Threat:
 - a. Received threats do not warrant actions beyond normal liaison notifications or placing Department members on heightened alert.
 - b. The Department will operate under normal day-to-day operations.
2. Level #3 – Potential Threat
 - a. Intelligence or an articulated threat indicates a potential for a terrorist incident.
 - b. The threat has not been assessed as credible.
3. Level #2 – Credible Threat
 - a. A threat assessment indicates that the potential threat is credible, and confirms the involvement a large hostage situation, a Weapon of Mass Destruction, a mass shooting in the developing terrorist incident.
 - b. Intelligence will vary with each threat, and will impact the level of the Department's response.
 - c. At this threat level, the situation requires the tailoring of response actions and may use other local, State, or Federal resources to anticipate, prevent and/or resolve the incident.
 - d. The crisis management response will focus on law enforcement actions taken in the interest of public safety and welfare, and is predominantly concerned with preventing and resolving the threat.
 - e. The consequence management response will focus on contingency planning and pre-positioning of critical resources, as necessary.
4. Level #1 - Incident
 - a. A WMD Terrorism incident has occurred which requires an immediate process to identify, acquire, and plan the use Department resources, other local and State mutual aid partners and the Federal Authorities to augment the response to limited or major consequences of a terrorist use or employment of WMD.
 - This incident has resulted in mass casualties.
 - b. The Department's response is primarily directed toward public safety.

The established Threat Levels will assist Department members with determining the appropriate Operational Readiness Level for threat or terrorist based incidents. (See the Operational Readiness Level for details).

11.01.300 ROLES AND RESPONSIBILITIES

11.01.305

POLICY STATEMENT: 12/16

The Sheriff's Office shall establish organizational and pre-assigned duties for key Department members during critical incidents. In a catastrophic or other critical incident where communications are disrupted, these personnel are expected to use their best judgment in determining if they should respond or where they should respond to.

There is a possibility that key personnel within the Department's chain of command could have limited availability due to blocked roads, injury, or even death. The Department shall maintain effective leadership and direction during response operations. To this end, it is essential that the Department maintain continuity of operations plans to include line of succession for key personnel within each Division.

The following responsibilities are those that are considered mission essential processes and functions that must be maintained during emergency operations.

11.01.310

SHERIFF: 09/10

For the purposes of the Critical Incident Management Plan, the Sheriff shall:

1. Establish direction by defining overall objectives for the organization.
2. Monitor and adjust activities when necessary to accomplish objectives.
3. Ensure activities during all phases of critical incident management are consistent with all local, State, and Federal law to include the Department's policies, procedures and administrative and incident management responsibilities.
4. Administrative Responsibilities include:
 - a. Ensuring Department members develop plans and train in their respective policies and procedures to meet response and recovery safety needs.
 - b. Leading and encouraging Department members to participate in interagency training and exercising to develop and maintain the necessary capabilities.
 - c. Ensuring Department members shape policies and budgets to aid preparedness efforts and to improve the incident management and response capabilities to mitigate hazards to the community.
 - d. Ensuring the Department's critical incident plans take into consideration the needs of:
 - Clear jurisdictional authority to include populations, properties, and structures.
 - Individuals with special needs, including those with service animals; and
 - Individuals with household pets.
 - e. Ensuring Department members collaborate with the Office of Emergency Management during development of local emergency plans.
 - f. Ensuring Department members establish strong working relationships with other local jurisdictional leaders and core private-sector organizations, voluntary agencies, and community partners in order to get to know, coordinate with, and train with local partners in advance of an incident and to develop mutual aid and/or assistance agreements for support in response to an incident.
 - g. Leading and encouraging other local leaders to focus on preparedness by participating in planning, training, and exercises.
 - h. Supporting participation in local mitigation efforts with King County Government, regional partners, and, with the non-governmental organizations, as appropriate.
 - i. Delegating and monitoring any or all responsibilities to the appropriate personnel.

5. Incident Management Responsibilities include:
 - a. Monitoring incidents and assisting Department members with achieving incident objectives.
 - b. Ensuring the appropriate type and amount of resources are deployed to provide public safety services.
 - c. Ensuring that incident objectives and strategies are consistent with policies, plans, and procedures.
 - d. Notifying other elected officials or government agencies (i.e., County Executive, Council, Governor, etc.) of public safety activities, when requested or when appropriate.
 - e. Requesting activation the Office of Emergency Management, when appropriate
 - f. Ensuring that qualified and trained personnel are assigned to key positions within the incident management structures (e.g., SOCC Coordinator, Area Commanders, Incident Commanders and General Staff).
 - g. Ensuring that all Precinct Commanders and Division Commanders are notified of the situation.
 - h. Requesting those members of the Sheriff's staff, if necessary:
 - Division Commanders.
 - Legal Advisor.
 - Precinct Commanders.
 - Supervisor Criminal Intelligence Unit.
 - Media Relations Officer for Headquarters and/or Incident Command Post.
 - Internal Investigations Staff.
 - i. Delegating and monitoring any and all responsibilities or authorities to the appropriate personnel.

11.01.315

SHERIFF'S STAFF: 09/10

For the purposes of the Critical Incident Management Plan:

1. The **Legal Advisor** provides on-going legal assistance to the Department members during all phases of Critical Incidents. The Legal Advisor shall:
 - a. Ensure mutual aid agreements are appropriate and standardized.
 - b. Assist Department members with understanding laws to aid preparedness efforts and to improve the incident management and response capabilities to mitigate hazards to the community.
 - c. Identify and document liability issues.
 - d. If requested, respond to a Command Post or the Sheriff's Office Coordination Center and provide legal assistance to the Department.
 - e. Act as the liaison to the King County Prosecutor, Washington State Department of Justice and the U.S. Attorney offices.
2. The **Internal Investigations Unit** shall:
 - a. Prepare to investigate allegations of police misconduct.
 - b. Adjust its hours to provide adequate citizen complaint accessibility.
 - c. Be assigned by the Sheriff to perform other duties as necessary.
3. The **Media Relations Officer** shall:
 - a. Develop and maintain plans to support Joint Information Systems (JIS).
 - b. Participate in interagency training and exercising to develop and maintain the necessary capabilities.

- c. Collaborate with the Office of Emergency Management during development of local public information plans.
- d. Prepare news releases, safety bulletins, and other public information bulletins.
- e. Act as liaison to the news agencies and affiliates.
- f. Report to the Incident Command Post or Department Coordination Center or Office of Emergency Management as determined by the Incident Commander or higher authority.

11.01.320

COMMANDER OF PATROL OPERATIONS: 01/11

The Commander of Patrol Operations shall define, monitor, and adjust activities when necessary, within Patrol Operations Division during all phases of critical incident management. The POD Commander is responsible for administrative and incident management within the Patrol Operations Division.

1. Administrative Responsibilities include:

- a. Ensuring members of Patrol Operations are prepared and trained in internal policies and procedures to meet response and recovery safety needs within its area of responsibility.
- b. Leading and encouraging members of Patrol Operations to participation in interagency training and exercising to develop and maintain the necessary capabilities.
- c. Coordinating with other Division Commanders to review policies and budgets to aid preparedness efforts and to improve the incident management and response capabilities to mitigate hazards to the community.
- d. As needed, receive intelligence briefs from the Commander of Criminal Investigation Division for the purpose of directing and allocating resources within Patrol Operations.
- e. Coordinating with the Sheriff, Undersheriff and other Divisions to determine the need to raise or lower Operational Readiness Levels based on intelligence information.
- f. Establishing strong working relationships with other local jurisdictional leaders and core private-sector organizations, voluntary agencies, and community partners in order to get to know, coordinate with, and train with local partners in advance of an incident and to develop mutual aid and/or assistance agreements for support in response to an incident.
- g. Leading and encouraging other local leaders to focus on preparedness by participating in planning, training, and exercises.
- h. Support participation in local mitigation efforts with King County Government, regional partners, and, with the non-governmental organizations, as appropriate.
- i. Maintain a current resource list of key organizational positions, facilities, and equipment.
- j. Establish and maintain continuity of operations plan for Patrol Operations to include:
 - Line of succession for all key personnel.
 - Assessing and reporting damage to internal infrastructures and facilities.
 - Procedures for maintaining essential services; and
 - Preserving essential documents and records during critical incidents to facilitate the re-establishment of normal operation following an incident.

2. Incident Management Responsibilities include:

- a. Obtaining a situation report from Precinct Commander(s).
- b. Determining the need to assume a position within one of the levels of incident management system.
- c. Notifying all Precinct Commanders, as necessary.
- d. Monitoring activities to ensure policies and procedures are followed during response and recovery efforts.
- e. Ensuring that incident objectives and strategies are consistent with policies, plans and procedures and assist Precinct Commanders with achieving incident objectives.
- f. Ensure the appropriate type and amount of resources are deployed to provide public safety services.

- g. Ensure mobilization of personnel is appropriate to the level of mobilization or operational readiness.
- h. Evaluating the need for additional incident management levels and activate, if necessary.
- i. Requesting activation the Office of Emergency Management, if appropriate.
- j. Ensuring adequate field supervision is established with qualified and trained personnel.
- k. Ensuring that qualified and trained personnel are assigned to key positions with the incident management structures (e.g., Area Commanders, Incident Commanders and General Staff).
- l. Ensuring proper span and control for all levels within the management and operational structures.
- m. Maintaining contact with Precinct Command or Incident Commander to coordinate their functions with the above staff.
- n. Providing situation briefing to the Sheriff, Undersheriff and other Division Commanders.
- o. May represent the Department during regional incidents at the Emergency Coordination Center (ECC) Policy Group, if necessary or directed.
- p. If directed, notifying other elected officials or government agencies (i.e., County Executive, Council, Governor, etc.) of public safety activities when requested or appropriate,
- q. Ensuring continuity of operations plan for Patrol Operations are implemented and carried out.
- r. Ensuring that a Post Activation Review is conducted at the completion of the incident per this section.

11.01.325

COMMANDER OF CRIMINAL INVESTIGATIONS: 01/11

The Commander of Criminal Investigations shall define, monitor, and adjust activities when necessary, within Criminal Investigations Division during all phases of critical incident management. The Commander is responsible for administrative and incident management within the Criminal Investigations Division.

1. Administrative Responsibilities include:

- a. Ensuring members of Criminal Investigations are prepared and trained in internal policies and procedures to meet response and recovery safety needs related to Criminal Investigations.
- b. Lead and encourage members of Criminal Investigations to participation in interagency training and exercising to develop and maintain the necessary capabilities within it area of responsibility.
- c. Coordinate with other Division Commander to review policies and budgets to aid preparedness efforts and to improve the incident management and response capabilities to mitigate hazards to the community.
- d. Ensure intelligence briefs are provided to the Sheriff, Undersheriff and other Department members, as necessary, for the purpose of directing and allocate resources within the Department.
- e. Coordinate with the Sheriff, Undersheriff and other Divisions to determine the need to raise or lower Operational Readiness Levels based on intelligence information.
- f. Establish strong working relationships with other local jurisdictional leaders and core private-sector organizations, voluntary agencies, and community partners in order to get to know, coordinate with, and train with local partners in advance of an incident and to develop mutual aid and/or assistance agreements for support in response to an incident.
- g. Lead and encourage other local leaders to focus on preparedness by participating in planning, training, and exercises.
- h. Support participation in local mitigation efforts with King County Government, regional partners, and, with the non-governmental organizations, as appropriate.
- i. Maintain a current resource list of key organizational positions, facilities, and equipment.

- j. Establish and maintain continuity of operations plan for Criminal Investigations to include:
 - Line of succession for all key personnel.
 - Assessing and reporting damage to internal infrastructures and facilities.
 - Procedures for maintaining essential services; and
 - Preserving essential documents and records during critical incidents to facilitate the re-establishment of normal operation following an incident.
2. Incident Management Responsibilities include:
- a. Obtaining a situation report from the Commander of Patrol Operations.
 - b. Determining the need to activate an Intelligence/Investigation Function within one of the levels of incident management and identify the appropriate Department member to supervise.
 - c. Notifying all Criminal Investigation Sections and Unit Supervisors, as necessary.
 - d. Ensuring the appropriate Criminal Investigations sections accomplishes the following objectives:
 - Prevent/deter additional activity, incident, and/or attacks.
 - Collect, process, analyze, and appropriate disseminate intelligence information.
 - Conduct thorough and comprehensive investigations.
 - Identify, process, collect, create a chain of custody for, safeguard, examine/analyze, and store all situation intelligence and/or probative evidence.
 - e. Monitoring activities and assist Commander(s) with achieving incident objectives.
 - f. Suspending routine operations, as necessary.
 - g. Ensuring the retention of selected detectives for investigative functions.
 - h. Ensuring non-essential Department members are released for uniformed duty as necessary.
 - i. Ensuring intelligence and investigative policies and procedures are followed during response and recovery efforts.
 - j. Ensuring that intelligence and investigative incident objectives and strategies are consistent with policies, plans and procedures.
 - k. Ensuring the appropriate type and amount of resources are deployed to provide intelligence and investigative services.
 - l. Ensuring mobilization of personnel is appropriate to the level of mobilization or operational readiness.
 - m. Ensuring that qualified and trained personnel are assigned to key positions within the Intelligence/Investigation organizational function.
 - n. Maintaining contact with the Intelligence/Investigation supervisor (Position depends on the location of the function within the ICS organizational structure).
 - o. Providing situation reports to the Sheriff, Undersheriff as necessary.
 - p. May represent the Department during regional incidents at the ECC Policy Group, if necessary or directed.
 - q. If directed, notifying other elected officials or government agencies (i.e., County Executive, Council, Governor, etc.) of public safety activities when requested or appropriate.
 - r. Ensuring continuity of operations plan for Criminal Investigations are implemented and carried out.
 - s. Reviewing the After Action Reports to ensure needs or improvements for Criminal Investigations are addressed.

11.01.330

COMMANDER OF TECHNICAL SERVICES: 01/11

The Commander of Technical Services shall define, monitor, and adjust activities when necessary, within Technical Services Division during all phases of critical incident management. The TSD Commander is responsible for administrative and incident management within the Patrol Operations Division.

1. Administrative Responsibilities include:

- a. Ensuring members of Technical Services are prepared and trained in internal policies and procedures to meet response and recovery safety needs related to Technical Services.
- b. Leading and encouraging members of Technical Services to participation in interagency training and exercising to develop and maintain the necessary capabilities within it area of responsibility.
- c. Coordinating with other Division Commanders to review policies and budgets to aid preparedness efforts and to improve the incident management and response capabilities to mitigate hazards to the community.
- d. As needed, receive intelligence briefs from the Commander of Criminal Investigation Division for the purpose of directing and allocate resources within Technical Services.
- e. Coordinating with the Sheriff, Undersheriff and other Divisions to determine the need to raise or lower Operational Readiness Levels based on intelligence information.
- f. Establishing strong working relationships with other local jurisdictional leaders and core private-sector organizations, voluntary agencies, and community partners in order to get to know, coordinate with, and train with local partners in advance of an incident and to develop mutual aid and/or assistance agreements for support in response to an incident.
- g. Leading and encouraging other local leaders to focus on preparedness by participating in planning, training, and exercises.
- h. Supporting participation in local mitigation efforts with King County Government, regional partners, and, with the non-governmental organizations, as appropriate.
- i. Maintaining a current resource list of key organizational positions, facilities, and equipment.
- j. Establishing and maintaining continuity of operations plan for Technical Services to include:
 - Line of succession for all key personnel.
 - Assessing and reporting damage to internal infrastructures and facilities.
 - Procedures for maintaining essential services.
 - Procedures for maintaining and/or recovery information technologies; and
 - Preserving essential documents and records during critical incidents to facilitate the re-establishment of normal operation following an incident, include but not limited to:
 - Human Resource Section.
 - Property Management, Evidence Supply and Fleet.
 - Communications Section.
 - Records Section.
 - Identification Section.
 - Fiscal Section.

2. Incident Management Responsibilities include:

- a. Obtaining a situation report from the Commander of Patrol Operations.
- b. Ensuring all Technical Services Sections and Unit Supervisors are notified as necessary.
- c. Monitoring activities and assist Commander(s) with achieving incident objectives.
- d. Suspending routine operations, as necessary.

- e. Ensuring the retention of selected Department members to support patrol operations.
- f. Ensuring non-essential Department members are released for uniformed duty as necessary.
- g. Ensuring mobilization of personnel is appropriate to the level of mobilization or operational readiness.
- h. Recording personnel time and other expenses.
- i. Ensuring the Personnel Unit provides coordination of information relating to personnel injured during the incident operations.
 - The Personnel Unit shall provide emergency notification upon request of the Sheriff.
- j. Providing situation reports specific to Technical Services to the Sheriff, Undersheriff as necessary.
- k. May represent the Department during regional incidents at the ECC Policy Group, if necessary or directed.
- l. If directed, notifying other elected officials or government agencies (i.e., County Executive, Council, Governor, etc.) of public safety activities when requested or appropriate.
- m. Ensuring continuity of operations plan for Technical Services are implemented and carried out.
- n. Reviewing the After Action Reports to ensure needs or improvements for Technical Services are addressed.

11.01.335

COMMANDER OF SPECIAL OPERATIONS: 01/11

The Commander of Special Operations shall define, monitor, and adjust activities when necessary, within Special Operations Section during all phases of critical incident management. The SOD Commander is responsible for administrative and incident management within the Special Operations Section.

The Commander of Special Operations is the agency representative responsible for planning a response to critical incidents. Responsibilities include the development and maintenance of policies, plans, procedures and advisor to the Sheriff during critical incidents.

1. Administrative Responsibilities include:

- a. Ensuring members of Special Operations are prepared and trained in internal policies and procedures to meet response and recovery safety needs related to Special Operations.
- b. Leading and encouraging members of Special Operations to participation in interagency training and exercising to develop and maintain the necessary capabilities within it area of responsibility.
- c. Leading and facilitating in accordance with other Division Commanders to review policies and budgets to aid preparedness efforts and to improve the incident management and response capabilities to mitigate hazards to the community.
- d. Ensuring the Department's critical incident plans take into consideration the needs of:
 - Clear jurisdictional authority to include populations, properties, and structures.
 - Individuals with special needs, including those with service animals; and
 - Individuals with house hold pets.
- e. Working in partnership with the Office of Emergency Management during development of local emergency plans.
- f. As needed, receive intelligence briefs from the Commander of Criminal Investigation Division for the purpose developing plans or directing and allocate resources within Special Operations.

- g. Maintaining procedures and the necessary logistics for the Sheriff's Office Coordination Center.
 - h. Coordinating with the Sheriff, Undersheriff and other Divisions to determine the need to raise or lower Operational Readiness Levels based on intelligence information.
 - i. Establishing strong working relationships with other local jurisdictional leaders and core private-sector organizations, voluntary agencies, and community partners in order to get to know, coordinate with, and train with local partners in advance of an incident and to develop mutual aid and/or assistance agreements for support in response to an incident.
 - j. Leading and encouraging other local leaders to focus on preparedness by participating in planning, training, and exercises.
 - k. Supporting participation in local mitigation efforts with King County Government, regional partners, and, with the non-governmental organizations, as appropriate.
 - l. Maintaining a current resource list of key organizational positions, facilities, and equipment.
 - m. Establishing and maintain continuity of operations plan for Special Operations to include:
 - Line of succession for all key personnel.
 - Assessing and reporting damage to internal infrastructures and facilities
 - Procedures for maintaining essential services.
 - Procedures for maintaining and/or recovery information technologies; and
 - Preserving essential documents and records during critical incidents to facilitate the re-establishment of normal operation following an incident.
2. Incident Management Responsibilities include:
- a. Obtaining a situation report from the Commander of Patrol Operations or designee.
 - b. Ensuring all Special Operations members are notified, as necessary.
 - c. Monitoring activities and assist Commander(s) with achieving incident objectives
 - d. Ensuring the appropriate number of personnel and activation level of the Sheriff's Office Coordination Center.
 - e. Suspending routine operations, as necessary.
 - f. Ensuring the retention of selected Department members to support patrol operations.
 - g. Ensuring non-essential Department members are released for uniformed duty as necessary.
 - h. Ensuring mobilization of personnel is appropriate to the level of mobilization or operational readiness.
 - i. Providing situation reports specific to Special Operations to the Sheriff, Undersheriff as necessary.
 - j. May represent the Department during regional incidents at the ECC Policy Group, if necessary or directed.
 - k. If directed, notifying other elected officials or government agencies (i.e., County Executive, Council, Governor, etc.) of public safety activities when requested or appropriate.
 - l. Ensuring continuity of operations plan for Special Operations are implemented and carried out.
 - m. Reviewing the After Action Reports to ensure needs or improvements for Special Operations are addressed

11.01.340

CONTRACT CHIEFS: 01/11

The role of the Contract Chief is to define responsibilities, monitor, and adjust activities during all phases of critical incident management according to their local laws, polices, and procedures. The Contract Chief is responsible for administrative and incident management within the areas of their contract cities.

1. Administrative Responsibilities include:

- a. Ensuring contract members develop, plan, and train in internal policies and procedures to meet response and recovery safety needs.
- b. Leading and encouraging contact members to participate in interagency training and exercising to develop and maintain the necessary capabilities.
- c. Coordinating with other Department members to include other contract organizations to review policies and budgets to aid preparedness efforts and to improve the incident management and response capabilities to mitigate hazards to the community.
- d. Ensuring the contract's critical incident plans take into consideration the needs of:
 - Clear jurisdictional authority to include populations, properties, and structures.
 - Individuals with special needs, including those with service animals; and
 - Individuals with household pets.
- e. Ensuring contract members collaborate with the Contract's Office of Emergency Management during development of local emergency plans.
- f. As needed, receive intelligence briefs from the Commander of Criminal Investigation Division for the purpose of directing and allocate resources within the area of responsibility of the contract.
- g. Coordinate with the Division or Precinct Command Staff to determine the need to raise or lower Operational Readiness Levels based on intelligence information.
- h. Ensuring contract members establish strong working relationships with other local jurisdictional leaders and core private-sector organizations, voluntary agencies, and community partners in order to get to know, coordinate with, and train with local partners in advance of an incident and to develop mutual aid and/or assistance agreements for support in response to an incident.
- i. Leading and encouraging local contract leaders to focus on preparedness by participating in planning, training, and exercises.
- k. Supporting participation in local mitigation efforts within the contract city, King County, regional partners, and, with the non-governmental organizations, as appropriate.
- l. Delegating and monitoring any or all responsibilities to the appropriate personnel.
- m. Maintaining a current resource list of key organizational positions, facilities, and equipment.
- n. Establish and maintain continuity of operations plan for the contract to include:
 - Line of succession for all key personnel.
 - Assessing and reporting damage to internal infrastructures and facilities
 - Procedures for maintaining essential services; and
 - Preserving essential documents and records during critical incidents to facilitate the re-establishment of normal operation following an incident.

2. Incident Management Responsibilities include:

- a. Monitoring incidents within their area of responsibility and assist field supervisors and other contract members with achieving incident objectives.
- b. Ensuring the appropriate type and amount of resources are deployed to provide public safety services.
- c. Ensuring that incident objectives and strategies are consistent with policies, plans and procedures.

- d. Notifying other elected officials or government agencies (i.e., City Manager, City Mayor, Council, or General Manger, etc.) of public safety activities when requested or appropriate.
- e. Requesting activation of the local Office of Emergency Management, if appropriate.
- f. Ensuring that qualified and trained personnel are assigned to key positions with the incident management structures.
- g. Ensuring that all Precinct and Division Commanders are notified of the situation.
- h. In accordance with mutual aid agreements and contractual obligations, supervisors should make personnel available at the request of the Sheriff, Undersheriff, or SOCC for incident assignment.
- i. Delegating and monitoring any and all responsibilities or authorities to the appropriate personnel.

11.01.345

COMMAND DUTY OFFICER (CDO): 01/11

The role of the Command Duty Officer is to monitor incident management activities within the Department during response and recovery phases of critical incident management. The CDO shall:

1. Contact the Communications Supervisor to obtain a Situation Report and monitor the progress. The report should contain:
 - a. Location of incident.
 - b. Type of incident.
 - c. Number of citizens involved.
 - d. Current activities.
 - e. Number of personnel involved.
 - f. Injuries (type, extent, I.D. victims).
 - g. Additional resource need.
 - h. Radio frequencies.
2. Establish contact with Precinct Commander and/or Specialized Unit Commander to determine if a CDO appearance is required.
 - It is not necessary for the CDO to appear at the scene of a critical incident, unless a member of the precinct command staff is not able to respond.
3. If necessary or requested, respond to the scene and assist Incident Commander(s). The CDO should:
 - a. Obtain an on-scene situational report from the IC(s).
 - b. Monitor and ensure that incidents are properly managed.
 - c. Ensure the ICS is being employed appropriately.
 - d. Ensure policy and procedures are being followed.
 - e. Ensure objectives are met and strategies followed.
 - f. Facilitate information dissemination to the appropriate personnel.
 - g. Facilitate inter-agency coordination.
 - h. Obtain and allocate critical resources.
 - i. Assist with decisions and activities regarding mobilization.
 - j. Contact Communications Center Supervisor to initiate mobilization.
4. The CDO should not assume the role of the IC because of the possibility that another incident may occur requiring their attention. Only as a last option should the CDO assume the IC role.

5. Initiate the proper notifications to:
 - a. Sheriff.
 - b. Undersheriff.
 - c. Commander, Patrol Operations Division.
 - d. Commander, Technical Services Division.
 - e. Commander, Criminal Investigations Division.
 - f. Commander, Special Operations Section.
 - g. Commander of Precinct of Occurrence.
 - h. Office of Emergency Management.
 - i. Commander Metro
 - j. Commander Sound Transit
6. If the incident is significant and requires activation of the Sheriff's Office Coordination Center, the CDO should assume the role of the SOCC Coordinator.

11.01.350

PRECINCT COMMANDER: 09/10

The Precinct Commander shall define, monitor, and adjust activities when necessary, within the Precinct during all phases of critical incident management. The Precinct Commander is responsible for administrative and incident management within the areas of their Precinct areas.

1. Administrative Responsibilities include:
 - a. Ensuring members of Precinct are prepared, properly equipped and trained in internal policies and procedures to meet response and recovery safety needs within its area of responsibility.
 - b. Leading and encouraging members of the Precinct to participation in interagency training and exercising to develop and maintain the necessary capabilities.
 - c. Providing input to Division Commanders for the review of policies and budgets to aid preparedness efforts and to improve the incident management and response capabilities to mitigate hazards to the community.
 - d. On a need to know basis obtain intelligence briefs from the Commander Patrol Operations/Special Operations for the purpose of directing and allocating resources within the Precinct to include the current Operational Readiness Levels.
 - e. Establishing strong working relationships with other local jurisdictional leaders and core private-sector organizations, voluntary agencies, and community partners in order to get to know, coordinate with, and train with local partners in advance of an incident and to develop mutual aid and/or assistance agreements for support in response to an incident.
 - f. Leading and encouraging other local leaders to focus on preparedness by participating in planning, training, and exercises.
 - g. Supporting participation in local mitigation efforts within King County, regional partners, and, with the non-governmental organizations, as appropriate.
 - h. Maintaining a current resource list of key organizational positions, facilities, and equipment.
 - i. Establishing and maintaining continuity of operations plan for each Precinct to include:
 - Line of succession for all key personnel.
 - Assessing and reporting damage to internal infrastructures and facilities.
 - Procedures for maintaining essential services; and
 - Preserving essential documents and records during critical incidents to facilitate the re-establishment of normal operation following an incident.
2. Incident Management Responsibilities include:
 - a. Obtaining a situation report from Incident Commander(s) or designee.
 - b. Determining the need to assume a position within the ICS or AC.

- c. Monitoring activities and assist Department members with achieving incident objectives.
- d. Ensuring that all Precinct Commanders are notified.
- e. Ensuring policy and procedures are followed during response and recovery efforts.
- f. Ensuring that incident objectives and strategies are consistent with policies, plans and procedures.
- g. Ensuring the appropriate type and amount of resources are deployed to provide public safety services.
- h. Developing strategies for implementing Operational Readiness Levels based on intelligence information and ensure mobilization of personnel is appropriate to the level of mobilization or operational readiness.
- i. Evaluating the need for additional incident management levels (Area Command or Sheriff's Office Coordination Center) and request activation, if necessary.
- j. Coordinating with the Commander of Patrol Operations or the CDO to request activation the Office of Emergency Management, if appropriate.
- k. Ensuring that qualified and trained personnel are assigned to key positions within the incident management structures (e.g., Area Commanders, Incident Commanders and General Staff).
- l. Maintaining contact with Incident Commander(s) to coordinate their functions with the above staff.
- m. Provide situation briefing to the Commander of Patrol Operations, CDO or SOCC Coordinator.
- n. May Represent the Department during regional incidents at regional Coordination Centers.
- o. Ensuring continuity of operations plan at the Precinct Level are implemented and carried out.
- p. Ensuring that a Post Activation Review is conducted at the completion of the incident per this section.

11.01.350

COMMUNICATION SECTION COMMANDER: 09/10

The Communications Section Commander shall be responsible for developing and managing communications plans, providing personnel to handle communications between the various levels of incident management, and coordinate the dispatching of priority calls in the county not affected by the emergency operations. The Communication Section Commander is responsible for administrative and incident management within the Communications Section.

1. Administrative Responsibilities include:
 - a. Ensuring members of the Communication Section are prepared and trained in internal policies and procedures to meet response and recovery safety needs within its area of responsibility.
 - b. Leading and encouraging members of the Communication Section to participation in interagency training and exercising to develop and maintain the necessary capabilities.
 - c. Providing input to the Commander of the Technical Services Division for the review of policies and budgets to aid preparedness efforts and to improve the incident management and response capabilities to mitigate hazards to the community.
 - d. Establishing strong working relationships with other local and regional communication leaders in order to get to know, coordinate with, and train with local partners in advance of an incident and to develop mutual aid and/or assistance agreements for support in response to an incident.
 - e. Maintaining a current resource list of key organizational positions, facilities, and equipment.

- f. Establishing and maintaining continuity of operations plan for the Communication Section to include:
 - Line of succession for all key personnel.
 - Assessing and reporting damage to internal infrastructures and facilities.
 - Procedures for maintaining essential services; and
 - Preserving essential documents and records during critical incidents to facilitate the re-establishment of normal operation following an incident.
2. Incident Management Responsibilities include:
- a. Obtain a situation report from the IC.
 - b. Monitor activities and assist Department members with achieving incident objectives.
 - c. Ensure assistance is provided to the IC in notifying the Precinct Commander, Captains and Sergeants and provide the necessary personnel with a situation report. The report should contain:
 - Location of incident.
 - Type of incident.
 - Number of citizens involved.
 - Current activities.
 - Number of personnel involved.
 - Injuries (type, extent, I.D. victims).
 - Additional resource need.
 - Radio frequencies.
 - d. Ensure the Communication Center contacts the Command Duty Officer or Division Chiefs when requested by IC or CDO.
 - e. Assist the Department with the mobilization of personnel as appropriate to the level of mobilization or operational readiness.
 - f. Ensure Communication Center policies and procedures are followed during response and recovery efforts.
 - g. Ensure that qualified and trained personnel are assigned to key positions within the incident management structures (e.g., Communication Unit Leader (ICS/AC), Resource Dispatch (SOCC), if requested.
 - h. Ensure the continuity of operations plan at the Communication Center is implemented and carried out.
 - Estimate staffing needs for Communications Center and increase personnel if needed.
 - Routine police dispatch may be reduced to emergency responses only. If necessary, advise Communications Center staff to screen complaints for emergencies only.

11.01.400 CONCEPT OF OPERATIONS

11.01.405

PURPOSE: 12/16

The Concept of Operations section to the CIMP and COOP establishes the model in which the Sheriff's Office operates during all phases of incident management.

11.01.410

SCOPE: 09/10

The Sheriff's Office operating structure may differ depending on which incident management phase the department is addressing. During the preparedness and mitigation phase, the department will maintain normal operations. However, during the response to a critical incident the Sheriff's Office may have to modify its operational structure in the event the incident disrupts the Sheriff's Office's normal operations.

11.01.415

POLICIES: 09/10

1. Incident management priorities will be based upon the prevailing situation and circumstances. For planning purposes the following priorities have been identified and order is based on the situation:
 - a. Life Safety.
 - b. Incident Stabilization.
 - c. Protection of critical infrastructure.
 - d. Protection of private property.
 - e. Protection of the environment.
2. The Sheriff Office may completely or partially suspended operations that do not contribute directly to the management and resolution of the incident for the duration of the event.
 - Efforts that would normally be required for those functions may be redirected to accomplish incident management tasks.
3. All information requests will be coordinated and disseminated through the appointed Media Relations Officer (MRO) or the Joint Information Center (JIC) if established.
4. It is anticipated that Department personal will not be at peak efficiency during a prolonged incident if the status of their households and family members are in question or unknown. Accordingly, Department personnel are encouraged to make prior arrangements for family members and establish communications procedures for relaying critical information for several days.
5. As resources and personnel may be overwhelmed, the Sheriffs Office will endeavor to make reasonable efforts to respond to each incident based on the current situation, level of priority, available information, and resources available at the time of the incident.
6. Local activities pursuant to the Federal/State Agreement for major disaster recovery will be carried out in accordance with 44 CFR 205.16 (Nondiscrimination in disaster assistance). The Sheriff's Office shall ensure that no services will be denied on the basis of race, color, religion, national origin, age, sex, marital status, veteran status, sexual orientation, or the presence of any sensory, mental, or physical disability
7. Unified Command shall be used to ensure coordinated response with other involved agencies with jurisdiction.
8. Law enforcement generally will not have a primary responsibility for natural disasters, but will attempt to maintain its services and continue to provide public safety services

11.01.420

INCIDENT MANAGEMENT PHASES: 09/10**Mitigation Phase**

The Department should implement strategies that attempt to eliminate or reduce the probability of an incident occurring or its effects within its control, including maintaining and review plans and implementing improvements for incident preparedness, response and recovery strategies.

1. At a minimum the Sheriff's Office should:
 - a. Act in accordance with facility, property, and personnel protection mitigation plans promulgated by King County Government.
 - b. Maintain procedures for the response to critical incidents.
 - c. Select and train department members based on their roles and responsibilities.
 - d. Identify high risk areas and their associated hazards
 - e. Institute security programs for the high risk and most vulnerable areas.
 - f. Exchange information and intelligence on activities with the appropriate agencies.

2. The following documents were developed for the purposes of documenting information related to implementing mitigation activities:
 - a. Law Enforcement Annex of the King County Comprehensive Emergency Management Plan.
 - b. General Orders Manual.
 - c. Patrol and Unit Standard Operating Procedures.
 - d. Mutual Aid agreements and Memorandums of Understanding.

Preparedness Phase

Effective incident management begins with preparedness activities conducted on a regular basis and well in advance of any potential incidents. Preparedness involves an integrated combination of hazard/risk assessment, planning, training, exercising, personnel certifications standards, and equipment acquisitions for the purposes of increasing capabilities. Accordingly, the Sheriff's Office will endeavor to be prepared for any incident. Preparedness activities should take place under the normal organizational and management structures.

1. At a minimum the Sheriff's Office should:
 - a. Hazard and Risk Assessments – Conduct hazard and risk assessment activities relating to the hazards identified in the King County Hazard Identification and Vulnerability Analysis (HIVA).
 - b. Planning – Develop and maintain plans describing how personnel, equipment, and other resources are used to support incident management and emergency response activities.
 - c. Training – Identify and require any personnel who may take an active role within the Incident Command System to attend various levels of NIMS ICS certified training based on their position within the organization.
 - Selected personnel shall also receive additional training on multi-agency incident management, operational procedures, and training in the use of supporting technologies to include this policy.

- d. Exercising – Develop and maintain a Comprehensive Exercise Program that contains timelines and objectives for the department based on the Homeland Security Exercise and Evaluation Program guidelines. Exercising includes identifying and requiring personnel to participate in realistic exercises.
 - The Sheriff's Office should also participate in multi-discipline and multi-jurisdictional exercises to improve integration and interoperability and optimize resources during incident operations.
- e. Personnel Qualification and Certification – Maintain qualification and certification standards consistent with NIMS requirements.
- f. Equipment Acquisition and Certification – Acquire and maintain equipment that will perform to certain standards, including the capability to be interoperable with similar equipment used by other jurisdictions.
- g. Intelligence – Intelligence functions will be the responsibility of the Regional Criminal Intelligence Group (RCIG) and the FBI Joint Terrorism Task Force (JTTF).
- h. Mutual Aid agreements and Memorandums of Understanding – Develop Mutual Aid agreements and Memorandums of Understanding to effectively maintain services and review them annually

Response Phase

1. The Sheriff's Office shall use the Incident Command System (ICS) consistent with the National Incident Management System (NIMS), to manage all types of incidents, regardless of the size and/or complexity of the incident.
2. The command sections utilized in ICS may be commanded by commissioned members of any rank.
3. The Incident Commander is responsible for overall incident management and will:
 - a. Establish the location and implementation of a Command Post consistent with operational requirements of the incident and insuring the safety and security of the post.
 - b. Establish immediate priorities.
 - c. Determine incident objectives and strategy(s) to be followed.
 - d. Ensure adequate resources are mobilized to address the incident.
 - e. Establish a staging area for the purposes of staging resources for assignment.
 - f. Approve and implement the Incident Action Plan.
 - g. Provide for the safety and security of all personnel responding to or affected by the incident.
 - h. Establish a Command Support Function to include 1) Public Information Officer, 2) Safety Officer, and 3) Liaison Officer(s).
 - The Public Information Officer will:
 - Develop accurate, accessible and timely information for use in press/media briefings.
 - Obtain IC's approval for news releases.
 - Conduct media briefings
 - Monitor and forward media information that may be useful to incident planning.
 - Maintain current information, summaries and/or displays on the incident.
 - Participate in planning meetings.
 - The Safety Officer will:
 - Identify and mitigate hazardous situations.
 - Ensure safety messages and briefings are made.
 - Exercise emergency authority to stop and prevent unsafe acts.
 - Review the Incident Action Plan for safety implications.

- Assign assistants qualified to evaluate special hazards.
 - Initiate preliminary investigation of accidents within the incident area.
 - Review and approve the Medical Plan.
 - Participate in planning meetings.
- The Liaison Officer will:
- Act as a point of contact for agency representatives.
 - Maintain a list of assisting and cooperating agencies and agency representatives.
 - Assist in setting up and coordinating interagency contacts.
 - Monitor incident operations to identify current or potential inter-organizational problems.
 - Participate in planning meetings, providing current resource status, including limitations and capabilities of agency resources.
 - Provide agency-specific demobilization information and requirements.
- i. Approve requests for additional resources or the release of resources including requests for Mutual Aid.
- j. Approve the use of participants. Volunteers and auxiliary personnel.
- k. Authorize the release of information to the news media.
- l. Order the demobilization of the incident when appropriate.
- m. Ensure incident after action reports are completed.
4. The Operations Section Commander is responsible for managing all tactical operations at an incident. Major responsibilities of the Operations Section Commander are to:
- a. Assure safety of tactical operations.
 - b. Develop and manage tactical operations.
 - c. Develop the operations portion of the IAP.
 - d. Supervise execution of operations portions of the IAP.
 - e. Direct all operational resources including patrol, traffic and other sworn and non-sworn elements assigned to tactical responses.
 - f. Establish the operational perimeter and allocate personnel for the security of the perimeter.
 - g. Plan and coordinates safe evacuations of citizens from threatened areas.
 - h. Manage the security at the field command post and the incident scenes.
 - i. Establish a system for transportation, processing and confinement of detainees in compliance with mass arrest operations.
 - j. Plan and implement a traffic control plan to secure the affected areas and minimize collateral damage or injuries.
 - k. Request additional resources to support tactical operations.
 - l. Approve release of resources from active operational assignments.
 - m. Make or approve expedient changes to the IAP.
 - n. Ensure post incident investigations are conducted.
5. The Planning Section Commander is responsible for providing planning services for the incident. Under the direction of the Planning Section Commander, the Planning Section collects situation and resources status information, evaluates it, and processes the information for use in developing action plans. Major responsibilities of the Planning Section Coordinator are to:
- a. Collect and manage all incident-relevant operational data.
 - b. Supervise preparation of the IAP.
 - c. Provide input to the IC and Operations in preparing the IAP.
 - d. Incorporate Traffic, Medical, and Communications Plans and other supporting materials into the IAP.
 - e. Collects, evaluates and disseminates information and intelligence.

- f. Maintains an incident log and tracks relevant information about the incident.
 - g. Prepares reports and is responsible for quality related to information.
 - h. Coordinates the collection of all logs, reports, and data from all command functions related to the incident.
 - i. Conduct and facilitate planning meetings.
 - j. Reassign personnel within the ICS organization.
 - k. Compile and display incident status information.
 - l. Establish information requirements and reporting schedules for units (e.g., Resources, Situation Units).
 - m. Determine need for specialized resources.
 - n. Assemble and disassemble Task Forces and Strike Teams not assigned to Operations.
 - o. Establish specialized data collection systems as necessary (e.g., weather).
 - p. Assemble information on alternative strategies.
 - q. Provide periodic predictions on incident potential.
 - r. Report significant changes in incident status.
 - s. Directs the planning of post-incident demobilization and de-escalation to insure continued community security and safety while relieving department resources.
6. The Logistics Section Commander provides all incident support needs with the exception of logistics support to air operations.
- a. The Logistics Section is responsible for providing:
 - Facilities.
 - Transportation.
 - Communications.
 - Supplies.
 - Equipment maintenance and fueling.
 - Food services (for responders).
 - Medical services (for responders).
 - All off-incident resources.
 - b. Major responsibilities of the Logistics Section Commander are to:
 - Provide all facilities, transportation, communications, supplies, equipment maintenance and fueling, food and medical services for incident personnel, and all off-incident resources.
 - Manage all incident logistics.
 - Provide logistical input to the IAP.
 - Brief Logistics Staff as needed.
 - Identify anticipated and known incident service and support requirements.
 - Request additional resources as needed.
 - Ensure and oversee the development of the Communications, Medical, and Traffic Plans as required.
 - Oversee demobilization of the Logistics Section and associated resources.
 - Coordinates communications, information systems and other technical support for data collection.
 - Coordinate the replenishment of equipment and supplies during the incident.
 - Coordinate the quartermaster system during the incident.
 - Provide for the sheltering, relief, feeding and sanitation facilities for all response personnel.
7. The Finance/Administration Section Commander is responsible for managing all financial aspects of an incident. Major responsibilities of the Finance/Administration Section Commander are to:
- a. Manage all financial aspects of an incident.
 - b. Track and monitors costs, including personnel time, equipment and supplies.

- c. Provide financial and cost analysis information as requested.
- d. Ensure compensation and claims functions are being addressed relative to the incident.
- e. Procures additional resources from outside the Sheriff's Office.
- f. Prepares emergency purchasing transactions.
- g. Prepares documentation of injuries to personnel and of potential liability issues.
- h. Gather pertinent information from briefings with responsible agencies.
- i. Develop an operating plan for the Finance/Administration Section and fill Section supply and support needs.
- j. Determine the need to set up and operate an incident commissary.
- k. Meet with assisting and cooperating agency representatives as needed.
- l. Maintain daily contact with agency(s) headquarters on finance matters.
- m. Ensure that personnel time records are completed accurately and transmitted to home agencies.
- n. Ensure that all obligation documents initiated at the incident are properly prepared and completed.
- o. Brief agency administrative personnel on all incident-related financial issues needing attention or follow-up.
- p. Provide input to the IAP.

Recovery Phase

The Department should implement and coordinate strategies that assist communities from recovering from various incidents. A recovery operation has both short and long term processes. Short term processes restore operations and essential services. Long term recovery processes focus on restoring community operations to their normal or improved state.

1. At a minimum the Sheriff's Office should:
 - a. Act in accordance with King County and other regional recovery plans.
 - b. Develop and maintain procedures for the recovery activates to critical incidents.
 - c. Select and train department members in recovery procedures based on their roles and responsibilities.
 - d. During the recovery phase mitigation measures should be instituted and coordinated through the most appropriate incident management level to include:
 - Identify high risk areas and their associated hazards.
 - Institute security programs for the high risk and most vulnerable areas.
 - Exchange information and intelligence on activities with the appropriate agencies.
2. The following documents were developed for the purposes of documenting information related to implementing recovery activities:
 - a. Law Enforcement Annex of the King County Comprehensive Emergency Management Plan.
 - b. King County Regional Disaster Plan.
 - c. General Orders Manual.
 - d. Mutual Aid agreements and Memorandums of Understanding.
 - e. Any other recovery plans promulgated by King County Government or regional partners.

11.01.425

INCIDENT MANAGEMENT LEVELS: 09/10**ON-SCENE LEVEL COMMAND – INCIDENT COMMAND SYSTEM/UNIFIED COMMAND SYSTEM****1. Description**

- a. The Incident Command System (ICS) is a management system designed to enable effective and efficient incident management by integrating a combination of facilities, equipment, personnel, procedures, and communications operating within a common organizational structure, designed to enable effective and efficient domestic incident management.
- b. It is normally structured to facilitate activities in five major functional areas:
 - Command.
 - Operations.
 - Planning.
 - Logistics
 - Finance and administration.

2. Establishing

- a. The Incident Command System (ICS) will be used to manage all types of incidents, regardless of the size and/or complexity of the incident.
- b. The Incident Command Post(s) will be identified and operate near the scene of the incident, if safety permits.
- c. An Incident Commander (IC) will be identified at the incident location(s).
- d. The Unified Command System (UC) shall be used when there is more than one agency with incident jurisdiction or when incidents cross political jurisdictions.
- e. Department members and resources will remain under the command of the IC and will carry out tactical decisions in direct response to an incident or threat.
- f. The Department's IC participating in the Unified Command will assist with establishing a common set of objectives, strategies, and single Incident Action Plan.
- g. The Department's IC will retain operational control of Department assets.

3. Function

- a. Ensure common terminology throughout the incident organization.
- b. Ensure incident objectives are established and communicated to Department members.
- c. Develop an Incident Action Plan (IAP).
- d. Ensure proper span and control.
- e. Designates incident locations and facilities.
- f. Ensures effective comprehensive resources management.
- g. Establish integrated communications.
- h. Defines procedures for establishing and transfer command.
- i. Defines effective chain of command and unity of command.
- j. Utilizes a Unified Command component if needed.
- k. Establishes procedures for accountability of personnel and resources.
- l. Establishes procedures for control and managed deployment of resources.
- m. Establishes procedures for information and intelligence management.

See Incident Command Guides or Incident Specific Procedures for additional details.

FIELD LEVEL COORDINATION – AREA COMMAND**1. Description**

An Area Command:

- a. Oversees the management of multiple incidents that are each being handled by an Incident Command System or oversees the management of a large incident that has multiple Incident Management Teams.
- b. The Area Command provides command authority and coordination.
- c. Area Command works directly with Incident Commanders and becomes Unified Area Command when incidents are multi-jurisdictional.
- d. Area Command will likely be used at the Precinct Level to respond effectively within its area of responsibility while allocating critical resources safely and efficiently.

2. Establishing

Area Command should be established early and when:

- a. When several active incidents are occurring in close proximity.
- b. When life and property to include the safety of responders are at risk due to incidents.
- c. When incidents will occur in to the next operational period.
- d. When incidents are using similar or limited critical resources.
- e. When difficulties are encountered with inter-incident resources allocation and coordination.

3. Function

- a. Set overall Department incident related priorities.
- b. Allocate critical resources based on priorities.
- c. Ensure incidents are properly managed.
- d. Ensure that incident objectives are met and do not conflict with each other or with Department policy.

See Area Command Guides or Incident Specific Procedures for additional details.

DEPARTMENT LEVEL COORDINATION – SHERIFF'S OFFICE COORDINATION CENTER**1. Description**

- a. The Sheriff's Office Coordination Center (SOCC) is the Department's Operations Center.
- b. The SOCC will be utilized to facilitate both internal and external coordination by providing a conduit internally among Divisions and Precincts and externally between the Department and outside agencies during incident(s).
- c. On-scene command and tactics used to resolve an incident will remain the purview of the Incident Commander or Area Commander in the field.

2. Establishing

- a. Upon notification of an incident, or threat of one, the Sheriff to include the CDO, shall evaluate the situation and available information and, if warranted, recommend the activation of the SOCC.
- b. The Incident Commander may recommend to the Sheriff that the SOCC be activated based on the size and complexity of incident regardless of the type of incident to provide support.

3. Function

- a. Defining overall policy and procedures during an incident.
- b. Defining overall strategy and priorities to coordinate resources effectively.
- c. Allocate critical resources according to priorities at the Department level.
- d. Ensuring that incidents are properly managed at the field level.
- e. Ensuring objectives are met and strategies followed based on Department policies, and procedures.
- f. Facilitating information dissemination per Department policies and procedures.
- g. Facilitating inter-agency coordination to effectively respond.
- h. Request State of Federal Resources outside of existing mutual aid agreements via the Sheriff's ECC Representative to the County Executive.

See Area Command Guides or Incident Specific Procedures for additional details.

EMERGENCY COORDINATION CENTER**1. Description**

- a. The Emergency Coordination Center (ECC) is the physical location at which the coordination of information and resources to support incident management activities normally take place.
- b. The ECC is managed by the King County Office of Emergency Management.
- c. Personnel from county departments and involved agencies coordinate mitigation, preparedness, and response and recovery activities **from the ECC.**

2. Establishing

- a. The ECC will activate during emergency according to the King County Comprehensive Emergency Management Plan.
- b. A sworn Department member that is capable of managing, directing or administering the affairs for the Department will respond to the ECC, when activated, and represent the Sheriff's Office as the ECC Representative.
- c. A sworn Department member that is capable of defining policy for the Department may also respond to the ECC, when activated, and represent the Sheriff's Office in the Policy Group as the Department Head in the Policy Group.
 - Usually, a person assigned to be the ECC Representative should not be listed as a Department Head as well.
- d. The Department members will maintain effective communications with the Incident Command Post, Area Command or SOCC and coordinate resources and information with other King County Departments or governments and non-government agencies at the Emergency Coordination Center.

3. Function

- a. The Sheriff's Office ECC Representative shall have:
 - Understanding of Department Operations.
 - Knowledge of discipline-oriented regional resource inventories throughout the region.
 - Capabilities of communicating with department and/or division leadership with the Sheriff's Office and with the Sheriff's Office Coordination Center.
 - Capabilities of communicating with regional partners.
 - Authority to make operational decisions and define operational objectives.
 - Relationships with other law enforcement agencies in the region to provide effective coordination.

- Knowledge of the Department and/or Division obligations outlined in the King County Comprehensive Emergency Management Plan.
 - Knowledge and understanding of policy issues for their agency or discipline
 - Training on ECC Basics, in ICS 100, 200, 300, 400, NIMS 700, National Response Framework 800, and EOC/ICS Interface.
 - Capability of receiving 24 hour notifications of emergencies.
 - Availability to staff shift(s) in the RCECC at anytime.
 - Resources and documents needed to support their role in the RCECC.
- b. The Sheriff's Office Department Head shall have:
- Understanding of Department Operations.
 - Knowledge and understanding of legal and policy issues that may affect their agency in emergencies.
 - Authority to make policy decision on behalf of their agency or advise the King County Executive on policy issues.
 - Authority to represent the interests of their department to the King County Executive.
 - Availability to respond to emergencies at anytime.
 - Capabilities of communicating with other policy makers during emergencies.
 - Roster and contact information of the Department's ECC Representative .
 - Capabilities of communicating with their designated representative in the ECC during activations.
 - Knowledge of the Department and/or Division obligations outlined in the King County Comprehensive Emergency Management Plan.
 - Authority to make budgetary/spending allocations including the assignment of overtime.

11.01.500 PLAN ADMINISTRATION

11.01.505

ANNUAL REVIEW: 01/17

The Critical Incident Preparedness Coordinator will maintain a schedule that ensures a review of this plan is completed annually and updated on a four (4) year cycle, following the Comprehensive Emergency Management Plan (CEMP) update cycle by one (1) year.

11.01.510

CRITICAL INCIDENT DEBRIEFING: 09/10

The purpose of a Critical Incident Debriefing is to begin the process for identify lessons learned from a critical incident in order to identify areas of improvement. The department command staff, the IC(s) and affected Precinct Commander shall participate in a debriefing of the incident. The Precinct Commander will facilitate the meeting. Patrol Supervisors may be included at the discretion of the Precinct Commander.

1. Incident Commander will:
 - a. Within three (3) days following a critical incident, as defined in this section, ensure a critical incident debriefing has been completed.
 - b. Collect and review all necessary incident reports, officer reports or witness statements, photographs or other relevant documentation prior to the Critical Incident Debriefing.
2. Precinct Commander will:
 - a. Create an agenda covering:
 - Explain agenda and format of the debriefing.
 - Identify roles and responsibilities during the incident.
 - Have the participants discuss the incident in chronological order.
 - Conduct an evaluation specific to the following:
 - Incident Management and Supervision procedures.
 - Patrol Procedures.
 - Investigative Procedures.
 - Evidence Procedures.
 - Identify areas of improvement for recommendation to the Critical Incident Review Board.
 - b. The Precinct Commander should use leading questions such as:
 - “What would you like to see happen again?”
 - “What would have been a better way of handling the situation?”
 - “In you opinion, what would have been the ideal way of doing that?”
 - “How could communication have been better?”
 - “Next time, what would you differently?”
 - “What are some ways we could have avoided some of the issues?”

- c. The Precinct Commander shall capture improvement opportunities, by asking the following questions:
 - What went well?
 - How can we institutionalize the success?
 - What did not go well?
 - How can we ensure it doesn't happen again?
- d. Complete a After Action Report to be submitted to the board listing:
 - Any best practices that could be adopted to improve future responses.
 - Any policies, plans or procedures that could be adopted, modified, or omitted to improve future responses.
 - Any equipment, training, or safety issues that should be incorporated into any phase of training.

11.01.515

CRITICAL INCIDENT REVIEW BOARD: 09/10

The purpose of the board is to review the findings from Critical Incident Debriefing and develop an Improvement Plan to be submitted to the Undersheriff for approval. The board shall include the relevant Division Commanders, the CDO at the time of the incident, the Legal Unit, MRO, Captain and Sergeant of the Unit investigating the incident and any other participants that the Division Commanders determines would be beneficial to attend.

1. Within four (4) weeks following a Critical Incident, the Division Commander who is responsible for the handling of the incident will assemble a board to review the After Action Report and develop an Improvement Plan. This process may identify the need for additional equipment, training, exercises, coordination, and/or address any issues relating to policies, plans, and procedures.
2. The Improvement Plan will translate lessons learned from the incident into concrete, measureable steps that result in improved response capabilities. The Improvement Plan will identify:
 - a. Actions to be taken to address each recommendation presented in the After Action Report.
 - b. The Division that will be responsible for taking the action.
 - c. The timeline for completion.
3. The Improvement Plan may include the identification of issues or problems that require further study before corrective action can be implemented. If the Improvement Plan contains such items a supplemental report will be forwarded to the Undersheriff up completion.
4. The Division Commander who is responsible for handling of the incident will ensure that the Improvement Plan is completed within two (2) weeks of the board and presented to the Sheriff for approval.
5. Once the improvement plan has been approved the Division Commanders shall ensure that each action assigned to their Division is tracked to completion.

11.01.520

CRITICAL INCIDENTS AND STRESS MANAGEMENT: 09/10

Supervisors and peers shall monitor personnel under their command and co-workers under and provide support services as needed. See GOM 2.08.000 – Personal Assistance for direction regarding critical incidents and stress management.

11.01.525

TRAINING AND EXERCISES: 09/10

All affected agency personnel shall receive annual training on the Critical Incident Management Plan. Training may include online and classroom depending on position of the personnel. Exercise programs may include table tops, functional, and full scale multi-agency exercises.

11.01.600 MUTUAL AID

11.01.605

PURPOSE: 06/10

The purpose of this section is to establish direction and guidelines for providing assistance to other agencies and obtaining assistance from other agencies.

11.01.610

POLICY: 09/12

1. The Sheriff's Office will provide or request mutual aid assistance based on the King County Police Chief's Association Mutual Aid Agreement (MAA) and RCW 43.43.974 State law enforcement mobilization.
2. Contract City Chiefs may set more restrictive policies and procedures regarding minimum staffing in their cities. If more restrictive policies and procedures are established Contract City Chiefs shall ensure their personnel are notified in writing.

11.01.615

DEFINITIONS: 02/18

For the purposes of this section:

"Assigned Worksite" means the Precinct or City assignment for deputies/detectives at the time of a request or in-progress emergency.

"Bordering Agency, Precinct or City" means any police agency, Contract City or Precinct that shares a common jurisdictional border with the responding deputy's assigned worksite.

"Critical Incident" means an occurrence, natural or human-caused, which may require a significant response to protect life or property. Incidents may include serious injury or death of a department members, the serious injury or death of a citizen as a result of a department action, a major civil disturbance or demonstration, a confirmed hostage or barricaded situation, terrorist threats or attacks, wildland and urban fires, floods, hazardous materials spills, nuclear accidents, aircraft accidents, earthquakes, war-related disasters, public health and medical emergencies, and other occurrences requiring a significant public safety response.

"Incident Commander (IC)" means the person who is in charge of and responsible for the incident or event.

"Incident Command System (ICS)" means a system providing specific structure, process and capabilities at an incident or event to provide management of resources to accomplish the command objectives.

"In-progress Emergency" means situation where the involved law enforcement officer(s) requests additional units to an unknown or developing incident, where the law enforcement officer(s), victim(s), or community is in danger and the on scene personnel cannot control the situation or effect the outcome without immediate allocation of additional resources. Some examples of this type of incident include but are not limited to: shots fired, officer involved shooting, explosions, vehicle and foot pursuits, assaults on officers, large numbers of hostile subjects.

"Mutual Aid" means written or oral agreement between and among agencies/organizations and/or jurisdictions that provide a mechanism to quickly obtain emergency assistance in the form of personnel, equipment, materials, and other associated services. The primary objective is to facilitate rapid, short-term deployment of emergency support prior to, during, and/or after an incident.

"On-Going Incident" – A situation where law enforcement is involved in a situation and additional law enforcement resources are required; however, there is no in-progress emergency and at the time of the request there is time to coordinate the responding law enforcement units. Some examples of this type of incident include but are not limited to: crowd control events; and contained crime scenes.

"Request for Additional Resources" means a request for additional resources to staff an on-going incident. The situation requires additional law enforcement resources at the time of the request and there is time to coordinate the responding law enforcement units. Some examples of this type of incident include but are not limited to: crowd control events; and contained crime scenes.

"Requesting Agency" means the agency requesting additional resources and for whom the responding agencies will take direction at the incident site.

"Responding Deputy" – Any deputy, detective or contract city officer.

"Staging Area" means temporary location for available resources. A Staging Area can be any location in which personnel, supplies, and equipment can be temporarily housed or parked while awaiting operational assignment.

"Strike Team" means a set number of resources of the same kind and type that have an established minimum number of personnel, common communications, and a leader. An example of a strike team is a set of five and a supervisor with or without vehicles as requested, (i.e. five officers and a Sergeant).

11.01.620

AUTHORITY: 06/10

1. RCW 10.93 – Washington Mutual Aid Peace Officer Powers.
2. RCW 43.43.974 – State law enforcement mobilization.

11.01.625

PROVIDING MUTUAL AID PROCEDURES: 04/19

1. Communications Center
 - a. The Communication Center will coordinate mutual aid requests
 - b. If the requesting agency contacts the Sheriff's Office via the Communications Center the CDO shall be notified.
 - c. The Communication Center Supervisor will coordinate a request for local mutual aid within the county with a supervisor. This includes requests made by supervisors or command personnel in another Precinct or contract city.
 - d. The Communication Center Supervisor will coordinate a request for mutual aid outside the county with a Precinct/Section Commander.
2. Supervisor
 - a. Supervisors shall approve and coordinate local mutual aid requests within the county.
 - b. Supervisors shall monitor and manage the response by Sheriff's Office personnel outside their "assigned worksite" and have the discretion to limit the response.
 - c. Where possible, a supervisor shall respond to the location to support and assist the requesting agency and to provide direct supervision of responding deputies

- d. A Division Commander or designee shall approve the mutual aid request for Intra-State Agencies.
- e. Approval for a mutual aid request may be verbal or in writing.
- f. A supervisor receiving the mutual aid request shall verify the following information:
 - Type and extent of mutual aid (number of personnel, resources, and/or equipment).
 - Situation, the hazard areas (inner and outer perimeter locations), suspect description, if necessary.
 - Routes of ingress, if necessary
 - Duties to be performed, if applicable, any immediate needs that responding deputies may assume upon arrival such as road blocks, traffic control, or perimeter locations.
 - Command Post or Staging Area Location.
 - Radio Frequencies and restrictions.
 - Estimated duration of the need.
 - Type of clothing or protective equipment necessary.
 - A request of five (5) or more deputies shall include a supervisor or team leader (i.e., MPO or Senior Deputy) with the deployment.
- g. A request of ten (10) or more deputies shall include a supervisor and include notification of the Precinct/Section Commander and the CDO.
- h. A request of any specialized services (i.e., TAC-30, ASU, Bomb HazMat, Search and Rescue, and Major Crimes) shall be approved by the Section Commander or the CDO.

3. Deputy

- a. Deputies may respond to in-progress critical incidents based on their location and response time. The response should be limited to deputies who are "Bordering Agency, Precinct or City"
- b. Deputies will notify their supervisors and the communications center.
- c. When a deputy is directed to respond to a mutual aid request they will ensure that:
 - Situation, the hazard areas (inner and outer perimeter locations), suspect description, if necessary.
 - Respond to the Staging Area unless otherwise directed by the IC, supervisor, or dispatch.
 - Duties to be performed.
 - Person to whom they report to.
 - Estimated duration of the need.
- d. Type of clothing or protective equipment for the duties to be performed.
- e. Monitor the radio frequency but stay off the air until they arrive on scene.
- f. A deputy shall not self deploy to another jurisdiction's critical incident without authorization by their immediate supervisor
- g. This does not restrict deputies from deploying directly to incidents in which there is an immediate or imminent risk to life such as a "10-33", however these responses should be from "Bordering Agency, Precinct or City", in which the deputy will notify the Communication Center and their Supervisor.
- h. If one or more deputies are responding without a supervisor, they should respond as a team with a designated team leader
- i. Responding deputies shall advise dispatch for tracking of resources.
- j. All deputies shall advise dispatch when they arrive on scene.
- k. Deputies shall check in with the Staging Manager. This may occur in person at the Staging Area or via radio if a Staging Manager is not yet at the Staging Area.

- l. If a deputy was assigned a position prior to arrival, they should check in with the IC when they arrive either over the air or in person.
 - m. Personnel arriving in a Squad or Strike Team configuration should have one person advising the Staging Manager or IC of their arrival.
 - n. Deputies, when practical, should advise the Staging Manager of any specialty skills or resources they possess.
 - o. Deputies, Squads, Strike Teams, or Specialty Units will not deploy until directed by the Staging Manager or IC.
 - p. Deputies work under the direction of the IC or appropriate designee during their participation in the incident.
 - q. Deputies will follow King County Sheriff's policies and procedures while implementing the mission given by the IC. Conflicts in actions are brought to the attention of the IC through the chain of command for de-confliction.
 - r. Deputies will not depart from the incident scene without going through the established demobilization procedures set up by the ICS structure.
4. Command Duty Officer (CDO)
 - a. When there is a significant regional incident and mutual aid has not been requested from the Sheriff's Office, the CDO should make the appropriate notifications and coordinate with the Sheriff or designee to determine if a Sheriff's Office Liaison should be sent to the scene.
 - b. The CDO will not respond to the scene to ensure they are available in the event another incident occurs requiring their attention.
 - c. The CDO will assess the need to activate the Sheriff's Office Coordination Center (SOCC) when mutual aid requested to coordinate mutual aid and maintain continuity of operations with our own jurisdiction.
 - d. The CDO will determine the activation level for the SOCC by the amount of mutual the Sheriff's Office is providing. See SOCC G.O.M. Section 11.05.000 for details.
5. Sheriff's Office Liaison
 - a. The Sheriff's Office Liaison is activated by the Sheriff, Undersheriff or designee.
 - b. When there is a significant regional incident, the Liaison will physically go to the ICP or Staging Area to offer personal assistance to the Incident Commander and appropriate KCSO resources.
 - c. The Sheriff's Office Liaison should hold the rank of Captain and above, however, if command staff personnel are not available then a Sergeant shall respond at the direction of the Sheriff, Undersheriff or designee.
 - d. If mutual aid is requested, the Sheriff's Office Liaison will coordinate the request through the appropriate Division Commander or designee who manages the resources requested. The CDO should be advised of the resources being used to fill the request.
 - e. The Sheriff's Office Liaison should attend any debriefs provided by the requesting agency.
 - f. The Sheriff's Office Liaison should refer to the Critical Incident Resource Guide to provide the jurisdiction with a list of King County Sheriff's Office resources and capabilities. The Critical Incident Resource Guide shall be reviewed and updated bi-annually by the Critical Incident Preparedness Unit.

11.01.630

REQUESTING MUTUAL AID PROCEDURES: 02/18

1. Supervisors and Command personnel shall manage the response and assume the position and responsibility of the Incident Commander (IC) which includes maintaining command and control of the resources at the incident, establish incident priorities, deploy resources, authorize and implement the incident action plan, ensure logistical support is provided, and demobilize resources upon conclusion of the incident.

2. Any mutual aid request that may involve five (5) or more resources or where the duration of the aid might be extensive shall be reported to the CDO, Contract City Chief or a Precinct/Section Commander.
3. The request for mutual aid shall include:
 - a. Type and number of resources (personnel and/or equipment).
 - b. Extent of need (Timeline for arrival and anticipated demobilization time).
 - c. Response (Emergency or non-emergency).
 - d. Duties to be performed.
 - e. Reporting authority.
 - f. Command Post or Staging Area Location.
 - g. Name if Staging Area Manager or IC.
 - h. Type of clothing or protective equipment necessary.
 - i. Estimated duration of the need.
4. Personnel responding to assist the Sheriff's Office should be provided with:
 - a. Location and supervisor to contact upon arrival.
 - b. Communication equipment or services provided with the 800 MHz system.
 - c. Reasonable reimbursement for expenditures borne by the provider agency.
5. The IC should request enough resources to cover assignments while considering necessary relief and rehab needs as well.
6. Upon completion of the incident, the Sheriff's Office will conduct a debriefing and include agencies providing mutual aid.
7. The debriefing will review, and if applicable, revise procedures for future mutual aid responses.
8. Federal Law Enforcement aid in a critical incident will be requested through the Precinct/Section Commander.
9. The Sheriff shall make requests for the Washington National Guard to the Washington State Emergency Management Division.

11.01.635

TRAINING: 09/12

All affected agency personnel shall receive annual training on the Critical Incident Management Plan including Mutual Aid. Training may include online and classroom depending on position of the personnel. Exercise programs may include table tops, functional, and full scale multi-agency exercises.

11.02.000 RESOURCE MANAGEMENT SYSTEM

11.02.005

PURPOSE: 09/10

This purpose of this section is to provide personnel with direction and guidelines for resource management related to the use of tactical and support resources at an incident ***within our jurisdiction***. This section is not intended for a mutual aid request from agencies outside of the control of the Sheriff's Office. Resources must be organized, assigned, and directed to accomplish the incident objectives. Managing resources safely and effectively is an important consideration at an incident.

11.02.010

DEFINITIONS: 09/10

"Resource" means any personnel and major items of equipment, supplies, and facilities available or potentially available for assignment to incident operations and for which status is maintained. Resources are described by kind and type and may be used in operational support or supervisory capacities at an incident or at an EOC.

"Resource Management" is defined by the National Incident Management System (NIMS) includes mutual-aid agreements; the use of special Federal, State, local, and tribal teams; and resource mobilization protocols.

"Resource Typing" is the categorization and description of response resources that are commonly exchanged in disasters through mutual aid agreements. The National Integration Center (NIC) has developed and published over 120 resource typing definitions. Resource typing definitions can give emergency responders the information they need to make sure they request and receive the appropriate resources during an emergency or disaster.

"Incident Commander" is generally personnel with the rank of Sergeant and higher. Search and Rescue deputies have been delegated the authority to notify and request resources.

"Force Protection" means providing security at an incident site and facilities to limit the entry of unauthorized persons and to decrease the possibility of secondary attacks.

11.02.015

POLICIES: 09/10

The Sheriff's Office will:

1. Coordinate with regional partners before an incident to develop plans for managing and using resources.
2. Develop and maintain standard processes and methods to identify, order, mobilize, dispatch, and track resources should be used to perform key resource management tasks.
3. Categorize resources by size, capacity, capability, skill, or other characteristics to make resource ordering and dispatch more efficient.
4. Develop and maintain mutual aid agreements for resource sharing.
5. Adhere to the principles of resource management which includes ensuring the safety of:
 - a. Responders to the incident.
 - b. Persons injured or threatened by the incident.
 - c. Volunteers assisting at the incident; and
 - d. News media and the general public who are on scene observing the incident.

6. All supervisors shall know the status of their resources under their supervision to ensure resources are being used effectively and personnel are not self-deploying.
7. Direct resources through the chain of command.
8. Maintain adequate reserves to meet anticipated demands.
9. Accomplish incident objectives through cost-effective strategy selection, and selection of the right kind, type, and quantity of resources.
10. Conduct quarterly documented inspections of equipment designated for use in critical incidents.

11.02.020

RESOURCE INVENTORY: 09/10

Personnel

1. All Divisions shall prepare and maintain a current Mobilization Roster that includes:
 - a. Name, address and telephone number(s), to include best available telephone numbers.
 - b. Specialized training and equipment relating to Critical Incidents (i.e., Advanced Incident Command System, Demonstration Management Team, Personal Assistance Team, Active Shooter and Patrol Training).
 - c. Equipment capabilities (i.e., Vehicles marked and unmarked, Rifles, Tasers).
2. All supervisors shall update their mobilization rosters as needed and submit the current rosters to their Division Commanders and the Commander of the Communication Center.
3. All supervisors shall retain a copy of their portion of their Division roster at their home, office, and assigned vehicle.
4. All supervisors shall designate an alternate to act in their place to mobilize personnel, if they are unavailable or on approved furlough.

NIMS Tier I Typed Resources

1. Special Operations Section shall prepare and maintain a current inventory of Incident Command Support Resources (Command Vehicles and Supplies) to include the National Incident Management System (NIMS) Typing Resource Inventory for the following resources:
 - a. Mobile Command Vehicle (Type II).
 - b. Bomb Squad/Explosives Team (Type II).
 - c. Law Enforcement Aviation-Helicopters-Patrol & Surveillance (Type II).
 - d. Mobile Field Force – Law Enforcement (Demonstration Management Team) (Type I).
 - e. Dive Team (Type II).
 - f. SWAT/Tactical Teams (Type II).
 - g. Law Enforcement Patrol Strike Team (Type II).
 - h. Search and Rescue.
 - Canine Search and Rescue Team – Avalanche Snow Air Scent (Type I).
 - Canine Search and Rescue Team – Land Cadaver Air Scent (Type I).
 - Canine Search and Rescue Team – Water Air Scent (Type I).
 - Canine Search and Rescue Team – Wilderness Air Scent (Type I).
 - Canine Search and Rescue Team – Wilderness Tracking/Trailing (Type I).
 - Mountain Search and Rescue Team (Type II).
 - Radio Direction Finding Team (Type I).
 - Swiftwater/Flood Search and Rescue Team (Type II).
 - Wilderness Search and Rescue Team (Type I).

11.02.025

RESOURCE MANAGEMENT SYSTEM GUIDELINES: 09/10

The incident resource management guidelines consist of the following steps:

1. Assess Resource Needs (kind/type/quantity).
2. Order Resources (actually getting what you need).
3. Check-in process and track (knowing what resources you have and where they are).
4. Resource utilization and evaluation (using the resources effectively)
5. Resource demobilization (releasing resources that are no longer needed).

11.02.030

ASSESS RESOURCE NEEDS: 06/09

The Incident Commander or designated personnel will:

1. Conduct the initial incident assessment and identify incident objectives.
2. Determine the operational period(s) needed to accomplish incident objectives.
3. Identify the strategies and determine necessary tasks needed to accomplish incident objectives.
4. Determine the amount of resources needed to carry out necessary tasks.
5. Evaluate on-scene resources and determine need for additional resources.
6. Determine the kind, type and quantity of resources for ordering.
 - a. Kinds of Resources: Describe what the resource is (for example: law enforcement strike team, medic, firefighter, Planning Section Commander, helicopters, ambulances, combustible gas indicators, bulldozers).
 - b. Types of Resources: A classification of resources in the ICS that refers to capability.
 - A Type I resource is generally considered to be more capable of completing the assignment than Types II, III, or IV, respectively, because of size, capability, capacity, or, in the case of Incident Management Teams, experience and qualifications.
7. An Incident Action Plan Safety & Risk Analysis Form, ICS 215A should be completed in order to identify any present or potential hazards associated with the assignment and the methods to mitigate those hazards (e.g., PPE, escape routes, buddy system, robots)

11.02.035

ORDERING RESOURCES AND METHODS: 06/09

The Incident Commander and designated personnel will:

1. Approve resource orders and demobilize resources when necessary.
2. May delegate approval of certain orders while reviewing and approving any non-routine requests, especially:
 - a. If the resource will be costly and there may be other alternatives.
 - b. Require outside agency participation; or
 - c. Have potential political implication.
3. The IC will choose to use single-point or multiple-point order methods. Single-point ordering is the preferred method. See Resource Ordering Methods below for procedures.
4. Additional resources beyond regional capabilities and mutual aid agreements will be requested and coordinated by the Command Duty Officer or if activated the SOCC via the ECC Representative.

5. Operations Section will identify, assign, and supervise the resources needed to accomplish the incident objectives.
6. If Planning Section is established, personnel will track the status of resources and identify resource shortages.
7. If the Logistics Section is established, then the Logistics Commander has the delegated authority to place the resource order after the order has been approved by the Incident Commander or designee.
8. On larger incidents, where the Logistics Section contains a Supply Unit, the Supply Unit has the authority to place the approved resource order.
9. Finance and Administration will procure and pay for the resources and report costs incurred.

Resource Ordering Methods

1. Single-Point Ordering
 - a. Single-point ordering is the process of ordering all resources through one dispatch center
 - b. The resource order will be prepared at the incident command post, approved by the Incident Commander, and the request sent to the Communications Center via radio, telephone, fax, or CAD.
 - c. Single-point resource ordering may not be feasible when:
 - The dispatch/ordering center becomes overloaded with other activity and is unable to handle new requests in a timely manner.
 - Assisting agencies at the incident have policies that require all resource orders be made through their respective dispatch/ordering centers.
 - Special situations relating to the order may necessitate that personnel at the incident discuss the details of the request directly with an off-site agency or private-sector provider.
2. Multi-Point Ordering
 - a. Multipoint ordering is the process of ordering resources from several different ordering points and/or the private sector (i.e., KC Comm. Center, SOCC, and ECC).
 - b. Multipoint off-incident resource ordering should be done only when necessary.
 - c. Multipoint ordering places a heavier load on incident personnel by requiring them to place orders through two or more ordering points.
 - d. This method of ordering also requires tremendous coordination between and among ordering points, and increases the chances of lost or duplicated orders.
3. Methods for placing orders may include:
 - a. Voice (by telephone or radio).
 - b. Internet (MyStateUSA.net).
 - c. FAX.
 - d. Pager.
 - e. King County Resource Management Network.
4. Resource Ordering Information should include:
 - a. Incident name.
 - b. Order and/or request number (if known or assigned).
 - c. Date and time of order.
 - d. Quantity, kind, and type (Resources should be ordered by Task Forces or Strike Teams when appropriate. Include special support needs as appropriate).
 - e. Reporting location (specific).
 - f. Requested time of delivery (specific, immediate vs. planned, not ASAP).

- g. Radio frequency to be used.
 - h. Person/title placing request.
 - i. Callback phone number or radio designation for clarifications or additional information.
5. The Communications Center will:
- a. Direct all personnel coming in service and arriving at check-in locations to use a common frequency established in coordination with the Incident Commander(s) that is not used as a tactical channel for operations.
 - b. Direct the radio dispatchers to dispatch normal radio traffic or information on other designated radio channels.

11.02.040

CHECK-IN PROCESS AND TRACKING: 06/09

CHECK-IN PROCESS

1. Initial deputies will establish an outer perimeter around the incident to isolate and deny entry to the public. This perimeter allows the department to:
 - a. Establish resource accountability.
 - b. Control access of personnel to incident scene.
 - c. Establish a working environment that is as safe and secure as possible.
2. The Incident Commander will establish force protection at the incident site and facilities to limit access by unauthorized persons and to decrease the possibility of secondary attacks and:
 - a. Distinguishing personnel who have been dispatched from those who self dispatched.
 - b. Providing personnel to screen for incident identification that allows access to the Incident.
 - c. Establishing controlled points at incident sites and facilities.
3. The Incident Commander or Planning Commander if activated, will ensure all requested resources check-in at the appropriate incident location.
4. If the Resources Unit is activated it will establish and conduct the check-in function at designated incident locations.
5. Regardless of the locations the available locations shall be specified during call-out to personnel responding.
6. There are five incident locations where check-in can be done:
 - a. Incident Base.
 - b. Camp.
 - c. Staging Area.
 - d. Resources Unit at the Incident Command Post.
 - e. Helibase.
7. The Incident Commander may limit the number of check-in locations to ensure the accuracy of the resources arriving.
8. If a Staging Area is activated, The Incident Commander will appoint an Operations Section Commander to coordinate the activities of the Staging Area.
9. A Check-In Recorder will be assigned to each location where resources will check in.
10. Check-in recorders must have an adequate supply of check-in forms and be briefed on the frequency for reporting check-in information to the Resources Unit or Incident Command, if the Resource Unit is not activated. For larger incidents, ICS 211 Form, Incident Check-In List, is used for resource check-in.

11. Check-in information is used for tracking, resource assignment, and financial purposes:
 - a. Date and time of check-in.
 - b. Name of the resource.
 - c. Agency.
 - d. Departure point.
 - e. Order number and position filled (personnel only).
 - f. Unit Leader name and personnel manifest (for crews).
 - g. Other qualifications or special equipment.
 - h. Travel method.
 - i. Mobilization authorization (if appropriate).
12. Personnel shall immediately report to the designated location, properly equipped and prepared to perform the assignment.
13. Non-uniformed deputies and detectives shall report in civilian attire with their uniform, unless otherwise directed by supervision.
14. Personnel unable to reach the specified location or staging area shall respond to the precinct nearest their location, report to a supervisor, and perform duties as assigned.

TRACKING

1. Resource tracking responsibilities on the incident are shared between:
 - a. Operations Section, which is responsible for tracking the movement of resources within the Operations Section.
 - b. Planning Section, which is responsible for tracking all resources assigned to the incident and their status (assigned, available, out of service)
2. Tactical Resources are classified into one of three categories based on their status. These categories include:
 - a. Assigned - Currently working on an assignment under the direction of a supervisor.
 - b. Available - Ready for immediate assignment and has been issued all required equipment.
 - c. Out-of-Service - Not available or ready to be assigned (e.g., maintenance issues, rest periods).
3. Individual Resource status on an incident will be maintained and changed by the supervisor who has the resources under assignment.
4. During larger incidents a Resources Unit, if established, will also maintain status on all resources assigned to the incident. The Resources Unit will not on its own authority change the status of resources.
5. All changes in status that last for more than a few minutes must be communicated to the appropriate organizational element.
 - The individual who makes the status change is responsible for making sure the change is communicated to the person or unit responsible for maintaining overall resource status at the incident.
6. Depending on the levels of activation within the incident organization, changes in resource status may be made by the Incident Commander, the Operations Section Commander and the Division or Group Supervisor.
7. Information about the status change will be passed to the Resources Unit of the Planning Section.
8. Typically, the persons who can change status of resources on an incident could include:
 - a. Single resource boss.
 - b. A Task Force or Strike Team Leader.
 - c. A Division or Group Supervisor.
 - d. The Operations Section Commander or Incident Commander.

TRACKING METHODS

1. Various units in the Sheriff's Office are using several status-keeping methods or systems that can be used to keep track of resources at incidents. Any one of the following methods can be used to track an incident. At a minimum, supervisors assigned or designated at the incident scene shall maintain a roster of all personnel mobilized for the incident assignment.
 - a. Manual Record Keeping on Forms. KCSO I-200 (Initial Incident Action Plan) or the following ICS forms can be used for resource tracking: the resources summary of the Incident Briefing (ICS Form 201), Check-In List (ICS Form 211), and Assignment List (ICS Form 204).
 - b. Passport Card Systems. Several versions are available that allow for maintaining status of resources on cards. Search and Rescue currently utilizes this system. The cards are formatted to record various kinds of information about the resource. The cards are filed in racks by current location.
 - c. Magnetic Symbols on Maps or Status Boards. Symbols can be prepared in different shapes, sizes, and colors with space to add a resource designator.
 - The symbols are placed on maps or on boards indicating locations designated to match the incident.
 - d. Computer Systems. A laptop computer can be used with a simple file management or spreadsheet program to maintain information on resources.
 - These systems can be used to compile check-in information and then maintained to reflect current resource status.

11.02.045

RESOURCE UTILIZATION AND EVALUATION: 06/09

1. Deployed on Assignment:
 - a. Each resource will have a chain of command within the incident organizational structure and unity of command in which each person reports to only one supervisor.
 - b. Supervisory personnel will direct, guide, monitor, and evaluate the efforts of personnel in their chain of command toward attaining specific objectives.
 - c. A designated supervisor or leader, whether they are tactical resources assigned to the Operations Section, or personnel assigned to support the overall operation, always directs resources. All positions have the delegated authority of the position.
 - d. Incoming primary and tactical resources will initially be assigned to the following locations at the incident:
 - Direct Assignment to Supervisor in the field.
 - Assignment to Staging Area.
 - Assignment to Incident Base or Camp.
 - e. Dynamic or rapidly expanding incidents, tactical resources are often assigned to report immediately to Divisions or Groups to support the current Incident Action Plan. In these situations, the tactical resources must always report in with a designated Division or Group Supervisor (if assigned to a Single Resource, the tactical resource is reporting to his or her supervisor).
 - f. Formal check-in will take place later after resources are placed in Staging Areas or are out-of-service.
 - g. While a direct assignment to supervisors is often necessary to meet the demands of the incident, it is not the preferred way of handling incoming additional resources, especially if they have traveled long distances.

2. Staging Area Assignments:
 - a. All tactical resources within the designated Staging Areas should be prepared to deploy for an assignment in three-minutes.
 - b. Resources are sent in the Staging Area when they:
 - Resourced will be assigned during the current operational period.
 - Are needed to provide a reserve force for contingencies.
 - Are single resources that need to be formed into Task Forces and/or Strike Teams prior to assignment.
 - c. As part of the planning process, the Operations Section Commander will decide quantity, kind, and type of resources to be kept in Staging Areas. This decision is based on creating adequate reserves to meet expected contingencies.
 - d. The number of resources in a Staging Area can change dramatically during an operational period. It can be, and often is, a dynamic and fluid situation, with resources leaving the Staging Area for active assignments and new resources arriving.
 - e. The Staging Area Manager must maintain the status of resources in the Staging Area and inform the Operations Section Commander when minimum levels of resources are about to be reached.
 - f. At times the Operations Section Commander will delegate the authority to place additional resource orders to maintain minimum levels to the Staging Area Manager.
 - The Operations Section Commander will then determine if additional resources are to be ordered.
 - g. The Operations Section Commander must brief the Staging Area Manager(s) on how the Staging Area should be managed. This briefing should include:
 - Expected number, kind, and type of resources.
 - Communications Frequencies to be used.
 - Minimum resource levels that should be maintained.
 - Procedures for obtaining additional resources.
 - Expected duration for use of the Staging Area.
 - Procedures for obtaining logistical support
3. Base or Camp Assignments:
 - a. Assignment to the incident Base or Camp location is often done when the tactical resources are not scheduled for use during the current operational period.
 - b. For resources that have traveled some distance, the assignment to the Base or Camps in an out-of-service status allows briefings and a rest period prior to taking on an active assignment in the next operational period.
 - c. Personnel resources ordered to fill specific organizational assignments will report to their designated check-in location, which will usually be the Resources Unit at the Incident Command Post, the incident Base, or another designated facility.

11.03.000 CONTINUITY OF OPERATIONS PLAN (COOP)

11.03.005

PURPOSE, SCOPE AND APPLICABILITY: 01/17

This purpose of this section is to provide personnel with direction for the Continuity of Operations System which is used to determine field operations staffing, security measures, and response postures in the event a critical incident occurs or threat that impacts the normal operating structure of the Sheriff's Office. Continuity of Operations System levels are changed based on the type of incident or whether a threat is specific, credible and/or corroborated.

This section shall not be used to mobilize resources for a deployment to a specific incident controlled by the Incident Command System. The ordering and mobilization of resources for specific incident operations is covered in GOM 11.02.000 Resource Management System.

This plan applies to King County Sheriff's Office personnel in locations where essential functions are conducted. It also applies to the array of events and hazards that could threaten the Sheriff's Office and its ability to perform essential functions.

The COOP does not apply to temporary disruptions of service, including minor IT system or power outages, or any other scenarios where essential functions can be readily restored at the primary facility.

The COOP covers all facilities, systems and buildings operated by the Sheriff's Office. The plan supports the performance of essential functions from alternate locations. It also provides for continuity of command and decision making in the event that senior leadership personnel are missing or incapacitated.

11.03.010

SITUATION: 01/17

King County is at risk from a number of hazards. This may include natural, human and technological hazards, which threaten lives, property and the environment. A detailed discussion of these hazards as they relate to the county and its community can be found in the King County Hazard Identification and Risk Assessment (HIRA) The following situations are incidents that may result in the utilization of the Continuity of Operations System:

1. Line of Duty Death.
2. Large Civil Disturbance.
3. Floods/Dam Failure or a threat of one.
4. Natural Disasters (e.g., Earthquakes, Volcanic Eruptions, Tsunamis) or a threat of one.
5. Large Accidental Hazardous Materials Release.
6. Pandemic Influenza.
7. Terrorism involving Chemical, Biological, Radiological, Nuclear, or Explosives or a threat of one.
8. Hostage/Barricade involving schools or government buildings or a threat of one.
9. Utility Outages that is significant.
10. Planned Events (e.g., Political Conventions, Sporting Events).

11.03.015

POLICIES: 09/10

1. The Sheriff's Office will operate day-to-day operations at Normal Operations Status.
2. The Sheriff's Office may operate at escalated levels during actual or anticipated incident or threats.
3. The Sheriff has the authority to raise or lower the Continuity of Operations Level.
4. The Sheriff has sole authority and may order department personnel to work mandatory overtime when circumstances over which the Department cannot exercise control.

5. The Sheriff may order the activation of the Sheriff's Office Coordination Center (SOCC) to monitor the incident and/or threat and coordinate resources above Normal Operational Status. The activation of the SOCC will provide commanders with an effective method to conduct an initial assessment, identify operational objectives, develop strategies and assign tasks affecting the organization prior to notifying personnel of the mobilization. At a minimum a representative from each precinct and at least one representative from each division may be required to report to the SOCC to assist with coordinating resources within their area of responsibility.
6. The Sheriff has sole authority allowing the use radio and television news media to provide personnel with instructions for the mobilization, if normal routes of communications are unavailable.
7. Personnel shall report to their duty station when the need for extensive law enforcement response is obvious and telephone or radio contact is not possible to receive their assignment. Personnel shall use every viable option and contact their supervisor prior to reporting.
8. Personnel who are not called to immediate duty should take this time to protect their home and families and prepare them for an extended absence. Then, report to their duty station at their scheduled shift to receive their assignment.
9. Personnel unable to reach their assignment should report either to a staging area if one is designated to receive their assignment or to the nearest precinct or contract city police department to try and make contact with their supervisor.
10. Personnel shall use their serial number or appropriate call signs until designated to use an alternative call sign by the appropriate authority.

11.03.020

CONTINUITY OF OPERATIONS LEVELS: 09/10

The following are the four levels for the Continuity of Operations System.

1. Normal Operational Status.
2. Alert Operational Status.
3. Elevated Alert Operational Status.
4. High Alert Operational Status.

11.03.025

THREAT INDICATORS: 09/10

The Continuity of Operations System may be used for threats of terrorism, natural disasters or floods/dam failures and will utilize of the following threat indicators:

1. The source of the threat information is specific.
2. The threat information is credible.
3. The threat information has been corroborated.
4. The gravity of the threat warrants implementation.

11.03.030

ALTERNATE WORK SCHEDULES (GREEN AND GOLD): 09/10

The Sheriff has sole authority and may suspend the provisions of labor contracts in times of emergency when circumstances over which the Department cannot exercise control. Those instances are limited and when there is a declaration of emergency from the County Executive, the Governor, or other Chief Executive, for example, an emergency declaration following "9/11", the Nisqually Earthquake, and the World Trade Organization Riots in 1999. The suspension of the contract only lasts as long as the emergency. Absent of an emergency declaration, the Sheriff or Undersheriff may order department personnel to work mandatory overtime, for a limited time until the critical incident is resolved.

The purpose of an alternate work schedule is to meet the demands that impact the normal operating structure of the Sheriff's Office during critical incidents. Alternate work schedules **shall not be used to mobilize resources for incident specific operations controlled by the Incident Command System.** The ordering and mobilization of resources for specific incident operations is covered in GOM 11.02.000 Resource Management System.

Alternate work schedules may be developed and modified as need when a critical incident occurs. Alternate work schedules should be developed based on the situation, need, and the availability of department personnel. A complete situational assessment of operations should be developed prior to a call-out. However, if there are critical time constraints and the emergent need for resources exists, the Sheriff's Office will use the "Green and Gold" alternative work schedule. The concept of operation for the "Green and Gold" alternate work schedule consists of two shifts and use alternating twelve-hour shifts.

Green Shift	0600-1800 hours
Gold Shift	1800-0600 hours

During the preparedness phase, as outlined 11.01.000, Precinct Commanders and Section Commanders will divide their personnel and assign them to either a "Green or Gold" shift.

Assignments shall be documented on rosters and updated quarterly prior to an incident. Supervisors will notify personnel of their assignments in writing prior to an incident. Phase II recruits assigned to individual precincts are included and shall be assigned to the same shift as their training officer.

In the event "Green and Gold" is activated, not all personnel may be redeployed to patrol to maintain essential services and placed on the "Green and Gold" schedule.

11.03.035

PROCEDURES: 02/21

The following guidelines will provide commanders with guidance for patrol staffing, response to calls for service, and security measures during specific incidents.

Normal Operational Status

There are no critical incidents and/or there are no threat indicators. The Sheriff's Office will operate day-to-day normal.

Staffing Levels

1. Maintain minimum staffing levels.
2. No redeployment or temporary reassignment of personnel.

Response to Calls for Service

1. Respond to all calls for services per standard operating procedures.
2. All personnel will use standard procedures for handling calls for service.

Normal Operational Status Protocols

The Sheriff's Office will use standard operations, to include basic protective measures against acts of terrorism and/or civil disturbances.

Alert Operational Status

A critical incident has occurred (e.g., line of duty death, planned events to include regional sporting events, holiday celebrations, local civil disturbance, hazardous materials release, localized flooding, etc.) and/or at least one threat indicator is present.

Staffing Levels

1. Ensure full staffing is available.
2. Staffing levels may be enhanced by redeployment or temporary reassignment of some personnel and/or by overtime.

Response to Calls for Service

1. Response to call for service may be limited in areas in close proximity of the incident.
2. All personnel will use standard procedures for handling calls for service.
3. Incidents related or potentially related to the situation may be re-prioritized and/or may receive an enhanced response.
4. Personnel will exercise heightened awareness and caution when responding to all calls for service.

Alert Status Protocols Activated

1. On-duty personnel will receive alert notifications and orders via their chain of command.
2. Off-duty personnel may receive alert notifications via telephone, pager, email or alternate means to include radio, television, and internet.
3. If necessary, establish appropriate liaison with other local, state and federal intelligence agencies.
4. Use standard procedures for reporting and sharing of intelligence.
5. As necessary, personnel will be notified of the intelligence specific to the incident or potential threat.
6. As necessary, ensure standard building security procedures are used at all department facilities.
7. Identify any suspicious persons or vehicles at all department facilities.
8. Note and report all suspicious circumstances and activity in Mark43.
9. Conduct increased patrol checks of potential target locations.

Elevated Alert Operational Status

A critical incident has occurred (e.g., large demonstration or civil disturbance, acts of terrorism, hostage situations involving schools or government buildings, significant utility outage, widespread flooding, etc.) and/or a threat or an imminent likelihood of terrorism. At least two threat indicators are present.

Staffing Levels

1. Full staffing.
2. Personnel from other divisions and units may be redeployed or temporarily reassigned.
3. All on-duty personnel will remain on duty until released by a supervisor.
4. Non-critical absences may be restricted.

Response to Calls for Service

1. Enhanced responses to high risk and alert-related calls for service.
2. Low priority and non-emergency calls for service may be declined, postponed, diverted for a telephone report, or handled without a written report.
3. Personnel will maintain situational awareness and caution when responding to potential target location.
4. Personnel will exercise heightened awareness and caution when responding to all other calls for service.

Elevated Alert Protocols Activated (In addition to Alert Status Protocols)

1. Immediately establish appropriate a liaison with other local, state and federal law enforcement and intelligence agencies.
2. Ensure a centralized intelligence system is established, to include proactive gathering of information and regular briefings of appropriate personnel.
3. Some department facilities may implement full security measures to include limiting public access to public and restricting parking around department facilities.
4. Where appropriate, consider the search at all department facilities for suspicious items, people, and/or vehicles consider the use of explosive detection canines.
5. Consider the intermittent use of counter-surveillance techniques to determine whether your facility is being observed as a potential target.
6. Whenever possible, inject a rhythm of randomness in your facility's activity so as to avoid a static, predictable picture of your activity and security measures.
7. Where appropriate, verify and inspect all incoming deliveries and services to department facilities.
8. Some department facilities may terminate or reroute some non-essential deliveries and services.
9. Increase security at other satellite facilities as appropriate.
10. If resources are available, conduct patrols or post security personnel on potential targets to include critical infrastructure.
11. Notify other governmental and non-governmental partners of Elevated Alert Operational Status.
12. All personnel not in uniform will wear visible ID cards while in any department facilities.
13. The Sheriff or CDO should evaluate the need to activate the SOCC to manage the situation at the department level and coordinate resources. See SOCC GOM 11.05.000 for additional procedures regarding activation.
14. If activated, advise the King County Office of Emergency Management (OEM) Duty Officer of the Elevated Alert Operational Status.
15. If appropriate, request activation of the Emergency Coordination Center (ECC).
 - OEM will determine the level of activation.
16. A Sheriff's Office representative will need to respond to the ECC, if they are at a Level 2 or 3 activation, or if otherwise requested by OEM. The representative should be a trained ECC Representative.

High Alert Operational Status

A critical incident has occurred (e.g., natural disasters to include earthquakes, volcanic eruptions, tsunamis, wide spread pandemic influenza, terrorism involving chemical, biological, radiological, nuclear, or explosives, etc.) and/or a threat of terrorism. Three or more threat indicators are present.

Staffing Levels

1. Full staffing.
2. Personnel from other divisions and units may be redeployed or temporarily reassigned.
3. All on-duty personnel will remain on duty until released by a supervisor.
5. Non-critical absences may be restricted.

Response to Calls for Service

1. Non-emergency calls for service may be declined, postponed, diverted for a telephone report, or handled without a written report.
2. Enhanced response to all high-priority and incident related calls for service.
3. Personnel will maintain situational awareness and caution when responding to potential target location.
4. Personnel will exercise heightened awareness and caution when responding to all other calls for service.

High Alert Protocols Activated (in addition to Alert Status and Elevated Alert Protocols)

1. Request Mutual Aid as necessary.
2. Notify other governmental and non-governmental partners of High Alert Operational Status.
3. Commanders may deny access to facilities to all non-law enforcement personnel and acquire appropriate defensive security devices for facility protection (i.e., jersey barriers for vehicle borne improved explosive devices, metal detectors, x-ray screening equipment, explosive and environmental monitoring), exceptions may be made for first responders and emergency management personnel after verifying their identity and their need for access.
4. Where appropriate, deny parking of non-law enforcement vehicles around department facilities, exceptions may be made for first responders and emergency management personnel after verifying their identity and their need for access to the facility.
5. If activated, advise the King County Office of Emergency Management (OEM) Duty Officer of the High Alert Operational Status.

11.03.040

SUCCESSION OF COMMAND: 02/18

The purpose of this section is to define succession of command during a critical incident, or when the COOP has been implemented. During a critical incident, members of the command staff may become casualties themselves, or due to breakdown in infrastructure/communications, they may not be able to report to or contact their worksite. In that case, the next member in the order of succession shall take charge of operations and other decision making. This member shall remain in command until the status of their predecessor is determined.

1. Sheriff's Office:
 - a. Sheriff.
 - b. Undersheriff.
 - c. Chief of the Criminal Investigations Division.
 - d. Chief of the Patrol Operations Division.
 - e. Chief of the Technical Services Division.
2. Precincts:
 - a. Precinct Commander.
 - b. Operations Captain.
 - c. Administrative Captain.
 - e. Sergeants by date of rank.

11.03.045

ALTERNATE OPERATING FACILITIES: 12/16

In the event that primary worksites are not inhabitable or destroyed during a critical emergency, the following alternate facilities have been identified. These locations have been chosen in order to facilitate continued operations during critical incidents with minimal disruption to deputies and the citizens of King County.

1. KCSO Headquarters (Sheriff and staff, Undersheriff and staff, MRO, IIU, Legal Advisor, Budget and Accounting, Human Resources, Records, CID and Civil units).

Sunnydale Elementary
15631 Des Moines Memorial Drive S., Burien, WA
POC: Advanced Training Section, 206-835-7371

2. Property Management Unit.

Sunnydale Elementary
15631 Des Moines Memorial Drive S., Burien, WA
POC: Advanced Training Section, (206) 835-7371

** NOTE: In the event of evacuation of PMU, Civil Unit Personnel and commissioned PMU deputies will have the initial responsibility of guarding (if appropriate) the PMU warehouse due to the sensitivity of material stored there. If continuity operations continue, the Technical Services Division will coordinate with POD/CID for relief.

3. Precinct 2.

Woodinville City Hall/PD,
17301 133rd Ave NE Woodinville, WA
POC: Woodinville Chief of Police, (425) 877-2277

4. Precinct 3.

RCEEC
3511 NE 2nd ST, Renton, WA
Contact Phone: 206-205-7630
POC: Communications Center Captain, (206) 296-3311

5. Precinct 4.

SeaTac City Hall
4800 S. 188th St, SeaTac, WA
POC: SeaTac Chief of Police (206) 973-4900

6. Communications Center.

Valley Communications
27519 108th AVE SE
Contact Phone: (253) 852-2121 / (253) 372-1300
POC: Valley Communications Director

11.03.050

VITAL RECORDS: 12/16

1. The King County Sheriff's Office considers vital records to be information systems, applications, documents (both electronic and paper) references and records needed to support essential functions during emergency or continuity operations.
2. Retention of records during an emergency shall be the responsibility of the precinct or section generating the records for the duration of emergency operations. During reconstitution, the records unit will determine the process for collecting and storing records generated during the emergency.
3. There are three categories of records to be reviewed and prioritized, then transferred (via paper or electronic means) to an alternate location. This shall be the responsibility of the records and data unit(s) for records already in their possession, and to precincts and sections for records generated during emergency operation.
 - a. Emergency Operations Records: These records include records and databases essential to the continued functioning or the reconstitution of the organization during and after a continuity event. Examples include: emergency plans and directives, orders of succession, delegations of authority, staffing assignments and related policy or procedural records.

- b. Legal and Financial Records: These include records critical to carrying out KCSO essential legal and financial functions. These include: accounting and contracting files, personnel records, payroll, retirement and insurance records as well as property management and inventory records.
- c. Criminal Records: These include records and databases that contain historical data, as well as data pertaining to in-progress investigations. These records should be prioritized by severity of the crime in question, as well as the statute of limitations.

11.03.055

RECORDS UNIT: 02/21

The KCSO Records Unit manages case files for the department. Case files, including scanned case attachments, are stored in the Records Management System (RMS) Mark43. Scanned case file attachments from previous record management systems that have not been uploaded to Mark43 are located in a secure shared folder which is available to Records and Public Disclosure Unit staff.

Original paper documents are retained in a rolling file cabinet (lektriever), if they meet the criteria of the Washington State Archives Law Enforcement Records Retention Schedule as an archival, permanent or long term retention case until they are transferred to the King County Records Center or Washington State Archives for storage in accordance with current retention laws. Paper files requiring further security are either locked in cabinets within the lektriever or in the supervisor's office.

1. In the case of an emergency, the following steps shall be taken prior to evacuation in order to secure the physical records held by the Records Unit:
 - a. All lektrievers shall be closed and locked by the supervisor or lead.
 - b. All file cabinets shall be closed.
 - c. The front counter window shall be closed and locked.
 - d. Files on desks shall be put into drawers.
 - e. The door shall be locked upon departure.
2. In the case of flooding, fire or another event requiring movement of files for security, the following file types shall be moved to an alternate location as per the Washington State Archives Law Enforcement Records Retention Schedule:
 - a. Notorious/Historically significant case files.
 - b. Homicides (unsolved), missing persons (Not Found) and Unidentified Bodies.
 - c. Homicides (solved).
 - d. Major Accident Response and Reconstruction (MARR) investigations.
3. These cases are all considered to be archival per WA State Archives: *Public records designated as Archival (Permanent Retention), Permanent, or Non-Archival with a retention period of "Life of the Agency" must not be destroyed.*
4. The primary alternate location for the archival files would be the Communications Center. The secondary location would be any of the precincts that are operating. All other case files should be moved to the alternate location when possible.
5. During the emergency event, deputies will write their incident reports in the RMS (if available), on Microsoft Word (if available) or they will handwrite the reports. Report routing shall follow standard approval procedures and then be kept in a physical location at the applicable precinct by case number order. All case files shall be stapled together along with any attachments. The following case file types should be handled with care:
 - a. Notorious/Historically significant case files
 - b. Homicides (unsolved), missing persons (Not Found) and Unidentified Bodies
 - c. Homicides (solved)
 - d. Major Accident Response and Reconstruction (MARR) investigations.

6. In the event of an emergency, to the extent that it is possible, Records employees will be dispatched to each alternate workplace to help facilitate storage and management of the case files.

11.03.060

DATA CONTROL UNIT: 12/16

The Data Control Unit employs a variety of systems, equipment and technologies to conduct and provide services to law enforcement agencies throughout King County, Washington State, and the nation. Data Control is a 24/7 Unit. Under emergency circumstances, Data Control has been identified as essential. The King County Sheriff's Office Data Control Unit enters, maintains, and verifies all records pertaining to wanted or missing persons and/or vehicles, protection orders, and officer safety files. Without a functioning Data Control Unit, King County would not have the ability to:

1. Receive requests for service, convey verification and confirmation of King County warrants, court orders, missing persons, missing or stolen vehicles, and officer safety file information.
2. Enter and clear warrants, court orders, missing persons, missing or stolen vehicles, and officer safety file information initiated by King County.
3. Confirm, verify and locate warrants, court orders, missing persons, missing or stolen vehicles, and officer safety file information from other jurisdictions.
4. Send and receive teletypes.

Depending on the type of case, either an entire hardcopy case file or only handwritten attachments are kept, with the RMS acting as the first line of storage for the "originals" that a deputy produces electronically. Once paper copies are sorted by last name or case number, all files are held for at least the minimum retention period set forth by the Washington State Archives Law Enforcement Record Retention Schedule. Digital case files/attachments are held on a secure shared folder, available to Data Control staff only. Physical case files/attachments are stored in a file cabinet in order to maintain security depending on archival value of the file, which are also in a secure room that requires a coded card to enter. Dissemination of case files on a daily basis is facilitated by Data Control staff.

1. In the case of an emergency, the following steps shall be taken prior to evacuation in order to secure the physical records held by the Data Control:
 - a. Files on desks shall be put into drawers.
 - b. All file cabinets shall be closed and locked by the supervisor or lead.
 - c. The door shall be locked upon departure.
2. In the case of flooding, fire or another event requiring movement of files for security, the following file types shall be moved to an alternate location as per the Washington State Archives Law Enforcement Records Retention Schedule:
 - a. Notorious/Historically significant case files.
 - b. Homicides (unsolved), missing persons (Not Found) and Unidentified Bodies.
 - c. Homicides (solved).
3. These cases are all considered to be archival per WA State Archives: *Public records designated as Archival (Permanent Retention), Permanent, or Non-Archival with a retention period of "Life of the Agency" must not be destroyed.*
4. The primary alternate location for the archival files would be the Sunny Dale Elementary (15800 Des Moines Dr).
 - a. The secondary location would be any of the precincts that are operating.
 - b. All other case files should be moved to the alternate location when possible.

5. Should P/C, network, printer, fax, copier, uninterrupted power supply and other business equipment fail, off line work will be conducted manually.
 - a. Verification, confirmation of Data Control Unit information would be conducted by hand checks of hard copy files located within the Unit or alternative duty location.
 - b. Copies of missing persons, missing or stolen vehicle reports and outgoing teletypes will be held in files until an entry and/or teletype system becomes operational.
6. Should the phone systems fail, verification, confirmation of Data Control Unit information would be conveyed by Data radio to King County deputies only, confirmation and verification with and for outside agencies would not be possible.
7. Should the ACCESS system failure, verification, confirmation of Data Control Unit information would be conducted manually by hand checks of hard copy files located within the Unit or alternative duty location.
 - a. Records to be entered, located and cleared would be held in manual files until the system became operational.
 - b. Telephone contact with outside agencies would be required to verify outside agency information or provide these agencies with verification of King County Information.
 - c. Responsibility for this system rests with the State of Washington.
8. As access to WACIC/NCIC, DOL become available, Data employees will maintain print-outs of all computer generated inquiries that will require clearing or other follow-up action when full systems become available. Data will set-up manual files to maintain missing persons and missing or stolen vehicle reports received at the precinct based emergency Communications Centers.
9. In the event of an emergency, to the extent that it is possible, one-two Data Control employees will be dispatched to each alternate workplace to help facilitate storage and management of all documents.

11.03.065

VITAL COMMUNICATIONS: 12/16

1. During an emergency, the primary method of communications will be radio – both through repeated communications (standard radio network) and line of sight, non-repeated channels if necessary (such as TAC-9).
 - Deputies should be aware that non-repeated channels have a greatly reduced range, and may require deputy to deputy retransmission to cover great distances, or if terrain is interfering with line of sight.
2. Secondary methods include landline, satellite phone and cellular service. Because cellular service will likely be overloaded and unreliable, there may be periods of time where all KCSO communications are routed through radio channels without the use of mobile CAD (which depends on a cellular network).
3. It will be the responsibility of the KCSO communications center to establish channels for dispatching calls for service, logistics, and administration of the sheriff's office during an emergency.
4. Maintenance of the system is the responsibility of King County Radio Communications Services, who also has established a plan for physical security of radio infrastructure.
 - Because this is a critical resource for ongoing emergency operations, commanders should be prepared to secure infrastructure if requested by Radio Communications Services supervisor.

5. The communications center specific COOP/SOP details plans for evacuation of the communications center and re-establishing communications at a remote site. The KCSO communications center SOP details procedures in place for routing 911 calls to Valley Communications, and conducts monthly tests to ensure connectivity.
 - A copy of this plan is available at the communications center for appropriate personnel, and is also provided in the COOP packet at the King County ECC.

11.03.070

CRITICAL APPLICATIONS AND INFORMATION TECHNOLOGY: 02/21

1. The Sheriff's Office considers the following applications to be critical to normal and emergency operations:
 - a. Records Management Systems (Mark43).
 - b. Accounting and Payroll Systems.
 - c. AFIS / Photo Lab.
2. Data for these applications is stored and backed up locally, as well as off-site. AFIS and the Photo Lab have developed their own continuity planning SOPs.
3. As a key part of a COOP event, some Sheriff's Office employees may be directed to work from home or alternate sites, or may request approval to do so.
4. While telecommuting is not appropriate for all employees, and no employee is automatically entitled to or guaranteed the opportunity to telecommute, the Sheriff's Office can expect the number of telecommuters to increase substantially during a COOP event.
5. Most employees who do telecommute will, in order to perform their daily tasks, require access to at least some of Sheriff's Office information technology resources, such as e-mail, electronic files, and selected business applications.
 - The Sheriff's Office must take steps now to ensure that it can meet the communication and access needs of employees working at home during a COOP event.
6. During a COOP event the Sheriff's Office may also face difficulty in supporting its extensive and complex IT infrastructure, including hardware, software, and applications. In order to prepare for this challenge and to ensure that it can sustain those systems that support its essential functions, the Sheriff's Office must prioritize the systems that it will support, and it must document roles, responsibilities, and processes for allocating resources.
7. The Sheriff's Office Information Services Section will maintain a separate SOP for executing the COOP as outlined below. To prepare for a COOP event, the Sheriff's Office Information Services Section must:
 - a. Identify available IT staff, confirm contact information, and implement Green/Gold plan for staffing. If there are gaps in IT staffing capabilities that need to be covered, there may be a need to seek resources from KCIT or outside contractors.
 - b. Determine the type of event, availability of infrastructure and resources and availability of work sites / buildings and supporting infrastructure.
 - c. Identify the extent of damage to equipment, and what can be moved or reallocated to support or enable other locations.
 - d. Ensure that the technology systems required to support the Sheriff's Office's essential functions will operate effectively during a COOP event.
 - e. Ensure that Sheriff's Office employees who are critical to supporting essential functions can work productively at their primary site, a designated secondary site, or at home by providing them with access to the Sheriff's Office IT resources needed to perform their jobs (e.g., telephone conference bridges, files, databases, e-mail and other applications).

8. To ensure that its employees can remotely support its essential functions during a COOP event, the Sheriff's Office Command Staff and Business Units will complete the following tasks:
 - a. Identify and prioritize its **essential functions** (such as: CAD Dispatching services and Payroll processing to support Green/Gold). It is possible RMS incident report writing will be done manually on paper. It is also possible other essential services tied to databases or systems/applications may not be available if there is no power, network, servers or other supporting IT infrastructure (locally or remotely).
 - b. Identify the **computer applications** and systems necessary to support those essential functions (such as CAD Dispatching services and payroll processing).
 - c. Identify **employees** who require access to the applications which support essential functions, and their work shifts and locations.
 - KCSO IT staff will assist with gathering the following requirements if able to do so.
 - d. Determine employee business communication requirements, including selection of those individuals who need remote access and determination of their hardware, application, and voice communication requirements.
 - e. Determine individual employees methods of access to the Sheriff's Office's network: mobile laptops using Netmotion VPN remote access with hotspot capability for deputies and desktops for 911 personnel to connect to KCWAN.
9. Information Services Section will maintain an SOP that will go into effect during a COOP, with the following sections:
 - a. Plan for Primary and Alternate Work Sites
 - Available Infrastructure
 - Power
 - Network / Phones
 - Available Computing Hardware
 - b. Plans for Network Communication Available or Not Available
 - Internet Connectivity
 - Network Security
 - Working Offline
 - c. Remote / Mobile Productivity
 - OWA-Exchange Web Access
 - VPN Access
 - Remote PC Requirements
 - d. Voice Communication
 - Access to Voicemail Systems
 - Ability to Place/Receive Telephone Calls
 - Teleconferencing (multi-party)
 - Chat / messaging
 - e. ISS Technical Support Procedure
 - How to Contact IT
 - Develop Teams to Support These Areas
 - Network
 - System Hardware
 - Telecom Support
 - Remote Access and VPN
 - Application Support

11.03.075

LOGISTICS AND PROPERTY MANAGEMENT: 12/16

In the event of a COOP event the Property Management Unit shall provide the KCSO with logistical and evidentiary support as needed. The following tasks will be provided as directed by KCSO Command. Life safety is the highest priority.

1. PMU personnel will insure that the integrity and security of the Barclay Dean building is maintained.
2. PMU will provide logistical support as ordered for units in the field as ordered by KCSO command. This includes food, water, and other supplies/gear as needed.
 - Local emergency purchase of supplies will be utilized as there are no contingency supplies in storage.
3. PMU will be prepared to provide two mobile evidence collection teams upon request. These teams can also be utilized to provide logistics as well. These teams will respond to secure zones if unescorted.
 - A response to warm zones (non-NBC) can only be accomplished with a commissioned escort.
4. PMU will be prepared to relocate all evidence from the Barclay Dean Building to another location within forty eight (48) hours if required to do so. This will require palletization of all evidence and transport by numerous heavy trucks. Local resources will be acquired for such an effort.
5. PMU shall provide other logistical services as directed by KCSO Command.

11.03.100 TRANSFER OF COMMAND

11.03.105

TRANSFER OF COMMAND: 09/10

A continuous command presence must be maintained on all incidents until all resources are released. The command of incidents, and some or all personnel in the incident management organization, may change one or more times as the incident changes in size or complexity, is of long duration, or changes jurisdiction(s).

Transfer of command moves the responsibility for incident command from one Incident Commander (IC) to another. A briefing that captures all essential information for continuing effective command of the incident and provides for responder and public safety must occur prior to transfer of command. This information should be recorded and displayed for easy retrieval and subsequent briefings.

The actual transfer of command will be regulated by the following tasks:

1. The incoming IC should, if possible, personally perform an assessment of the incident situation with the existing IC.
2. The incoming IC must be adequately briefed. This briefing must be by the current IC, and take place face-to-face if possible. The briefing must cover the following:
 - a. Incident history (Description of events and persons involved).
 - b. Current priorities and objectives.
 - c. Current plan to include the strategies to accomplish the objectives.
 - d. Verify Initial Deputy's responsibilities have been addressed.
 - e. Verify Initial Supervisor's responsibilities have been address, if present.
 - f. Verify Initial Captain's responsibilities have been addressed, if present.
 - g. Resource management system used and current assignments.
 - h. Incident organization.
 - i. Resources ordered and/or needed.
 - j. Facilities established (e.g., ICP, Staging Area, Helispot).
 - k. Communication Plan.
 - l. Any constraints or limitations.
 - m. Incident potential.
3. An IC, when being relieved, shall review the appropriate ICS Field Worksheet or ICS Form 201 with the ranking officer in complex situations; this provides the most effective framework for command transfer. ICS Forms are required for Type 1 and 2 incidents. See G.O. 11.01.220 Incident Types. ICS Forms are not required and are optional for Type 3-5 incidents. An ICS Field Worksheet is highly recommended for Type 3-5 incidents.
4. The arrival of a ranking commander does not mean command has been transferred to that commander. After the incident briefing, the incoming IC should determine an appropriate time for transfer of command. Command is transferred only when the notice of change has been completed. At the appropriate time, notice of change in incident command should be made to:
 - a. Communications Center.
 - b. General Staff members (if designated).
 - c. Command Staff members (if designated).
 - d. All incident personnel.

5. In cases where the current IC is effectively handling an incident, it may be desirable for the current IC to continue in an active command role. In these cases, the ranking supervisor may assume a supportive role in the overall command functions.
6. The incoming IC may also give the previous IC another assignment on the incident. There are several advantages of this:
 - a. The initial IC retains first-hand knowledge at the incident site.
 - b. This strategy allows the initial IC to observe the progress of the incident and to gain experience.

11.04.000 SHERIFF OFFICE COORDINATION CENTER (SOCC)

11.04.005

PURPOSE: 09/10

1. The purpose of this section is to provide guidance for the Sheriff's Office Coordination Center (SOCC).
2. The SOCC is an organization established to oversee the management of complex incidents, multiple incidents that are each being handled by an ICS organization, or a significant incident to which several Incident Management Teams have been assigned.
3. The SOCC is responsible for establishing overall resource strategy, allocating critical resources according to priorities, ensuring that incidents are properly managed, and ensuring that objectives are met and do not conflict with each other or with department policy.
4. The SOCC may be activated to coordinate and support ICS organizations at complex incidents, multiple incidents, planned events, or if extensive mutual aid is requested from outside agencies.
5. When activated, the SOCC will:
 - a. Ensure personnel have a clear understanding of the Sheriff's Office expectations, intentions, and constraints.
 - b. Establish overall Sheriff's Office incident-related priorities as it relates to resource allocation.
 - c. Ensure that incident(s) are properly managed.
 - d. Ensure that incident support personnel assignments are appropriate.
 - e. Ensuring that incident(s) objectives are met and do not conflict with each other or with department policy.
 - f. Allocating vital resources based on incident priorities, to include internal and mutual aid resources.
 - g. Coordinate logistical support for Incident Command Posts (ICPs), to include but limited too personnel, facilities, equipment, supplies, and services.
 - h. Coordinate the demobilization or reassignment of resources between multiple incidents.
 - i. Coordinate and distribute internal joint public information at the department level. This will typically occur when there are multiple incidents or a single incident with multiple locations covering a large geographic area.
 - j. Collect and distribute intelligence/ information at the department level.
 - k. Maintains a chronological report of incidents, situation maps, and situation reports at the department level.
 - l. Providing the Sheriff and other involved agencies with a situation reports.
 - m. Collect and maintain damage assessment information at the department level.
 - n. Develop a SOCC After-Action Report following the incident(s).
6. Field operations activities to include strategies and tactics used to resolve an incident will remain the responsibility of the Incident Commander in the field.
7. The Commander of Special Operations or designee is responsible for SOCC administrative activities during the preparedness phase (includes planning, procedures and training)

11.04.010

SHERIFF'S OFFICE COORDINATION CENTER LOCATION: 07/15

1. The SOCC is a standardized department coordination center designed to provide a consistent organizational structure that reflects the complexity and demands of complex incidents, multiple incidents, planned events, or extensive mutual aid requests.
2. The SOCC is the system of facilities, equipment, personnel, procedures, and communications operating within a common organizational structure, designed to aid in the management of information and resources during incidents.
3. The SOCC location should be based on the situation and a facility capable of supporting the necessary equipment, personnel, and communications required to coordinate information and resources. The following locations have been identified as facilities capable of supporting SOCC operations.

1. Precinct 2

801 228th Ave SE
Sammamish, WA 98075
(206) 263-9133

2. Precinct 3

22300 SE 231ST
Maple Valley, WA 98038
(206) 477-6446

3. Precinct 4

14905 6TH Ave. SW
Burien, WA 98166
(206) 477-2200

4. Shoreline Police Station

1206 N 185th
Shoreline, WA
(206) 801-2710

5. RCECC

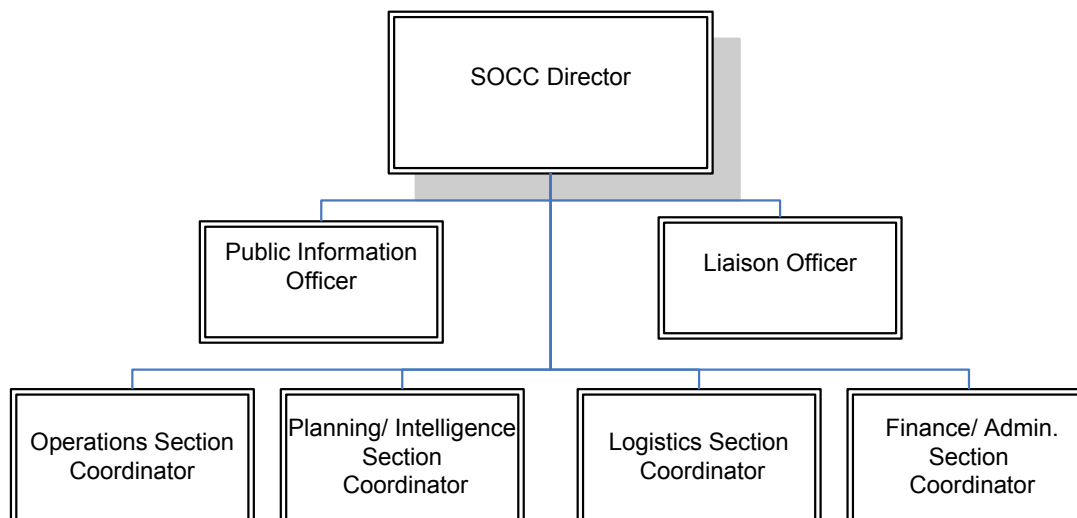
3511 NE 2ND St
Renton, WA 98056
(206) 296-3311

11.04.015

SOCC ORGANIZATION: 09/10

1. The SOCC is organized into sections, one for each of the five NIMS/ICS functions (Management, Operations, Planning/Intelligence, Logistics, and Finance/Administration) and command staff positions, Joint Public Information Officer and Liaison Officer.
2. Each section can be divided into functional sub-divisions and/or units that are activated as necessary.
3. The SOCC location shall provide work space for support staff and representatives from other agencies.
4. The basic SOCC organization is shown in Figure 11.05-1

Figure 11.05-1



11.04.020

DUTIES AND RESPONSIBILITIES OF SOCC SECTIONS: 09/10

SOCC section responsibilities are briefly described. Detailed responsibilities and job aids for section and unit positions are documented in a separate SOCC standard operating procedures manual. The SOCC Standard Operating Procedures which include job descriptions and checklists are found in the SOCC Standard Operating Procedure Binders at each designated facility and the Sheriff's Intranet.

SOCC MANAGEMENT (DIRECTOR)

1. The Director manages all functional activities and ensures the SOCC is appropriately activated, staffed, and operates effectively.
2. All SOCC Section Coordinators will report to the Director.
3. The Director reports to the Sheriff and/or CDO.
4. The Director shall be able to:
 - a. Make key policy and procedural decisions.
 - b. Allocate Sheriff's Office resources.
5. The SOCC Director is a commissioned officer with the rank of Captain or above with advanced training in SOCC operations.
6. The list of trained personnel will be maintained by the Commander of Special Operations.

LIAISON OFFICER

The Liaison Officer provides coordination with other county departments and/or non-county agencies that may have representatives temporarily assigned to the SOCC. Personnel assigned to this position will vary based on the critical incident.

JOINT PUBLIC INFORMATION OFFICER

1. The Joint Public Information Officer (Joint PIO) is responsible for developing information about the incident, responding to media inquiries and communicating to the public through the appropriate means.

2. The Joint PIO will be the central point of distribution for all media releases to the public within the Sheriff's Office and will coordinate with the Joint Information Center at the King County Emergency Coordination Center, if activated.
3. The Media Relation's Officer should be the Joint Public Information Officer.
4. A list of trained personnel that may be assigned to the Joint Public Information Officer(s) should be maintained by the Media Relation's Officer.

OPERATIONS SECTION

1. The Operations Section Coordinator ensures that all situation information and resource requests are received, processed, and coordinated with other sections; and functional workstations are established in the Operations Section for each Division, with each providing at least one representative.
2. Division Representatives are responsible for receiving, processing, and coordinating situation information and resource requests with other sections.
3. Division Representatives will ensure that essential information and status on resource requests are forwarded to Incident Command Posts (ICPs) or work locations, as appropriate.
4. Depending on the nature of the emergency, the Operations Section Coordinator position may be filled by Patrol Operations, CID, or Special Operations.

PLANNING AND INTELLIGENCE SECTION

1. The Planning and Intelligence Section Coordinator is responsible for collecting, analyzing, and distributing incident information to activated sections and outside agencies.
2. The section will maintain all internal wall displays, generate and post maps, maintain current information on the "Situation Status Boards" and prepare situation reports and action plans.
3. Depending on the nature of the emergency, the Planning and Intelligence Section Coordinator position may be filled by Patrol Operations, CID, or Special Operations.

LOGISTICS SECTION

1. The Logistics Section Coordinator provides resources support and services to Sheriff's Office critical incident field operations.
2. Logistics obtains and provides essential Sheriff's Office personnel, facilities, equipment, supplies and services not found within SOCC designated facilities during an incident.
3. The Logistics Section predicts shortages or resources and maintains an inventory of SOCC designated resources.
4. Depending on the nature of the critical incident, the Logistics Section may be filled by Technical Services Division.

FINANCE/ADMINISTRATIVE SECTION

1. The Finance/Administrative Section Coordinator provides general administration, finance, and legal support related to SOCC activities.
2. In coordination with Planning/Intelligence Section, the Finance/Administration Section will develop and maintain damage reports on facilities occupied by the Sheriff's Office
3. These records will be used to obtain financial assistance and possible reimbursement.
4. Depending on the nature of the emergency, the Logistics Section may be filled by Technical Services Division.

11.04.025

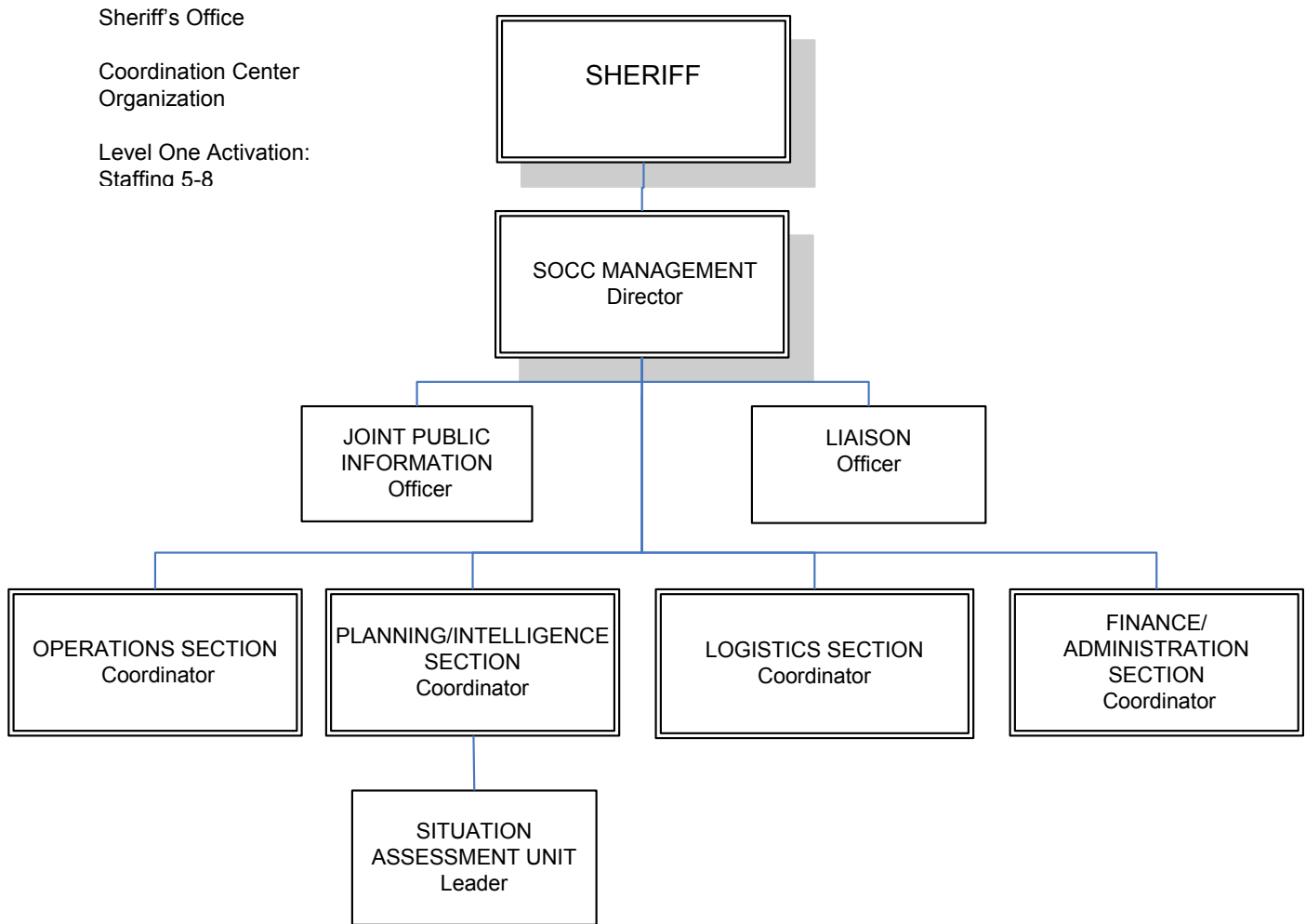
SOCC ACTIVATION: 01/11

1. Depending on the type of critical incident, the SOCC can be activated at three (3) different levels in order to provide appropriate staffing.
2. This ensures a standardized method for SOCC activation and eliminates the need for always having full scale activation or no activation.
3. The SOCC may be activated by the Sheriff, Undersheriff, a Division Commander, or Command Duty Officer.
4. The SOCC may be activated without declaration of a local emergency whenever an event or pending event requires resources beyond those normally available by one Precinct or Contract-City.
5. Activation Steps:
 - a. A request to activate the SOCC shall be made by notifying the on-call SOCC Director.
 - b. All requests to activate the SOCC shall include the reason for activation.
 - c. The SOCC Director will determine level of activation and the location.
 - d. The SOCC Director shall identify any additional Divisions, Precincts or outside agencies required to support incident operations in the field.
 - e. Personnel assigned to the SOCC shall respond to the location determined by the Director.
 - f. The SOCC Director will advise the Communication Center Supervisor of the reason for the activation, the level of activation (One, Two, or Three), and the location.
 - g. The Director may request the Communication Center Supervisor to notify additional Sheriff's Office personnel or outside agencies.
 - h. All other command staff personnel shall be advised of the SOCC activation by the Communications Center for information only.
 - i. Precincts, CID and Special Operations, and/or outside agencies are responsible for further internal notification of the SOCC activations.
 - j. The SOCC Director shall notify the Emergency Coordination Center, if activated, of all SOCC activations and deactivations.
6. An Activation Matrix and the three (3) levels of SOCC activation are shown in figures 11.05-2, 11.05-3, 11.05-4, and 11.05-5

Figure 11.05-2 – Activation Matrix

<u>King County Sheriff – Coordination Center – Activation Matrix</u>			
<u>INCIDENT EXAMPLES AND CHARACTERISTICS</u>	<u>THREAT ASSESSMENT</u>	<u>SOCC ACTIVATION LEVEL</u>	<u>ACTIONS</u>
<p><u>Severe Weather to include localized flooding</u></p> <p><u>Minor localized incidents involving two or more affected Precincts which requires more resources than on-duty personnel at one precinct.</u></p> <p><u>Hostage situations, snipers, barricaded persons, robberies, etc.), Civil Disturbances, Search and Rescue Missions and Hazardous Materials Incidents, Civil Disturbances</u></p> <p><u>Generally short-term with four to twelve hours concern</u></p>	<u>LOW RISK</u>	<u>LEVEL ONE</u>	<p><u>Initially activate and brief Level One SOCC staff to include all those specified in Figure 11.05-3:</u></p> <ul style="list-style-type: none"> ■ <u>Necessary SOCC Sections</u> ■ <u>Situation Assessment Unit</u> <p><u>Any staff specifically required by the requesting Precinct Commander, Division Chief or SOCC Director</u></p> <p><u>Notification to all Divisions, Precincts or affected outside agencies</u></p>
<p><u>Natural Disaster affecting the region (i.e., Earthquake, Flood, or Volcanic Eruption)</u></p> <p><u>Major Fire or Storm affecting the Region</u></p> <p><u>Two or more Large Incidents Involving Two or More Precincts</u></p> <p><u>Longer term Incident – Two or More Operations</u></p>	<u>MEDIUM RISK</u>	<u>LEVEL TWO</u>	<p><u>Activate and brief Level Two SOCC Staff to include all those specified in Figure 11.05-4:</u></p> <ul style="list-style-type: none"> ■ <u>All SOCC Section Coordinators</u> ■ <u>Sub-Divisions and Units as appropriate to the situation</u> ■ <u>Liaison representatives as appropriate</u> <p><u>Any staff specifically required by the requesting Precinct Commander, Division Chief, or SOCC Director</u></p> <p><u>Activate the Recovery Unit, if necessary</u></p> <p><u>Notification to all Divisions, Precincts or affected outside agencies</u></p>
<p><u>Major County or Regional Incident – Bombing or other WMD Incident, Natural Disaster</u></p> <p><u>Three or more Precincts with heavy resource involvement</u></p> <p><u>Cannot be managed using just the Sheriff's Office resources</u></p> <p><u>Mutual aid resources may not be available for twenty-four hours or more</u></p> <p><u>Long duration, several days to weeks</u></p>	<u>HIGH RISK</u>	<u>LEVEL THREE</u>	<p><u>Activate and brief Full Organization, staff to include specified in Figure 11.05-5.</u></p> <ul style="list-style-type: none"> ■ <u>Any staff specifically required by the Division, Precinct or SOCC Coordinator</u> <p><u>Operate based on operational period</u></p> <p><u>Activate the Recovery Unit, if necessary</u></p> <p><u>Notification to all Divisions, Precincts or affected outside agencies</u></p>

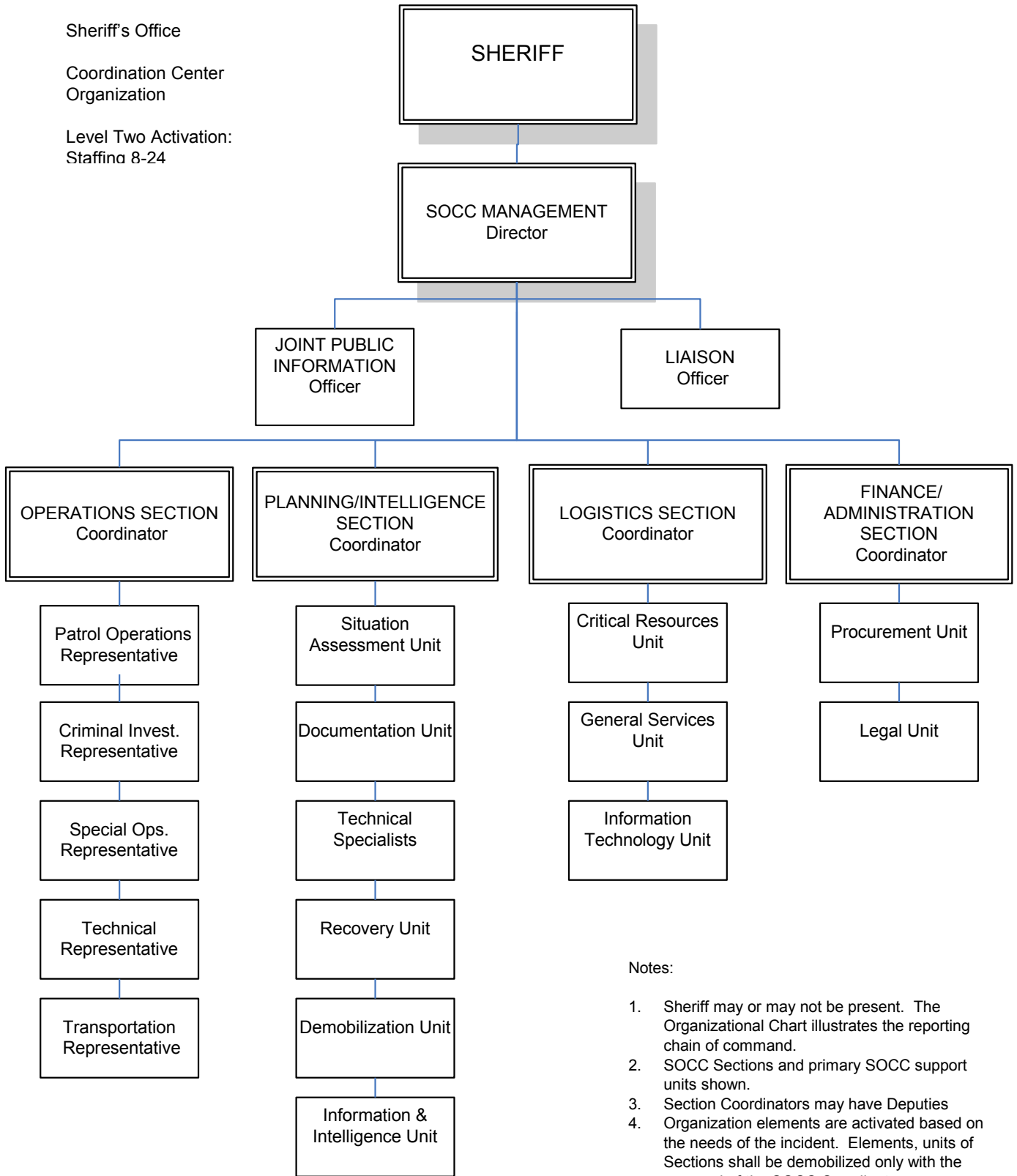
Figure 11.05-3 – Level One Activation



Notes:

1. Sheriff may or may not be present. The Organizational Chart illustrates the reporting chain of command.
2. SOCC Sections and primary SOCC support units shown.
3. Section Coordinators may have Deputies (Assistants)
4. Organization elements are activated based on the needs of the incident. Elements, units of Sections shall be demobilized only with the approval of the SOCC Coordinator.
5. Operations Section is connected to Incident Command Posts.

Figure 11.05-4 – Level Two Activation



Sheriff's Office

Coordination Center Organization

Level Two Activation: Staffing 8-24

Notes:

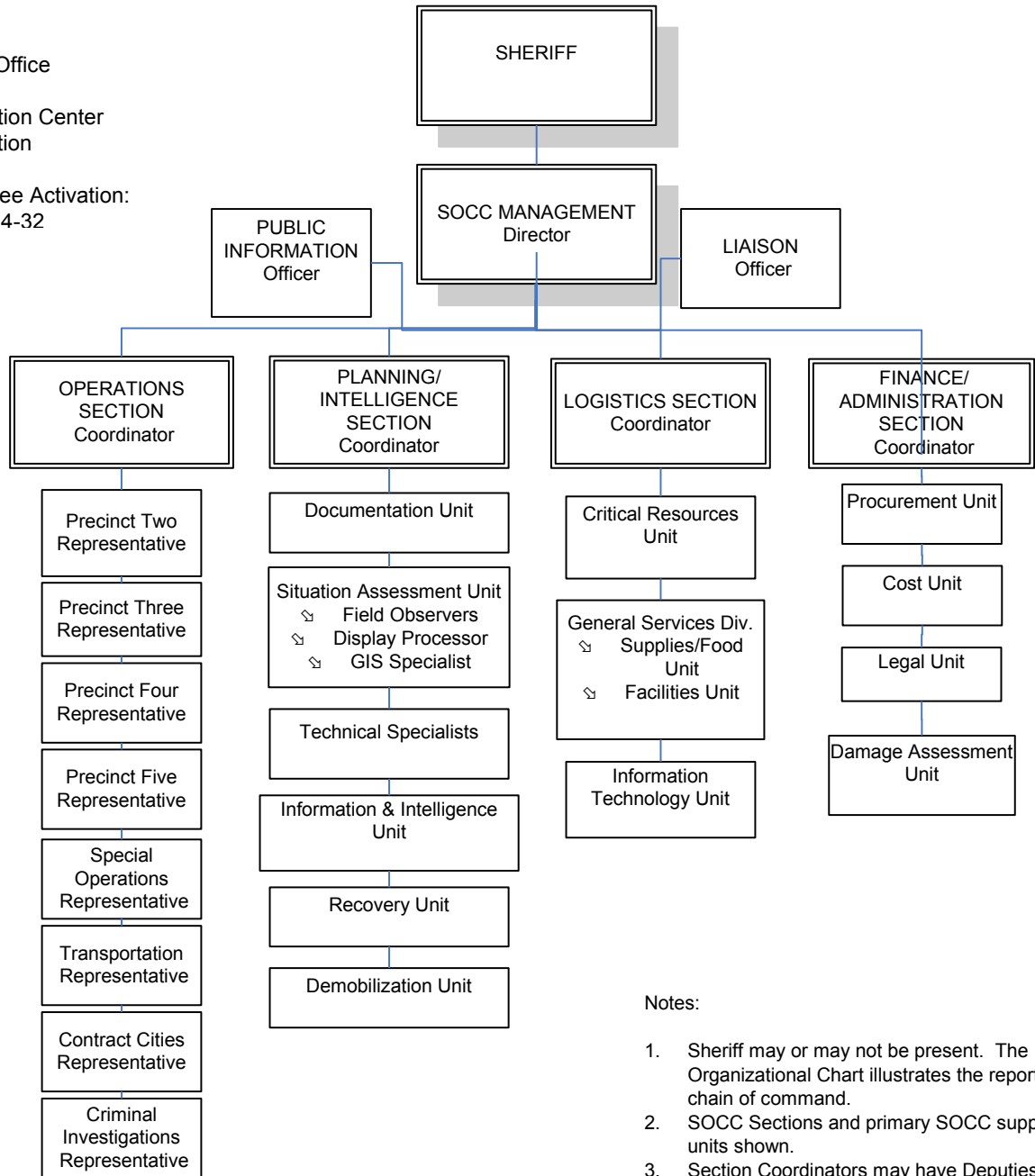
1. Sheriff may or may not be present. The Organizational Chart illustrates the reporting chain of command.
2. SOCC Sections and primary SOCC support units shown.
3. Section Coordinators may have Deputies
4. Organization elements are activated based on the needs of the incident. Elements, units of Sections shall be demobilized only with the approval of the SOCC Coordinator.
5. Operations Section is connected to Incident Command Posts.

Figure 11.05-5 – Level Three Activation

Sheriff's Office

Coordination Center
Organization

Level Three Activation:
Staffing 24-32



Notes:

1. Sheriff may or may not be present. The Organizational Chart illustrates the reporting chain of command.
2. SOCC Sections and primary SOCC support units shown.
3. Section Coordinators may have Deputies
4. Organization elements are activated based on the needs of the incident. Elements, units of Sections shall be demobilized only with the approval of the SOCC Coordinator.
5. Operations Section is connected to Incident Command Posts.

11.04.030

OVERVIEW OF SOCC OPERATIONS: 01/11

The steps listed provide a summary overview of the SOCC operations.

1. The SOCC is initially activated at one of three levels by the request of the Sheriff, Undersheriff, Division Chief, or CDO.
2. Upon activation, designated staff will proceed to the SOCC, sign in and activate their work stations.
3. The SOCC staff is organized by functional sections or positions:
 - a. Management.
 - b. Operations.
 - c. Planning/Intelligence.
 - d. Logistics and Finance/Administration.
 - e. Liaison and Joint Information Officers.
4. Sections may be further divided into Representatives or Units.
5. Each functional position in the SOCC has a job description and procedures to be followed.
 - SOCC Standard Operating Procedures which include job descriptions and checklists are found in the SOCC Standard Operating Procedure Binders at each designated facility and the Sheriff's Intranet.
6. The primary role for Operations Representatives in the SOCC is passing information from and to Incident Command Posts, other Precincts and Divisions, and the coordination of resource and support requests.
7. Information exchange and coordination may take place freely between all organizational elements.
8. All requests for resources or support are processed through designated channels in order to maintain accountability.
9. Information obtained by Representatives and Unit Leaders should be made available to the Situation Assessment Unit.
10. The SOCC Director and General Staff (Section Coordinators) will hold periodic planning meetings.
 - a. A written SOCC Incident Action Plan may result from these meetings, which may change priorities related to the multiple incident operations.
 - b. The Director will provide and coordinate periodic briefings for all SOCC personnel.
11. Deactivation of organizational elements will be at the direction of the Director or Section Coordinator.
12. All SOCC personnel are responsible for:
 - a. Maintaining current status information regarding their Section, Unit or Division or Precinct Representative.
 - b. Maintain a duty log.
 - c. Brief their relief personnel

11.04.035

INCIDENT ACTION PLANNING IN THE SOCC: 09/10

1. During the initial activation, the SOCC Incident Action Plans may be verbal statements of actions to be taken.
2. The Director should convene a meeting of the General Staff (Section Coordinators) and any others selected to attend, within the first few hours of activation.
 - The purpose of this meeting will be to document the SOCC related objectives and actions to be taken within the next operational period.
3. Written SOCC action plans should be concise and action planning meetings brief.
4. Prior to the meeting, the Director, General Staff and other attendees should receive an updated situation report and be clear on overall resource availability.
5. Prior to this meeting, General Staff should identify their specific section objectives and present them at the meeting.
6. A recommended format for an SOCC action planning meeting agenda is shown in Figure 11.05-7

Figure 11.05-7 – SOCC Action Planning Meeting Agenda

SOCC INCIDENT ACTION PLAN		
DATE: _____	OPERATIONAL PERIOD FROM _____	TO _____
Action Plan Steps	Guidelines for Content	Responsibility
1. Review prior Ops Period objectives as appropriate	Determine status of each prior objective. Completed, or % complete. Decide objectives to be carried forward to the next Operational Period.	SOCC Director & General Staff participate
2. State Objectives	List one of the five near-term primary objectives to be achieved at the SOCC level. Be specific.	SOCC Director & General Staff contributes
3. Establish priorities related to the objectives	Discuss the objectives and put them in priority order	SOCC Director & General Staff contributes
4. As required, adopt strategies to achieve objectives	Some objectives may allow different strategies. Also, there may be cost, legal or political policy implications to be considered in how to achieve an objective. (Strategies will be influenced by resources available)	SOCC Director & General Staff contributes
5. Make Assignments to implement the strategy for each objective.	Be specific. This is the step that will be used to see if the objectives are being met. <ul style="list-style-type: none"> - What assignments - Who does them - What resources are needed what additional resources are required 	Operations Section Coordinator Planning Section Coordinator Logistics Section Coordinator
6. Review/Establish length of next operational period	If the assignments and action needed to meet the objectives will take just a few hours, then that will be the length of the Operational Period. Operational Periods tend to be short at the beginning of an incident and longer as time goes on.	Planning Section Coordinator
7. Establish organizational elements as required	Review staffing needs, and complete an SOCC Organizational Chart for the next Operational Period	Planning Section Coordinator and remainder of the General Staff
8. Logistical or other technical support required	Describe what is needed and develop a resource order if necessary	Logistics Section Coordinator
9. Attachments	Determine what may be needed to help or explain or support the plan. E.g., policy, weather forecasts, communications plan, etc.	Planning Section Coordinator

11.04.040

SOCC EQUIPMENT AND SUPPORT SYSTEM: 09/10

1. The following is a list of primary equipment located within the SOCC.
 - a. Laptop Computers.
 - b. Workstations.
 - c. Audio and Visual Equipment.
 - d. 800 MHz Radio.
 - e. Telephones and Conference Call capable telephones.
 - f. Government Emergency Telephone System (GETS).
 - g. Emergency Alert System (EAS).
 - h. Helicopter Video Downlink.
 - i. HAM Radio Base Station.
 - j. Other Support Equipment – Fax, Copier and GIS plotters.
2. Detailed procedures for the access and usage are found in the SOCC Procedures Manual.

11.04.045

INFORMATION FLOW WITHIN THE SOCC: 09/10

1. SOCC operations have been designed to encourage the free-flow transfer of information between all organizational elements.
 - This simply means that all personnel are free to contact any other person for purposes of obtaining or transferring information.
2. Incoming and outgoing SOCC information is normally routed first to the Division or Precinct Representatives in the Operations Section.
3. The Situation Assessment Unit in the Planning/Intelligence Section is the primary point of contact for information exchange within the SOCC.
 - This unit collects, processes, displays and distributes information through established systems, wall displays, mapping and situation summaries.
4. This information will be available to all SOCC personnel.
5. The Planning/Intelligence Section also produces Incident Action Plans.
6. Face-to-face contact and communication between SOCC staff is encouraged. Telephones and multi-media systems are also available for internal SOCC communications.
7. All requests for services or resources must be made in writing (via computer or handwritten) to the appropriate person.
 - This requirement ensures resource accountability.
8. Requests for services or resources will normally flow along organizational channels, or as described by the current SOCC procedures.
9. Written hard copy messages using a paper "SOCC Message" may be used as a backup to computer systems.

11.04.050

MULTI AGENCY COORDINATION WITHIN THE SOCC: 09/10

Multi-agency coordination in the SOCC is accomplished through three levels.

LIAISON OFFICER

1. The Liaison Officer will coordinate with other agencies assigned to the SOCC.

GENERAL STAFF COORDINATION

1. The SOCC General Staff (Section Coordinators) will ensure coordination between the SOCC Representatives and Units and other agencies.
2. A task force made up of individuals from other agencies or disciplines may be established to work on specific issues, as required (i.e., multiple intelligence agencies may be grouped into an Intelligence Task Force).

PLANNING MEETINGS

1. The SOCC Director will ensure that planning meetings include General Staff Coordinators, necessary subordinate representatives and units, and outside agencies.
2. See G.O. Section 11.05.035, Incident Action Planning in the SOCC, for details.

11.04.055

CLOSE-OUT AND DEMOBILIZATION: 09/10

1. The SOCC will not demobilize resources in the field directly. Rather, the SOCC will coordinate the demobilization of specialized resources with the Incident Commander(s) or designees.
2. The SOCC will ensure that resources are not being duplicated and specialized resources are being released from demobilizing incidents and can be made available to other active or growing incidents.
3. The SOCC will ensure that demobilization planning begins at the Incident Command System level and based on incident priorities and when assignments will be completed.
4. The SOCC will ensure that resources from outside agencies that may have been divided to support the incident are consolidated during demobilization, when feasible.
5. The SOCC should obtain demobilization schedules from the IC(s) or designees when demobilization will occur to include the resources being released.
6. The deactivation of the SOCC shall be at the direction of the Commander of Special Operations.

11.04.060

TRAINING: 09/10

1. The Special Operations Section provides training to personnel who may staff the SOCC during activations.
2. The Section also provides training and advice in the following areas:
 - a. Standardized Incident Command System (ICS).
 - b. SOCC orientation.
 - c. Event and Critical Incident/Disaster Planning.
 - d. Development of Standing Plans.
 - e. Other emergency or disaster related topics.

11.05.100 DEMOBILIZATION

11.05.105

DEMOBILIZATION POLICY: 09/10

Demobilization is the process of releasing resources that are no longer required for the support of an incident or event. The release and return of resources may occur during an incident or event or after the incident or event is over.

1. The IC will determine the resource requirements and order the release of any extra resources.
2. All supervisors within the incident command organization will maintain accountability for all non-expendable resources (i.e., personnel, vehicles, and other durable equipment) within their area of responsibility during an incident and until they are demobilized.
3. All supervisors within the incident command organization will maintain accountability for all expendable resources (i.e., water, food, fuel, and other one-time use supplies) within their area of responsibility.
 - Supervisors will ensure that all equipment is turned in and/or accounted for before they are relieved of duty.
4. Supervisors will be maintain awareness of extended assignments and provide adequate relief to personnel during severe weather conditions, when wearing personal protective equipment, and/or in the event of traumatic incidents or extended physical activities; operational personnel should be limited to no more than six (6) hours on-scene, if possible.
5. All personnel within the incident command organization when released of duty shall demobilize as directed by the Demobilization Plan which may be verbal or written.
6. At any given time, if all non-expendable resources, particularly personnel, are not accounted for, the supervisor will report the missing resource(s) to the IC, via their ICS chain of command.
7. For missing personnel the IC will direct the Operations Section to formulate and execute a search plan for the missing non-expendable resources, as soon as possible.

11.05.110

DEMOBILIZATION PLANNING: 09/10

Excess resources must be released in a timely manner to reduce incident-related costs and to redeploy resources for other assignments. For larger incidents the planning for demobilization should begin almost immediately and certainly well in advance of when demobilization actually takes place.

The process of demobilizing resources generally begins at the Operations Section level, where the need for continued tactical resources will be determined. After the incident is controlled, and tactical resources are being released, the incident management organization should begin to monitor the number of support and management staff that is assigned.

Position	Demobilization Roles and Considerations
IC	Approves resource orders and demobilization plans and procedures.
Public Information Officer	Media interest may taper off toward the end of the incident, especially when tactics turn from life safety to cleanup. As the incident demobilizes, the need for interagency coordination of information may also decline. While it is important that the press continue to have a contact at the incident, it may be possible for the Public Information Officer to scale back operations.
Safety Officer	As the number of tactical operations at an incident decreases, the demand on the Safety Officer will also decline. However, some incidents may require post-incident debriefings that will require the input of the Safety Officer. While the workload may level out, the position may remain until the end of the incident.
Liaison Officer	As Cooperating and Assisting Agency resources are demobilized, the Liaison Officer's job will become less complex. The Liaison Officer is also likely to be involved in interagency post-incident review activities that may require continued presence at the incident and involvement after final demobilization.
Operations Section	Identifies operational resources that are, or will be, excess to the incident and prepares list for Demobilization Unit Leader, if activated. The Operations Section Commander should be able to reduce support staff such as Aids and Staging Area Managers as the Operations Section is demobilized.
Planning Section	Develops and implements the Demobilization Plan. In the Planning Section, the later workload falls on the Demobilization and Documentation Units. The Demobilization Unit will develop the Demobilization Plan and monitor its implementation. The Documentation Unit will package all incident documentation per records requirements. Both of these processes are finished late in the incident.
Logistics Section	Implements transportation inspection program and handles special transport needs. The Supply Unit and the Facilities Unit play major roles as the incident winds down. The Facilities Unit will need to demobilize the incident facilities, such as the command post and incident base. The Supply Unit must collect, inventory, and arrange to refurbish, rehabilitate, or replace resources depleted, lost, or damaged at the incident.
Finance and Administration Section	Processes claims, time records, and incident costs, and assists in release priorities. Many of the activities of the Finance and Administration Section continue well after the rest of the organization has been demobilized. Much of the paperwork needed to document an incident is completed during or after demobilization.

11.05.115

DEMobilizing PROCEDURES: 02/21

The following procedures should be considered as the minimum requirements. Note that some of the tasks are one-time actions; others are ongoing or repetitive for the duration of the incident.

Demobilization of personnel will be directed by the IC, when the IC does not have sufficient resources to effect necessary actions below, a Demobilization Unit Leader under the direction of the Planning Chief may need to be activated.

1. Obtain briefing from Planning Section Chief or Incident Command, if a Demobilization Unit Leader is activated.
2. Identify objectives, priorities and constraints specific to demobilization.
3. Review incident resource records to determine scope of demobilization effort:
 - a. Resource tracking system.
 - b. Check-in forms.
 - c. Master resource list.
4. Contact outside agency representatives to determine:
 - a. Agencies not requiring formal demobilization.
 - b. Personnel rest and safety needs.
 - c. Coordinate procedures with cooperating-assisting agencies.
5. Assess the current and projected resource needs of the Operations Section.
6. Obtain identification of surplus resources and probable release times.
7. Determine logistical support needs of released resources (rehabilitation, transportation, equipment replacement, etc.).
8. Determine Finance/Administration, Communications, Supply, and other incident check-out stops, if necessary.
9. Determine de-briefing requirements.
10. Establish communications links with off-incident organizations and facilities.
11. Prepare Demobilization Plan (ICS Form 221) if written plans are required, if not at a minimum the Demobilization Plan will be verbal include responsibilities and release procedures:
 - a. General - Discussion of demobilization procedure.
 - b. Responsibilities - Specific implementation responsibilities and activities.
 - c. Release Priorities - According to agency and kind and type of resource.
 - d. Release Procedures - Detailed steps and process to be followed.
 - e. Directories - Maps, telephone numbers, instructions and other needed elements.
12. Continuity of operations (follow up to incident operations):
 - a. Public Information.
 - b. Investigation.
 - c. Finance/Administration.
13. Designate to whom outstanding paperwork must be submitted (i.e., Mark43 reports, written statements, ICS Forms for possible financial reimbursement).
14. Include demobilization of Incident Command Post staff. In general, Incident Command Post staff will not be released until:
 - a. Incident activity and work load are at the level that can reasonably assume.
 - b. Incident is controlled.
 - c. On-scene personnel are released except for those needed for final tactical assignments.
 - d. Incident Base is reduced or in the process of being shut down.

- e. Planning Section has organized final incident package.
 - f. Finance/Administration Section has resolved major known finance problems and defined process for follow-up.
 - g. Rehabilitation/cleanup accomplished or contracted.
 - h. Teams have conducted or scheduled required debriefings.
15. Obtain approval of Demobilization Plan (ICS Form 221, if written) from Planning Section Commander or IC, if Demobilization Unit Leader is activated.
 16. Distribute Demobilization Plan (ICS Form 221, if written) to processing points both on and off incident.
 17. Monitor implementation of Demobilization Plan (ICS Form 221, if written).
 18. Assist in the coordination of the Demobilization Plan (ICS Form 221, if written).
 19. Provide briefing to relief on current activities and unusual events.
 20. Document all activity on Unit Log (ICS Form 214).
 21. Give completed incident files to Documentation Unit Leader, if activated, for inclusion in the final incident package.

11.05.200 INCIDENT CLOSE-OUT

11.05.205

POLICY: 09/10

Incident close-out which is the process of debriefing personnel to improve future response can be informal or formal depending on the type of incident and situation.

1. An informal incident close-out will occur during most incidents and may be verbal in the form of an After Action Report.
2. If any of the following situations occurs, ICs will conduct a Post Activation Review and complete a written After Action Report.
 - a. An incident resulting in the serious injury or death of a department member.
 - b. The serious injury or death of a citizen as a result of a department member.
 - c. Complex incidents to include Incident Types 1-3, or
 - d. Any recurring activities, incidents and/or events that could be improved by conducting a Post Activation Review.

11.05.210

AFTER ACTION REVIEW: 09/10

1. After Action Reviews (AAR) may be conducted at different levels within the incident organization.
2. Depending on the size and complexity of the incident, the IC may debrief and conduct after action review with the Command and General Staff while the Operations Section may have their own debriefs and after action reviews.
3. The IC will ensure that all personnel are debriefed and was given an opportunity to provide feedback to their appropriate supervisors.

11.05.215

AFTER ACTION REVIEW GUIDELINES: 09/10

AAR Overall Guidelines

1. Schedule an AAR as soon after the incident as possible.
2. The AAR should be kept short a focused.
3. Focus on what occurred and not who did it.
4. Establish clear ground rules and encourage candor and openness.
5. Focus on items that can be fixed and keep all discussions confidential.

AAR Process Steps

Use the following questions to facilitate the AAR process:

1. What did we set out to do?
 - a. Establish the facts.
 - b. Determine purpose of the mission and definition of success:
 - Identify key tasks involved.
 - Specify conditions under which each task may need to be performed (weather, topography, time restrictions, etc.).
 - Define acceptable standards for success (explain what "Right" looks like).

2. What actually happened?
 - a. Continue to establish the facts.
 - Participants should come to agreement on what actually happened.
 - Pool multiple perspectives to build a shared picture of what happened.
3. Why did it happen?
 - a. Analyze cause and effect.
 - Focus on WHAT, not WHO.
 - Provide progressive refinement for drawing out explanations of what occurred.
 - This will lead into developing possible solutions.
4. What are we going to do differently next time?
 - a. Solutions will arise naturally once problems are identified and understood.
 - Focus on items you can fix, rather than external forces outside of your control.
 - Identify areas where groups are performing well and that should be sustained.
 - This will help repeat success and create a balanced approach to the AAR.
 - b. Areas to Sustain/Maintain Strengths.
 - c. Areas to Improve.
5. Are there lessons learned that should be shared immediately?
 - a. Identify the process for sharing lessons learned.
 - Option 1: Document the Issue, Discussion, Recommendations.
 - Option 2: Document the Concept of the Operation, Results, Trends, Recommendations.
 - b. Determine and describe the most notable successes from the incident.
 - c. Determine and describe the most difficult challenges faced and how they were overcome.
6. What follow-up is needed?
 - a. Be specific about actions, timelines, and responsibilities.
 - What changes, additions, or deletions are recommended to SOPs, plans, or training?
 - What issues were not resolved to your satisfaction and need further review?

CRITICAL INCIDENT MANAGEMENT PLANT EVENTS LIST

Click on wanted event

11.06.000 HOSTAGE/BARRICADED PERSON

11.07.000 AIRCRAFT INCIDENT

11.08.000 HAZARDOUS DEVICES/MATERIALS INCIDENT

11.08.100 PREVENTIVE RADIOLOGICAL/NUCLEAR DETECTION

11.09.000 NATURAL DISASTER INCIDENT

11.10.000 DEMONSTRATION MANAGEMENT

11.11.000 MAJOR FIRE INCIDENTS

11.12.000 TRAIN DERAILMENT

11.13.000 SPECIAL EVENTS PLANNING

11.14.000 RESPONSE TO IN-PROGRESS VIOLENCE

12.00.000 ABUSE/NEGLECT INVESTIGATIONS

12.00.005

INVESTIGATIVE GENERAL POLICY: 11/09

1. The Special Assault Unit (SAU) shall conduct all follow-up investigations involving allegations of sexual abuse, felony physical abuse, and maltreatment cases.
2. Patrol deputies should complete investigations involving non-felony physical abuse and maltreatment cases if able to do so.
3. Although law enforcement shall notify the Department of Social and Health Services (DSHS), Adult Protective Services (APS) and the Child Protective Services (CPS) of incidents involving sexual or physical abuse, neglect or maltreatment, DSHS, APS or CPS are not responsible for criminal investigations and do not pursue criminal charges.
4. Deputies with questions should call SAU.

12.00.010

DUTY TO REPORT AND PROTECT: 04/17

1. Responsibility to Report:

- a. Anyone can report alleged abuse, neglect or maltreatment, but if the following people have reasonable cause to believe that a child, dependent adult, or developmentally disabled person has suffered physical or sexual abuse, neglect or maltreatment, they must report such incidents to the proper law enforcement agency or to DSHS, APS or CPS:
 - Practitioners of the healing arts (includes Christian Science Healers).
 - Professional school personnel.
 - Nurses.
 - Social workers.
 - Psychologists.
 - Pharmacists.
 - DSHS employees.
 - Licensed or certified child care providers or their employees.
- b. The report shall be made at first opportunity, but no longer than forty-eight (48) hours after there is reasonable cause to believe that a child or adult has suffered abuse, neglect or maltreatment.
- c. Law enforcement must report the incident to the appropriate county prosecutor whenever an investigation reveals that a crime may have been committed.

2. Failure to Report:

RCW 26.44.080. Every person who is required to make, or to cause to be made, a report pursuant to RCW 26.44.030 and 26.44.040, and who knowingly fails to make, or fails to cause to be made, such report, shall be guilty of a gross misdemeanor.

3. Protection from Liability:

- a. Any person acting in good faith and making a report that a child, adult dependent, or developmentally disabled person has suffered physical or sexual abuse, neglect or maltreatment or who testifies in a court proceeding as outlined in this law, shall be immune from any civil liability arising from the report or testimony.
- b. Conduct conforming to the reporting requirements of this law is not a violation of the confidential communication privilege.

4. **Duty of Law Enforcement:**
 - a. Deputies shall complete an incident report and any collateral paperwork involving physical abuse, sexual abuse, neglect or maltreatment.
 - If the deputy(s) is unable to make contact at the reported location of occurrence or with the victim, a supervisor shall be notified.
 - An incident report shall be written explaining the reported allegation(s), why no contact was made and which supervisor was notified.
 - b. Deputies have authority to photograph any child, dependent adult, or developmentally disabled person for evidence of the injuries or condition of the person.
 - Photograph **all** injuries however slight.
 - c. Deputies have authority to take a child into protective custody under certain circumstances (see section 040).
5. Deputies shall fax or email a copy of the KCSO incident report and complaining witness statement to CPS or APS by the end of their shift. (DSHS will contact SAU for additional information if needed.)
 - a. For cases involving children – send information to;
 - CACILereports@dshs.wa.gov
 - Fax # (206) 389-2442 or (206) 464-7464
 - b. For cases involving adults - send information to;
 - R2APSIIntake@dshs.wa.gov
 - Fax number is (206)-626-5705.
6. Deputies shall note the date, time, and number (or address) to which the report was sent in the narrative of the report.

12.00.015

INDICATORS OF PHYSICAL ABUSE: 11/09

1. Physical Indicators:
 - a. **Unexplained bruises or welts** anywhere on the body in various stages of healing that may be clustered or forming regular patterns reflecting the shape of the article used to inflict the injury (i.e., electric cord, belt buckle, etc.).
 - b. **Unexplained burns** (i.e., cigar, cigarette burns) commonly found on the soles, palms, back, or buttocks. Immersion burns (i.e., sock-like, glove-like, doughnut-shaped) commonly found on buttocks or genitalia. Rope burns commonly found on the arms, legs, neck, or torso.
 - c. **Unexplained fractures** to the skull or facial structure in various stages of healing, multiple or spiral fractures.
 - d. **Unexplained lacerations or abrasions** commonly found on the mouth, lips, gums, eyes, external genitalia.
2. Child Behavioral Indicators:
 - a. Wary of adult contacts.
 - b. Apprehensive when other children cry.
 - c. Behavioral extremes (i.e., aggressive or withdrawn)
 - d. Frightened of parents.
 - e. Afraid to go home.
 - f. Reports injury by parents.

12.00.020

INDICATORS OF PHYSICAL NEGLECT, MALTREATMENT: 11/09

1. Physical Indicators:
 - a. Consistent hunger, poor hygiene, inappropriate dress.
 - b. Consistent lack of supervision, especially in dangerous activities or over long periods.
 - c. Unattended physical problems or medical needs.
 - d. Abandonment.

2. Behavioral Indicators:
 - a. Begging, stealing food.
 - b. Extended stays at school (i.e., early arrival and late departure).
 - c. Chronic fatigue, listlessness, or falling asleep in class.
 - d. Alcohol or drug abuse.
 - e. Delinquency.
 - f. Reports that there is no caretaker.

12.00.025

INDICATORS OF SEXUAL ABUSE: 10/92

1. Physical Indicators:
 - a. Difficulty in walking or sitting.
 - b. Torn, stained, or bloody underclothing.
 - c. Pain or itching in genital area.
 - d. Bruises or bleeding in external genitalia, vaginal, or anal areas.
 - e. Sexually transmitted disease, especially in pre-teens.
 - f. Pregnancy.

2. Behavioral Indicators:
 - a. Unwillingness to change gym clothes or to participate in physical education class.
 - b. Withdrawal, fantasy, or infantile behavior.
 - c. Bizarre, sophisticated, or unusual sexual behavior or knowledge.
 - d. Poor peer relationships.
 - e. Delinquency or running away.
 - f. Reports of sexual assault by a caretaker.

12.00.030

INDICATORS OF EMOTIONAL MISTREATMENT: 10/92

1. Physical Indicators:
 - a. Speech disorders.
 - b. Lags in physical development.
 - c. Failure to thrive.

2. Behavioral Indicators:
 - a. Habit disorders (i.e., sucking, biting, rocking, etc.).
 - b. Conduct disorders (i.e., anti-social, destructive, etc.).
 - c. Neurotic traits (i.e., sleep disorders, bed-wetting, play inhibition, etc.).
 - d. Psycho-neurotic reactions (i.e., hysteria, obsession, compulsion, phobias, hypochondria, etc.).

- e. Behavior extremes (i.e., compliance/passivity, aggressive/demanding behavior, etc.).
- f. Overly adaptive behavior (i.e., inappropriate adult, infantile, etc.).
- g. Developmental lags (i.e., mental or emotional).
- h. Suicide attempts.

12.00.035

DETERMINING WHEN DISCIPLINE IS ABUSE: 10/92

1. State law allows physical discipline of a child when it is reasonable and moderate and is inflicted by a parent, teacher, or guardian, for purposes of restraining or correcting a child (RCW 9A.16.100).
2. The following actions are presumed **unreasonable**:
 - a. Throwing, kicking, burning or cutting a child.
 - b. Striking a child with a closed fist.
 - c. Shaking a child under age three.
 - d. Interfering with a child's breathing.
 - e. Threatening a child with a deadly weapon.
 - f. Doing any other act that is likely to cause and which does cause bodily harm greater than transient pain or minor temporary marks.
3. Other factors such as age and size of the child shall be considered.
4. **This list only illustrates unreasonable actions and is not intended to be exclusive.**

12.00.040

PROTECTIVE CUSTODY: 02/21

1. The deputy's primary concern when investigating cases of child abuse, neglect and maltreatment is the protection of the child. The deputy should determine if:
 - a. Child abuse, neglect or maltreatment is occurring.
 - b. The child is at risk in the home.
 - c. Immediate intervention is necessary to ensure the child's safety.
2. Deputies shall consider protective custody when:
 - a. There is probable cause to believe the child is abused, neglected or maltreated would suffer further abuse, neglect or maltreatment if not taken into protective custody.
 - b. The child may be inaccessible at a later date.
 - **RCW 26.44.050 gives deputies authority to take an abused child into custody without a court order.**
3. If the child(ren) is taken into protective custody, the deputy shall remove the child(ren) from the home and coordinate with CPS for picking up the child(ren).
 - CPS does not have the authority to take children into protective custody.
4. If CPS does not take direct custody of the child(ren), they must approve the placement. Deputies should coordinate with CPS Intake staff to find a nearby home or relative placement for the child(ren).
5. When coordinating placement options, CPS will need the Names, Date of Birth and Social Security Number of persons with whom the child(ren) might be placed with.
6. If CPS is unavailable deputies may have to find placement options. In doing so, deputies must make a reasonable effort to use available resources such as Mark43, LINX, Triple I's, to conduct a background check on possible placement options. These efforts shall be included in the incident report. Disqualifying history includes but is not limited to:

- a. Felony convictions.
 - b. DV convictions.
 - c. Sex offenses.
7. In all protective custody instances, an incident report shall be completed.
- a. Deputies shall fax, or email a copy of this report to CPS by the end of their shift.
 - DSHS prefers a faxed copy.
 - b. The email address is CACILereports@dshs.wa.gov
 - c. Fax # (206) 389-2442 or (206) 464-7464
 - d. For placement or questions the Law Enforcement Line is: 1-800-609-8763.
8. When children are taken into protective custody, deputies shall complete a Notification of Removal of Children (KCSO Form #B-136).
- a. Leave a copy with the parent or visibly posted in or outside the residence if the parent is not home.
 - b. The original of this form shall be attached to the incident report.
9. Protective custody is not available with adult victims however deputies may consider involuntary treatment (GOM 5.08.025).

12.00.045

RESPONDING TO THE HOME: 12/14

The deputy's ability to gain entry into the home is usually related to the initial approach toward the family. If the deputy politely explains that his/her role is to ensure the health and safety of the child or vulnerable adult, they may be allowed in. Sometimes, the deputy will not receive permission to enter. Many families perceive any police intervention as an intrusion, so they become angry, afraid, or embarrassed. In cases when the family is in crisis, these negative reactions are even stronger, and hostility will probably be created. Deputies, however, have the right to forcibly enter without a search warrant when there is probable cause to believe a child or vulnerable adult in the home is in imminent danger.

12.00.050

INTERVIEWING CHILDREN AND VULNERABLE ADULTS: 12/14

1. Generally, unless there are emergent reasons that can be articulated, deputies should not interview children less than twelve (12) years old. In most cases, such interviews will be conducted by a Forensic Child Interview Specialist. Several factors determine whether a child should be interviewed:
 - a. Child's age.
 - b. Child's ability to evaluate what has happened.
 - c. The possible impact of the interview.
 - d. The possibility of retaliation by a parent or other relative.
2. Deputies should use the following guidelines when interviewing a child:
 - a. Before beginning the interview, deputies should attempt to gain the child's confidence.
 - Tell the child he/she is not in any trouble.
 - The interview should be conducted on a friend-to-friend basis.
 - The interview should be conducted privately without the parents present.

- Deputies have the authority to interview children not in their parent's presence regarding abuse or neglect (RCW 26.44.030).
 - Deputies should attempt to audio record statements with children to help minimize the recounting of potentially traumatic events
- b. Deputies should try to determine the emotional state of the child.
- Is fear, hatred, defiance, shock, confusion, love, jealousy or anger apparent?
 - Does the child know the meaning of telling the truth, lying, and exaggerating?
- c. Deputies should use language the child clearly understands.
- Particularly in cases of sexual abuse, the officer should accept and use whatever term for genitals and sexual acts the child uses, while also asking for clarification.
- d. Deputies should let the child to tell their story using their own words.
- The child should not be pressed for details.
 - Deputies investigating sexual abuse should keep their interview brief and limiting questions to necessary information, using open-ended questions to confirm that a crime has occurred.
 - A detailed statement will be taken later by a follow-up investigator during a joint interview with the prosecutor.
 - Younger children may wish to discuss the situation in fantasy terms.
 - Deputies should ask the child if the suspect took pictures or videotaped them.
 - This could have been done in various stages of undress.
- e. Similar interview strategies should be used when interviewing elderly or vulnerable adults.
- f. Investigating deputies should remain neutral.
- Under no circumstances should the deputy display horror, disgust, anger, or disapproval of the parents, caregivers, victim, or situation.
 - Victims, particularly children will often become defensive if they feel outsiders are critical of their parents or caregivers, even if they feel the same way.
- g. Deputies should tell the victim what will happen next and how this information will be used.

12.00.055

INTERVIEWING THE PARENTS OR CAREGIVERS: 12/14

Interviewing the parents or caregivers may be the most important step in the investigation. Deputies should consider how their individual actions impact the case. Abuse and neglect, especially in its severe forms, can make investigators angry, but the skilled investigator realizes that such feelings impair professional judgment. A harsh, presumptuous attitude by a deputy will likely be met with hostility and anger from the family. A cool, professional attitude can prevent further problems of an already volatile situation. Conversely, deputies who make light of complaints may alienate complainants. Making irresponsible statements like "If he were mine, I'd hit him too!" may be giving a disturbed parent incentive to increase assaults on the child. Keeping this in mind, deputies need to comply with the following guidelines when interviewing the parents:

1. Deputies should interview each parent or caregiver separately. Interviews should be conducted in a private area free from distractions.
2. Make the parent or caregiver feel comfortable during the interview.
3. Tell the parent or caregiver the reason for the interview.
 - Deputies shall not tell the parent or caregiver who reported them.

4. Advise the parent or caregiver of their constitutional rights when necessary.
5. If parent or caregiver offer explanations, the deputy should listen carefully and sympathetically.
 - a. Try to be understanding and sympathetic.
 - b. Parents or caregivers may admit to abusing or neglecting the child or vulnerable adult, but are more likely to rationalize their actions.
 - c. Be alert to vagueness or inconsistencies in their statements.
 - d. Attempting to coerce a confession from the parent or caregiver is pointless, making future necessary interviews difficult.

12.00.060

INTERVIEWING WITNESSES: 12/14

Deputies should interview all witnesses and take written statements whenever possible.

- Deputies should identify and attempt to get a statement from the first person the victim spoke to about the abuse.

12.00.065

RESPONDING TO A PLACE OTHER THAN THE VICTIM'S HOME: 12/14

Deputies should take the following steps when responding to a place other than the victim's home:

1. Comply with RCW 26.44.030.
2. Interview the victim and take statement if appropriate.
3. Interview witnesses and take statements.
4. Gather evidence.
5. Make a protective custody decision.
6. Notify parents or caregivers at the soonest time as not to impair the investigation.
7. Complete an incident report.

12.00.070

GATHERING EVIDENCE: 12/14

Evidence gathered during an abuse or neglect investigation may include the investigating deputy's **observations, photographic evidence, physical evidence, and sometimes hearsay evidence.**

1. Deputies should record their **observations** accurately and in detail so that they will be able to testify effectively if the case goes to trial. Particularly note:
 - a. Physical condition of all children or vulnerable adults, including their general appearance and any observable injuries or conditions.
 - b. Safety surroundings
 - Are there unprotected open windows, exposed wiring, vermin, human or animal waste?
 - c. General condition of the home, including degree of cleanliness and adequacy of sleeping, eating, and washing facilities.
 - d. Availability of food and water.
 - e. Adequacy of heat, light, and space.
 - f. Behavior of parents/caregivers and children or vulnerable adults, including their reaction to the deputy's presence (i.e., Eye contact between family members, facial expressions, tone of voice, the presence or absence of communication, willingness to listen, physical closeness, etc.).

2. **Photographs** may be the best means of documenting abuse and neglect involving serious injury or when showing the condition of a home.
 - a. Photographs must be a true, fair, and accurate representation of the condition they intend to portray.
 - **Therefore, scales should be used while photographing injuries.**
 - b. Photographs should be taken of all bruises, marks, lesions, burns, or other areas requiring medical treatment.
 - If it is claimed that the victim injured him/herself in a fall, the area where the injury occurred should also be photographed.
 - c. The photographs should document conditions in the home, such as filth, exposed wiring, inadequate plumbing, etc.
3. Deputies should collect any **physical evidence** of abuse or neglect.
 - a. Evidence might include the instrument used to inflict injury (i.e., weapons, poisoned found, etc.)
 - b. In cases of sexual abuse, most physical evidence is derived from laboratory tests or physical examination.
 - Look for pubic hair, blood, semen in or around the mouth, genitalia, or clothing of the victim.
 - This evidence should be collected at a medical facility by a specially trained medical professional.
 - c. When it is necessary to obtain evidence for laboratory examination from a suspect, it may be necessary to obtain a search warrant or to place the suspect under arrest.
4. Hearsay evidence can be valuable too, especially to a social agency in its subsequent efforts to serve the family.
 - a. Hearsay evidence may even be admissible in later court actions.
 - b. Deputies should record any family background or social history obtained (i.e., the parents' caregivers' admission that they were abused as children).

12.01.000 CUSTODIAL INTERFERENCE

12.01.005

INTRODUCTION: 01/93

Custodial Interference is an unique and specialized area of law. The validity and type of criminal charge will often depend on the relationship of the parties as well as the legality and scope of the existing court orders. Parents and/or their representatives will often try to manipulate law enforcement to take custody of a child. While a court order may seem legitimate, an investigation will often show that it is invalid. This policy is intended to assist deputies when dealing with Custodial Interference situations.

12.01.010

CUSTODIAL INTERFERENCE LAWS (RCW 9A.40.060, 070, & 080): 01/93

1. Jurisdiction in a normal kidnapping case is at the location where the abduction originated. However, jurisdiction in a custodial interference incident is determined by the **normal, legal** residence of the child.

Examples:

- a. A custodial parent from Oregon is trying to recover children being concealed in Federal Way. The criminal case would be filed in Oregon.
 - b. Non-custodial parent in Oregon is trying to file a criminal complaint that the ex-spouse in Federal Way is denying the summer visitation period. The criminal case would be filed in King County.
 - c. Pursuant to a Protection Order, a Bellevue resident has a child temporarily residing with grandparents in Federal Way. While the Federal Way Police will document the custodial interference incident, the responsibility for any criminal investigation would be the Bellevue Police.
2. Enforcement action against a parent or relative.
 - a. Investigative bookings and misdemeanor citations **should rarely be made by patrol** and only, **after** consulting with the Child Find Unit, the Department's Legal Advisor, or the Family Support Unit of the Prosecutors Office (see section 030).
 - b. If a citation is issued, route the case and citation to the appropriate district court.
 - Include a statement of prosecution and attach copies of any court papers to substantiate the charge.
 - Forward a copy of the case to the Child Find Unit.
3. If Exigent Circumstances exist, a "last resort" statute can be used.
 - a. RCW 13.34.055, Custody by Law Enforcement Officer states that a law enforcement officer shall take into custody a child taken in violation of RCW 9A.40.060 or 070 (Custodial Interference).
 - b. It further directs that the child be returned to the person or agency having a right to physical custody.
 - However, if there is the potential for abuse, the child can be placed with DSHS.

Example: A deputy confronts a parent as they are about to board a flight with a child and the only information available is from a desperate "911" call.

- c. **CAUTION:** The truth is, you will rarely have sufficient facts or documentation to conclude that:
- There has been a violation of state law; or
 - One parent/custodian is the individual having the lawful right to custody at that time; or
 - A legitimate defense of custodial interference does or does not exist (i.e., protecting themselves and/or protecting the child).
- d. If a child is removed from a parent's custody and the suspect parent insists on placement in a receiving home **strong consideration must be given** to temporary placement (seventy two 72 Hours) with DSHS until:
- A Juvenile Court judge at a Shelter Care Hearing determines that the child should be held or released to either parent or guardian; or
 - A Writ is obtained bringing the matter directly before the Presiding Judge; or
 - After a Superior Court hearing, where both parents or guardians are present, and an order releases the child to either party.
- e. If the child is placed in a receiving home, sufficient facts supporting this action **must** be documented (i.e. statements, witnesses, evidence, history, etc). These facts may include but are not limited to the following:
- Is there a risk of flight that would result in forced separation from family, school, or an established environment? (RCW 26.44.010)
 - Is there an inherent risk in leaving the child with the other parent?
 - Has criminal intent been established?
 - Is the issue of custody unresolved to the point where release of the child before judicial review would be negligent?

12.01.015

PARENTAL ABDUCTION FROM ANOTHER STATE/COUNTRY: 01/93

1. **An Out of State Warrant exists.** An out of state warrant for custodial interference does not convey the authority for the police or any other agency to adversely affect the civil custody of the child. For this reason, patrol and the Warrants Unit shall refer these situations to the Child Find Unit.
2. **DSHS from another State requests a child be recovered.** It is important to know whether the requesting state has legal custody and whether they intend to retain jurisdiction.
 - a. Where flight is involved, a state will often defer jurisdiction to another state after notifying them of the family's presence in the area.
 - b. A case worker or foster parent's interpretation of these issues is often inaccurate.
 - c. The authorities should be referred to the Child Find Unit as their court's order conveys no authority in another state.
3. **Federal, State Department, Interpol, or Attorney General Involvement.**
 - a. Following the issuance of a state felony warrant the FBI may offer that jurisdiction investigative assistance of a subsequent unlawful flight to avoid prosecution warrant. If contacted by the FBI:
 - King County will be the primary agency for the arrest and recovery of the child.
 - Short of exigent circumstances, refer the situation to the Child Find Unit.

- b. In parental abductions from another country, the U.S. State Department will usually become involved. Their role is to act as a "facilitator" between the foreign country and the local authorities assisting in the case.
 - The State Department does not have the authority to order courts or law enforcement to act on a situation.
 - Law enforcement in the United States **cannot arrest** on another country's warrant; our State's Fugitive Statute does not apply.
 - Short of exigent circumstances, refer the situation to the Child Find Unit.
- c. Interpol is a communication link for law enforcement.
 - They have no authority to order courts or law enforcement to act on a situation.
- d. In Washington the Attorney General's Office is designated to coordinate these matters. The Attorney General's Office may obtain a Writ of Habeas Corpus authorizing the King County Police to take custody of the child.
 - Short of exigent circumstances, refer the situation to the Child Find Unit.

12.01.020

CIVIL COURT ORDERS REGARDING CUSTODY/VISITATION: 01/93

1. Department members **shall not**, through coercion or force, remove a child from a parent or custodian based solely on a custody, visitation, protection and/or restraining orders.
 - The only document that gives the police the latitude for removing a child is a Writ of Habeas Corpus combined with a Warrant in Aid of Writ of Habeas Corpus. However, even the Writ of Habeas Corpus does not authorize a **direct transfer of custody**.
2. Civil custody and protection orders.
 - a. Civil Court orders regarding custody and visitation are enforced by the issuing Court **not the police**.
 - Parenting Plans usually contain a "dispute resolution process" to encourage efforts towards mediation and negotiation rather than relying on judicial intervention.
 - Deputies should instruct those involved to follow the steps outlined in the Parenting Plan.
 - b. Police are often called to "assist" a petitioning parent to affect the custody arrangement of a protection order. The deputy should serve the order and advise the parent that it is their responsibility to comply.
 - If resistance to the order is met, the deputy should advise the parent that defiance of the court order could lead to civil sanctions and/or criminal charges.
 - c. Keep issues of custody and abuse separate.
 - A parent may try to pressure the police to act on a custody order by telling the deputy that the child is in a harmful environment and needs to be removed.

- The deputy should focus on the standards that are used in a "child at risk" situation (RCW 26.44.050).
 - If significant abuse/neglect does exist, the deputy will report the situation to Child Protective Service (CPS) and make arrangements for placement.
3. All Writs of Habeas Corpus will be served by the Child Find Unit.
- a. All Writs of Habeas Corpus are on file in the Data Unit Child Find File.
 - b. Some children are entered into WACIC/NCIC on the basis of a Writ. If a "Hit" occurs from running a subject or vehicle, the officer shall:
 - Immediately notify the Child Find Unit.
 - Obtain further information through the Data Unit.
 - c. If a private citizen or attorney requests that a deputy serve a Writ of Habeas Corpus, advise that person to contact the Child Find Unit.
 - d. To enforce a Writ from another county, the Sheriff of that county must submit the Writ to the KCSO Civil Unit, they cannot act on the Writ directly.
 - e. Once a child is taken into custody pursuant to a Writ, neither the police or DSHS has the authority to place (other than a receiving home) or release the child until the matter is brought before the Presiding Judge and a subsequent order is issued.

12.01.025

WHEN TO TAKE A REPORT: 01/93

If a parent is arbitrarily denied access to their child, it is likely a crime is occurring. The fact that custody papers have not been filed, paternity is not established, or a person is not named on a birth certificate should not determine if a report should be taken.

1. If it is determined that jurisdiction is within King County, an incident report shall be completed and forwarded to the Child Find Unit.
 - a. The victim in a custodial interference case is the child.
 - b. The reporting person may be a complaining parent/custodian or someone acting on their behalf.
 - c. If a clear violation appears, the parent/relative denying access to the child shall be listed as the suspect.
 - d. It is inappropriate to document "nuisance" complaints that are best handled through the dispute resolution process. For example:
 - "I'm supposed to have visitation starting at 5:00 pm, and he/she never has the child ready".
 - "My son is supposed to be returned to me every Sunday at 6:00 pm, but they always get him back late".
2. If a child is in **protective custody**, the foster parent or receiving home can report that a child has been removed from their custody.
 - a. The primary reporting party is DSHS.
 - b. The area manager for CPS decides the priority of the case and what response will be taken.
3. If the jurisdiction of a custodial interference lies within another jurisdiction, a report shall be completed to document:
 - a. Parents refusal to comply with a court order.
 - b. Allegations/objections made by parties involved; and/or
 - c. The welfare of the children.

4. Facts to include in the incident report.
 - a. Supply complete names, dates of birth, and the relationships of the parties involved.
 - b. If a court papers have been filed, designate which court system(s) are involved.
 - c. It is helpful if the complainant can supply a copy of pertinent court documents.
 - If not, try to include the Court's cause number in the report.

5. Defenses to a charge of Custodial Interference.
 - A parent who takes a child in order to protect the child and/or themselves may be able to successfully defend themselves against a custodial interference charge.
 - They cannot arbitrarily withhold the child on that basis and they must immediately submit their concerns to CPS or the courts and obtain authorization to hold the child. This can be done through:
 - A referral to CPS in which they determine access to the child should be restricted pending a seventy two (72) hour Shelter Care Hearing.
 - A motion filed by the parent with Superior Court that results in an order giving them temporary custody; these orders will usually set a hearing date in which the other party can respond.
 - A Restraining or Protection Order from a District or Superior Court which sanctions a temporary custody arrangement pending a subsequent hearing.

12.01.030

RESOURCE & REFERRAL LIST: 04/17

1. **Sheriff's Office**
 - a. Child Find Unit (206) 263-2117
 - b. Civil Unit Supervisor (206) 477-6408
 - c. Department Legal Advisor (206) 263-2524

2. **King County Prosecutor's Office**
 - Family Support Unit (206) 296-9020

3. **Attorney General's Office**
 - Regarding illegal removals from CPS protective custody. (206) 464-7045

4. **Washington State Patrol**
 - Missing & Unidentified Persons Unit 1-800-543-5678

5. **Operation Lookout**
 - National Center for Missing Youth. (425) 771-7335

6. **National Center**
 - For Missing and Exploited Children 1-800-843-5678

12.02.000 MISSING PERSONS

12.02.005

POLICY: 07/17

It is the policy of the Sheriff's Office to investigate all reported missing persons.

12.02.010

REPORTS: 07/17

1. Reports on missing adults are taken by the department if the adult was last seen or known to be in King County's jurisdiction or Contract Cities.
2. Reports of missing juveniles are taken by the agency where the juvenile usually resides.
3. Reports of missing children under the age of twelve (12) shall **always** be titled as a Missing Person.

12.02.015

WHEN A REPORT IS REQUIRED: 07/17

1. No waiting period is required to take a report on a missing person. A report is required when a person of any age is reported missing for any period of time and falls into one or more of the following categories:
 - a. The person has disappeared under unusual circumstances that would indicate a crime may be involved.
 - b. The person has a background of mental instability.
 - c. The person is physically/medically disabled which might cause the person to be endangered.
 - d. The person has not returned from a recreational outing in a sparsely populated area.
 - e. The person is a walk away from a voluntary treatment program (Highline Mental Health, Harborview, etc.)
 - f. Juveniles under the age of twelve (12).
2. If the missing person does not meet the criteria above and the parent, guardian, relative or other responsible person still requests a report, a report should be taken unless the reason for the report is listed in section 12.02.020.

12.02.020

UNACCEPTABLE REPORTS: 01/09

Missing person reports will not be taken under the following circumstances:

1. To secure or furnish any information or evidence on which to base a divorce or any other civil action.
2. To locate persons who have overdue financial obligations.
3. To locate deserting spouses for any individual or public welfare agency.
4. To locate heirs, conduct private investigations, or deliver miscellaneous messages or letters.

12.02.025

COMMUNICATIONS CENTER: 08/09

The Communications Center shall be responsible for:

1. Completing the initial missing person report.

2. Dispatching a patrol unit to investigate.
3. Ensuring a signature of the reporting party is obtained if the missing person is eighteen (18) years or older.
4. Sending the missing person's information to the Data Unit for entering into WACIC and NCIC.

12.02.030

FIELD CONTACT: 03/19

1. Deputies will be dispatched to reports of missing persons when any criteria in section 12.02.015 are met.
2. Deputies dispatched to a missing person or lost child under the age of 12 should contact the reporting person(s) and:
 - a. Obtain and/or confirm the name and description of the missing person or lost child.
 - b. Determine where the missing person or child was last seen and how long ago.
 - c. Update the Communications Center and any other responding units.
 - d. Search the premises, including closets, under/in beds, refrigerators, freezers, crawl spaces, play areas, large containers, vehicle trunks etc. for the lost child.
 - e. Advise someone to stay home near the telephone in case the child returns and to advise the Communications Center as soon as the child has been found.
 - f. Notify school authorities for verification and assistance if the child has failed to return home from school.
3. Deputies shall complete a follow-up report to the original incident number obtaining a signature from the reporting party for any missing persons eighteen (18) years of age or older on the Missing Person Information Form (KCSO form C-210) and advise the Comm Center when that signature has been obtained. If the reporting party is unavailable, an agent for the reporting party can sign the report.
4. Deputies shall notify the on-duty supervisor if it appears a missing subject is:
 - a. Under the age of twelve (12).
 - b. Missing involuntarily.
 - c. Missing under suspicious or unusual circumstances.
 - d. Is in or appears to be in a hazardous condition or situation.
 - Includes medical emergencies.
 - e. Is a medically vulnerable person (i.e., Alzheimer's, Dementia, etc.)
5. Supervisors shall coordinate with Search and Rescue if needed and with the Communications Center if an AMBER, SILVER or ENDANGERED MISSING PERSON ALERT is needed.
6. Deputies who have located a missing person shall:
 - a. Notify the Communications Center
 - b. Verify through the Data Unit the missing person information is current.
 - c. Ensure that the subject is reasonably safe.
 - d. Make necessary transportation arrangements if subject is incapable.
7. Deputies should use discretion divulging information or whereabouts of the missing person, (e.g., the person is over eighteen (18) and does not wish to have his/her location disclosed).

12.02.035

FOLLOW-UP RESPONSIBILITIES: 01/09

The Major Crime Unit is responsible for the follow-up investigations on missing persons after the initial response by patrol.

12.03.000 PUBLIC ALERTS

12.03.005

PROCEDURES: 07/17

Deputies dispatched to an incident must verify the circumstances of the missing person or abducted child and eliminate alternative explanations before requesting an AMBER, SILVER or ENDANGERED MISSING PERSON Alert. (See GOM 12.02.030)

1. Before requesting an Alert, deputies must initiate an investigation and obtain the following **required** information.
 - a. Victim's full legal name.
 - b. Victim age.
 - c. Victim physical description (recent photo if possible).
 - d. Victim clothing description.
 - e. Victim illnesses and/or medical concerns.
 - f. Last location seen, including date and time.
 - g. Any suspect information (i.e. name, description, clothing, vehicle, direction of travel).
2. The responding deputy shall complete the Alert Request and ensure that it is immediately routed to the communication center by either email or fax.
3. Deputies will then contact the on-duty supervisor and brief them on the preceding information.
4. The on-duty Supervisor will as quickly as possible determine if using the King County Regional Alert Program protocol is appropriate and contact an on-duty commander or CDO for approval.

12.03.010

AMBER ALERTS: 07/17

1. AMBER Alert Criteria:
 - a. Victim is under eighteen (18) years of age.
 - b. Victim is not a voluntary runaway.
 - Previous history of runaway is not a sole factor for exclusion.
 - c. A risk of injury or death to the victim is present, based upon facts of the investigation and the judgment of the law enforcement agency investigators.
 - d. The incident must be reported to and investigated by the department.
 - The AMBER Alert activation should occur within 4 hours of the event, unless circumstances or the timeliness of the information warrant otherwise.
2. Examples of AMBER Alert criteria events may be:
 - a. Forced abductions.
 - b. Vehicle stolen with a child still inside
 - c. Missing child with evidence of serious crime, etc.
3. Examples of non-qualifying AMBER Alert events are:
 - a. Missing children believed to have run away.
 - b. Missing children taken by a non-custodial relative where life safety of the child is not in question.
 - c. Lost children.
 - d. Persons eighteen (18) years of age or older.
 - e. Searches for criminal suspects, (i.e. bank robber, etc.)

4. The on-duty Patrol Supervisor shall:
 - a. Advise the Major Crimes Unit Supervisor.
 - Major Crimes will begin the investigation of the missing person.
 - b. Contact a Captain or above in the chain of command or the CDO to obtain authorization to initiate a Regional AMBER Alert.
 - c. Insure that an incident report is initiated.
 - d. Insure that the King County Regional AMBER Alert Report and AMBER Alert Media Notification Script are completed and immediately faxed or transmitted to the Communications Center.
 - e. Contact the Communications Center Supervisor to verify receipt of the information and coordinate the AMBER Alert effort.
5. The Captain or above, or the CDO shall:
 - a. Be responsible for approving a Regional AMBER Alert without unnecessary delay.
 - b. Insure that the AMBER Alert meets the required criteria and that there is enough descriptive information available to believe that an immediate broadcast alert will be useful.
 - c. Consider if it is in the best interest of the victim to not issue an AMBER Alert because of confidential circumstances i.e. ransom demands.
 - d. Notify the chain of command, the CDO and the MRO as appropriate.
 - e. Following the recovery of the child and the completed investigation, provide a summary of the case to the Regional Review Committee as soon as possible, without jeopardizing the case or prosecution.
6. The Communications Center Supervisor shall:
 - a. Follow an established SOP for AMBER Alert activation and participation.
 - b. Insure documentation of AMBER Alert calls from citizens to the Communications Center by utilizing the standardized AMBER Alert Tip Sheet and forwarding the information quickly to appropriate investigators and agencies.
 - c. Notify the Emergency Alert System if the AMBER Alert is cancelled or a recovery is made.
7. The Communications Center Commander shall:
 - a. Be responsible for adherence to the AMBER alert policy.
 - b. Shall review all AMBER Alerts by the next business day following the alert implementation.
 - c. Be the liaison with the Regional Review Committee for alert reviews.

12.03.015

ENDANGERED MISSING PERSON ALERT: 07/17

1. ENDANGERED MISSING PERSON Alert Criteria:
 - a. The person is eighteen (18) years of age or older.
 - b. The person is missing under either:
 - Unexplained, involuntary or suspicious circumstances and the person is believed to be in danger because of age, health, mental or physical disability as defined in RCW 71A.10.020.
 - Is a vulnerable adult, as defined in RCW 74.34.020(17), is missing during adverse weather conditions and/or is believed to be unable to return to safety without assistance.
 - Voluntary circumstances, only if a person, due to mental disability as defined in RCW 71A.10.020(5), is in danger because of age or health, during adverse environmental or weather conditions and/or is believed to be unable to return to safety without assistance.

- c. There is enough descriptive information that could assist in the safe recovery of the missing person (photo, height, weight, age, race, hair color, hair length, eye color, any distinguishing physical characteristics, clothing worn when last seen and any vehicle information, to include color, year, make, model, license number, location last seen, etc.).
2. SILVER Alert Criteria:
 - a. The designated title “**SILVER Alert**” will be used when the endangered missing person is age 60 and over.

12.03.020

MEDIA RELATIONS: 10/02

In the event there may be a need for assistance from the media to assist in the investigation of **any** missing person, the Media Relations Officer should be notified.

12.03.025

BLUE ALERT 07/17

A Blue Alert may be activated when the investigating agency, that has primary jurisdiction or investigative responsibility over the area in which a law enforcement officer has been seriously injured or killed, believes that all of the following criteria are met:

1. BLUE Alert Criteria:
 - a. The suspect has not been apprehended.
 - b. The suspect may be a serious threat to the public.
 - c. Release of the information will not compromise the investigation.
 - d. Releasing the victim information will not improperly notify an officer’s next of kin.
 - e. Enough suspect and vehicle information (as described below) is available to disseminate to assist in apprehending the suspect.
 - Photo (if available); name, age, race, gender, height, weight, hair and eye color any distinguishing physical characteristics such as hair length, facial hair, scars, marks, tattoos, glasses, clothing description when last seen, etc.
2. Blue Alerts must be approved by the Incident Commander and or CDO.
 - a. The approving commander shall ensure that:
 - A Blue Alert Plan administrative message is sent through ACCESS (A Central Computerized Enforcement Service System). Write “BLUE Alert Advisory” in the title of the message.
 - Confirm that Washington State Patrol (WSP) Communications received the advisory administrative message.
 - Designate a point of contact to receive and disseminate any updated information regarding the suspect, the suspect’s whereabouts, and the suspect’s method of escape.
 - Call out the Media Relations Officer (MRO) to handle press inquiries. The MRO should be continually updated and encouraged to utilize the media as much as possible to receive the maximum media exposure for the case. (WSP can assist with Media)
 - If vehicle information is available, consider requesting the use of Washington State Department of Transportation (WSDOT) Variable Message Signs (VMS). Request must be routed through WSP.
 - KCSO is prepared to handle a high volume of phone calls and consider allocating additional resources for this purpose.

- Ensure that senior command is informed and updated.

3. CANCELING THE BLUE ALERT

- a. The investigating agency shall terminate the Blue Alert with respect to a particular suspect when the suspect is located or the incident is otherwise resolved, by sending another administrative message through ACCESS.
- b. The investigating agency must send a cancellation advisory press release.
 - The press release will automatically notify all alerting partners and the public, via the media, of the cancellation.
- c. The WSP will notify the WSDOT for cancellation of the VMS.

12.04.000 DOMESTIC VIOLENCE

12.04.005

INTRODUCTION: 07/01

Domestic Violence is a serious problem. Law Enforcement's goals are protecting the victim, enforcing the laws violated, and communicating that violent behavior will not be tolerated. Mandatory responsibilities are imposed on law enforcement agencies with associated hold-harmless clauses to protect police officers/deputies from both criminal and civil liabilities when they act in good faith and without malice. This policy is intended to assist deputies when handling domestic violence incidents.

12.04.010

DEPUTY'S OBLIGATIONS IN DOMESTIC VIOLENCE CALLS: 01/09

When handling domestic violence calls, deputies shall:

1. Conduct a thorough investigation, which means an investigation that allows successful prosecution regardless of the victim's availability to testify.
2. Enforce the laws violated and exercise arrest powers pursuant to RCW 10.31.100 when there is probable cause (see DV scenarios in section 075).
3. Document and gather physical evidence, if any, especially items used as weapons, letters of apology from the suspect, etc.
 - If evidence cannot be gathered, the reason why and/or efforts made shall be documented.
4. Complete an incident report, including case disposition, as required by RCW 10.99.020 and 10.99.030. The incident report shall include the Domestic Violence Supplemental Form (A-143).
 - a. If an arrest is made or charge by investigation, the probable cause shall be clearly stated in the incident report.
 - b. If an arrest is not made or no charges recommended, the reasons shall be clearly stated in the incident report (i.e., no probable cause).
 - c. Mark the incident report with "DV" and use the appropriate clearing code and hazard factor.
 - d. A signed victim statement shall be taken whenever possible, when an arrest is made or a charge recommended.
 - If the victim refuses to give a signed statement or does not wish to prosecute, the deputy shall clearly state the reason(s) why in the incident report.
 - Statements made by the victim shall be clearly documented on the DV Supplemental Form.
 - e. The following affidavit shall be added to the victim statement prior to the signature.

"I declare under penalty of perjury under the laws of the State of Washington that the foregoing is true and correct" _____

Place _____ Date _____
- f. Suspect and/or witness statements shall be taken whenever possible. At a minimum, list names, addresses, and phone numbers of witnesses. Deputies shall attempt to identify "primary" witnesses, on scene medical/fire personnel and 911 caller.
 - If written statements are not possible, verbal statements shall be documented.

5. Photographs shall be taken at every domestic violence scene where they can reasonably be expected to be of evidentiary value. If photographs should have been taken, and were not, an explanation must be provided in the incident report. When photographs are taken deputies shall:
 - a. Photograph the victims, regardless of visible injury. This may assist in victim identification at the time of trial.
 - b. Photograph the suspect to counter any later claim of visible injuries, self defense, or to document injuries involved.
 - c. Photograph the "crime scene" including evidence items that will be submitted, as well as damaged property that cannot be submitted as evidence.
 - d. Photograph any children present if possible and reasonable to do so.
 - e. Send the film to the photo lab.
 - f. Send the photographs to the appropriate CID unit on felony incidents.
6. Deputies should obtain a medical release when injuries (or possible injuries) are involved even if no treatment was obtained.
 - a. The treatment provider section should not be filled out. Information on who treated the victim and whom she/he will be going to be treated, shall be documented in the incident report.
 - b. The specific information to be released sections must be initialed by the victim as noted on the form.
7. Provide the victim with DVPA form with incident number, advise the victim of ways to prevent further abuse (i.e., shelters, community services, the VINE Program, legal remedies, etc.), as required by RCW 10.99.030 (7) and document this in the incident report.
8. Remain at the scene until the situation is under control and the likelihood of further violence has been eliminated.
 - a. Offer to arrange or provide transportation for the victim.
 - b. If one party (under a non-arrest situation) volunteers to leave, the deputy should stand by while the party gathers a **few** necessary personal items.
9. Even if charges are not recommended, forward a copy of the incident report to the prosecutor or appropriate city attorney within ten (10) days of the completion of an investigation in which there is **probable cause to believe a crime has occurred as required by RCW 10.99.030 (9)**.

12.04.015

DOMESTIC VIOLENCE CRIMES: 07/01

Domestic violence includes, but **is not limited to** the following crimes when committed by one family or household member against another: [RCW 10.99.020 (1)]

1. Assault.
2. Reckless Endangerment.
3. Drive by shooting.
4. Coercion.
5. Harassment.
6. Rape.
7. Kidnapping.
8. Unlawful imprisonment.

9. Burglary.
10. Criminal Trespass.
11. Malicious Mischief.
12. Stalking.
13. Violation of Restraining/Protection Order.
14. Interfering with reporting of Domestic Violence, (Secondary Crime).

12.04.020

ARREST REQUIREMENTS IN DOMESTIC VIOLENCE INCIDENTS: 07/17

1. Deputies shall arrest and physically book into the jail or the Youth Services Center when there is probable cause to believe that:
 - a. The suspect is at least eighteen (18) years old; and
 - b. Within the preceding four (4) hours, the suspect assaulted a "Family Household Member" as defined in RCW 10.99.020
 - c. **"Family Household Member"** means:
 - Spouse.
 - Former spouse.
 - Adult person related by blood or marriage.
 - Persons who have a child in common regardless of whether they have been married or lived together at any time in the past.
 - Adult persons who are presently residing together or who have resided together in the past.
 - Persons sixteen (16) years of age or older who are presently residing together or who have resided together in the past **and** who have or have had a dating relationship.
 - Persons sixteen (16) years of age or older with whom a **person** sixteen (16) years of age or older has or has had a dating relationship.
 - "Dating Relationship" means a social relationship of a romantic nature. Factors to consider include:
 - The length of time of the relationship.
 - The nature of the relationship; and
 - The frequency of interaction between the parties.
 - Persons who have a legal or biological parent-child relationship, including stepparents, stepchildren, grandparents and grandchildren, and
 - d. The suspect is alleged to have committed:
 - A felonious assault.
 - An assault that resulted in bodily injury (including pain or complaints of pain) to the victim, whether observable by the responding deputy(s) or not; or
 - Any physical action intended to cause another person reasonably to fear serious bodily injury or death.
- Note:** Siblings under the age of (18) eighteen do not meet the definition of "Family Household Member".
- Note:** This is a gender-free law. It applies to domestic family members, housemates or dating partners of the same or opposite sex.

2. Deputies are encouraged to arrest even if the four (4) hours have elapsed.
3. Deputies are encouraged to arrest even if the assault did not cause an injury if the arrest is necessary for the protection of a victim.
4. A threat by itself, cannot be the basis of a mandatory arrest. A threat coupled with threatening actions may be a mandatory arrest situation if the actions cause the victim to reasonably fear serious bodily injury or death. The victim's state of mind and reason of fear should be clearly documented in the incident report.
 - a. The misdemeanor charge would be Harassment.
 - b. The charge would be Felony Harassment if:
 - The person has a prior conviction in this or any other state for Harassment defined in RCW 9A.46.060, or
 - The threat is to "kill" and the threat is reasonably believed because of words or conduct, **and**
 - The suspect's current threat to kill is part of repeated words and/or conduct against the same victim constituting a pattern of harassment, and
 - The threat is to kill at a different time and place.
5. If a suspect subject to mandatory arrest, whether a misdemeanor or felony has injuries that require treatment at a hospital, the suspect shall remain in custody until booking.
 - Refer to GOM 5.01.075

12.04.025

DETERMINING THE PRIMARY AGGRESSOR: 07/01

Deputies shall attempt to arrest only the primary physical aggressor. The determination should not always be based upon who hit first. The intent of the law is to protect the victim. In making this determination, deputies should consider and thoroughly document in detail:

1. The comparative extent of injuries inflicted or serious threats creating fear of physical injury.
2. The domestic violence history between the persons involved.
3. The comparative sizes of the victim and the suspect.
4. Their own common sense when determining the primary aggressor, based on the injuries present or that one person's claim of self-defense is plausible.
5. The demeanor and excited utterances of the two parties.

12.04.030

MUTUAL ASSAULTS: 07/01

When the primary aggressor cannot be determined, deputies are discouraged, but not prohibited, from arresting or charging both persons. Factors to consider:

1. Probable cause may not exist if a legal defense, such as self-defense, is present.
2. If the deputy believes mutual assaults occurred and enforcement action is necessary to protect both victims, the deputy may arrest or charge both.
 - Deputies shall use two (2) incident numbers if arresting or charging both parties on misdemeanor charges.
3. The assaults may not be mutual if they are separated by time, distance, or degree of violence.

12.04.035

INCIDENT REPORTS: 06/11**Domestic Violence Incidents**

Deputies **shall** complete an incident report and utilize the DV Supplement for **all** domestic violence crimes or allegations of domestic violence crimes. The report should include:

1. The relationship and ages of parties involved.
2. Facts made known to the deputy that establish or fail to establish probable cause to believe a crime has been committed:
 - a. Victim's statement that he/she was scared, felt pain during and after the assault, excited utterances, direct quotes, description of demeanor, etc.
 - b. Evidence at the scene shall be described in detail, photographed and/or collected. If not, why.
 - c. Statements from witnesses.
 - If unable to take a written statement then the report shall clearly document what the witness(es) heard/saw, relationship to the incident (i.e. neighbor, friend, relative, etc.), where they may be contacted.
 - d. Who was the "primary aggressor";
 - e. Statements/admissions made by the suspect, written or verbal. Deputies:
 - Shall attempt to interview.
 - Should attempt to obtain a written statement.
 - Shall document attitude, demeanor, direct quotes/utterances.
 - Shall document Miranda rights and statements made pre/post.
 - Shall document advice of right to attorney if person is arrested.
3. Any steps taken to help ensure the victim's safety.
4. Actions the deputy(s) took to locate and arrest the suspect during the four-hour period following the assault.
5. The disposition of the case. (RCW 10.99.030 (6b)).
6. Any important miscellaneous facts:
 - a. Comparative sizes of participants.
 - b. Phone numbers where the victim might be staying. (Depending on victim safety issues, these numbers may need to be listed on a separate sheet, clearly marked "CONFIDENTIAL - DO NOT DISCLOSE.")
 - c. The victim's willingness to assist in prosecution.
 - d. Any alcohol or drug involvement.
 - e. Any prior DV related incidents and/or convictions.
 - f. Whether any children were present; their names, DOBs etc.
7. The incident report probable cause statement must contain enough information to hold the suspect or issue a warrant. If the deputy books the suspect he/she **must** attach a copy of the DV Supplement to the SIR left at the jail.
 - This is to provide victim information necessary to issue a court order.
8. Advise the victim(s) of their rights under the Domestic Violence Protection Act.
 - a. Provide the victim the DVPA Victim Rights Statement (KCSO Form #C-113)
 - b. If the alleged offense is sex crime, or a violent offense such as a felony assault, kidnapping, etc., the victim shall also be given the Violent Crime Witness/Victim Notice which is included on the backside of the DVPA form.

9. If the incident is a domestic violence crime, clear the incident with the appropriate FCR and disposition codes and use the hazard factor "9".

Non-Domestic Violence Incidents

1. If it is determined that the incident does not qualify as Domestic Violence:
 - a. An incident report shall be taken if any crime occurred.
 - b. An incident report should be taken if there was no crime but the incident is to be documented.
2. Clear the incident with the appropriate FCR, disposition code and hazard factor.
 - Hazard factor "9" should not be used.

12.04.040

MANDATORY ARRESTS FOR COURT ORDER VIOLATIONS: 09/14

1. Deputies shall arrest and book a person when the deputy has probable cause to believe that:
 - a. There is a court order issued under one of the following RCW chapters restraining the person from acts or threats of violence or restraining the person from going on the grounds of, or entering a residence, work place, school, or day care, or prohibiting a person from knowingly coming within, or knowingly remaining within a specified distance of a location, or in the case of an order issued under RCW 26.44.063, imposing any other restrictions or conditions on the person.

RCW 10.99	RCW 26.09	RCW 74.34
RCW 26.10	RCW 26.26	RCW 7.90
RCW 26.50	RCW 26.52	RCW 7.92

 - RCW 26.50.110 is the proper charge for a violation of the above orders.
 - The mandatory arrest provisions apply to any respondent named in the order. There is no age restriction.
 - b. The person has knowledge of the order; and
 - c. The person violated the terms of the order restraining the person from acts or threats of violence or restraining a person from going on the grounds of, or entering a residence, work place, school, or day care, or knowingly violating a distance provision.
 - d. Location is a specified place, not a person, on Distance Violations. Distance should be reasonable so as to allow a reasonable person to understand the prohibition and have knowledge of what would be a violation.
2. Suspects who have two or more Order Violation convictions are subject to arrest for a felony.
 - Conviction information can be obtained from DATA when verifying information on the suspect.
3. If the suspect is gone on arrival:
 - a. Deputies shall make every reasonable effort to locate and arrest the suspect. Deputy(s) actions shall be clearly stated in the incident report.
 - Deputies should arrest in non-mandatory cases if necessary for the safety of the victim.

- b. If probable cause exists for a misdemeanor, deputies shall charge through investigation and forward the incident report packet to the appropriate district/municipal court prosecutor.
- c. If probable cause exists for a felony, the deputy shall make a incident report, take statements, gather evidence and submit it for follow-up.

12.04.045

VIOLATION OF COURT ORDERS, INCIDENT REPORTS: 07/01

When writing an incident report for "violation of court orders", deputies should follow the basic guidelines of a domestic violence incident report as described in section 035. However, three (3) important pieces of information **shall be** included in the incident report:

1. The specific prohibited act(s) must clearly be stated in the narrative.
 - a. The deputy must determine what conduct is prohibited by the court order and clearly state this in the incident report.
 - b. It is not sufficient to simply state that the respondent violated the order.
2. Court Order information:
 - a. The type of order.
 - b. The Court that issued it.
 - c. Court order number, issue date and expiration date.
3. Proof of service indicating the respondent had knowledge of the order by:
 - a. Checking the victim's copy of the order.
 - b. A WACIC computer check.
 - c. Having data control verify service of the order from their copy.

12.04.050

VERIFICATION OF COURT ORDERS: 10/16

Before taking any enforcement action on court order violations, deputies need to verify the court order and its service. Deputies can verify the order even if the petitioner does not have a copy.

1. Verifying the court order can be accomplished by:
 - a. Requesting (WACIC) check using the respondent's identifiers in same manner as an outstanding warrant check.
 - b. If there is a "hit," Data Control Unit should be able to confirm the existence of the order and whether it was served.
 - c. Data Control can verify orders from other jurisdictions by checking with the other jurisdiction's Data Control Unit for verification and service.
 - d. The petitioner may have more than one court order with the same respondent. If data Control confirms an order different from the one the petitioner tells a deputy or shows a deputy, ask Data Control to check their files for additional orders.
 - e. Data Control does not have a record of the order, but the petitioner shows the deputy a certified copy and the order shows the respondent has notice (i.e., signature on the copy). If the order does not show the respondent has notice, the issuing court may be contacted to verify the order and service.

- f. If the deputy verifies the order but cannot verify service, the deputy shall serve the copy on the respondent if the respondent is present during the call under GOM 12.04.060. If the respondent is present and is served, deputies shall direct the respondent to comply with the order. If the respondent fails to comply with the order, the deputy shall enforce the order.
 - Only violations occurring after such service may be enforced.
 - g. Data Control may read the criminal legend and the restraint/exclusion terms if the petitioner does not have a copy for the officer to review.
2. Ask the petitioner for a copy of the court order (**certified copy if it's a restraining order**), and review it for acknowledgement of service.
 - a. Deputies are required to write the date, time, location of service, and their name and serial number on the back of the petitioner's copy of the order when doing a field service.
 - b. During weekday business hours, the Civil Process Unit can verify the service of the court order through a check of the issuing court.
 - c. Deputies should contact Data Control whenever there is any question about an order's existence or service.
 - d. If a deputy receives negative results with these verification methods, the order **shall not** be enforced and the petitioner should be advised to contact the attorney or issuing court handling the case.

12.04.055

COURT ORDERS IN DOMESTIC RELATIONS/VIOLENCE: 07/01

Court orders come in many forms and may be issued by the Superior Court, Juvenile Court, District & Municipal Courts, other State Jurisdictions or a Tribal Court. They contain many provisions, not all of which involve law enforcement. Each order needs to be read carefully to determine what actions need and can be taken. A suspect must have knowledge of the order before an arrest or charge can be made. A suspect is presumed to know of the order if:

- The person or person's attorney signed the order.
 - The order indicates the person or person's attorney appeared before the court.
 - There is proof of service; or
 - A deputy reads the order to the suspect or gives the suspect a certified copy of the order.
1. **No Contact Orders. (RCW Chapter 10.99)** A court issues these when a DV trial is pending or after the defendant has been found guilty. The proper charge RCW 26.50.110.
 - a. It is the Sheriff's Office policy that deputies shall arrest and book a defendant when the deputy has probable cause to believe the defendant knowingly violated the order by acts or threats of violence; by coming to the victim's residence or any other excluded residence, school, day care or work place, or going on the grounds of said locations, or by having intentional contact with the victim in the presence of the deputy, or to knowingly violate a specified distance provision.
 - If the defendant assaults or recklessly endangers the victim during the contact, it is a felony.
 - The suspect shall be booked on the felony.

- The defendant shall be booked for felony violation of the order if the deputy knows the defendant has two previous convictions for violation of a no contact order, a domestic violence protection order, a restraining order, an out-of-state or federal court order that is comparable to a Washington State no contact or protection order.
 - This is a class C felony and the prior convictions may involve the same victim or different victims.
 - b. If the defendant has contact, but does not assault or recklessly endanger the victim, it is a gross misdemeanor. The proper charge is RCW 26.50.110.
 - c. Other violations such as sending letters, phone calls or contact through a 3rd party, arrest is non-mandatory.
 - The suspect may be charged or arrested at the deputy's discretion.
 - d. If the defendant is gone on arrival and cannot be located, charges should be filed by investigation.
 - e. An arrest should be made in a non-mandatory situation if the deputy fears for the safety of the victim.
 - f. The restraining provisions of the order apply only to the respondent. The petitioner cannot:
 - Be arrested or charged with violating the order; or
 - Be arrested or charged with inviting or allowing the respondent to knowingly violate the order.
 - g. Victims should be advised that a court may issue a "No Contact Order" and they should contact the court and or DV Advocate as soon as possible for a protection order.
 - h. The following language is required in No Contact Orders. Check the Order to ascertain it has adequate warnings to inform the respondent/defendant that:
 - The violation, after notice, is a criminal offense.
 - Under certain circumstances, the violation may be a felony.
 - Under certain circumstances, the violation may be a federal offense.
 - Possession of a firearm or ammunition is prohibited while order is in effect.
 - The firearm violation may be a federal offense.
 - If the respondent/defendant is in law enforcement or the military, there must be a specific exemption listed.
 - If convicted, forbidden for life from possessing a firearm or ammunition.
 - Consent of the petitioner/victim is not a defense to a violation of the order.
2. **Orders for Protection. (RCW Chapter 26.50)** These are issued by a court when a person asks the court for one.
- a. Custodial arrest is mandatory when the defendant knows of the order and violates it by an act of or threat of violence or by going on the grounds of, or entering a residence, work place, school or a day care, from which they are restrained, knowingly violate a specified distance provision, or if the defendant is having contact with the petitioner in the deputy's presence even if the contact is voluntary.
 - A criminal legend on the order may specify what sections of the order are enforceable by police.
 - This will include contact issues when prohibited.

- b. If the act of violence is an assault or reckless endangerment during the contact, it is a felony.
 - The suspect shall be booked on the felony.
 - c. The defendant shall be booked for felony violation of the order if the deputy knows the defendant has two previous convictions for violation of a no contact order, a domestic violence protection order, a restraining order, an out-of-state or federal court order that is comparable to a Washington State no contact or protection order.
 - This is a class C felony and the prior convictions may involve the same victim or different victims.
 - d. If the suspect knowingly violates the order by threats/acts of violence, coming onto the grounds of, a residence, school, day care or work place, where they are restrained from, or to knowingly violate a specified distance provision, but does not assault or recklessly endanger, the violation is a gross misdemeanor.
 - The proper charge is RCW 26.50.110 (1).
 - e. Other violations such as sending letters, phone calls or contact through a 3rd party, arrest are non-mandatory.
 - An arrest should be made in a non-mandatory situation if the deputy fears for the safety of the victim.
 - f. If any other provision of the order for protection is violated, such as visitation hours or obtaining counseling, it is contempt of court. The victim should be told to contact the issuing court and victim advocate.
 - No criminal action should be taken.
 - g. The restraining provisions of the order apply only to the respondent. The petitioner cannot:
 - Be arrested or charged with violating the order; or
 - Be arrested or charged with inviting or allowing the respondent to knowingly violate the order.
3. **Restraining Orders. (RCW Chapter 26.09, 26.10, 26.26)** These are issued by a Superior Court during a dissolution of marriage, during a child custody dispute or as the result of a paternity suit. They may or may not have been domestic violence in the relationship. If the order is violated, it is domestic violence. **A criminal legend must appear on the order or it is not enforceable by police.**
- a. Arrest is mandatory when the defendant knowingly violates the provisions restraining the person from acts or threats of violence or of a provision restraining the person from going on the grounds of, or entering residence, work place, school or day care, or to violate a specified distance provision. This is a gross misdemeanor violation.
 - Proper charging is RCW 26.50.110.
 - b. The defendant shall be booked for a felony violation of the order if the violation involves an assault or reckless endangerment during the contact, or if the deputy knows the defendant has two previous convictions for violation of similar type orders.

- c. The only **criminal** violation of a Restraining Order that can be enforced by police, regardless of wording on the order to the contrary are the restraint provisions prohibiting: an act or threat of violence, or by going on the grounds of, or entering residence, work place, school, or day care, or to knowingly violate a specific distance provision.
 - Mere contact cannot be a criminal violation of a Restraining Order.
 - d. If any other provision of the order is violated, such as visitation hours or dividing property, it is a contempt of court.
 - The victim should be told to contact the issuing court and his/her attorney.
 - If one party needs further protection from the other, an Order for Protection may be appropriate.
 - e. These orders may be mutual. In some cases, the restraining and exclusionary provisions may apply to both parties. Review the order carefully to see what boxes are checked.
4. **Foreign Protection Orders (RCW 26.52)**
- a. A mandatory arrest shall be made for violation of these orders. Deputies shall arrest and book a person when there is probable cause to believe that:
 - There is a valid injunction or other court order related to domestic or family violence, harassment, sexual abuse or stalking issued by a court of another state, territory, or possession of the United States, the Commonwealth of Puerto Rico, or the District of Columbia, or any United States military tribunal or a tribal court in a civil or criminal. action; and
 - The person restrained knows of the order; and
 - The order has not expired.
 - b. The person violated a provision prohibiting the person under restraint from:
 - Contacting or communicating with any person entitled to protection under the order, or
 - Excluding the person under restraint from a residence, work place, school, or day care of any person entitled to protection under the order, or knowingly violates a specific distance provision.
 - Acts or threats of violence against any person entitled to protection under the order, or
 - Violating any provision that the foreign protection order specifically designates as a crime.
 - c. The offense need not be committed in the deputy's presence.
 - d. The violation is a class C felony if:
 - Violation of Foreign Order involves an assault not amounting to Assault I or 2;
 - Crimes of Assault I or 2, should be referred in addition to the Foreign Order Violation.
 - Violation of Foreign Order is reckless and creates a substantial risk of death or serious physical injury to another person; or
 - Offender has two or more prior convictions for violating the provisions of a domestic violence protection order or no contact order in this or any other state (does not have to be the same victim).
 - e. All other violations of these orders are Gross Misdemeanors.
 - The proper charge is RCW 26.50.110.

- f. Before taking any enforcement action on a foreign court order violation, deputies need to verify the court order and its service. The order may be valid even if it is not in WACIC, so other steps might need to be taken, see section 050.
- A foreign protection order is valid if it has not expired and the issuing court had jurisdiction over the parties and matter under the law of that jurisdiction.
 - There is a presumption in favor of validity where an order appears authentic on its face.
 - The petitioner may, but need not file the foreign order with a Washington State court to ensure validation.
 - Victims should be encouraged to file their foreign orders if address/location of the victim is not confidential, and informed there is no cost for the filing fee.
 - If the order has not been served/respondent does not have knowledge of the order, then he/she shall be served in accordance with section 060.
- g. Foreign orders may not change child custody, these matters must be handled judicially. Deputies shall not remove a child from his or her current placement unless:
- A writ of habeas corpus has been issued by a Washington State Superior Court. All writs shall be referred to the Child Find Unit (GOM 12.01.000); or
 - There is probable cause to believe that the child is abused or neglected and the child would be injured or could not be taken into custody if it were necessary to first obtain a court order pursuant to RCW 13.34.050.
- h. Deputies investigating violations of foreign protection orders will likely find additional violations of local or State laws by the suspect, such as: stalking, harassment and other domestic violence related crimes.
- Deputies shall continue to take the appropriate actions and follow arrest procedures regarding these crimes, as well as enforce foreign orders.
5. **Other Specified Orders.** Data may not have a record of these orders.
- a. **Child Physical/Sexual Abuse Orders.** Arrest is mandatory for **any** violation of this order.
- The violation is a misdemeanor.
 - The proper charge is RCW 26.44.063 (8).
- b. **Orders for Anti-Harassment.** These are issued by the court when requested and are not Domestic Violence Orders. The respondent may or may not know of the order. Any willful violation of an anti-harassment order is a gross misdemeanor.
- An assault or reckless endangerment does not make it a felony.
 - Deputies may make a custodial arrest without warrant when the deputy has probable cause to believe the respondent knew of the order and knowingly violated the terms of the order RCW 10.31.100 (2)(a).
 - The proper charge is RCW 10.14.170.

- If deputies determine the respondent did not know about the order, deputies shall make reasonable efforts to obtain a copy of the order from the petitioner and serve it on the respondent during the investigation. [RCW 10.14.115 (2)].
 - If the petitioner has a copy, take it and make a reasonable effort to serve.
 - If the petitioner does not have a copy, the deputy should ask the petitioner to get a copy and request service through the Civil Unit.
 - Criminal enforcement may only be taken for violations occurring after the suspect has notice of the order.
- c. **Orders Prohibiting or Restricting Contact.** Orders issued under RCW 9A.46.080 (Harassment Statute) are not Domestic Violence and carry no mandatory provisions.
- d. **Standby Orders:** These provisions, in Protection or No Contact Orders, allow one party to go to a shared residence to obtain personal or other specified items. Because of other prohibitions in the order, law enforcement is usually directed to provide standby assistance.
 - The person requesting the standby must do so through Communications.
 - The other party should be contacted by Communications or the deputy prior to the standby.
 - Both parties should be present during the standby, but one party may elect not to be present, but may elect to have a representative there.
 - Both parties shall be told that only one standby is allowed and any arguments will end the standby.
 - Deputies shall write their name, serial number, and date/time of standby on both parties' copies of the order.
 - If one party does not have a copy of the order, the deputy shall put the above information on a business card.
 - Notify Data Control when the standby is completed.
 - Deputies are not required to standby for extended periods of time.
 - Deputies are not required to provide civil standbys for either party under unsafe conditions.
 - Unless unusual circumstances require it, standbys should not be conducted between 2200 hours and 0700 hours.
 - Deputies shall not use force or threat of arrest in order to facilitate the transfer of property listed in the order.

12.04.060

FIELD SERVICE OF COURT ORDERS: 12/16

1. In general, the Civil Unit serves civil process including civil court orders. However, if responding to an alleged violation of a civil protection order which has not yet been served, and the deputy is provided with a copy of the order and the respondent is present, the deputy shall serve a copy of the order, and if available, the accompanying petition.
 - a. Deputies shall serve the protection order even if the order is not yet in WACIC or the order is from another Washington State jurisdiction for service in King County.
 - b. If the respondent is GOA, the deputy shall make a reasonable effort to locate and serve a copy of the order on the respondent.
2. Absence of number 1 above, patrol deputies must have prior approval from the Civil Unit to serve any other civil court order.

3. When serving court orders, deputies may be provided with a packet which could contain:
 - a. A Temporary Order for Protection and Notice of Hearing.
 - b. A Petition for Order of Protection.
 - c. Permanent Order for Protection.
 - d. Order to Surrender Weapons.
 - e. Re-issuance of Temporary Order for Protection with a copy of the original Temporary Order for Protection.
 - f. Law Enforcement Information Sheet; and
 - g. Return of Service.
4. Upon receipt of the protection order packet, deputies shall:
 - a. Review the LAW ENFORCEMENT INFORMATION SHEET for **officer safety** and physical description information.
 - b. Run a computer check through WACIC to determine whether the order has already been served and to check for outstanding warrants, hazard flags, etc.
 - c. Check the date on the Temporary Order for Protection to ensure the order has a judicial signature and the hearing date has not expired. If the hearing date has expired, or the order is not signed, tell the petitioner to contact the court advocate to restart the process.
 - **Do not serve expired or unsigned papers.**
 - d. Check the Permanent Order for Protection to ensure the order has a judicial signature and has not expired. The effective date is on page 2 of the order above the judicial signature.
5. Serving the Protection Order:
 - a. Ask the respondent for identification to verify identifiers. Correct or fill in any omissions on the LAW ENFORCEMENT INFORMATION SHEET.
 - b. Give the respondent, in person, copies of:
 - The Order(s).
 - The Petition.
 - c. **Do not give the respondent:**
 - The Law Enforcement Information Sheet.
 - The Motion and Order for Waiver of Fees; and
 - The Return of Service Form.
 - d. Read or point out to the respondent the prohibited/required provisions, the hearing date, and the criminal sanctions for violations of the order.
6. When serving a **permanent** or **full** Order for Protection, there will be no petition or notice of hearing in the service package.
 - The Order itself is all that is served.
7. When serving a **temporary** order in the field, the deputy might not have all the documents that would ordinarily be in the packet.
 - a. The deputy shall serve the temporary order even if other documents are not available for service.
 - b. Upon the service of the temporary order, the deputy shall order the respondent to comply with the order or face enforcement of the order.

8. After Serving the Protection Order:
 - a. Note on the petitioner's copy (if not used as the service copy) the date, time and location of service, your name, department and P/S number, and leave this with the petitioner.
 - If the petitioner's copy had to be served, put this information, plus the court, cause number, type of order, and issue date on a business card and leave it with the petitioner.
 - Encourage the petitioner to obtain another certified copy from the issuing court.
 - b. Immediately following service, scan and email the completed Domestic Violence Return of Service Form (KCSO Form A-144) <http://training/Forms/docs/A-144.pdf> to Data Control and the Civil Unit. The information contained in the form is needed for the order to be enforced. Be sure to obtain this information during service.
 - When email is available send the form to KCSO.Data@kingcounty.gov and civil.kcso@kingcounty.gov
 - When email is not available the information on the form will be phoned to DATA (206) 296-0970 and the Return of Service (A-144) will be faxed to the Civil Unit at (206) 263-2600.
 - c. When Data Control has been given all necessary information, you may use the Domestic Violence Return of Service form if the protected party did not provide one. Fill in the Return of Service form completely, check off the title of all documents served, fill in the service address, the date and sign.
 - d. Send the following to the Civil Unit as soon as possible:
 - Law Enforcement Information Sheet.
 - Completed and signed Return of Service.
 - e. Shift Supervisors shall review the packets for proper service/completion prior to forwarding to the Civil Unit.

12.04.065

CHILDREN AND DOMESTIC VIOLENCE: 07/01

If a deputy determines that a child has been assaulted, abused or neglected, the deputy should refer to GOM 12.00.040.

1. The following actions are presumed unreasonable when used to correct or restrain a child (RCW 9A 16.100):
 - a. Throwing, kicking, burning or cutting the child.
 - b. Striking the child with a closed fist.
 - c. Shaking a child under the age of three.
 - d. Interfering with a child's breathing.
 - e. Threatening a child with a deadly weapon; or
 - f. Doing any other act that is likely to cause and which does cause bodily harm greater than transient pain or minor temporary marks.
2. The age, size and condition of the child and the location of the injury shall be considered when determining whether the bodily harm is reasonable or moderate. This list is illustrative of unreasonable actions and is not intended to be exclusive. (RCW 9A.16.100)

12.04.070

COURT ORDERS AND CHILD CUSTODY ISSUES: 07/01

An order for protection can direct deputies to assist the petitioner to regain custody of children. Other court orders do the same.

1. **Orders for Protection** only establish temporary custody of children.
 - a. Deputies may accompany the petitioner and **request** the voluntary custody transfer of a child or children from whoever may have custody, but the child or children **shall not** be forcibly removed from anyone solely on the authority of a protection order.
 - If the custody of the child or children is/are not transferred from whoever has custody, an informational incident report, titled Custodial Interference, shall be written and forwarded to the Child Find Unit.
 - b. A deputy may take a child or children into custody without a court order if there is probable cause to believe that the child or children is/are abused or neglected, and/or that the child or children would be physically or sexually injured.
 - If the child or children is/are taken into protective custody, the child or children shall be delivered to a Child Protective Services (CPS) facility and an incident report shall be written.
 - The report should include the allegations of the petitioning party, statements or concerns of the respondent and any knowledge the deputy might have relative to the welfare of the child or children.
 - Complete the Notification of Removal Form (KCSO B-136).
 - The child or children shall be placed with Child Protective Services pending a court hearing.
 - c. Usually, the petitioning parent is the sole protected party and the residential status of the children is treated as a separate issue. However, if the court takes the additional step of listing the child or children as one of the "**protected persons**", in effect, an additional petitioner, our department's obligation changes.
 - d. If the order is Temporary, the Court has only heard one side of the issue. This raises the additional concern that a change in custody might not be in the child's or children's best interests. If the child or children are named as a petitioner in a Temporary Protection Order:
 - Deputy should accompany the parent petitioner and request the parties to agree to the order. If they do not, then the deputy should ask whether they can agree on a third party to take custody of the child or children. The parties may be able to agree upon a relative or other acceptable adult to be responsible for the child or children pending the final order of the court.
 - If the parties do not agree, CPS should be contacted.
 - If the child(ren) are taken into protective custody due to no other reasonable alternative, the "Notification of Removal of Children" form B-136 shall be completed documenting the reason for removal/ placement with CPS. This would include the provisions of the court order and refusal by the parents to agree on custody and/or any allegations of possible abuse or safety concerns for the child(ren).

- e. If the respondent has a child or children named as a protected party in their custody and a valid permanent order mandates no contact with that child or children, the restraint provisions shall be enforced in accordance with state law and department policy. The "protected" child or children must be afforded the same protection as the petitioner.
 - If the respondent knowingly refuses to comply with the order and violates the restraint provisions a **mandatory arrest** is called for. A forced or coerced transfer of custody of the child or children shall not be made (refer to section 070 [2] below) as a result of the respondent's arrest.
 - By naming the child or children as a protected party, the petitioner has asserted that the child or children is "at risk" (RCW 26.44.050) with the respondent parent; that an issue of physical abuse or extreme neglect possibly exists.
 - f. The deputy shall follow the report requirements as documented in see section 045 for any court order violation occurring.
2. A **Writ of Habeas Corpus** and a warrant are needed before Child Find Detectives can forcefully remove or demand the release of any children held in someone's custody.
 - a. The Sheriff's representative is the only person allowed to serve a Writ of Habeas Corpus.
 - b. All Writs of Habeas Corpus involving child custody **must** be referred to the Child Find Unit (Refer to GOM 12.01.000).
 - c. The Child Find Detective is responsible for the writ's service and any subsequent investigation.
 - Any unauthorized actions on the part of the petitioner and/or family, attorneys, deputies, etc. could result in the writ being quashed or punitive action taken against the interfering party.

12.04.075

DOMESTIC VIOLENCE SCENARIOS: 07/17

EXAMPLE 1:

Boyfriend pushes his girlfriend with his hand and she suffers no injuries. Boyfriend destroys an expensive vase belonging to girlfriend's new roommate by kicking it down the stairs. As the boyfriend leaves, kicks out the glass in the sliding door. Boyfriend and girlfriend no longer live together, but did live together in the past. Deputies locate the boyfriend within one hour of the incident.

Is this a domestic violence incident?

Yes, they have lived together in the past. (RCW 10.99.020)

Is this a mandatory arrest situation?

No, although this may be considered an assault, not every assault requires a mandatory arrest. There is no "bodily injury" (pain) or complaint of pain, by the girlfriend and no "threat of serious bodily injury or death" [RCW 10.31.100(2)(c)].

Discretionary arrest?

Yes, under RCW 10.31.100 (2) (c) deputies have discretion to arrest the boyfriend for Assault in the Fourth Degree DV (girlfriend) and for Malicious Mischief DV (damage to door of the residence). The deputy also has the discretion to arrest for Malicious Mischief non-DV (damage to the roommate's expensive vase), if the roommate is willing to assist in prosecution. An Incident Report must be taken and forwarded to the appropriate prosecutor in accordance with RCW 10.99.030 (9).

EXAMPLE 2:

A father, in an act of discipline, strikes his 7 year old son in the buttocks with an open hand, causing no injury. A neighbor witnesses this and calls the police to investigate. The father says that he reasonably disciplined his son for not feeding the family dog and then lying about it. The father continues to yell at his son in front of the deputies.

Is this domestic violence?

No. Although the relationship qualifies, a crime did not occur, as this is reasonable discipline allowed under, RCW 9A.16.100.

Is this a mandatory arrest situation?

No, see above answer. [RCW 10.31.100(2)(c)]

Discretionary arrest?

No, this is reasonable parental discipline (RCW 9A.16.100).

King County Sheriff recommendation?

Counsel the father so the situation does not escalate into an assault or child abuse.

EXAMPLE 3:

Husband and wife are in a loud argument over husband's drinking. The wife becomes frustrated and slaps the husband across the face leaving a red mark. The husband then punches the wife in the right eye and nose. A neighbor calls the police. When deputies arrive they see that the wife has a swollen, bruised eye and a bloody nose, and the husband has a slight red mark on his face.

Is this domestic violence?

Yes, both are related by marriage. (RCW 10.99.020)

Is this a mandatory arrest situation?

Yes, even though the wife started the physical fight, and there were mutual assaults, the husband inflicted the more severe injuries. Therefore the husband is the primary aggressor and subject to arrest. [RCW 10.31.100 (2)(c)] When the deputy has probable cause that spouses, former spouses, or other persons who reside together have assaulted each other, the deputy is not required to arrest both persons. The deputy shall arrest the person whom the deputy believes to be the primary aggressor. See section 035.

EXAMPLE 4:

Husband and wife are living together, and are arguing over finances. The wife, in anger, throws a large glass at the husband hitting him in the forehead. He starts bleeding like a stuck pig. The wife calls 911 for medical assistance. The medics arrive and say that the husband needs eight stitches. Deputies arrive and are told what happened and the wife said that she did not intend to hit her husband with the glass. This is the first D.V. call to the residence and the husband does not want the wife arrested.

Is this domestic violence?

Yes, both are related by marriage. (RCW 10.99.020)

Is this a mandatory arrest situation?

Yes, this is a felony assault in the third degree [RCW 9A.36.031 (d)], because the wife negligently caused bodily injury with a weapon or item likely to produce bodily harm. If the glass missed the husband and no injury resulted, the wife could be arrested for reckless endangerment. An arrest for reckless endangerment would be mandatory if the wife intended to cause the husband to fear great bodily injury or death, even if the glass missed the husband. RCW 10.31.100(2)(c).

EXAMPLE 5:

A married couple who reside at the same residence are having an argument over money. The argument is loud enough for a neighbor to hear and the neighbor calls the police. When the deputies arrive the wife tells them that the husband pushed her with both hands. The husband denies pushing the wife. There are no visible injuries, and the wife is not complaining of any pain. No threats were made by either person. There is a D.V. incident that occurred six months ago where the husband was arrested for assault.

Is this domestic violence?

Yes, a crime has been alleged and the parties are married and live together.

Is this a mandatory arrest situation?

No, there is no probable cause to believe that an assault was committed. If there were probable cause to believe an assault had occurred, it would be a non-mandatory arrest because there is no bodily injury, no threats, and no physical action intended to cause a reasonable fear of serious bodily injury or death.

King County Sheriff Recommendation

Deputies shall document the incident in an incident report because a crime was alleged. If the couple had a verbal argument only and did not report or allege any crime, this would not be a crime or domestic violence. In that event, an incident report is recommended, but not mandatory. If an incident report is taken, forward a copy to the appropriate prosecutor for review.

EXAMPLE 6:

Adult mother and 16 year old son live together. Mother grounds son. An argument ensues and the son slaps the mother across the face causing pain and slight bruising. Mother calls the police. The deputies arrive and question the son who admits slapping his mother an hour earlier.

Is this domestic violence?

Yes. The suspect has assaulted a Family Household Member as defined in RCW 10.99.020.

Is this a mandatory arrest situation?

No. The suspect is 16.

EXAMPLE 7:

A husband and wife are arguing, and in a rage, the husband smashes the television set they received for their fifth wedding anniversary. He then takes the wife's wedding ring and leaves the house.

Is this domestic violence?

Yes, they are married (RCW 10.99.020).

Is this a mandatory arrest situation?

No, there was no assault nor did the husband do anything to cause the wife to reasonably fear bodily injury or death.

King County Sheriff Recommendation

The crime of Malicious Mischief DV was committed to community property (television). Deputies may charge or make a discretionary arrest for Malicious Mischief DV. The husband cannot be charged or arrested for taking the wedding ring because a person cannot steal community property.

EXAMPLE 8:

An adult woman is attending a Mariner's game at the SAFECO Field. At the beer stand she runs into her "good-for-nothing" former son-in-law. He divorced her daughter five years ago. She begins to argue with him about some unfinished business then slugs him in the nose with a closed fist. Police are summoned. Your investigation reveals that they have never lived together in the same household.

Is this domestic violence?

No. Former son-in-laws are not included in the list of "Family Household Members" found in RCW 10.99.020.

Is this a mandatory arrest situation?

No. See above answer and RCW 10.31.100(2)(c).

King County Sheriff Recommendation

The deputy should document the assault in an Incident Report. The woman may be charged or booked for Assault Fourth Degree (non DV).

EXAMPLE 9:

You are called to a local high school to investigate a fight that occurred yesterday between two students. Your investigation reveals that the 16 year old male suspect got into an argument with the 15 year old victim in the lunchroom, then threw a plastic lunch tray at her, hitting her in the back as she walked away. She is not injured and she said that it did not hurt. You also learn that she had the suspect's child several months ago.

Is this domestic violence?

Yes. The suspect and victim have a child in common. The age does not matter. RCW 10.99.020

Is this a mandatory arrest situation?

No. The incident did not occur within the previous four hours and did not meet the criteria for a mandatory D.V. assault arrest under RCW 10.31.100(2)(c).

King County Sheriff Recommendation

You should document the assault in an Incident Report. You may arrest the juvenile for Assault Fourth Degree. You must send a copy of the report to Juvenile Court for review. RCW 10.99.030 (9)

EXAMPLE 10:

The parents of a six-year old girl call the police to report that the girl's grandfather burned her on the arm as punishment for playing with matches. You find that the girl has two first degree burn marks on her arm. She says that her grandfather did it. The parents will be taking the child to the hospital. This occurred at the grandparent's house three hours earlier.

Is this domestic violence?

Yes. Grandparent/grandchildren relationships are D.V. (RCW 10.99.020)

Is this a mandatory arrest situation?

Yes. The incident occurred less than four hours ago. Burning a child is not reasonable discipline under RCW 9A.16.100. The suspect should be booked for Investigation Assault. The Incident Report should be titled "Child Abuse," with a (9) Hazard Factor.

EXAMPLE 11:

You are dispatched to a neighborhood noise dispute. The person complains that his neighbor is making too much noise with a stereo. You run the names of the person who complained and the neighbor. You find that the neighbor is clear, but the complainant is under a valid served No Contact Order restraining him from contacting his girlfriend and excluding him from the home to which you responded. The girlfriend is not present; he says she is gone for a week and asked him to watch the house during her absence.

Is this domestic violence?

Yes. It is a violation of the No Contact Order.

Is this a mandatory arrest situation?

Yes, because the suspect violated the order by coming to the home. It does not matter that the petitioner agreed to or invited the violation. It is also mandatory because the violation occurred in your presence. The "victim" is the court, not the petitioner.

EXAMPLE 12:

Two students, both over 16, attend the same high school. They dated in junior high while both were under 16. The female has obtained a Protection Order against the male. The principal has assigned both students the same lunch period. When the female sees the male, she complains, showing the un-served order.

Is this domestic violence?

Yes. The parties have a past dating relationship and a court order. It does not matter that they were under 16 when they dated or that they never lived together.

Is this a mandatory arrest situation?

No. The respondent has not been served and has no notice of the order.

King County Sheriff Recommendation

The deputy should serve a copy of the order and mark on the female's copy that the order was served. The deputy should then escort the male away from the school. If the male refuses to leave, the deputy shall arrest him for knowingly violating the order. RCW 10.31.100(2)(a).

EXAMPLE 13:

You respond to a drug store on a shoplifting complaint. You take custody of two suspects from store security. Upon running their names, you learn there are no warrants or court orders. While searching the male incident to arrest, you discover a No Contact Order restraining him from any contact with the female suspect. The female explains the order was issued last week, but they worked out their problems.

Is this domestic violence?

Yes. There is a No Contact Order and they are boyfriend and girlfriend.

Is this a mandatory arrest situation?

Yes. Although the order is not in the computer, the suspect is aware of the order because he has a copy on his person. The contact, although agreed, occurs in your presence. You must book the suspect on the order violation besides any theft charges.

EXAMPLE 14:

You respond to a high school on a report of an assault. You meet with the 17 year old female who tells you her 17 year old boyfriend had grabbed her arm during an argument about two hours ago. There appears to be minor bruising and she did state it caused pain. You are told they have been dating as boyfriend and girlfriend for about a month.

Is this domestic violence?

Yes. It is clear that they are in a dating relationship.

Is this a mandatory arrest situation?

No. The definition of "family or household member" includes the dating relationship and the assault took place less than four hours prior. The definition of dating relationship is designed to cover such boyfriend and girlfriend relationships, however, because the boyfriend is 17 years old, an arrest is not mandatory.

EXAMPLE 15:

You respond to a residence on a report of an assault. You meet with the complainant who states that her two sons, 15 and 17 years old were involved in a fight. The 17-year-old tells you his brother hit him in the face several times during an argument. There are some minor abrasions on his face. The 15-year-old admits to the fight. The 17-year-old states he does not want to prosecute.

Is this domestic violence?

No. Per the "Family or household members" definition in RCW 10.99.020, they are not adults related by blood, or adults residing or having resided together.

Is this a mandatory arrest situation?

No. This does not meet the definition for "Family or household member" and does not meet the criteria for mandatory arrest under RCW 10.31.100 (2)(c).

King County Sheriff Recommendation:

Deputies should document the assault in an Incident Report and forward a copy to the Prosecutor's Office, Juvenile Division for information review.

Comparison of Civil Safety Orders for Washington State

Many Tribal Courts have similar civil and criminal court orders. Check with your local Tribal Court for details.

SEXUAL ASSAULT PROTECTION ORDER (SAPO) RCW 7.90		DOMESTIC VIOLENCE PROTECTION ORDER (DVPO) RCW 26.50	
Who may obtain order?	A person who does not qualify for a domestic violence protection order, and is a victim of nonconsensual sexual conduct or nonconsensual sexual penetration, including a single incident, may petition for a civil order. Minors under age of 16 with parent or guardian. Court may appoint a guardian ad litem for either petitioner or respondent at no cost to either party.	Who may obtain order?	A person who fears violence from a “family or household member” (RCW 10.99.020), or who has been the victim of physical harm or fears imminent physical harm, or stalking from a “family or household member” (includes dating relationships). Petitioners 13 or older in a dating relationship with a Respondent 16 or older; minors aged 13-15 with a parent, guardian, guardian ad litem, or next friend.
What can order do?	Restrain contact directly or through third parties; exclude from home/work/school; “keep away”; other injunctive relief	What can order do?	Prohibit contact of any kind; remove abuser from shared residence; order temporary custody and visitation schedule; order abuser into treatment; surrender firearms
Cost to Petitioner	No filing or service fees.	Cost to Petitioner	No filing or service fees.
Consequences if order is knowingly violated	Mandatory arrest for violating restraint and exclusion provisions. Possible criminal charges or contempt. Class C felony if assault or reckless endangerment, otherwise Gross Misdemeanor.	Consequences if order is knowingly violated	Mandatory arrest for violating restraint and exclusion provisions. Possible criminal charges or contempt. Class C felony if assault or reckless endangerment, otherwise Gross Misdemeanor.
Maximum duration of order	<ul style="list-style-type: none"> • Temporary civil SAPO–14 days with service. • Full civil SAPO–Designated by court up to two years. 	Maximum duration of order	<ul style="list-style-type: none"> • TPO–14 days with service. • TPO–24 days certified mail or with service by publication. • PO–Designated by court: 1 year or permanent.

Comparison of Civil Safety Orders for Washington State

Many Tribal Courts have similar civil and criminal court orders. Check with your local Tribal Court for details.

CRIMINAL NO-CONTACT ORDER (NCO) RCW 10.99	
Who may obtain order?	Incident must have been reported to the police. Criminal charges must be pending. Judge must consider issuance pending release of defendant from jail, at time of arraignment, and at sentencing.
What can order do?	Prohibit contact of any kind; prohibit defendant from knowingly coming within certain distance of specified locations. Order can also be a condition of a sentence.
Cost to Petitioner	None.
Consequences if order is knowingly violated	Mandatory arrest. Release pending trial may be revoked. Additional criminal or contempt charges may be filed. Felony if any assault, reckless endangerment or drive-by-shooting, otherwise Gross Misdemeanor.
Maximum duration of order	Until trial and sentencing are concluded. Post-sentencing provision lasts for possible maximum of sentence in Superior Court. In District or Municipal court, for a fixed period not to exceed 5 years.

RESTRAINING ORDER (RO) RCW 26.09, 26.10, 26.26	
Who may obtain order?	Petitioner who is married to respondent or has child in common.
What can order do?	Refrain from disturbing the peace, harming, molesting, assaulting or stalking; “stay away” from specified locations. May also contain financial restraints.
Cost to Petitioner	Same as dissolution. Filing fee waived if indigent per GR 34.
Consequences if order is knowingly violated	Mandatory arrest. Gross Misdemeanor. Possible criminal charges or contempt.
Maximum duration of order	<ul style="list-style-type: none"> • TRO–14 days. • Preliminary injunction–dependency of action. • RO in final decree–permanent unless modified.

Comparison of Civil Safety Orders for Washington State

Many Tribal Courts have similar civil and criminal court orders. Check with your local Tribal Court for details.

ANTI-HARASSMENT ORDER (AHPO) RCW 10.14		VULNERABLE ADULT PROTECTION ORDER (VAPO) RCW 74.34	
Who may obtain order?	A person who does not qualify for a domestic violence protection order, and who has been seriously alarmed, annoyed or harassed by a conduct which serves no legitimate or lawful purpose. Parties generally are not married, have not lived together, and have no children in common.	Who may obtain order?	A vulnerable adult, or an interested person on behalf of a vulnerable adult, who has been abandoned, abused, subject to financial exploitation, or neglect or threat thereof. The Department of Social and Health Services may also obtain an order on behalf of a vulnerable adult.
What can order do?	Prohibit harassment and contact of any kind; restrain party from coming within a specific distance of home/work/school.	What can order do?	Restrain from physical harm; restrain from committing/threatening abandonment, personal exploitation, improper use of restraints, financial exploitation; no contact; exclude from dwelling.
Cost to Petitioner	No filing or service fees for stalking, sexual assault or domestic violence victims.	Cost to Petitioner	No service or filing fees.
Consequences if order is knowingly violated	Gross Misdemeanor. Discretionary arrest with possible criminal charges or contempt.	Consequences if order is knowingly violated	Mandatory arrest for violating restraint and exclusion provisions. Possible criminal charges or contempt. Class C felony if assault or reckless endangerment, otherwise Gross Misdemeanor.
Maximum duration of order	TAHO–14 days. TAHO–24 days certified mail or with service by publication. AHO–1 year or permanent.	Maximum duration of order	TVAPO–14 days with personal service. TVAPO–24 days certified mail or with service by publication. VAPO–Designated by court, for a fixed period not to exceed 5 years.

Comparison of Civil Safety Orders for Washington State

Many Tribal Courts have similar civil and criminal court orders. Check with your local Tribal Court for details.

STALKING PROTECTION ORDER (STPO) RCW 7.92.030		EXTREME RISK PROTECTION ORDER (ERPO) RCW TITLE 7, NEW SECTION	
Who may obtain order?	A person who does not qualify for a domestic violence protection order, and is a victim of any stalking conduct. Petitioner 16 may file (not required to have a guardian or next friend). Parent or guardian may petition on behalf of any minor, including minors 16 or 17. Interested person may petition on behalf of vulnerable adult. Court may appoint a guardian ad litem for either petitioner or respondent. If Respondent is 15 or younger and not emancipated, a guardian ad litem must be appointed.	Who may obtain order?	Family or household member; law enforcement officer or agency Allege in sworn affidavit that respondent poses a significant danger of causing personal injury to self or others by possessing firearm
What can order do?	No contact with petitioner by any means; prohibit surveillance; exclude from home/work/school; “stay away” from petitioner	What can order do?	Order respondent to surrender a firearm to law enforcement, surrender CLP; order respondent not to have weapon in custody or control or attempt to purchase firearm. Law enforcement officer serving order shall request respondent surrender weapons.
Cost to Petitioner	No filing or service fees.	Cost to Petitioner	No fees for filing or service
Consequences if order is knowingly violated	Mandatory arrest for violating restraint and exclusion provisions. Possible criminal charges or contempt. Class C felony if assault or reckless endangerment otherwise Gross Misdemeanor.	Consequences if order is knowingly violated	Gross misdemeanor; if two or more previous convictions Class C felony; prohibited from owning firearm for 5 years.
Maximum duration of Order	<ul style="list-style-type: none"> • TSTPO: 14 days • STOP: fixed time period or permanent 	Maximum duration of Order	<ul style="list-style-type: none"> • TERPO: 14 days • ERPO: 1 year

12.05.000 RESPONDING TO SCHOOL EMERGENCIES

12.05.005

INTRODUCTION: 05/04

Even though schools are one of the safest places for our children to be, emergencies can occur on or near school campuses. In recent years there have been several violent incidents within school systems across the nation. With that in mind, we have taken the following steps to make our responses to schools safer, more effective and efficient.

12.05.010

RESPONDING TO THE SCHOOL: 05/04

1. Deputies responding to a school emergency should check the school response in MAPS.
2. Deputies responding to a school incident shall select the appropriate code response and shall modify their response depending on the circumstances (e.g., false alarm, injured persons, etc.).
3. If the school incident is reported to be false, deputies shall:
 - a. Receive the description of a representative of the school who will meet them outside the school where the deputy will briefly interview them.
 - b. After at least one additional unit arrives, escort the representative back into the school to ensure the incident is false.
 - c. Notify the dispatcher by phone that the incident is false.
 - d. Do not secure additional units until the deputy exits the school.
4. **If a school incident is in progress and requires an Active Shooter response, notify the on duty supervisor and ensure the guidelines in GOM 11.14.000 are followed.**
5. If a school incident is in progress, (intruder, person with a weapon etc.) deputies shall meet with a school representative (secretary, VP etc.), or the School Resource Officer in a safe location.
 - a. Deputies should receive a security packet from the school representative containing the following:
 - Master keys to the school.
 - Floor map of the building.
 - Radio and/or cellular telephone number of faculty personnel.
 - Name/ Names of Command post representative for school.
 - b. Deputies shall:
 - Attempt to determine where the suspect is located and obtain a description,
 - Determine what precautions the school has taken, i.e., lockdown, announcements, staff contact with subject, etc.
 - Take appropriate steps to locate, contact and/or take the intruder into custody.
 - Upon securing the scene and/or taking the intruder into custody:
 - Conduct the primary investigation.
 - Complete an incident report, including statements, suspect information sheets, etc.
 - Process the crime scene for evidence.

- c. Sergeants shall:
- Take the necessary steps to assure student, staff, officer and citizen safety.
 - Determine if a crime has been or is being committed.
 - Request additional units and set up perimeter if appropriate and if needed, notify:
 - SWAT.
 - Major Crimes.
 - CDO.
 - Initiate the Incident Command System.
 - Set-up a command post location and assemble the necessary personnel.
 - Coordinate the follow-up investigation.
 - Coordinate with Major Crimes to determine who is responsible for securing and processing evidence.

12.05.015

SRO ROLES AND RESPONSIBILITIES: 05/04

When responding to School emergencies, SROs should:

1. Ensure 911 has been contacted.
2. Ensure a school administrator is in a safe location with a security packet.
3. Wait for additional unit(s) to arrive prior to entering the building for searching etc.
4. Assist with school's emergency plans and take the necessary precautions.
5. Direct additional units into place if needed.
6. Attempt to identify and isolate the problem, intruder, etc.
7. Know where a command post should be placed if necessary.

12.06.000 CONTACTING JUVENILES AT SCHOOL

12.06.005

INTRODUCTION: 05/04

School officials may be reluctant to allow contact with juveniles at school because school officials are governed by federal and state laws and by school policies. It is important to work within those laws and policies to maintain a professional rapport between the Sheriff's Office and the schools. This policy is intended to assist deputies when contacting school officials or juveniles at school.

12.06.010

APPROACHING THE SCHOOL: 05/04

1. Deputies should contact an administrative official (i.e., principal or vice principal) by phone or other means to arrange a meeting.
2. Deputies should report directly to an administrative official and fully explain the situation when appropriate.
3. Deputies should ask school officials for assistance before contacting a student whenever possible.
 - Deputies shall be ready to assist school officials when they require help with a student.

12.06.015

REQUESTING INFORMATION FROM SCHOOL OFFICIALS: 05/04

Deputies may request information, however if school officials refuse to cooperate, deputies should obtain the appropriate court order.

1. The order shall direct school officials to provide the specific information requested.
2. This does not apply when an emergency exists that affects the health and safety of a student or other persons.
 - Deputies shall check with their supervisor to ensure a "true emergency" exists.
3. School Resource Officers (SROs) may be contacted for assistance.

12.06.020

INTERVIEWING SCHOOL STAFF: 05/04

1. Deputies shall contact the school administrative official to arrange a meeting with the staff person to be interviewed.
2. Deputies should:
 - a. If appropriate, explain the situation to the administrative official because other school officials may be able to provide additional assistance.
 - b. State the business clearly.
 - c. Show respect and courtesy towards the staff person.
 - d. When necessary, explain the staff person's responsibilities in the case.
3. SROs should utilize outside deputies for criminal arrests of school staff members.

12.06.025

INTERVIEWING JUVENILES ON SCHOOL PREMISES: 05/04

1. Deputies should cooperate with school officials when conducting interviews with juveniles
2. Deputies should find out the school district's policy on interviewing students.
 - a. Some school districts require parent's consent to interview a student who is a suspect of a crime.
 - b. Some school districts require a school official be present at any student interview on school property.
3. Deputies should have a school official present when conducting the interview.
 - a. This does not apply when it is likely to interfere with the interview (i.e., the juvenile is uncomfortable).
 - b. Deputies may tell the school official not to participate in the interview if circumstances warrant it.
 - c. Deputies may discontinue the interview if disrupted by a school official.
4. Deputies should conduct the interviews in a private setting.
5. Deputies should notify the juvenile's parents as soon as possible after conducting the interview.
 - This does not apply when it is likely to interfere with the investigation.

12.06.030

SEARCHES AT SCHOOLS: 05/04

1. Contraband discovered by school officials, as a result of a warrantless search, is generally admissible as evidence when they are not acting at the direction of the police.
2. Deputies shall not become involved in administrative (school related) searches unless specifically requested by the school official to provide security protection or for the handling of contraband.
 - a. These searches must be at the direction and control of the school official.
 - b. At no time shall a deputy request that an administrative search be conducted for law enforcement purposes or use the school official as his/her agent.
3. Deputies conducting a criminal investigation shall obtain a warrant before searching for a particular item at a specific location or locations.

12.06.035

ARRESTING JUVENILES ON SCHOOL PREMISES: 05/04

1. Deputies have the same authority to arrest a juvenile on school grounds as they have anywhere else.
2. Deputies should make an effort to comply with the following procedures when it is necessary to take a juvenile into custody from school grounds:
 - a. Deputies should notify the administrative official or school official in advance.
 - b. Deputies should report to the administrative official and fully explain the situation.
 - c. Deputies should request the assistance of the school official to contact/escort the student to their office.
3. Arrests of students on school grounds, during school hours, should be reported to school officials as soon as practical.
4. Deputies should make a reasonable effort to notify the juvenile's parents as soon as possible when the juvenile is taken into custody.

12.07.000 JUVENILE CONTACTS

12.07.005

INTRODUCTION: 09/10

The Sheriff's Office is committed to developing programs that prevent and control juvenile delinquency through procedures that facilitate the proper handling of criminal and non-criminal incidents involving juveniles. Effective police responses to incidents involving juveniles require awareness and understanding of the specific needs of youths.

12.07.010

RESPONSIBILITIES: 09/10

Deputies are responsible for considering the welfare and protection of juveniles they encounter. In dealing with juvenile offenders, the least coercive among reasonable alternative should be used, keeping public safety, order, and liberties of all persons in mind.

1. When deputies are choosing alternatives to arrest, the following factors should be taken into consideration:
 - a. The nature of the offense.
 - b. The age and circumstances of the offender.
 - c. The prior record of the offender.
 - d. The availability of community-based rehabilitation programs.
 - e. The likelihood that the alternative choice will satisfactorily resolve the problem.
2. Deputies are responsible to take action in criminal and non-criminal situations involving juveniles, to include juveniles who are:
 - a. Abused and/or neglected.
 - b. Requesting help.
 - c. In physical or psychological danger.
 - d. In at-risk situations.
 - e. Perpetrators or victims of crimes.
3. When a juvenile offender presents an immediate danger to themselves or others, the juvenile shall be placed in custody and transported with minimal delay to an appropriate facility.

12.07.015

DEFINITIONS: 01/03

For the purpose of this policy:

“Status Offender:” means a juvenile whose action would not be a crime if committed by an adult.

“Non-Offender:” means a juvenile who is not charged with any offense, usually a child in need of assistance or services (dependent or neglected youth).

12.07.020

JUVENILE RUNAWAYS: 02/21

Deputies coming in contact with juveniles who are listed as runaways shall:

1. Verify through the DATA Unit that the runaway information is still current.
2. Take the juvenile into protective custody.
3. Attempt to notify the juvenile's parents so that the juvenile may be returned home or to the parent's place of employment.
 - a. If the parents do not wish the juvenile at home or at their place of employment, they may request the deputy place the juvenile with:
 - A relative.
 - A responsible adult; or
 - A licensed youth shelter.
 - b. Deputies shall notify the juvenile and the person receiving the juvenile of appropriate services available in the community. Some services are:
 - The Crisis Clinic Community Information Line. This is a King County wide comprehensive database of services/agencies. Mon-Fri 0830-1800.

461-3200
1-800-621-INFO
 - The Crisis Line. 24 hours

1-800-244-5767
4. Deputies shall transport the juvenile to a DSHS when:
 - a. The parents cannot be contacted.
 - b. The juvenile is afraid of going home.
5. Deputies shall complete an incident report when they believe that the juvenile was abused or neglected.
6. If a court order has been issued to detain a juvenile, deputies shall transport the juvenile to the Children and Family Justice Center (CFJC) or DSHS.

12.07.025

TRUANCY: 12/95

1. Deputies may take a juvenile into custody if the juvenile is absent from school without an approved excuse.
2. If a juvenile is taken into custody, deputies shall deliver the juvenile to parents or school.

12.07.030

MISSING JUVENILES: 12/95

1. Handling juveniles who are missing in King County area.
 - a. Verify through the DATA Unit that the missing juvenile report is still current.
 - b. Take the child into protective custody.

- c. Ensure that the juvenile is:
 - Returned home.
 - Released to a relative.
 - Responsible adult; or
 - Transported to DSHS.
 - d. If the juvenile is missing from unincorporated King County or a Contract City, send an Officer's Report to Major Crimes indicating the date, time and location where the juvenile was found and where the juvenile was placed.
2. Handling juveniles who are missing from other jurisdictions outside the King County area or where there is a Writ of Habeas Corpus issued.
- a. Verify through the DATA Unit that the missing juvenile report is still current.
 - DATA may also have a Writ of Habeas Corpus on file with information regarding the case and the child.
 - b. Take the child into protective custody.
 - c. Contact the Child Find Unit or Major Crimes Supervisor to determine where to place the juvenile.
 - If a Writ of Habeas Corpus is on file, ensure that the juvenile is placed in DSHS.
 - d. Notify DSHS that the juvenile cannot be released without a court order from the presiding judge.
 - Secondary placement (i.e., relative or friend) is not an option.
 - e. Complete an incident report if there is no King County incident number associated with the missing juvenile.
 - f. Complete a follow-up report if there is a King County incident number associated with the missing juvenile to the location of the juvenile.

12.07.035

CRIMINAL CONTACTS, NON TRAFFIC: 02/21

1. All criminal arrests of juveniles shall be documented in an incident report.
2. All incident reports shall be referred to Juvenile Court for review with recommendations on appropriate charges.
3. Non traffic criminal citations shall not be issued to juveniles except for fish and game violations by sixteen (16) and seventeen (17) year olds.
 - Fish and game violations shall be cited into District Court.
4. Approval from a juvenile detention screener must be received prior to transporting a juvenile to the Children and Family Justice Center (CFJC) for booking.
 - Does not include mandatory arrests for D.V. related crimes.
5. Parents should be notified if the juvenile is being detained for a crime or is to be booked.
 - Deputies should attempt these notifications within a reasonable amount of time, but not as to interfere with the immediate investigation.

6. Upon taking a juvenile into custody, deputies may deliver the juvenile, for temporary custody, to a jail or other facility intended or used for the detention of adults.
 - This "temporary custody" shall not exceed a period of six hours, and may only be for the purpose of fingerprinting or photographing the juvenile or to await transportation to an appropriate facility.
7. Juveniles shall have sight and sound separation from adult suspects while in holding cells.
8. Juveniles shall be photographed and fingerprinted in accordance with GOM 5.01.035.
9. Juveniles may be booked into an adult facility when:
 - a. The juvenile has been direct filed, waived or indicted for criminal prosecution as an adult.
 - b. The juvenile taken into custody in Washington State is wanted by another jurisdiction for prosecution as an adult.

12.07.040

TRAFFIC CONTACTS: 12/95

The following information is intended to assist deputies in handling juvenile traffic offenders.

1. Juveniles sixteen (16) or seventeen (17) of age, may be cited for traffic infractions and misdemeanor traffic violations through District or Municipal courts.
2. A felony criminal traffic offense by a juvenile, even if a valid driver's license exists, requires the juvenile be referred to Juvenile Court.
3. Juveniles under the age of sixteen (16) shall be referred to Juvenile Court for all Notice of Infractions and criminal traffic offenses.

12.07.045

STATUS OFFENDERS: 03/08

1. Status offender violations include, but are not limited to, runaways, truants, MIP's, MIC's, tobacco violations, curfew violators or a juvenile with a status offender warrant.
2. Under no circumstances may a juvenile status offender or non-offender be held in a secure adult facility or department holding cell.
3. A juvenile status offender may be held in an unlocked multi-purpose area, such as a lobby, office or interrogation room which is not designated, set aside, or used as a secure detention area or not a part of such an area.
 - The juvenile should be removed from areas where the movement of adult prisoners takes place.
4. The juvenile status offender may only be held in non-secure custody long enough for identification, investigation, processing, release to parents or legal guardian, or arranging transfer to an appropriate juvenile facility or to court.
5. The juvenile must be under **continuous** visual supervision by law enforcement personnel or facility staff during the period of time that he or she is in non-secure custody.

12.07.050

MENTALLY ILL JUVENILES: 12/95

See GOM 5.08.000, Detention of Mentally Ill Persons.

12.07.055 Interviews / Consent to Search

(revised July, 2021)

Purpose

Establishes requirements, limits, and expectations when detaining a juvenile based on probable cause of involvement of a crime, questioning a juvenile during a custodial interrogation, or requesting that a juvenile consent to an evidentiary search.

Scope

All commissioned personnel.

Definitions

Custodial interrogation: express questioning or other actions or words by a law enforcement officer which are reasonably likely to elicit an incriminating response from an individual and occurs when reasonable individuals in the same circumstance would consider themselves in custody.

Imminent threat: An objectively reasonable need to protect persons from an immediate danger consistent with the public safety exception to the Miranda rule first announced in the United States Supreme Court case *New York v. Quarles*, 467 U.S. 656, 81 L. Ed. 2d 550, 104 S. Ct. 2626 (1984).

Policy

Washington State law and King County Code establish strict requirements for law enforcement officers when detaining and interviewing juvenile crime suspects or requesting consent to search a juvenile's person or property. State law and county code are the foundation of this policy. Officers shall follow this policy.

Reasonableness: Custodial interrogations of a juvenile should not extend over periods of time that could be considered unreasonable or harassing. The interrogation should be conducted by only those deputies/detectives that are actively involved in the investigation.

Deputies should notify a juvenile's parents if the juvenile interviewed is under twelve (12) years of age. Deputies should attempt notification within a reasonable amount of time, but not as to interfere with the immediate investigation.

If the interview occurs at a school refer to GOM [12.06.025](#).

Miranda: Prior to conducting a custodial interrogation, juveniles shall be advised of their constitutional rights from a department issued reference card; including the juvenile warnings.

Access to an Attorney: Deputies shall provide a juvenile with access to an attorney for consultation in the following circumstances;

1. Before questioning a juvenile during a custodial interrogation; OR
2. After detaining a juvenile based on probable cause of involvement in criminal activity; OR
3. Before requesting that a juvenile consent to an evidentiary search of their person, property, dwelling, or vehicle.

Access to an attorney may be provided in person, by telephone, or by video conference. The juvenile cannot waive their right to consult with the attorney.

After the juvenile has consulted with legal counsel, the juvenile may assert or waive their constitutional "Miranda" rights. The juvenile may also have their parent, guardian, or legal counsel advise, on the child's behalf, whether they choose to assert or waive their constitutional rights.

The King County Dept. of Public Defense provides 24hr on-call attorney services. KCDPD can be reached by calling;

- (206) 296-7662 during business hours
- (206) 477-8899 after business hours

Exceptions to Attorney Requirement: Deputies are not required to provide access to an attorney before custodial interrogation if;

1. Deputy believes the juvenile is a victim of human trafficking as defined in RCW 9A.40.100; however, any information obtained from the juvenile cannot be used in any prosecution of that juvenile; OR
2. Deputy believes that the information sought is necessary to protect an individual's life from an imminent threat; AND
3. A delay to allow legal consultation would impede the protection of an individual's life from an imminent threat; AND
4. Questioning by the law enforcement officer is limited to matters reasonably expected to obtain information necessary to protect an individual's life from an imminent threat.

Reporting Exceptions to the Juvenile Interview Attorney Requirement: Whenever a deputy exercises one of the listed exceptions to the attorney requirement during a juvenile interview, they shall document the following in their case report;

1. Time youth was advised of “Miranda” warning
2. Time questioning began
3. Reasons that justified the exception
4. The questions asked
5. Juvenile’s name, age, and the race with which the juvenile identifies
6. Name and personnel number of each law enforcement officer present

Copies of the case reports shall be submitted via chain of command to the Sheriff’s Office Legal advisor.

Twice each year, the KCSO legal advisor shall transmit copies of the case reports to the King County Prosecuting Attorney and the director of KC Dept. of Public Defense.

Each quarter, the KCSO legal advisor shall transmit copies of above case reports to the Clerk of Counsel.

Annual Report to Clerk of Counsel: On January 4th each year, through the year 2023, the KCSO legal advisor shall compile a report documenting the following:

1. # of youth arrested, by month, compared to the three years prior to August 2020
2. # of times youth were given Miranda warnings
3. # of times youth waived Miranda rights
4. # of times consent to search was requested
5. # of times youth consented to search
6. # of times legal counsel was provided to youth
7. Whether the attorney consultation requirement in KCC 2.63 has resulted in any systemic problems in securing safety in emergency situations or impaired investigations.
8. Input from the KC Dept. of Public Defense and the KC Prosecuting Attorney’s Office regarding the impacts of KCC 2.63, whether positive or negative.

The report shall be filed in paper form and electronic format with the Clerk of Counsel.

Responsibilities

N/A

Procedures

N/A

Reference:

KCC [2.63](#)

RCW [13.40](#)

Annual Review Responsibility:

Patrol Operations Chief

12.07.060

REVIEW: 09/10

An annual review will be completed by the Field Operations Division evaluating juvenile enforcement and programs.

12.09.000 RELEASING/OBTAINING INFORMATION FROM SCHOOL OFFICIALS

12.09.005

INTRODUCTION: 05/04

School officials may be reluctant to release personal information on students because they are governed by federal and state laws and by school policies. It is important to work within those laws and policies and maintain a professional rapport between the Sheriff's Office and the schools. This policy is intended to assist deputies when contacting school officials and obtaining or releasing information about students.

12.09.010

DEFINITIONS: 05/04

For the purpose of this policy:

"Information" means data personally known or contained in a document. It does not mean the document itself.

"Records" means the documents created by KCSO. It means written or computerized incident reports only. It does not include DOL, WACIC, Triple I's or any other record created by a different agency.

"Disclosure form" means the form developed and maintained by the Records Unit. It does not mean any other means of documenting the disclosure of a record or information.

12.09.015

REQUESTING INFORMATION FROM SCHOOL OFFICIALS: 05/04

Deputies may request information, but if school officials refuse to cooperate, deputies should obtain the appropriate court order.

1. The order shall direct school officials to provide the specific information requested.
2. This does not apply when an emergency exists that affects the health and safety of a student or other persons.
 - Deputies shall check with their supervisor to ensure a "true emergency" exists.
3. School Resource Officers (SROs) may be contacted for assistance.

12.09.020

RELEASING INFORMATION TO SCHOOL OFFICIALS: 05/04

1. Documenting the Release.
 - a. Prior to the release of any record or information contained in a record, either the Records Unit or the deputy will complete a "Public Disclosure Request for Information" form and obtain the signature of the requesting party.
 - b. After the release of the record or information, the deputy will forward the completed disclosure form to the Records Unit.

2. Discretionary Release. If disclosure will not jeopardize an investigation or prosecution:
 - a. Deputies may give information to school personnel if:
 - The student is arrested, or
 - A decision is made to arrest the student, or
 - The student is charged by the prosecutor, or
 - The student is found guilty of a crime.
 - b. Deputies may give the identity of the suspect and relevant information to school personnel, if the school has suffered:
 - Physical loss.
 - Property damage.
 - Injury compensable through civil action.
 - This includes discipline for violating contract with school such as a no alcohol regulation for student athletes.
 - c. Deputies may give records to school personnel if:
 - The school is investigating any case involving the juvenile; or
 - The student attends that school.
3. Mandatory Release: Deputies shall release to the school the identity of an alleged or proven juvenile offender and the circumstances of the alleged or proven crime if:
 - a. The school requests, and
 - b. The school is the victim, and
 - c. Charges are or have been filed by the prosecutor.
 - It does not matter whether the juvenile is found guilty.

13.00.000 RADIO COMMUNICATIONS

13.00.005

POLICY STATEMENT: 01/08

It is the policy of the King County Sheriff's Office that its members will always conduct themselves in a professional manner on the radio. Only information which is essential to the dispatcher or other field personnel shall be broadcast. Brief, clear and concise transmissions will decrease the struggle for airtime and improve officer safety. Personnel should keep in mind at all times that any radio transmissions may be monitored by civilians and the media. These transmissions are also subject to public disclosure. The procedures set forth in this manual section apply to anyone who uses the radio. Field supervisors and communications center supervisors are responsible for ensuring that their personnel follow the guidelines set forth in this manual section.

13.00.010

GENERAL RADIO COMMUNICATIONS GUIDELINES: 06/15

1. The radio shall be utilized as the primary tool for communication while driving a county owned motor vehicle.
2. All patrol units are responsible for monitoring their radios while in service unless the radio volume is turned down for tactical purposes
3. Dispatchers and personnel using the radio shall not refer to each other by first names over the air.
4. Call signs shall not be abbreviated on the air. Only complete call signs shall be used.

Example:

Complete: 2-Henry-1

Incomplete: Henry -1

5. Common courtesy over the air is assumed. While comments such as please, thank you, good morning and goodnight are appreciated, they tie up the air and are not necessary. Transmissions of this nature are prohibited.
6. CAD is not intended to take the place of a personal notebook. Dispatch/arrival times, in custody times, and other information that is not urgent, should be obtained via a remote CAD terminal at a precinct or detective unit.
7. Arguing on the radio is prohibited.
 - Disagreements shall be handled off the air.
8. No one, other than designated personnel, shall adjust, repair, or attempt to adjust or repair radio equipment.

13.00.015

RADIO CODES AND PLAIN TEXT: 01/08

1. The use of codes on the air is limited to those situations for which there is a real need for security and/or brevity.
2. All previously used codes not listed in this manual section are now obsolete and shall not be used.
3. Other radio transmissions should be in plain language and be as brief, clear, and concise as possible.

4. Only the codes listed below shall be used.

Redacted

5. The following FCR codes may be used on the air in place of plaintext to describe an incident of sensitive nature, or in place of a commonly used phrase:

146	Rape.
222	Death investigation.
575	Out of service, court.
576	Out of service, BO vehicle.
577	Out of service, coffee break.
578	Out of service, department business.
579	Out of service, eating.
581	Out of service, roll call.
582	Out of service, at training.

6. The following plain text shall be used when appropriate:

AFFIRMATIVE	Should be used in place of "yes".
ARRIVED	Use when arriving on an assigned detail.
CLEAR	Use when clearing an assigned or on-view detail.
NAME	Request to run a name for warrants.
NEGATIVE	Should be used in place of "No".
PLATE	Request to run a plate for wants, associated warrants, registration, and stolen status.
TALKGROUP	Radio channels on the 800MHz system are referred to as talkgroups.

7. The word "**HELP**" shall not be used unless there is an emergency

13.00.020

ABBREVIATIONS: 01/08

The following approved abbreviations should be used on the air whenever possible to help reduce radio traffic. Plaintext should be used in all other cases:

AOB	Alcohol on breath.
BO	Out of order/broken.
BOLO	Be on the lookout.
DOA	Dead on arrival.
DOB	Date of birth.
DOC	Department of Corrections.
DPM	Directed patrol mission.
ETA	Estimated time of arrival.
FIR	Field interview report.
GOA	Gone on arrival.
HBD	Has been drinking.
ID	Identification.
KCJ	King County Jail (downtown Seattle).
OLN	Operator's license number.
PC	Probable cause.
RJC	Regional Justice Center.
RO	Registered owner.
RP	Reporting party.
SOC	Special Operations Center.
SSN	Social security number.
UTL	Unable to locate.

13.00.025

PHONETIC ALPHABET: 01/08

The phonetic alphabet shall be used in place of individual letters.

A	ADAM	N	NORA
B	BOY	O	OCEAN
C	CHARLES	P	PAUL
D	DAVID	Q	QUEEN
E	EDWARD	R	ROBERT
F	FRANK	S	SAM
G	GEORGE	T	TOM
H	HENRY	U	UNION
I	IDA	V	VICTOR
J	JOHN	W	WILLIAM
K	KING	X	XRAY
L	LINCOLN	Y	YOUNG
M	MARY	Z	ZEBRA

13.00.030

LOGGING IN AND OUT OF SERVICE: 01/08

1. All personnel using the radio to come in service will do so on their assigned talkgroup, or the talkgroup closest to the area that they will be working. To come in service, provide the dispatcher with the appropriate call sign followed by "in-service".
2. All personnel using the radio to go out of service at the end of their shift should advise the dispatcher of their call sign followed by "out of service".
3. Detective, plainclothes, and administrative personnel running names, plates, or conducting on-view activity on the radio should come in service on the talkgroup nearest to the area that they are located.

13.00.035

BROADCAST PROCEDURES: 01/08

1. Calls for service are assigned the following priorities in CAD:

PRIORITY 0 -- 911 DISPATCH: Used when the caller is unable to provide address information or gives minimal information before the call is somehow terminated. Open lines and disconnects where the call receiver is unable to re-contact the caller for more information are examples of Priority 0 calls.

PRIORITY X -- CRITICAL DISPATCH: Used for those incidents which pose an obvious danger to the life of an deputy or citizen. Examples include: felony crimes in progress, help the officer calls, shootings, stabbings, in-progress robberies and in-progress burglaries where the possibility of a confrontation between a victim and a suspect exists. Also use an X for manually-activated commercial ("hold up" or "panic") alarms.

PRIORITY 1 -- IMMEDIATE DISPATCH: Used when the incident requires immediate police action. Examples include: silent passively-activated alarms at banks, businesses, and residences, injury accidents, major disturbances with weapons involved, in-progress burglaries of unoccupied structures, and other types of crimes in-progress, which have just occurred with the suspect still in the immediate area.

PRIORITY 2 -- PROMPT DISPATCH: This priority is used for events that involve situations which may escalate to a more serious degree if police do not respond quickly. Examples include: disturbances, blocking accidents, hazardous situations, separated domestic violence situations, and shoplifters in custody who are not causing a problem.

PRIORITY 3 -- ROUTINE DISPATCH: Priority 3 calls include those for which time is not the critical factor in the proper handling of the call. Examples include: burglaries or larcenies that are not in progress, audible commercial and residential alarms, "cold" vehicle thefts and abandoned calls. Dispatch will be made as soon as reasonably possible.

PRIORITY 4 -- DISPATCH AS AVAILABLE: Priority 4 will be used for special circumstances or "seasonal" calls. Examples include: reports of snowball throwing during winter months or firecracker complaints around July 4th. Dispatchers may also assign Priority 4 to on-view situations involving units out of service for court, training, meals, etc. Priority 4 is also used for message for deputies written as CAD details.

2. Priority X calls will initially be broadcast using the following format.

- a. Alert tone.
- b. Type of call.
- c. Patrol district or contract city area.
- d. Location.
- e. Type of call repeated.
- f. Location repeated.

Examples:

<TONES> Silent hold-up alarm in the Boy four at the 7-11 – 14501 Juanita-Woodinville Way...Silent hold up alarm at the 7-11 – 14501 Juanita-Woodinville Way.

OR

<TONES> Silent hold-up alarm in Kenmore at the Bank of America – 7100 NE Bothell Way...Silent hold up alarm at the Bank of America – 7100 NE Bothell Way.

3. Calls for service will be dispatched using the following format:

- a. District.
- b. Type of call.
- c. Location of incident.
- d. Brief details of incident, including: suspect info, known weapons, and alcohol or drug involvement.
 - Call receivers will attempt to obtain information on weapons.
 - The potential for weapons exists on any type of call, whether or not it is mentioned when the call is dispatched.
- e. RP information.
- f. Incident number.

4. Dispatchers should be as brief as possible when dispatching calls for service.

- a. Only necessary information will be broadcast.
- b. Information that can be obtained at the scene, without impacting the response or safety of responding personnel, does not need to be broadcast.
- c. Any information regarding officer safety shall be broadcast as soon as possible after it is received.

5. Dispatchers will attempt to assign a specific unit or units to calls when dispatched.
6. To avoid the need for the dispatcher to repeat information, patrol units should be prepared to copy down the details when in receipt of a call.
7. Every effort should be made by units in the field to record or remember the information provided without asking the dispatcher to repeat it.
8. Calls should be broadcast over the air. The dispatching of calls via telephone puts other field units and the patrol sergeant at a disadvantage.
 - a. Long and convoluted details should be condensed for broadcast over the air.
 - b. Exceptions will be approved by a supervisor.
9. Metro patrol units should respond with their ETA when dispatched to a Metro related event.

13.00.040

ON-VIEW PROCEDURES: 01/08

Personnel advising radio of on-view activity shall use the following format:

1. Full unit number, "on-view", and type of on-view. No further information should be given until the dispatcher acknowledges your on-view.
 - It is understood that in urgent or emergency situations, it may be necessary for the unit to give all of the on-view information in one transmission.
2. Once the dispatcher acknowledges, the location of the on-view should be provided followed by any associated license plate, vehicle description if no plate available, a description of the subject(s) being contacted if no vehicle is involved.
3. When providing the location of the on-view, the east/west street should be provided first, followed by the north/south street.

Example:

Deputy: 4-K-1 on-view traffic
Dispatcher: 4-K-1 go ahead
Deputy: SW 112 and 12 Avenue SW on 123 Adam-Boy-Charles

13.00.045

REQUESTS FOR BACK-UP: 01/08

When additional assistance is requested, all efforts should be made to eliminate any confusion as to how many units are required and how fast they are needed. The following methods of calling for back-up should be used whenever possible:

10-33: OFFICER NEEDS HELP – Code 3 help is needed. The responding deputies shall comply with the code 3 driving guidelines outlined in GOM 9.00.055.

CODE 3 Backup: Additional unit(s) needed – emergency response. The responding deputies shall comply with the code 3 driving guidelines outlined in GOM 9.00.055.

CODE 2 Backup: Additional unit(s) needed – urgent response. The requesting deputy should specify how many units are needed, if possible. Responding deputies shall comply with code 2 driving guidelines outlined in GOM 9.00.055.

CODE 1 Backup: 1 additional unit is needed – normal response. The requesting deputy should specify if more than 1 unit is needed.

13.00.050

INFORMATION BROADCASTS: 01/08

The following formats shall be used when broadcasting descriptions over the air:

1. **Crime Descriptions:** The first deputy(s) to arrive at the scene of a crime shall conduct a brief interview with the victim(s) or witness(s). Information, when applicable, should be transmitted in the following sequence to the dispatcher, without delay:
 - a. Type of crime.
 - b. Occurred _____ minutes ago.
 - c. Location.
 - d. Vehicle used (or left on foot).
 - e. Direction of travel.
 - f. Number, sex and descent of suspects.
 - g. Outstanding features.
 - h. Weapon (if known).
 - i. General description of property taken.

2. **Person Descriptions:** Descriptions of persons over the air should be made from the head down. The following order should be used as a guideline:
 - a. Name (if known).
 - b. Race.
 - c. Sex.
 - d. Age, or approximate age.
 - e. Height.
 - f. Weight/build.
 - g. Detail from top down: hair, eyes, complexion.
 - h. Clothing, describing the major or obvious article, from the top down, and from the outside to the inside: hat, jacket, pants, and so on.

3. **Vehicle Descriptions:** The acronym CYMBAL should be used when describing a vehicle over the air:

 - C** – Color
 - Y** – Year
 - M** – Make and model
 - B** – Body style
 - A** – Accessories
 - L** – License

13.00.055

RECORD CHECKS – WANTS, WARRANTS, REGISTRATION AND DRIVER'S LICENSE INFORMATION: 02/21

All checks for wants, warrants, and DOL information shall comply with local, state and federal guidelines. Inquiries made over the air should be done so in the following format:

1. Names can be checked for warrants, driver's license information, protection orders and officer safety hazard information.
 - a. Personnel should request permission from the dispatcher to run the name by saying their call sign followed by "name".
 - b. Names shall be given in the following order: last name, first name, middle initial, gender, date of birth (yyyy/mm/dd).

- c. The dispatcher should be advised ahead of time if the last name is a 2 part name, hyphenated or from out of state.
 - d. All names, except those considered common, should be spelled using the phonetic alphabet.
2. License plates or vehicle identification numbers (VIN) can be checked for stolen status, associated warrants, and registration information.
- a. When requesting to run a license plate, give the dispatcher your call sign followed by "plate".
 - b. The letters on a license plate shall be read phonetically.
 - c. The dispatcher should be advised ahead of time if the plate is from out of state.
3. Dispatchers will not run each individual name through Mark43.

13.00.060

REQUESTS FOR DISPATCHERS TO MAKE PHONE CALLS: 01/08

Dispatchers should only be asked to make phone calls when the deputy is unable to make the call him or herself.

13.00.065

CLEARING/FINAL CLASSIFICATION REPORTING (FCR): 01/08

All incidents that result in an event being generated in CAD require an FCR in order to be closed out. FCR's consist of an incident classification code, disposition code, and hazard factor code. Calls shall be cleared in the following manner:

- 1. The primary unit on an incident will advise the dispatcher of the FCR that best fits the incident. The FCR is sufficient to clear the event.

Example:

Deputy: 4-J-1 Clear
 Dispatcher: 4-J-1 go ahead
 Deputy: 413 – "John" - 0

<u>Incident classification code</u>	<u>Disposition</u>	<u>Hazard factor</u>
413 (equipment violation)	J (citation – no booking)	0 (no apparent hazard)

- 2. No additional comments shall be given after the FCR except on the following types of events:
 - a. False alarms: briefly advise the dispatcher of the observations which support a false alarm determination.
 - b. Welfare checks: briefly advise the dispatcher of the results of the welfare check.
 - c. Agency assists: when requested by an outside agency to attempt to locate person or vehicle, briefly advise the dispatcher of what was found or not found.
 - d. Vehicle thefts: require victim phone numbers for contact and whether or not the victim wants the vehicle impounded if located.
 - e. Vehicle recoveries: advise the dispatcher if both plates were recovered, brief description of vehicle condition, whether or not a suspect was arrested, status of the vehicle (released to owner, left at scene).

- f. When a report has been written, the case number of the event should be given prior to the FCR. This will help ensure that the correct case number has been used on the report.
Example:
- Deputy: 2-A-1 clear
Dispatcher: 2-A-1 go ahead
Deputy: Case 123456 clear 275-E-0
3. Units that assisted with the incident may clear themselves with the disposition X (extra unit). The primary unit may also clear the assisting units "X-Ray".
- See G.O. 13.03.000 for additional information regarding FCR's.

13.00.070

CLOSED AIR: 01/08

1. The air will be automatically closed in the following situations:
 - a. Pursuits.
 - b. Fast back-up and 10-33 requests.
 - c. Arrival at silent hold-up alarms.
 - d. Arrival at the scene of an incident where a weapon is involved.
2. When the air is closed, personnel shall not transmit unless:
 - a. They are directly involved in the situation
 - Only "need to know" information shall be broadcast.
 - It is expected that units will respond Code 3 to a 10-33, it is not necessary for responding personnel to advise radio that they are code 3.
 - b. They are involved in an unrelated emergency situation
3. When a unit requests that the air be closed for an incident, the dispatcher shall:
 - a. Broadcast the unit number, type of event, and location of the unit requesting closed air.
 - b. Activate the closed air tone. The purpose of this tone is to alert others to the fact that the air is closed.
 - If the use of the tone puts personnel on the scene at a tactical disadvantage, they can request that the tone be turned off.
 - c. Monitor the appropriate TAC channel for that talkgroup.
 - Dispatchers monitor their primary talkgroup and TAC channel simultaneously.
 - This makes it difficult to allow for normal radio traffic on a TAC channel while the main air is closed.
4. Units not directly involved in the closed air incident should automatically monitor the appropriate TAC channel for their talkgroup for incoming calls.
5. Radio traffic on the TAC channel will be limited to urgent on-views and/or unavoidable priority matters.

13.00.075

INCIDENTS AT MEMBERS' HOMES – SUSPICIOUS PERSON OR CIRCUMSTANCE:

01/08

1. When the Communications Center receives a call regarding a suspicious person or circumstance other than Domestic Violence at the home of a member of the department, the call receiver shall:
 - a. Determine whether or not the member is on-duty.
 - b. If on duty, have him/her call the Communications Center ASAP.
 - c. Advise the member of the circumstances.
2. When an event is generated , the dispatcher shall:
 - a. Give out the detail as a “560 (House Check) at a 1042 with suspicious circumstances,” and give the address.
 - This will be the code for the deputies to know that they are going to another member’s residence.
 - b. Any additional information that is needed will be provided by phone.
 - c. No information regarding it being a member’s residence, nor the member’s name will be given on the air.
3. This section does not apply where officer safety concerns override the need for discretion. Situations such as “Active Shooter” and other in-progress, high priority calls should be toned out and dispatched to ensure the safety of responding deputies and those in neighboring districts.

13.00.080

MAJOR EVENTS – MULTIPLE UNIT AND/OR MULTIPLE AGENCY: 01/08

Major events include those incidents where multiple units and/or jurisdictions are involved. Some of these events are pre-planned, such as: search warrants, john patrols, dignitary visits, and community events. Others are not, such as: pursuits, and help the officer calls.

1. Operations plans and rosters:
 - a. For officer safety purposes, the communications center should be provided with an operations plan and roster whenever applicable for a pre-planned event.
 - b. The roster should include serial numbers of the personnel involved, as well as specific locations that they are assigned.
 - c. Logging in-service: Units involved in a major event shall log into service using their serial number and assigned call sign on the talkgroup assigned for the event.
 - d. Use of alternate frequencies: Whenever it is anticipated that extra radio traffic will be generated due to a major event, every effort should be made to give the communications center at least twenty four (24) hours notice.
2. Radio use – multiple jurisdictions:
 - a. When multiple jurisdictions are involved in the same event, all efforts will be made to keep the KCSO units on their primary talkgroup.
 - b. The dispatcher has the capability to patch outside agencies to our KCSO talkgroups.
 - c. Plaintext language should be used when communicating with outside agencies.

13.00.085

OFF-DUTY WORK: 10/15

1. All personnel working in uniform, and/or in a department vehicle, shall come in service on the talkgroup closest to their off-duty assignment, using their serial number as their call sign.
2. Permanently assigned call signs shall not be used when working off-duty.
3. Deputies working off-duty and being paid by an entity other than the Sheriff's Office are not entitled to information from the WACIC/ACCESS/NCIC systems, except when checking to see if a person is wanted or a vehicle is stolen.
 - a. This includes running names and plates on Mobile CAD. Information must be obtained from the radio or by phone.
 - b. A "yes" or "no" answer will be the only information provided.
4. If a law enforcement response is needed the responding on duty LEOs may receive full information for criminal justice purposes.

13.00.090

REQUESTING 911 DISPATCH CDs: 02/21

1. Recording of all telephone and radio transmissions are **retained for ninety (90) days**.
2. Requests for incident CDs should be made only by the involved deputy, supervisor in charge at the scene, detectives and command staff for official business only.
3. Recordings of incidents may be requested by supervisors for training and/or investigative purposes, where those requests do not conflict with Major Crimes' prohibitions.
4. All requests involving homicide cases, officer involved shootings, or any other sensitive cases under investigation must be pre-authorized by a Major Crimes Sergeant to Detective.
5. All requests for audio relating to a major incident/crime to be saved indefinitely should be made by a Major Crimes detective only.
 - a. Request shall be made using the 911 Recording Request form (KCSO Form #E-111).
 - Check the box for "Hold this audio for evidence purposes".
 - b. The detective responsible for the case shall advise the Audio Records Unit when the audio is no longer needed and can be destroyed/purged.
6. CD Requests may be included as an electronic attachment and then e-mailed (RR, 911 Tape Requests in the global address lists), or copied and sent via department mail.
7. The CD request should:
 - a. Be filled out completely.
 - b. Include all pertinent information and any special instructions.
 - c. State start and end times of the call/incident or at the very minimum, what is wanted in the recording (e.g. pursuit until in custody, transport time and mileage, time notification was made to the M.E.).
 - d. Indicate whether you require a CD recording or whether an MP3 file e-mailed.
 - MP3 files are currently inadmissible in court.
 - The e-mail may not exceed ten (10) megabytes.
 - e. Indicate whether a real-time recording (includes time between transmissions and unrelated transmissions) or voice activated recording (includes only recorded information about the incident).
 - f. Include the requestor's name and mailstop.

8. Urgent request for CDs may be requested through Communications Supervisors.
 - This option should be used for review or investigative purposes only and these recordings are inadmissible in court.

13.00.095

911 HANG-UP CALLS: 09/14

1. When detailed to 911 hang-up calls deputies shall attempt to make contact with the person(s) who called at the scene unless canceled by the dispatcher.
2. Whether or not the call originated from a wired or wireless telephone, if no contact is made, the deputy shall notify a sergeant and document the circumstances why no contact was made in Mobile CAD. The name of the contacted sergeant will be included in the Mobile CAD entry.
3. If the deputy is unable to document the circumstances in Mobile CAD the deputy shall complete an incident report. The report shall contain the name of the sergeant who was notified.

13.01.000 RADIO CALL SIGNS AND TALKGROUPS:

13.01.005

RADIO CALL SIGNS: 04/19

1. **No radio unit will have the number 33 as part of its call number.**
2. The following radio call numbers shall be effective for all mobile units in the King County Sheriff's Office.

1	SHERIFF
2	UNDERSHERIFF
3	COMMANDER, PATROL OPERATIONS DIVISION
4	COMMANDER, TECHNICAL SERVICES DIVISION
5	COMMANDER, CRIMINAL INVESTIGATIONS DIVISION
6	COMMANDER, MAJOR SHERIFF'S ADMINISTRATION
7	MEDIA RELATIONS SERGEANT
8	PTO COORDINATOR
9	ADMINISTRATIVE SERGEANT, PATROL OPERATIONS
10	RECRUITMENT OFFICER
12	CHIEF OF STAFF
13	SCHOOL RESOURCE COORDINATOR
14	DEPARTMENT CHAPLAIN
15	CAPTAIN, COMMUNICATIONS SECTION
17	CAPTAIN, CONTRACTING AND RECORDS SECTION
18	CAPTAIN, ADMINISTRATIVE SERVICES SECTION
19	UNASSIGNED
20 - 29	PCT 2 COMMAND STAFF AND ADMINISTRATIVE STAFF
30 - 39	PCT 3 COMMAND STAFF AND ADMINISTRATIVE STAFF
40 - 49	PCT 4 COMMAND STAFF AND ADMINISTRATIVE STAFF - BURIEN
50 - 59	PCT 5 COMMAND STAFF AND ADMINISTRATIVE STAFF
60 - 69	PCT 4 COMMAND STAFF AND ADMINISTRATIVE STAFF - SEATAC
74 - 89	SPECIAL OPERATIONS SECTION
70 - 79	METRO TRANSIT PD COMMAND AND ADMINISTRATIVE STAFF
80 - 89	SOUND TRANSIT PD COMMAND AND ADMINISTRATIVE STAFF
90	UNASSIGNED
91 - 95	UNASSIGNED
96 - 98	BACKGROUND INVESTIGATORS
99	INSPECTIONAL SERVICES UNIT
100	COMMANDER, MAJOR INVESTIGATIONS SECTION
101	COMMANDER, SPECIAL INVESTIGATIONS
102	COMMANDER, INTERNAL INVESTIGATIONS UNIT
103-110	INTERNAL INVESTIGATIONS UNIT
111-116	UNASSIGNED
117	CONSTRUCTION/DEMOLITION INVESTIGATOR
118 - 119	CID EVIDENCE/SUPPLY SPECIALISTS
120 - 129	BURGLARY/LARCENY UNIT, PCT 2
130 - 139	BURGLARY/LARCENY UNIT, PCT 3
140 - 149	BURGLARY/LARCENY UNIT, PCT 4
150 - 159	BURGLARY/LARCENY UNIT, PCT 5
160	SEATAC DETECTIVE SERGEANT
161 - 165	SEATAC DETECTIVES
166 - 169	SPECIAL ASSIGNMENTS/FIELD OPERATIONS
170 - 189	HOMICIDE/ROBBERY/ASSAULT/MISSING PERSONS/CHILD FIND UNITS
190 - 219	SPECIAL ASSAULT UNIT
220 - 239	CRIMINAL WARRANTS UNIT
240 - 259	CRIMINAL PROFITEERING INVESTIGATIONS UNIT
260 - 269	UNASSIGNED
270 - 279	FRAUD/COMPUTER FORENSICS/PAWNSHOP UNIT
280 - 289	MARR UNIT

290 - 298	CRIMINAL INFORMATION SECTION
299	POLYGRAPH UNIT
300 - 307	CIVIL UNIT
308	RETIRED
309 - 324	CIVIL UNIT
340 - 349	AFIS UNIT
350 - 353	PHOTO LAB
354 - 368	AFIS UNIT
370 - 379	ADVANCED TRAINING SECTION
380 - 389	RANGE UNIT
400 - 419	DOMESTIC VIOLENCE UNIT
420 - 429	SUPPORT ENFORCEMENT UNIT
480 - 499	PROPERTY MANAGEMENT UNIT
500 - 519	FIRE MARSHALS OFFICE/ARSON INVESTIGATION
542 - 544	LAKE FOREST POLICE DEPARTMENT
600 - 620	CRISIS NEGOTIATION TEAM
630 - 699	COURT SECURITY UNIT
700	KING COUNTY EXECUTIVE
701 - 702	SECURITY DEPUTIES, KING COUNTY EXECUTIVE
720 - 725	PROSECUTING ATTORNEYS OFFICE
730 - 739	PUBLIC WORKS
751 - 759	KING COUNTY BUSINESS LICENSE INSPECTORS
800	RADIO SHOP TESTING - DO NOT ANSWER
801 - 819	UNASSIGNED
820 - 899	KING COUNTY POLICE EMERGENCY SERVICES FOR SEARCH AND RESCUE
900	RADIO SHOP TESTING - ANSWER
902 - 909	RADIO SHOP

AIR SUPPORT UNIT

GUARDIAN 1 - 3 HELICOPTERS	
AIR 1 - 10	AIR SUPPORT PERSONNEL

AIRPORT POLICE

2400	ARFF Captain
2401 - 2404	ARFF Sergeants
2405	ARFF Fire Inspector
2407	ARFF Training Officer
2410	1 st Shift MPO
2420	2 nd Shift MPO
2440	4 th Shift MPO
2411 - 2421	ARFF Deputies

COMMUNITY SERVICE OFFICERS

QUEEN 21 - 29	CSO PERSONNEL, PCT 2
QUEEN 31 - 39	CSO PERSONNEL, PCT 3
QUEEN 36	CSO, DVIU
QUEEN 41 - 49	CSO PERSONNEL, PCT 4
QUEEN 51 - 59	CSO PERSONNEL, PCT 5

ENHANCED PATROL

IDA 20 - 29	ENHANCED PATROL, PCT 2
IDA 30 - 39	ENHANCED PATROL, PCT 3
IDA 40	ENHANCED PATROL, PCT 4
IDA 41	Retired
IDA 42- 49	ENHANCED PATROL, PCT 4
IDA 50 - 59	ENHANCED PATROL, PCT 5

K9 UNIT

K9 UNIT

K9-1 - K9-15

K9 EXPLOSIVE DETECTION TEAMS

K9-80 – K9-89

MARINE UNIT

MARINE 1 - 59

METRO

CAR 70 CHIEF OF POLICE
CAR 71 CAPTAIN
CAR 72 CAPTAIN
7 METRO CID SERGEANT
METRO 71-79 CID DETECTIVES
11 METRO JOINT TRANSIT ANTI-TERRORISM TEAM (JTAT) SERGEANT
METRO 111 JTAT DEPUTY
METRO 112 JTAT DEPUTY
1 METRO 1ST SHIFT PATROL SERGEANT
2 METRO 1ST SHIFT PATROL SERGEANT
3 METRO 2ND SHIFT PATROL SERGEANT
4 METRO 2ND SHIFT PATROL SERGEANT
5 METRO 3RD SHIFT PATROL SERGEANT
6 METRO 3RD SHIFT PATROL SERGEANT
METRO 10-19 10 DISTRICT–NORTH SEATTLE PATROL
METRO 20-29 20 DISTRICT–CAPITAL HILL PATROL
METRO 30-39 30 DISTRICT– SOUTH PATROL
METRO 40-49 40 DISTRICT–CENTRAL BUSINESS DISTRICT PATROL
METRO 50-59 50 DISTRICT–SOUTH OF SEATTLE PATROL
METRO 60-69 60 DISTRICT–NORTH OF SEATTLE PATROL
9 METRO BICYCLE UNIT (BEES) SERGEANT
10 METRO BICYCLE UNIT (BEES) SERGEANT
METRO 91-99 BICYCLE UNIT (BEES) DEPUTIES

SOUND TRANSIT

CAR 80 CHIEF OF POLICE
CAR 81 CAPTAIN
CAR 82 CAPTAIN
1 ST - 12 ST SERGEANTS
ST 20 - ST 60 PATROL DEPUTIES
ST 121 - ST 123 DETECTIVES

RESERVES

ROBERT 20 - 29 PCT 2
ROBERT 30 - 39 PCT 3
ROBERT 40 - 49 PCT 4
ROBERT 50 - 59 PCT 5
ROBERT 70 - 79 SPECIAL OPERATIONS

STREET CRIMES & NDET UNITS

2 PAUL SERGEANT, SET/SCU/NDET, PCT 2
PAUL 21 – 29 SET/SCU/NDET UNIT, PCT 2
3 PAUL SERGEANT, SET/SCU/NDET, PCT 3
PAUL 31 - 39 SET/SCU/NDET UNIT, PCT 3
4 PAUL SERGEANT, SET/SCU/NDET, PCT 4
PAUL 41 - 49 SET/SCU/NDET UNIT, PCT 4
5 PAUL SERGEANT, SET/SCU/NDET, PCT 5
PAUL 51 - 59 SET/SCU/NDET UNIT, PCT 5
7 PAUL SERGEANT METRO SCU, PCT 7
PAUL 71 – 79 METRO, SCU, PCT 7

13.01.015

PATROL DISTRICTS: 02/21**NORTH PRECINCT AREA**

B5-B8	UNINCORPORATED KING COUNTY
C1 - C7	UNINCORPORATED KING COUNTY
C9	UNINCORPORATED SKYKOMISH AREA
O1 – O3	CITY OF SAMMAMISH
R18	CITY OF CARNATION
W1- W5	CITY OF WOODINVILLE
W7	CITY OF SKYKOMISH

SOUTHEAST PRECINCT AREA

F1 - F99	UNINCORPORATED KING COUNTY
G1 - G7	UNINCORPORATED KING COUNTY
H1	CITY OF MAPLE VALLEY
H2*	CITY OF NEWCASTLE
H3	CITY OF COVINGTON
R11	CITY OF BEAUX ARTS
J1, J2	MUCKLESHOOT INDIAN RESERVATION

*The call sign "H2" by itself is retired. Deputies must use the shift designator in front of H2.

SOUTHWEST PRECINCT AREA

K1, K11,	UNINCORPORATED KING COUNTY
K7 - K9	UNINCORPORATED KING COUNTY
N1 - N6	CITY OF BURIEN
L1 - L4	CITY OF SEATAC
V1	VASHON ISLAND

SHORELINE PRECINCT AREA

A1 - A6	CITY OF SHORELINE
E1 - E5	CITY OF KENMORE

13.01.020

KING COUNTY SHERIFF'S OFFICE TALKGROUPS: 09/20

Each KCSO talkgroup serves a specific purpose. Guidelines for use of these talkgroups are described in this manual section.

1. The word talkgroup is used in place of channel on 800MHz radios.
2. Tactical channels are to be used in accordance to the guidelines set forth in GOM 13.00.000.
 - They may be used for car-to-car traffic as well.
3. Listed below are the talkgroups available to KCSO personnel. Some talkgroups are only available to specific units:

Talkgroup	Use	Access
N WEST	Not in use/Not monitored	KCSO
TAC-5	North County Tactical	KCSO
NORTH	Pct. 2 and Pct 5 Primary	KCSO
TAC-2	Pct. 2 and Pct 5 Tactical	KCSO
S EAST	Pct. 3 Primary	KCSO
TAC-3	Pct. 3 Tactical	KCSO
S WEST	Pct. 4 Primary	KCSO
TAC-4	Pct. 4 Tactical	KCSO
METRO	Transit Police Primary	KCSO
METROTAC	Transit Police Tactical	KCSO
SPEC OPS	Special Operations	KCSO
DATA	Data Control Unit – Warrant/Court Order Verification	KCSO
TAC-6	Countywide Tactical	KCSO
TAC-7	Countywide Tactical	KCSO
TAC-9*	Simplex Tactical	KCSO
MARS	Interop - Mutual Aid Radio System - Patched to UHF and VHF	LE and Fire
PSAP	Public Safety Answering Point - Intercom for all KC communication centers	All PSAP, Radio Techs, 911 Program
AC-DISP	Animal Control Dispatch	KC Animal Control
AC-TAC	Animal Control Tactical	KC Animal Control
PSOPS-N1	Interop - Public Safety Operations North 1 KC System – Interoperable communications in King County north of I-90	LE and Fire
PSOPS-N2	Interop - Public Safety Operations North 2 KC System – Interoperable communications in King County north of I-90	LE and Fire
PSOPS-N3	Interop - Public Safety Operations North 3 Sno Co System	LE
PSOPS-N4	Interop - Public Safety Operations North 4 Sno Co System	LE
PSOPS-S1	Interop - Public Safety Operations South 1 KC System – Interoperable communications in King County south of I-90	LE and Fire
PSOPS-S2	Interop - Public Safety Operations South 2 KC System – Interoperable communications in King County south of I-90	LE and Fire
PSOPS-S3	Interop - Public Safety Operations South 3 Pierce System	LE
PSOPS-S4	Interop - Public Safety Operations South 4 Pierce System	LE
PSOP MA	Interop - Port of Seattle Police Mutual Aid POS System	LE
LERN	Interop - Law Enforcement Radio System - Patched to VHF	LE
CRTSEC-1	Court Security at KC Courthouse	KCSO and DAJD
CRTSEC-2	Court Security at RJC	KCSO and DAJD
JAILOPS1	KC Jail operations Primary KCJ	KCSO and DAJD
JAILOPS3	KC Jail operations Primary RJC	KCSO and DAJD
TAC-10	Countywide Tactical	KCSO
TAC-11	Simplex Tactical	KCSO
TAC-12	Countywide Tactical	KCSO
TAC-13	Simplex Tactical	KCSO
TAC-14	Countywide Tactical	KCSO

TAC-15	Simplex Tactical	KCSO
TAC-16	Countywide Tactical	KCSO
TAC-17	Simplex Tactical	KCSO
TAC-18	Countywide Tactical	KCSO
TAC-19	Simplex Tactical	KCSO
KCEVENT1	Interop Talkgroup to be used by any King County Agency	All King County owned radios
KCEVENT2	Interop Talkgroup to be used by any King County Agency	All King County owned radios
KCEVENT3	Interop Talkgroup to be used by any King County Agency	All King County owned radios
KCEVENT4	Interop Talkgroup to be used by any King County Agency	All King County owned radios
KCEVENT5	Interop Talkgroup to be used by any King County Agency	All King County owned radios
STATEOP2	Interop Simplex Tactical	All 800 MHz LE
STATEOP3	Interop Simplex Tactical	All 800 MHz Local Gov
STATEOP5	Interop Simplex Tactical	All 800 MHz LE
METRO F7	Patched to Transit F7 Tunnel Operations	KCSO and SPD
METRO F8	Patched to Transit F8 Surface Operations	KCSO and SPD
ARFF	KC ARFF Primary	KCSO and Boeing
LOGGOV N	Interop - Local Government North – All King County government users north of I-90	LE, Fire and LGS
LOGGOV S	Interop - Local Government South – All King County government users south of I-90	LE, Fire and LGS
ALLGOV	Interop - Local Government County Wide	LE, Fire and LGS
ICALL	International Interop Hailing Channel	All 800 MHz users Nationwide
ITAC-1	International Interop Tactical Channel	All 800 MHz users Nationwide
ITAC-2	International Interop Tactical Channel	All 800 MHz users Nationwide
ITAC-3	International Interop Tactical Channel	All 800 MHz users Nationwide
ITAC-4	International Interop Tactical Channel	All 800 MHz users Nationwide
TAC-20CID	Countywide Tactical (CID)	KCSO
TAC-21CID	Simplex Tactical (CID)	KCSO
TAC-30	Countywide Tactical (SWAT)	KCSO
TAC-30D	Simplex Tactical (SWAT)	KCSO
F-2	Patched to VHF F2 for SAR	KCSO and SAR

* Simplex talkgroups do not use a repeater and can only be heard by radios that are in direct line of site of each other.

13.01.025

ALTERNATIVE TALKGROUP USE: 09/20

- When an alternate channel is needed for an operation, all communications will be on a recorded KCSO talkgroup. If a recorded talkgroup is not available due to a poor signal in the area of operations, a captain or above shall approve and document any non-recorded alternatives.
 - Simplex talkgroups will not be used because those are direct line of site and not recorded.

2. Alternative communications, such as push-to-talk mobile applications, may not be used as they are not acceptable options due to no recording capability.
 - In addition, the dispatcher is not able to monitor alternate forms of communication for officer safety reasons and operational support.
 - Recording is necessary for accountability and public disclosure purposes.

13.01.030

COVERT OPERATIONS TALKGROUP: 09/20

1. Bluetooth attachments for KCSO portable radios are available for covert operations.
 - a. Standardized Bluetooth devices will be issued by the Property Management Unit (PMU) with the approval of the Undersheriff via chain of command.
 - b. Programming will be performed at the Radio Shop.
 - The current Motorola APX6000 portables have encryption capabilities to prevent unauthorized monitoring of police operations for officer safety and operational integrity reasons, but those talkgroups are not recorded.
 - PSERN APX radios will have the ability to record encrypted talkgroups to maintain operational integrity.
 - PSERN radios will also have Bluetooth capability.
2. If a recorded talkgroup is not available due to a poor signal in the area of operations, a captain or above shall approve the use of a non-recorded talkgroup.
 - Any exceptions shall be documented in the investigative file.

13.01.035

USE OF THE MUTUAL AID RADIO SYSTEM (MARS) FREQUENCY: 07/03

The King County law enforcement Mutual Aid Radio System (MARS) is used as a common channel to allow communications between public safety personnel or agencies who do not share other common channels or radio system technology. MARS is primarily used for tactical coordination between two or more agencies.

1. King County Sheriff's Office Communications shall monitor and assign MARS usage on a priority basis.
 - a. Clearance to use MARS can be made directly over the MARS talk group itself.
 - b. King County users can access MARS by selecting that talk group on their radio.
 - c. MARS shall not be substituted for other car-to-car talk groups except in emergencies.
2. The Air Support Unit shall monitor the MARS talk group when in service. Deputies may contact Guardian One on MARS.
3. Except in emergencies, all users shall obtain the dispatchers permission before using MARS.
 - a. The radio call assignment shall consist of the name of the jurisdiction, followed by the radio call number (i.e., "King County 2 King 1," "Issaquah 139," "Tukwila Tom 3," etc.).
 - b. Base station assignments shall consist of the name of the jurisdiction, followed by the word Radio (i.e., "Valley Com Radio," "King County Radio," "SPD Radio," etc.).

13.01.040

SIMPLEX MUTUAL AID TALK GROUPS: 07/03

The Regional 800 MHz Public Safety Communications System has several "simplex" talk groups. A "simplex" talk group is also known as a "direct" channel. Basically that means that it is a non-repeated frequency that a radio uses to "talk" and "listen" on the same frequency and operates strictly on a line-of-sight basis. The range that the radio will transmit or receive is limited by the radio signals ability to travel in a straight line without obstacles and is based on the power output of the radio. "Simplex" talk groups have a very limited range and their signals generally do not reach the Communications Centers. It is quite possible to hear only one half of a simplex radio conversation, depending on your proximity to one or both of the radios in use.

1. System "Simplex" talk groups.
 - a. STATEOPS (State Operations) talk groups are available to any 800 MHz System users on a statewide basis.
 - b. STATEOPS talk groups have pre-designated uses.
STATEOPS1 is designated for the Fire Services
STATEOPS2 is designated for Law Enforcement use.
STATEOPS3 is designated for General Government use.
STATEOPS4 is designated for the Fire Services.
STATEOPS5 is designated for Law Enforcement use.
 - c. KCSO radios are programmed with STATEOPS 2, 3 & 5 only.
2. KCSO "Simplex" talk groups.
 - a. There are a number of TAC talk groups on the KCSO talk group template that are for "simplex" operations.
 - b. All "simplex" talk groups are designated by the symbol below, being displayed on the LCD screen on the radios.

| → | This symbol indicates "line-of-sight."

13.01.045

REMOTE ACCESS DEVICE USE: 06/06

Such devices include, but are not limited to: Wireless Cards, Mobile Computing Network Systems (MCN), Blackberry devices, or any other device that subscribes to Washington State Patrol ACCESS.

1. All users of remote access devices must maintain current ACCESS certification and follow the guidelines of the ACCESS system.
2. **Users shall verify all ACCESS information, via dispatcher, before taking any law enforcement action.**
3. All remote access device users must have a password issued by the Computer Resource Unit Coordinator. Computer Resource Unit Coordinators are assigned at each Precinct and Special Operations.
4. When using any remote access device, deputies shall:
 - a. Immediately report all "NOAH Hits" to the DATA Unit.
 - b. Not send ACCESS terminal messages to other agencies except WSP.
 - Messages should be handled by phone or through the DATA Unit.
5. When sending messages to WSP, deputies should use the identifier "KCSO" and their rank, name and serial number in the text of the message.
6. All ACCESS messages are recorded and subject to public disclosure.

13.01.100 MOBILE CAD COMMUNICATIONS

13.01.105

POLICY STATEMENT: 02/16

It is the policy of the King County Sheriff's Office that its members will always conduct themselves in a professional manner while using Mobile CAD. Members should keep in mind that all communications involving Mobile CAD are retained and subject to public disclosure. Field supervisors and Communication Center supervisors are responsible for ensuring that personnel follow the guidelines set forth in this manual. Mobile CAD should be considered another communication tool designed to work with radio communications. Mobile CAD is not intended to replace radio communication with a dispatcher. Mobile CAD policy is not intended to replace general communication policies and procedures unless specifically stated in this section.

13.01.110

DEFINITIONS: 02/16

For the purposes of this policy:

"Automatic Vehicle Location (AVL)" A CAD function that allows a CAD or Mobile CAD user to view a GPS equipped vehicle's current location on the CAD or Mobile CAD maps.

"CAD Messaging" A CAD function that allows a CAD or Mobile CAD user to send a message to other CAD or Mobile CAD users.

"High Priority Incidents" Incidents that involve officer safety concerns, hazards or require multiple deputies to coordinate activities.

"Low Priority Incidents" Incidents that do not involve officer safety concerns and can be handled routinely by one deputy.

"MDT" or Mobile Data Terminal refers to a Mobile CAD capable laptop computer.

"Mobile CAD" is the mobile dispatch element of the CAD system that gives a field user full access to CAD information via their laptop computer.

"Stacking" A CAD function that allows a dispatcher to assign an event to a specific unit so they can dispatch themselves on a call. Stacking prevents other units from requesting or assigning themselves to an event because it will be exclusively assigned to a specific unit.

13.01.115

GENERAL MOBILE CAD USAGE GUIDELINES: 02/16

1. Mobile CAD provides limited situational awareness about activities occurring in a precinct area and cannot be relied upon to completely replace verbal radio communications. Dispatchers and deputies shall continue to use verbal radio communications:
 - a. When a low priority incident changes to a high priority incident, and
 - b. During incidents where multiple unit coordination and officer safety concerns are involved.
 - c. If there is a question on whether or not to use the radio, use the radio for communications.
2. CAD events may be dispatched to a deputy through Mobile CAD. The dispatcher shall announce their intention to send a Mobile CAD Detail and wait for an acknowledgement from the deputy before sending the detail.

3. Low priority incidents or incidents normally handled by one deputy shall be dispatched through Mobile CAD with minimal information verbalized to the deputy, "2K1, a Theft Report Mobile CAD." The dispatcher should allow the deputy to answer with a "go-ahead", "copy" or some other indication that they are ready for the detail before dispatching the CAD event to the deputy.
4. No details will be sent to a deputy's Mobile CAD without advising them over the air.
5. Deputies shall acknowledge receipt of the Mobile CAD detail by showing themselves enroute via Mobile CAD.
6. Status changes or updates on low priority incidents may be broadcast verbally or updated using Mobile CAD commands.
7. Deputies and dispatchers will routinely check Mobile CAD to determine what activities are occurring in their area.
8. High priority incidents, incidents involving officer safety concerns or incidents that require multiple deputies shall be broadcast with all details provided over the air.
 - Includes Code 1 and Code 2 calls.
9. Status changes or updates on high priority incidents will be broadcast verbally over the radio.

13.01.120

LOGGING ON/OFF CAD VIA MOBILE CAD: 02/16

Mobile CAD allows units to log into and out of service. This does not preclude going into service over the radio using verbal communication.

1. Mobile CAD users may log into service using Mobile CAD.
2. Mobile CAD users shall "log out" before shutting down Mobile CAD.
 - Mobile CAD users who do not log out of service before they shut down Mobile CAD will continue showing as in-service.
3. Mobile CAD users shall check to be sure they do not have an event in their stacked queue and that they have provided a final clearing code for any assigned detail before "log out."
4. Deputies may go into and out of service using verbal radio communication.

13.01.125

SENSITIVE INCIDENTS AND MOBILE CAD USAGE EXCEPTION: 02/16

Mobile CAD may be used for sensitive incidents when verbally broadcast details reduce the effectiveness or safety of the police response. A special incident, for example a bomb threat or sexual assault, may be more effectively handled by a basic MDT broadcast.

1. Sensitive CAD events may be routed to a deputy through Mobile CAD.
2. A patrol sergeant shall be included in the notification, "1F and 1F9, a 146 report Mobile CAD"
3. Any necessary supporting deputies shall be included in the notification, "1F, 1F8 and 1F9, a 10-55 report Mobile CAD"
4. The sergeant and all deputies will acknowledge receipt of the sensitive detail provided through Mobile CAD.

13.01.130

ON VIEW INCIDENTS AND MOBILE CAD: 02/16

Deputies who have been trained and are proficient with the on-view capabilities provided by Mobile CAD may make use of the function for low-priority activities. These may include out-of-service events, park checks, business checks, victim follow-ups or other low priority, routine activities believed to be safe.

1. Deputies are not required to use the on-view function and may use verbal radio procedures at any time to conduct on-view activity.
2. Deputies and dispatchers will routinely monitor CAD and Mobile CAD for on-view activity and conduct status checks when appropriate.
3. Deputies may use the Mobile CAD status update tools for on-views initiated by Mobile CAD.
4. Deputies shall not type and drive at the same time.
5. Verbal radio communication shall be used instead of Mobile CAD if:
 - a. A deputy is unsure of their location.
 - b. Officer safety conditions are involved.
 - c. A deputy is untrained or not proficient in how to use the on-view function in Mobile CAD.

13.01.135

ON VIEW TRAFFIC STOPS AND SUSPICIOUS CONTACTS AND MOBILE CAD:
02/16

1. Due to the unpredictable nature of traffic stops and suspicious contacts, deputies will use verbal radio communications when conducting on-view traffic stops and suspicious contacts.
2. Deputies shall not use Mobile CAD to conduct traffic stops or when handling a suspicious person or circumstance contact.

13.01.140

MESSAGE SYSTEM AND MOBILE CAD: 02/16

The Mobile CAD Message system has limitations and may be unreliable for necessary and prompt communications with the dispatcher. Messages can be easily missed, skipped or lost. The Message command is not intended to replace the communication procedures outlined in this section. All messages are subject to public disclosure and are retrievable.

1. CAD users shall not update their status or location by sending a message to a dispatcher or deputy. Deputies shall use Mobile CAD commands designed to update status and location or use verbal radio communications.
2. CAD users shall not use a Message to provide required information regarding a detail. Dispatchers and deputies shall use the communication procedures outlined in this section for department business.
3. The CAD message system shall only be used for official duties and work related activities.
4. CAD messages shall be polite and professional in nature. CAD messages shall not be used for personal activities, gossip or to ridicule suspects, witnesses or other department members.

13.01.145

STACKING AND MOBILE CAD: 02/16

The stacking command allows a dispatcher the ability to reserve a detail for a single unit. A deputy is then able to "dispatch" themselves to the stacked detail. Some low priority administrative details may be stacked to a deputy by a dispatcher, for example the daily, routine park check may be stacked each evening. Stacking a detail prevents available deputies from assigning the work to themselves. The command should therefore be used sparingly and is not intended to queue up all available work for deputies. In most cases, details should not be stacked and shall remain available for units who are available.

1. Deputies in the clear and wanting to be assigned to a detail holding ask for it to be dispatched instead of stacked.
2. Deputies currently assigned to a detail shall not ask the dispatcher to stack other unhandled details to them. This removes that detail from the visible holding queue for other deputies to see.
3. Some exceptions to the stacking are allowed, for example, an FTO wanting a type of incident for their trainee, a short re-route, or a deputy recognizing an RP from previous contacts and wanting to handle because of case or background knowledge.
4. A dispatcher may stack re-occurring, routine, low priority details such as park checks to deputies.
5. A dispatcher shall verbally advise a deputy when stacking a detail.
6. A deputy shall acknowledge verbally when a detail has been stacked.
7. A verbal advisement and acknowledgement does not need to occur when stacking multiple, routine calls such as parks checks. A general announcement will suffice in these cases.

13.01.150

ACCESS AND MOBILE CAD: 02/16

Mobile CAD has the ability to allow a deputy to run queries through ACCESS and DOL.

1. Mobile CAD is capable of performing a variety of ACCESS and DOL inquiries.
 - Dispatchers shall continue to perform these queries upon request.
2. A mobile CAD user unit shall alert their dispatcher immediately upon receiving a warrant, stolen vehicle, or officer safety return when the subject or vehicle is present or in-view. There is no need to make this notification for returns on informational inquiries.
 - a. If the deputy is currently attached to a detail when receiving a hit, then a brief verbal broadcast is required, such as "2A1, 10-63 on my last plate".
 - b. If the deputy is not on a detail, then a complete on-view is required using verbal radio communication, for example, "2A1, on-view occupied 10-63", then after the dispatcher indicates to proceed, "170/Aurora Av N, west side in the parking lot of the pawn shop".
3. The dispatcher shall follow standard operating procedures for handling warrants, stolen vehicles and officer safety returns, for example, "2K1 has an occupied 10-63 vehicle, 170/Aurora Av N, west side in the parking lot of the pawn shop, air is closed except for those units enroute to back".
4. The dispatcher shall re-run the name or plate from the deputy's history and follow standard operating procedures.
5. If the dispatcher discovers an error or misinterpretation of ACCESS, then the correct information shall be relayed to the deputy.
6. Deputies working off-duty and being paid by an entity other than the Sheriff's Office are not entitled to information from the WACIC/ACCESS/NCIC system in Mobile CAD.

13.01.155

MOBILE CAD and AVL: 02/16

The Automatic Vehicle Location (AVL) features of CAD and Mobile CAD allow users to see the current geographic location of units driving vehicles equipped with a GPS device attached to their laptop computers. The AVL features are intended to assist dispatchers with locating the closest available unit for pending details. It will also assist in locating deputies who may be in need of assistance and are unable to broadcast their current location.

1. The Use of AVL is mandatory and employees shall not intentionally disrupt, disconnect or create interference with their GPS device.
2. External GPS antenna shall be connected to the laptop computer whenever on duty and in their vehicle. The GPS antenna may be disconnected when the computer is needed outside of the vehicle for department business.

3. AVL does not work under the following conditions:
 - a. When a user logs out of Mobile CAD.
 - b. When the computer is powered off.
 - c. When the GPS antenna is disconnected from the computer.
 - d. When the GPS unit is covered or otherwise obstructed.

4. The King County Sheriff's Office will not release GPS information that will reveal the location of an employee's residence.

13.02.000 OFFICER/DEPUTY SAFETY FILES

13.02.005

INTRODUCTION: 05/13

The Officer Safety Hazard File was replaced with the Violent Person File (VPF). It was implemented to document individuals who have committed some overt act against a police officer or deputy. The purpose of the file is to provide protection to the police officer or deputy when he/she contacts an individual who has demonstrated assaultive behavior during a police contact. This file is available nationwide and all wanted inquiries are checked against it.

13.02.010

PROCEDURES: 04/10

1. An individual can be entered when they have exhibited assaultive behavior toward a law enforcement officer.
2. The individual must have taken some overt action against a police officer or deputy. Overt actions against a police officer or deputy include:
 - a. Any physical assault or attempted physical assault when contacted by an officer or deputy regardless of whether charges are filed on the assault.
 - b. The "threat" of death or physical harm if the suspect's criminal history and mental state make it likely that he/she will carry out the "threat" if contacted by a police officer or deputy.
 - c. Specific threats to a police department or sheriff's office or multiple department personnel.
 - d. Threats to criminal justice personnel from other states. If a police officer or deputy relocates from another state and there is a reason that a person of interests may follow, the information of the threat or assault that occurred in the other state would qualify if the conditions in 2(a) and 2(b) are met.
3. Records entered must be supported by documented incident and/or arrest reports that describe the threats that were made, or where actual assaults occurred leading to a reasonable conclusion that the individual poses a threat in encounters with law enforcement officers.
4. For routine entries deputies must:
 - a. Complete the "Officer Hazard/Premise Warning Entry Request" (KCSO form E-116).
 - b. Attach signed copies of all relevant incident and/or arrest reports that list information indicating the individual meets the criteria for entry.
 - **All incident and arrest reports must be signed by hand by the submitting deputy.**
 - **WSP ACCESS rules will not allow a report without a signature.**
 - **Computerized signatures are not accepted.**
 - c. Send the form and attached reports to the Data Control Unit Supervisor.
 - **All requests must be approved by the Data Supervisor prior to entry into the NCIC VPF.**
5. For emergency entries deputies must:
 - a. Show the subject being entered must meet all criteria for entry into the file as well as presenting an extraordinary, real time danger to law enforcement.
 - b. Complete the "Officer Hazard/Premise Warning Entry Request" (KCSO form E-116).

- c. Attach signed copies of all relevant incident and/or arrest reports that list information indicating the individual meets the criteria for entry.
 - **All incident and arrest reports must be signed by hand by the submitting deputy.**
 - **WSP ACCESS rules will not allow a report without a signature.**
 - **Computerized signatures are not accepted.**
 - d. Have their field supervisor first call the Data Unit and advise the Data Unit Supervisor or Lead that such a situation exists and that an Officer Hazard Request is being faxed immediately.
 - e. Fax the form and supporting reports to the Data Control Unit.
 - **All documents must be signed by hand before faxing.**
 - f. Forward the Officer Hazard/Premise Warning Entry Request form to Data with supporting reports to the Data Control Unit the following day.
6. Examples:
- a. An intoxicated spouse who arms himself in the middle of a domestic violence case, once he has learned that the police have been called would qualify for entry in the file. It is reasonable to assume that he would use the weapon against the police officer that responds to intervene in the domestic incident.
 - b. A subject who fled a traffic stop to avoid a warrant arrest and who is later captured would not qualify for inclusion because this act is not an overt act of aggression against a police officer; the subject is simply trying to flee from arrest.
 - c. An individual known to be a user of narcotics and commits armed robberies would not qualify; however, a petty criminal who physically resists arrest would be included.
7. All subjects entered into the hazard file will remain in the file indefinitely. Deputies are responsible for advising the Data Control Unit Supervisor during validation or when or if the entry is no longer appropriate. (If the deputy in question is no longer with the department, the supervisor that approved the report(s) will be responsible for the notification.)
8. All entries into the Violent Person File are validated three (3) months after entry and once a year thereafter.
- a. The Data Control Unit will send copies of the documents and a request for certification that the subject continues to be a threat to officers or deputies.
 - b. Deputies are required to review the document and sign and return the request cover sheet indicating that either the subject is still a viable threat or should be removed from the hazard file.

13.03.000 CRIME CLASSIFICATION REPORTING (FCR) AND UCR GUIDELINES

13.03.005

INTRODUCTION: 01/16

Many police activities Department members become involved in or have reported to, do not require an incident report. However, with few exceptions, a record is required for all police actions. To fulfill this need for information, the **Final Classification Reporting (FCR)** system is used. The FCR system also aligns with the **National Incident Based Reporting System (NIBRS)**. FCR reporting is required for all police incidents handled by Department members.

The FCR Card (KCSO Form # C-151) will no longer be printed and distributed. The current FCR Card can be accessed and down loaded at: <http://training/forms.aspx>

13.03.010

FCR SYSTEM, GENERAL: 08/97

1. The FCR system consists of three (3) distinct classifications that identify the nature of the incident, the disposition of the incident and the hazard encountered by the deputy(s) responding to the incident. These classifications are the incident classification code, disposition code, and hazard factor code.
 - a. The Incident Classification Code is:
 - A three (3) digit number assigned to various possible incident categories.
 - Their numbers range from 100 – 999.
 - Listed alphabetically within each subject heading.
 - b. The Disposition Code is:
 - A single alphabetical letter.
 - The letters E, F, G, H or K will always be used when an incident report is written.
 - c. The Hazard Factor Code is:
 - A single digit number from 0 - 9.
 - Number 7 will only be used for anti-harassment reports.
 - Number 9 will only be used for domestic violence reports.
2. Department members shall clear with the Incident Code that best describes the incident after the investigation has been completed (e.g., a vehicle is damaged but it is obvious the suspect(s) were trying to enter the vehicle, the incident code would be Vehicle Prowl, not Vandalism.)
 - a. The Incident Code shall be written on any report exactly as listed on the FCR Card (KCSO C-151).
 - b. The incident title chosen from the Incident Classification Code **may not** always agree with the offense definition found in the RCWs (e.g., the incident code is Vandalism but the RCW is malicious mischief or the incident code is Larceny but the RCW is theft).

3. Department members shall clear with the Disposition Code that best describes the action taken by a Department member.
4. Department members shall use the most serious Hazard Code that applies to the incident.
 - a. The codes indicating a deputy was assaulted (3 & 4) should only be used if a known suspect is to be arrested, or if an unknown suspect would be arrested if known.
 - b. These codes take priority over any other hazard code that may apply.
5. Only one (1) FCR shall be used to clear a single incident number.
 - Secondary or assisting units shall use the same Incident Classification Code as the primary unit but will use the Disposition Code X.

13.03.015

SUSPECT CODES: 08/01

Each person listed as a suspect will have an alpha code of either "A" (arrested) or "S" (suspect) listed in front of his/her name.

1. Patrol deputies will use the "A" code when closing a case by citing, forwarding an adult case to the Prosecutor's Office recommending misdemeanor charges or forwarding a case to Juvenile Court recommending misdemeanor charges.
2. All felony suspects will be identified with an "S" by patrol deputies.
3. Detectives forwarding cases to Adult or Juvenile Court for charges will use the code "A" for defendants.
 - Cases not cleared by arrest will have the code "S" for each suspect.
4. Suspects with "A" codes will have a four (4) digit code in the "charge" box of the incident report or on the line after the name of the suspect on a follow-up report.
 - The first three digits of the code will be the FCR code that best describes the charge followed by a "F" for felony or "M" for misdemeanor, (e.g., a person arrested for driving a stolen car will be a 327-F, or a person arrested for shoplifting will be a 287-M.)
5. Up to three (3) "charge codes" may be included for each suspect.

13.03.020

INCIDENT CLASSIFICATION CODES: 01/16

Not all Incident Classification Codes are defined below. Those defined are codes most often misunderstood or misused by Department members, or are used by certain units.

1. ASSAULT

101 - ASSAULT, AGGRAVATED (hands, fists, feet, etc.): Assaults where no dangerous weapon was used but serious injury did occur in which medical treatment was necessary.

- This classification should be used if, in the deputy's opinion, medical treatment was necessary but was refused by the victim.

102 - ASSAULT, CUTTING INSTRUMENT: Assaults where a knife, razor, axe, scissors, glass or any other cutting instrument is used whether or not injury occurred.

103 - ASSAULT, HANDGUN: The weapon is known to be a standard hand held firearm (e.g., revolver, semi-automatic pistol, etc.) whether or not injury occurred.

104 - ASSAULT, HANDGUN – DRIVE BY:* The weapon is known to be a handgun and the discharge is either from a motor vehicle or from the immediate area of a motor vehicle which was used to transport the shooter, the weapon, or both to the scene of the shooting.

105 - ASSAULT, LONG GUN: The weapon is known to be a standard long-barreled weapon (i.e., shotgun, rifle, etc. include if sawed off or converted to a pistol grip.)

106 - ASSAULT, LONG GUN – DRIVE BY:* The weapon is known to be a standard long-barreled weapon and the discharge is either from a motor vehicle or from the immediate area of a motor vehicle which was used to transport the shooter, the weapon, or both to the scene of the shooting.

107 - ASSAULT, OTHER FIREARM: The firearm does not fit the above types (i.e., pellet gun or rifle, BB gun or rifle, etc.)

108 - ASSAULT, OTHER FIREARM – DRIVE BY:* The weapon does not fit the above types and the discharge is either from a motor vehicle or from the immediate area of a motor vehicle which was used to transport the shooter, the weapon, or both to the scene of the shooting.

109 - ASSAULT, UNKNOWN FIREARM: The firearm cannot be identified by any source (i.e., shell casings, witnesses, etc.)

110 - ASSAULT, UNKNOWN FIREARM – DRIVE BY:* The firearm cannot be identified and the discharge is either from a motor vehicle or from the immediate area of a motor vehicle which was used to transport the shooter, the weapon, or both to the scene of the shooting.

NOTE: * In drive by cases, there must be a discharge of a weapon.

111 - ASSAULT, OTHER WEAPON: Assaults where a weapon such as a club, tire iron, brick, rock, vehicle, etc., is involved.

- Whether or not injury occurred.

112 - ASSAULT SIMPLE: Assaults where no weapon was used and no serious injury occurred.

2. ROBBERY

125 - ROBBERY, BANK: Robberies that occur in a commercial bank, savings and loan, or other banking institution.

126 - ROBBERY, CHAIN STORE: Robberies that occur within a store or restaurant that is one of many businesses with the same name or owner (e.g., K-Mart, McDonalds, 7-11, Safeway, International House of Pancakes, etc.).

127 - ROBBERY, COMMERCIAL HOUSE: Robberies that occur in a structure other than a bank, chain store, gas station, or residence.

128 - ROBBERY, GAS STATION: Robberies that occur within a structure who's primary business is selling gasoline.

129 - ROBBERY, HIGHWAY: Robberies that occur outside a building or structure that are not covered by another robbery category.

- Includes public or private roads, parking lots, inside vehicles, etc.

130 - ROBBERY, MISCELLANEOUS: Use for any robbery that does not fall under the other categories

131 - ROBBERY, RESIDENCE: Robberies that occur inside a private residence.

132 - ROBBERY, CARJACKING: The taking of a motor vehicle by force or threat of force to a person.

3. **SEX OFFENSES**

139 – CHILD LURING: (includes attempted)

140 - CHILD MOLESTATION: Sexual contact with a child under 16.

141 – PORNOGRAPHY/OBSCENE MATERIAL: the illegal manufacturing, publishing, selling, purchasing, or possession of sexually explicit material, includes child porn.

142 - INCEST: Sexual assaults committed by family members.

143 - INDECENT EXPOSURE: Exposing the genitals to public view.

144 - INDECENT LIBERTIES: Touching the private body parts of another person for sexual gratification without the consent of the victim, including instances where the victim is incapable of giving consent.

145 - RAPE, ATTEMPT: Attempted sexual assault.

146 - RAPE: The carnal knowledge of a person against will of the victim, including instances where the victim is incapable of giving consent.

147 - SEX OFFENSE, NSC: Any offense of a sexual nature not covered elsewhere in this section.

148 - RAPE, CHILD: Sexual penetration of any type with a child.

149 - SEXUAL OFFENDER REGISTRATION: Registration of a convicted sex offender.

150 - SEXUAL OFFENDER REGISTRATION VIOLATION: Failure to register or notify of a move, or violation of any part of a court order.

151 - SEXUAL OFFENDER VERIFICATION: Verification of registered offender's information or location.

4. **FAMILY/JUVENILE**

160 - CHILD ABUSE: Physical abuse of a child.

- Use an assault classification if there is a serious injury.
- If the abuse was sexual, a sex offense classification should be used.

161 - CHILD NEGLECT: Poor living conditions, child endangerment, etc.

162 - DISTURBANCE, FAMILY: Use this classification **only** when the investigation reveals that no crime was committed. An incident report is not mandatory but is recommended if there is history of, or likelihood of other Domestic Violence incidents.

- If a crime was committed, an incident report is mandatory and will be written using the appropriate FCR title (e.g., Assault, Vandalism, etc.).

165 - CUSTODIAL INTERFERENCE: All custody disputes where a relative denies access to a child or other dependent person by a parent, guardian, institution, agency or other person who has legal custody of such child or dependent person.

- An incident report should be completed if the deputy is in doubt whether a custodial interference has taken place.

166 - ELDERLY OR DEPENDENT ABUSE: Physical abuse committed against and elderly or physically/mentally dependant person.

- Use an assault classification if there is a serious injury.
- If the abuse was sexual, a sex offense classification should be used.

167 - ELDERLY OR DEPENDENT NEGLECT: Poor living conditions or otherwise endangering an elderly or physically/mentally dependant person.

168 - INTERFERING WITH THE REPORTING OF DOMESTIC VIOLENCE: In any way attempting to prevent a victim or witness from reporting a DV crime.

5. FRAUDS

180 - EMBEZZLEMENT: Offenses which include the misappropriation or misapplication of money or property which is entrusted to a person's care, custody or control.

181 - EXTORTION: A person knowingly obtains or attempts to obtain by threat the property or services of another.

182 - FRAUD, ALL OTHER: Offenses which include the fraudulent conversion and obtaining of money or property by false pretenses, not including forgery.

- This includes confidence games.

183 - FRAUD, BAD CHECKS: Obtaining money or property by delivering a check or draft with the knowledge the account is closed.

184 - FORGERY: Making, altering, uttering, possessing or signing, with the intent to defraud. Such as:

- Public or private records.
- Wills, deeds, notes, bonds, driver's license.
- Counterfeiting of currency.
- Possession, manufacture of counterfeiting apparatus.
- The forging of prescriptions should be classified as "Forged Prescription" (210).
- Other incidents not involving checks, drafts or credit cards.

185 - FORGERY - CHECKS: Making, altering, possessing or signing with the intent to defraud any check or draft.

- This includes counterfeit checks or drafts.

186 - FORGERY - CREDIT CARDS: Making, altering, uttering or signing with the intent to defraud by credit card. This includes:

- Counterfeit credit cards, applications for credit cards or the use of credit card numbers.
- In offenses where a credit card was used by the rightful owner to unlawfully obtain money or property, classify the offense as a "Larceny NSC."

187 - COMPUTER HACKING: Investigations involving unlawful access to systems or the recovery of records and evidence from computers.

- If the primary investigation involves illegal pornography, use the FCR (141).

189 – IDENTITY THEFT: Wrongfully obtaining and using another person's personal data, (eg., name, DOB, SSN, OLN, credit card number).

190 – CREDIT CARD/ATM FRAUD

- Fraudulently accessing devices such as an ATM or the using credit, debit or EBT cards.
- In offenses where a credit/debit/ATM card was used by the rightful owner to unlawfully obtain money or property, classify the offense as a "Larceny NSC."

191 – WELFARE FRAUD: The use of deceitful statements, practices, or devices to unlawfully obtain welfare benefits

192 – WIRE FRAUD: The use of an electric or electronic communications facility to intentionally transmit a false and/or deceptive message in furtherance of a fraudulent activity

193 – IMPERSONATION: Falsely representing one's identity or position and acting in the character or position thus unlawfully assumed to deceive others and thereby gain a profit or advantage.

6. CONTROLLED SUBSTANCE VIOLATIONS

200 - CONTROLLED SUBSTANCE VIOLATION: Offenses involving the possession or sale of any controlled substance as defined by the Uniform Controlled Substance Act.

- Includes felony marijuana violations, and the possession of a prescription drug outside of a proper container.

201 - FORGED PRESCRIPTION: Use this classification for forged prescriptions only.

202 - MARIJUANA (Misdemeanor): Use this classification only for misdemeanor quantities of marijuana.

203 - OVERDOSE, DRUG: Any incident where the use or abuse of any controlled substance, prescribed medication, alcohol or other drug results in the individual requiring medical attention.

- Does not include suicide attempts.

204 - CONTROLLED SUBSTANCE FOR DISPOSAL: Use when controlled substances or any paraphernalia are confiscated or found and no criminal charge will result.

205 - NARCOTIC ACTIVITY REPORT: When intelligence involving narcotic activity is received and forwarded to the Drug Enforcement Unit on the Narcotic's Activity Report, (KCSO Form B-124).

207 – DRUG EQUIPMENT VIOLATION: The unlawful manufacture, sale, purchase, possession, or transportation of equipment or devices utilized in preparing and/or using drugs or narcotics.

7. VICE

211 - PROSTITUTION, PIMPING: To solicit customers or transport persons for prostitution purposes; to own, manage, or operate a dwelling or other establishment for the purpose of providing a place where prostitution is performed.

212 – PROSTITUTION, PURCHASING: To engage in commercial sex acts for anything of value.

215 - GAMBLING: Offenses which relate to promoting, permitting, or engaging in illegal gambling.

8. MISCELLANEOUS CRIMES

221 – UNLAWFUL POSSESSION OF A FIREARM: Includes CCW, VUFA and minor weapon violations.

222 - DEATH INVESTIGATION: Any incident where the death of a human is involved except for fatality vehicle accidents.

- Incident reports shall not be titled Homicide, Suicide, Accidental Death, etc.

225 – FIREARM, ILLEGAL DISCHARGE: Includes reckless shooting.

226 - KIDNAPPING: Abduction and/or restraining of a person without their consent.

227 - OBSTRUCTING AN OFFICER: An individual who without lawful excuse knowingly delays or obstructs a public servant in the discharge of his/her official powers or duties.

228 – PERSON WITH A WEAPON: Includes barricaded person.

229 - RECKLESS ENDANGERMENT: A person engages in conduct which creates a substantial risk of death or serious bodily injury to another person.

230 – SHOOTING, ACCIDENTAL:

231 - STALKING/HARASSMENT: A person intentionally and repeatedly follows another person to that person's home, school, place of work, or other location, and the person being followed is intimidated, harassed or placed in fear of being harmed.

232 – SUICIDE ATTEMPTED: The subject has harmed themselves in an attempt to commit suicide.

- A person who overdoses on drugs and there is no evidence of them trying to commit suicide will be a drug overdose.

234 - THREATS: A threat is communicated to a victim without any overt action to carry out the threat.

236 - VIOLATION OF COURT ORDERS (Misdemeanor): Title the incident with the violation of the appropriate order (e.g., Violation of Restraining Order, Violation of Anti Harassment Order, Violation of No Contact Order).

- Use hazard factor 7 on anti harassment reports that are not Domestic Violence.
- Use the hazard factor 9 for all court order violations that are Domestic Violence related.

237 - VIOLATION OF COURT ORDERS (Felony): Use the same information listed in misdemeanor court order violations.

238 - MALICIOUS HARASSMENT: Any act done maliciously and with intent to intimidate and harass a person or persons because of their:

- Race.
- Color.
- Religion.
- Ancestry.

- National Origin.
- Gender.
- Mental, Physical or Sensory Handicap, and/or
- Sexual Orientation.

Use the hazard factor 5 for all hate crimes.

239 – BRIBERY: The offering, giving, receiving, or soliciting of anything of value (e.g., a bribe, gratuity, or kickback) to sway the judgment or action of a person in a position of trust or influence.

240 – HUMAN TRAFFICKING, COMMERCIAL SEX ACT: Inducing a person by force, fraud, or coercion to participate in commercial sex acts, or in which the person induced to perform such act(s) has not attained 18 years of age.

241 - HUMAN TRAFFICKING, INVOLUNTARY SERVITUDE: The obtaining of a person(s) through recruitment, harboring, transportation, or provision, and subjecting such persons by force, fraud, or coercion into voluntary servitude, peonage, debt bondage, or slavery (not to include commercial sex acts).

9. **ALARMS** 251 - 257

- All false alarms shall be cleared with the Disposition Code (K).

10. **BURGLARY, COMMERCIAL & RESIDENTIAL** 271 - 276

a. BURGLARY for classification purposes, is the unlawful entry into a structure to commit a crime against a person or property therein.

- A structure is considered to be, but not limited to the following:

■ House.	■ Office.
■ Apartment.	■ Church.
■ Mobile Home.	■ School.
■ Cabin.	■ Warehouse.
■ Barn.	■ Railroad Car.
■ Stable.	■ Garage.

 - Out Building (tool shed).
 - Boat if used as a permanent residence.
 - Travel Trailer if used as a permanent residence.
 - A fenced area used for business (e.g., lumber yard, wrecking yard).
- A non-structure is considered to be, but not limited to the following:

■ Tent.	■ Tent Trailer.
■ Motor Home.	■ Travel Trailer used for recreation.
■ Boat used for recreation.	

b. FORCIBLE ENTRY is using force of any kind to enter a structure. Force is considered to be, but not limited to:

- Use of any tool.
- Breaking windows.
- Forcing windows or doors.
- Unauthorized keys.
- Burglary by concealment is considered FORCIBLE ENTRY if the suspect had to force their way out.

- c. NON-FORCIBLE ENTRY is entry by unlocked or open doors or windows.
- d. COMMERCIAL/RESIDENTIAL The classification of Commercial Burglary and Residential Burglary are determined by the **type of structure** rather than the type of property taken. As a general rule:
 - RESIDENTIAL is a structure primarily where people reside, including garages, out buildings, barns, etc., associated with the residence.
 - COMMERCIAL is a structure primarily used for conducting business, including garages, out buildings, fences, etc., associated with the business.

11. LARCENY

LARCENY for classification purposes is to wrongfully obtain or exert unauthorized control over the property or services of another with intent to deprive that person of such property or services including attempts.

280 - DINE AND DASH: Dining at a restaurant and failing to pay the bill.

281 - AUTO PARTS AND ACCESSORIES: Any part or accessory attached to the exterior or interior of a motor vehicle whether or not it is needed for the operation of the vehicle. This would include, but not limited to, the theft of:

- Gasoline.
- Tape Decks.
- Carburetor.
- Emblems.
- Antennas.
- Tires.

282 - BIKE

283 - COIN OPERATED MACHINE OR DEVICE: Theft from a machine or device which is operated or activated by the use of coins, such as:

- Soft drink machines.
- Stamp machines.
- Cash/Change machines.

284 - NOT SPECIFICALLY CLASSIFIED: Thefts which do not fit the definitions of the other larceny categories. These would include, but not limited to:

- Theft of animals.
- Theft of lawn equipment not in a structure.
- Theft from airplanes.
- Theft from boats, tents, travel trailers, etc., used for recreation.

285 - POCKET PICKING: In addition to the ordinary meaning, this classification includes:

- Taking property from purses when worn by victim.
- Taking property from an unconscious person.

286 - PURSE SNATCHING: Grabbing or snatching a purse, handbag, etc., from a person.

- If physical force is used or threats are made, the incident should be classified a Robbery.

287 - SHOPLIFTING: The theft by a person, other than an employee, of merchandise offered for sale.

- The person had legal access to the merchandise.

288 - THEFT FROM AUTO: Theft of property from a motor vehicle whether or not it was locked.

- Does not include parts or accessories associated with the vehicle.

289 - THEFT FROM BUILDING: Theft from a building that is open to the public or the person had legal access (i.e., a person who is attending a party takes a wallet from the host's dresser).

290 – GAS, DRIVE OFF

12. VEHICLE THEFT/RECOVERY

300 - AUTO: The theft of a passenger automobile, pickup, SUV, etc.

- Whether or not the vehicle was licensed.
- If a vehicle was taken in a burglary or other crime, the incident will be titled and cleared with the FCR for burglary or other crime.
- When recovering vehicles that were stolen in unincorporated King County or a Contract City, use the original incident number and clear the incident with the appropriate Follow up disposition.

302 - BUS OR TRUCK: Theft of a vehicle designed to transport people, cargo, or equipment on a commercial basis.

304 - OTHER VEHICLE: Theft of vehicles such as motorcycles, mini-bikes, snowmobiles, boats, boat trailers, airplanes, etc.

306 - HEAVY EQUIPMENT AND VEHICLES NOT COMMONLY LICENSED: The theft or recovery of equipment such as; riding lawn mowers, golf carts, farm machinery, bulldozers, and other construction equipment.

311 - VEHICLE RECOVERY, OUTSIDE STOLEN: The recovery of vehicles which were stolen outside unincorporated King County or contract cities. Deputies shall:

- Obtain an incident number.
- Clear the incident with the appropriate disposition.

312 - STOLEN LICENSE PLATES: When license plates are stolen.

314 – ATTEMPT AUTO THEFT: Incidents where a subject(s) has attempted to take an auto but for some reason was not able to do so, (i.e., unable to start, interrupted by victim or police).

315 – PROWLER, VEHICLE: Incidents where a subject(s) is loitering near, or have damaged, a vehicle or boat with the intent to take the vehicle or boat, or take property from the vehicle or boat.

- This code is to be used if a suspect is charged with VEHICLE PROWL.
- If a more serious crime is discovered, use the appropriate FCR (e.g., larceny, auto theft, etc).
- If a vehicle is damaged but it is obvious the suspect(s) were trying to enter the vehicle, the incident code would be Prowler, Vehicle, not Vandalism.

13. PROPERTY, FOUND/LOST/STOLEN

329 – PROPERTY, UNCLAIMED IMPOUND: Use when impounding property which is unclaimed such as unclaimed property from inside an impounded vehicle.

14. MISCELLANEOUS CODES

332 - TRESPASS: A person knowingly enters and remains unlawfully in a building or on the property of another.

VANDALISM: The willful or malicious destruction, injury, disfigurement, or defacement of any public or private property.

- If the person entered a building unlawfully and vandalized, the incident should be titled Burglary.
- If property is damaged by a vehicle in an accident, a collision report should be taken.

334 – VANDALISM LESS THAN 1,500 DOLLARS

336 – VANDALISM OVER 1,500 DOLLARS

15. PUBLIC HAZARDS/NUISANCE

350 - BOMBING: An explosion caused by an explosive device placed by a person with the intent to do damage.

- The use of devices such as "Molotov Cocktails" should be titled Fire Investigation.

351 - BOMB THREAT: A statement, transmitted to a school, office building, residence, etc., indicating that an explosive device has been or will be placed on the premises.

355 – FIREWORKS, CONFISCATED/VIOLATION: Not Nuisance.

360 – ANIMAL PROBLEM: Including dog bites

362 - DISASTER: Major incidents of a non-technological nature such as:

- Floods.
- Earthquakes.
- Major Storms.

363 - DISORDERLY CONDUCT: Use this classification for offenses such as:

- Disorderly conduct in public places.
 - Includes lewdness.
- Disturbing the peace.
- Disturbing public meetings.

364 – DISTURBANCE: Noise, loud party, etc.

365 - DRUNKENNESS: Displays of drunkenness which require intervention and/or transportation of the subject.

- Does not include DUI arrests.

368 – GAME VIOLATIONS: Fishing, hunting

369 – HAZARDS: Cave in, found dynamite, down wires, etc.

370 – LIQUOR/TOBACCO VIOLATION: The violation of State or local liquor/tobacco laws including, but not limited to the following:

- Illegal possession and/or consumption by a minor.
- Furnishing liquor to a minor.
- Minor frequenting an establishment that sells liquor.
- Illegal possession and/or use of tobacco products.
- Furnishing tobacco products to persons under 18.

371 - MENTAL HEALTH CONTACTS: Any incident where the victim, suspect, complainant, etc. shows signs of a mental or emotional impairment which has a substantial effect on the individual's cognitive or volitional functions.

- If a crime occurred, use the appropriate FCR.
- An incident report is required when:
 - Safety of the subject, deputy(s) or public is involved.
 - A person who talks of suicide or writes a note but does not take any steps toward the act.
 - Transported to a medical facility (both voluntarily and non-voluntarily).
 - Possible future contacts with the individual are anticipated.

374 – PHONE CALLS, INDECENT OR NUISANCE: Not threats

375 - PROWLER, PREMISES: Incidents where a subject is loitering near a residence or other building or area.

- If a more serious crime is discovered, use the appropriate FCR (e.g., burglary, theft, trespass, etc).

380 - UNUSUAL OCCURRENCE OR MAJOR INCIDENT: Major incidents of a technological nature or caused by man, these may include:

- Riots.
- Demonstrations.
- Plane Crashes.
- Train Accidents.

381 - ENVIRONMENTAL ACCIDENT: Accidents which result in damage or danger to land, water or air. These may include:

- Oil spills.
- Chemical pollution.
- If a death is involved, the incident will be titled Death Investigation.

16. **WARRANT SERVICE AND CIVIL PROCESS:**

510 – CRIMINAL WARRANT, FELONY (Outside Agency): When a subject is contacted or arrested for a felony warrant issued from a jurisdiction other than unincorporated King County or Contract Cities.

511 - CRIMINAL WARRANT, MISD. (Outside Agency): When a subject is contacted or arrested for a misdemeanor warrant issued from a jurisdiction other than unincorporated King County or Contract Cities.

17. **COMMUNITY POLICING:** These codes are to be used when activities are related to community policing.

18. **SERVICE CALLS:**

555 - CIVIL PROBLEM: This classification includes all details that refer to civil complaints, problems, etc.

- Includes donated or surrendered weapons.

562 - UNSECURED PREMISES: Residential and commercial buildings where doors, windows roof hatches, etc., are open and it is apparent that no person is on the premises.

567 - WELFARE STATUS: When a police investigation is requested to ascertain the status of a person's welfare.

569 – SPECIAL EVENTS: Pre-planned events may include;

- Sporting Events.
- Parades.
- Concerts.
- Memorials.

19. **DOWN TIME:** All down time FCRs should be closed with a “Z” disposition code.
20. **COURT SECURITY:** Are used by court security personnel.
21. **911 HANG UP CALLS:** Use for 911 hang up calls when another FCR does not properly describe the incident.
22. **METRO:** Metro codes will be used on incidents involving metro buses and metro property. If a more serious crime is involved, (i.e., assault, robbery, etc.), the proper FCR should be used.
23. **ST LIGHT RAIL:** Light rail codes will be used on incidents involving light rail trains and sound transit property. If a more serious crime is involved, (i.e., assault, robbery, etc.), the proper FCR should be used.
24. **ST SOUNDER:** Sounder codes will be used on incidents involving sounder trains and sound transit property. If a more serious crime is involved, (i.e., assault, robbery, etc.), the proper FCR should be used.
25. **FOLLOW-UP UNIT CODES:** These codes are only for the use of follow-up units.

13.03.025

DISPOSITION CODES: 02/21

- A. Arrest Made - No Incident Number Needed (e.g., warrant arrest).
- B. Assistance Rendered/Assignment Completed On Scene - No Incident Report.
- C. Assistance Rendered/Assignment Completed Over Telephone - No Incident Report.
- D. Cancelled By Radio.
- E. * Incident Report On Scene - No Arrest/No Booking/No Citation.
- F. * Incident Report Over Telephone - No Arrest/No Booking/No Citation.
- G. * Incident Report – Physical Booking Made.
- H. * Incident Report – Citation/NOI Issued/Charged By Investigation/No Booking.
 - Includes juveniles who are fingerprinted and photographed and released to a parent or guardian.
 - Includes when the Children and Family Justice Center (CFJC) declines to accept juvenile.
- J. Notice of Infraction or Criminal Traffic Citation issued with no incident number assigned.
- K. * False Alarm.
- L. F.I.R. Made.
- M. Follow-up On Scene - No Arrest/No Booking/No Citation.
- N. Follow-up Over Telephone - No Arrest/No Booking/No Citation.
- O. Follow-up - Arrest/Physical Booking Made.
- P. Follow-up - Citation Issued/Charged By Investigation/No Booking.
 - Includes juveniles who are fingerprinted and photographed and released to a parent or guardian.
 - Includes when the Children and Family Justice Center (CFJC) declines to accept juvenile.

- Q. No Police Action Possible/Necessary.
- R. Referred To Agency Other Than KCSO.
- S. Referred To Other KCSO Division - No Incident Report.
- T. Taken To Home, Family, or Medical Facility.
- U. Unable To Locate Incident, Complainant, or Suspect.
- V. Warning Given.
- W. Supervisory Contact.
- X. Extra Unit (in addition to, or support of, assigned unit).
- Y. Duplicate Card (Comm Center Use Only).
- Z. Out of Service.

* One Of These Codes Is Required Every Time An Incident Report Is Written.

13.03.030

HAZARD FACTORS: 08/05

- *. Mail-in Report.
- 0. No Apparent Hazard.
- 1. Hazard Existed (Armed Suspects, Bomb Disposal, Resisting Arrest, Obstructing, etc.).
- 2. Gang Related Incident.
- 3. Deputy Assaulted/Officer, No Weapon. (Note #1)
- 4. Deputy Assaulted/Officer, Weapon. (Note #1)
- 5. Hate Crime.
- 6. Problem Solving Related.
- 7. Anti-harassment, Non-Domestic Violence Only. (Note #2)
- 8. Pursuit Involved.
- 9. Domestic Violence. (Note #2)

Note #1. Use this code only when suspect is arrested for assault or suspect unknown but would be arrested if known. This code takes priority over other codes which may apply.

Note #2. **All** Anti-harassment incidents and **All** Domestic Violence incidents require an Incident Report, per State Law.

13.03.035

FCR EXAMPLES: 04/94

In certain instances, the manner in which an incident should be classified may be difficult to determine. The following examples are guidelines to help in determining the proper classification for complex or multiple incidents.

1. LARCENY/BURGLARY
 - a. Theft from a partially constructed house.
 - Windows and doors not installed. LARCENY, NSC
 - Windows and doors installed. BURGLARY, RES
 - b. Theft from a locked fenced area.
 - Used for business. BURGLARY, COMM
 - Not used for a business. LARCENY, NSC
 - c. Theft from a hotel/motel room by an authorized occupant. LARCENY, TFB
 - d. Theft from a hotel/motel room by an unknown person, regardless of whose property was taken. BURGLARY, COMM
 - e. Theft from a house by a guest. LARCENY TFB

- f. Theft from a vehicle from inside a garage. BURGLARY
- g. Theft from a recreational vehicle or trailer whether or not it was in use at the time. LARCENY NSC
- h. Theft of a purse from a shopping cart in a store. LARCENY TFB

2. MULTIPLE CRIMES

- a. A suspect is arrested for burglary and during the arrest, narcotics are found on the suspect.
 - An incident report for BURGLARY should be taken for the original incident.
 - A separate incident report with a separate case number, for a CONTROLLED SUBSTANCE VIOLATION should also be written.
- b. On occasion, a number of offenses will be committed by an individual or group of individuals over a short period of time. These types of incidents can be cleared with one report written with multiple victims by patrol deputies. For example:
 - Fifteen mail boxes were knocked over in the same vicinity and by the same vehicle, within the span of twenty minutes.
 - A drunk driver lost control of his car and sideswiped three parked cars before stopping.

13.03.040

UNIFORM CRIME REPORTING: 08/97

Uniform Crime Reporting, (UCR) guidelines were developed and are administered by the Federal Bureau of Investigation. The statistics received from UCR provide a nationwide overview of crime. The following UCR guidelines are for the final disposition of cases investigated by the Department.

CLEARED BY ARREST:

A case can be closed by arrest when at least one suspect is **positively identified** and charges are **recommended** to the Prosecuting Attorney's Office.

- 1. Physical booking into a jail, or juvenile detention facility is not required.
- 2. Charging of all suspects, if there are multiple suspects in the crime is not required.
- 3. This category includes criminal citations into district and municipal courts for misdemeanors, and felony filings into Superior Court, as well as all filings into Juvenile Court.

EXCEPTIONAL CLEARANCE:

A case can be closed "exceptional" if it can be established that a crime has been committed and the identity of a suspect is positively confirmed, but due to circumstances beyond our control, no charges are filed. Examples of this type of closure are:

- 1. A case in which the victim declines to assist in prosecution.
- 2. The suspect dies before charges are filed.
- 3. Another police agency files charges on a related crime stemming from the same incident. (e.g., a car stolen in King County, but suspect arrested out of the stolen car in Bellevue, Bellevue PD charges the suspect with possession of the stolen car. We would close this case "exceptional".)

UNFOUNDED

Cases are closed "unfounded" when the investigation reveals that no crime has been committed. Examples of this type of closure are:

1. A theft by one party that is determined to be a false report.
2. Jurisdictional issues. (e.g., If we take a report believing that the location of occurrence is in our jurisdiction, but later discover the crime actually happened in another police agency's jurisdiction, our case must be closed "unfounded" and the responsible agency must do its own report and investigation.

ADMINISTRATIVE

1. This clearance is used primarily to close non-criminal police investigations like found property.
 - For example, a citizen finds a wallet and has surrendered it to the police. The investigation reveals who the owner of the wallet is and that the item was lost, not stolen.
2. Criminal cases shall not be cleared administratively.

INACTIVE

This category is used when all investigative leads are exhausted and the case cannot be closed by any of the above classifications.

14.00.000 SHERIFF'S OFFICE TECHNOLOGY SYSTEMS

14.00.005

SECURITY POLICY STATEMENT: 02/15

The purpose of publishing a security policy is not to impose restrictions that are contrary to King County Sheriff's Office established culture of openness, trust and integrity; rather, King County Sheriff's Office is committed to protecting its business, data resources, employees, and partners from illegal or damaging actions committed by individuals, either knowingly or unknowingly.

Department Internet/Intranet/Extranet-related systems and services, including but not limited to computer equipment, software, operating systems, smart phones storage media, network accounts providing electronic mail, and web browsing are the property of King County Sheriff's Office. These systems and or services are to be used for business and criminal justice purposes only in serving the interests of King County, and of our clients and customers in the course of normal operations and are subject to public disclosure.

Implementing effective security is a coordinated effort involving the participation and support of every King County Sheriff's Office employee and affiliate who deals with information and/or information systems. As such, it is the responsibility of every computer user to know these guidelines, and to conduct their activities accordingly.

14.00.010

GENERAL USE AND OWNERSHIP: 02/21

1. All data created on departmental systems including, emails, text and voice messages, photographs and videos remains the property of King County.
2. Sheriff's Office and King County data may be accessed remotely, and reviewed and released under public disclosure, subpoenas, and discovery.
3. Data created on departmental systems is not private with extremely limited exceptions.
4. Users do not have a right of privacy when using departmental systems and should be aware that usage is subject to public disclosure.
 - The use of ACCESS, CAD, IAPRO or any department RMS for personal reasons is prohibited.
5. Users are responsible for exercising good judgment regarding personal use of information systems resources. If there is any uncertainty relative to appropriate usage of information systems resources, users should consult their supervisor.
6. Information system devices and any accompanying components, which are connected to department networks must be approved and installed by an Information Services Section technician. Information system devices can include, but are not limited to the following: servers, laptops, desktops, tablets, smartphones, wireless equipment, etc.
7. Users shall not alter or manipulate department information system devices i.e. do not re-configure a mobile hotspot, do not remove SIM or SD cards.
8. Users shall not set any rules within their email software (Microsoft Outlook) to forward county email to non-county email servers or accounts.
9. Any and all computing equipment may be subject to unannounced audits to ensure the integrity of KCSO networks, computing systems, and agency data.

14.00.015

IAPRO: 07/15

IAPRO is a software program designed to uphold the integrity and accountability of the Sheriff's Office. It is used for receiving and retention commendations, investigating employee misconduct, and assisting supervisors manage incidents such as section level discipline, use of force, first level discipline, vehicle collisions and pursuits and early intervention issues that are entered through the BlueTeam software.

1. IAPRO contains sensitive and confidential information. IAPRO shall only be accessed by commanders and managers to conduct inquiry findings and recommendations reviews, for IIU investigations (department and section level), to complete employee performance evaluations and other department business such as research and analysis. Any other use is strictly prohibited.
2. Abuse of the IAPRO system may be considered conduct unbecoming due to the adverse effect on members of the Sheriff's Office. Unauthorized use is subject to discipline.

14.00.020

USE OF MDC DEVICES: 06/15

Members shall not operate an MDC/MDT or similar device/instrument while driving any county owned vehicle unless one or more of the following applies:

1. The driven vehicle is at rest.
2. The communication is of an emergent nature, and radio traffic prevents its timely transmission.
3. The communication is necessary for officer safety, and radio traffic prevents its timely transmission.

14.00.025

WIRELESS COMMUNICATION DEVICES: 04/17

It is the Sheriff's Office policy to practice effective stewardship and to limit the use of wireless communication devices to official and approved purposes. The issuance of department owned wireless communication devices does not negate the member's responsibility to maintain standard communication, such as the department's radio communications center, when appropriate.

1. The Sheriff's Office will provide department members with communication devices to better perform their specific job functions. For the purpose of this section, wireless devices may include:
 - a. Smart Phones with broadband and tethering capability.
 - b. Flip Phones for telephone only communication.
 - c. Mobile broadband devices such as wireless cards and mobile hotspots.
2. With the exception of specific contract cities, all sworn personnel will be issued a department wireless device. The exact type of device, device capabilities, and upgrades will vary depending upon:
 - a. Available Technology.
 - b. Costs.
 - c. Vendor.
 - d. Assignment.
3. Wireless devices may be issued to other personnel as directed by a Captain or higher, a Department Head, or specific contract language. Examples of this may include:
 - a. Specific AFIS personnel.
 - b. Non-sworn personnel in positions that require availability.
 - c. Search & Rescue volunteers.

4. The Computer Resource Unit is responsible for issuing and replacing devices, based upon a needs assessment. Needs to consider may be:
 - a. Maintenance.
 - b. Special events.
 - c. Specific geographical limitations.
 - d. Availability and cost of replacement.
5. Unless in an emergency, members shall not use any hand held wireless communication device while driving a department vehicle unless it is equipped with a hands free device.
6. Wireless devices are not to be used in lieu of the police radio for communication unless reasonably warranted due to tactical or officer safety concerns.
7. Field personnel who communicate with the communications center via a wireless phone shall use the appropriate business line not, 911. All business-related communications with the communications center shall be able to be captured via the voice logger system in order to preserve the record.
8. The use of department wireless devices is primarily for official business only. However, personal use is restricted to reasonable and appropriate lengths of time based upon the specific circumstances and reason for their use and should not unreasonably interfere with the performance of official duties.
9. Approved use of department wireless phones includes but is not limited to:
 - a. Conveyance of sensitive or restricted information.
 - b. Catastrophic events, e.g. airplane crashes, earthquakes, floods, or fires.
 - c. Communication with supervisors in the field or personnel at the station.
 - d. Contact with outside agencies.
 - e. Communication beyond normal police radio range.
 - f. Returning/receiving department/county business related telephone calls by personnel in the field during incidents in which direct contact between a deputy and the public is critical and other means of communication are not readily available or reasonably feasible.
10. Deputies shall not use any wireless phone as a dash camera or body camera.
11. Department smartphones may be used for crime scene photography.
12. Should a smartphone be used to photograph or video evidence, the information should be deleted as soon as possible after transferring the file(s) to the Photography Unit for storage.
13. Wireless communications may be used in undercover or tactical operations when communication is needed and the use of the police radio is not reasonably appropriate.
 - **The use of wireless communications must be approved by the supervisor directing the operation.**
14. Wireless communication devices should not be used during "Code 3" responses.
15. If the County issued wireless communication device is lost or damaged, it is the responsibility of the member to immediately complete an Officer's Report to the Administrative Services Captain explaining the circumstances leading to the loss or damage.
16. Nothing in this General Order prohibits a member from using his/her personal cellular telephone without restriction(s) during break or meal times.

14.00.030

ACCOUNTABILITY: 04/17

1. Users are required to operate the issued devices within contracted limits for data usage, voice minutes, and text messaging. The specific details of the contract for the device can be obtained from the Administrative Services Captain.
 - a. Members exceeding these minimums are required to submit an explanation in writing to the Precinct/Section Commander justifying the necessity.

- b. International calls require prior approval from a supervisor to have international roaming turned on.
- c. Only approved applications (apps) may be installed or used on Department issued Smart phones.
- d. Members requesting to add apps to the approved list for specific business needs, shall follow the instructions in section .040.

14.00.035

VOICE MAIL: 02/15

Sheriff's Office employees provided with a King County voice mail box(s) on either a desk and/or cell phone shall check them each workday and return requested call backs promptly.

14.00.040

SMARTPHONE APPLICATIONS (APPS): 12/20

The purpose of this section is to expand the use of smartphones in a responsible and effective manner while at the same time safeguarding the Sheriff's Office network infrastructure, databases, and information related to criminal investigations. While most applications are safe, all carry some inherent level of risk from data mining, malware, viruses, and up to and including database compromises/breaches.

1. Only department authorized smartphone applications are allowed to be used on department issued phones. When using smartphone apps, department members shall not store or access sensitive or protected information such as:
 - SSNs / OLNs
 - Evidence files
 - Criminal history information obtained via CAD or ACCESS
 - Active case information
2. If such information accidentally or temporarily becomes stored on a smartphone, the information shall be deleted as soon as possible after transferring the file(s) to records or other appropriate data storage system.
 - Exceptions to these restrictions must be approved in writing through the chain of command.
3. The process for requesting smartphone applications:
 - a. Any member may draft a proposal for the operational benefit/justification for the APP and submit to the requesting members Division Commander.
 - Factors in evaluating this justification will include a comparison of existing phone features or applications already in place, costs, overall department benefits or unit benefits, and policy impacts.
 - If a potential policy impact is identified, a proposed policy change or addition will be included with the proposal.
 - b. A review by CRU to evaluate any risk or issues the application may create with our network, databases, or other security issues.
 - If risks or issues are identified this will be presented to the smartphone application committee for discussion and a recommendation to the chair of the committee for final decision.
 - When risks are identified, the risk will be weighed against the benefit, cost, and operational need for the application.

- c. CRU will conduct a test to determine if there are any other unidentified issues the application creates with the smartphone or existing applications.
 - Requesting personnel will field test the application and provide a written evaluation of the beta test using the above criteria (section 3,a,) at a minimum.
 - If an issued is identified, the issue will be weighed against the benefit, cost, and operational need for the application.
 - d. A final review by the smartphone application committee for approval.
 - The committee will be comprised of the Commander of Technical Services who will chair the committee, the Administrative Sergeant for Patrol Operations, the Criminal Intelligence Unit Sergeant, the CRU Manager and the Systems Architect.
 - It is at the discretion of the chair to have the department member requesting the approval of the smartphone application in attendance.
 - e. Personnel receiving approval for their applications will be listed as the point of contact for the approved application. This will allow other department members to contact these personnel who will be able to answer questions about the application(s).
4. If the committee approves the application it will be placed into a specific category for usage. The purpose for these categories is to allow the department to manage resources, risks, costs, and need. The categories will be defined as Level 1, Level 2, and Level 3.
- Level 1: Approved for all personnel to utilize.
Level 2: Limited to a specific employee category, i.e. a rank, position, or unit.
Level 3: Limited to an even more specific group of personnel when issues such as cost, compatibility, or risk factor.
5. Any personnel who transfer into or out of a unit that changes their user level will have their smartphone applications turned on or off as necessary. Individual device operators Captains will be responsible for notifying CRU to enable or disable applications.

14.00.045

SECURITY AND PRIVACY: 06/05

1. Users shall immediately report any suspected virus activity or possible security compromise.
2. Users are responsible for the security of their passwords and accounts.
 - a. Keep passwords secure and do not share accounts.
 - b. See section .055 for Acceptable Password Policy.
3. All information systems resources should be appropriately secured by logging-off or locking the console when the device will be unattended.
4. Emails and attachments received from unknown or un-trusted senders should not be opened, as they may contain viruses, e-mail bombs, or Trojan horse code.
 - Any uncertainties should be referred to an Information Services Section representative.

14.00.050

GUIDELINES ON ANTI-VIRUS PROTECTION: 06/05

Recommended procedures to prevent virus problems:

1. NEVER open files or macros attached to an email from an unknown, suspicious or untrustworthy source. Delete these attachments immediately, then "double delete" them by emptying your Trash.

2. NEVER download files from unknown or suspicious sources.
3. Delete spam, chain, and other junk email without forwarding, in compliance with King County Sheriff's Office *Acceptable Use Policy* or current procedures communicated by King County ITS.
4. Avoid direct disk sharing with read/write access unless a business requirement exists to do so. In all cases, removable media must be scanned by department anti-virus software prior to use.

14.00.055

PASSWORD POLICY: 06/07

Passwords are a vital component of computer security. They are the front line of protection for user accounts. A poorly chosen password may result in the compromise of the department's entire network. As such, all employees, contractors and vendors with access are responsible for taking the appropriate steps, as outlined below, to select and secure their passwords.

1. All passwords must be changed at least every ninety (90) days.
 - The network operating system will begin advising users of impending requirement beginning fourteen (14) days before the current password expires.
2. Passwords must not be inserted into email messages or other forms of electronic communication.
3. Do not leave passwords posted on paper in or around a workstation.
4. Passwords must be at least eight (8) characters long.
5. Passwords must contain characters from at least three (3) of the following four (4) classes:

<u>Description</u>	<u>Examples</u>
a. English upper case letters	A, B, C, ... Z
b. English lower case letters	a, b, c, ... z
c. Westernized Arabic numerals	0, 1, 2, ... 9
d. Non-alphanumeric ("special characters") such as punctuation symbols.	
6. Passwords may not contain your user name or any part of your full name.
7. Passwords should never be shared with another person

14.00.060

ACCOUNTING FOR LEGITIMATE COMPUTER SOFTWARE: 06/05

1. Pirated software or illegally copied software shall not be used.
2. Personally owned software shall not be used, unless specifically authorized through the chain of command and approved by the Information Services Section.
3. Any new, upgraded, or obsolete software shall be accounted for via a Memo to the Information Services Section via the chain of command.

14.00.065

USING PERSONALLY OWNED COMPUTER EQUIPMENT: 10/16

1. Any personally owned computer equipment shall be reviewed and authorized by the appropriate chain of command and the Technology Manager before it can be used to run Sheriff's office owned software or store Sheriff's Office data.
 - All software shall be subject to the guidelines outlined in section .090.
2. Personal equipment shall not be connected to the Sheriff's Office network directly or remotely (wired or wireless) without appropriate approval and security implementation measures as required by King County Policy, i.e. do not connect a personal tablet device to a department smartphone or hotspot.

3. It is the responsibility of any personnel who use personally owned equipment to access or store King County Sheriff's Office data (or electronic information) to ensure the security of the data.
 - Contact a CRU representative if you need assistance with securing KCSO data on non-KCSO equipment.
4. Any personally owned device used for County business may be subject to electronic discovery rules during litigation, or searched for records subject to the Washington Public Records Act. Any work-related emails, files, data or other record residing on a personal computer is subject to the same retention requirements as records on a County computer.
5. King County email shall ONLY be configured on a personal device through the use of the King County pre-approved Mobile Device Management (MDM) security solution.
 - Sheriff's Office staff shall not configure Outlook Anywhere on any home computer or personal device.

14.00.070

USE OF THE INTERNET AND E-MAIL: 10/17

The King County Sheriff's Office is a strong proponent of the use of computer technology. Our ability to use these tools will greatly enhance our mission and should make us more efficient when dealing with information gathering and exchange. The King County Sheriff's Office encourages all members to use e-mail and the Internet, keeping in mind certain principles explained below. Misuse of the Internet or e-mail may result in losing privileges and could result in discipline.

1. SUMMARY OF IMPORTANT INTERNET ISSUES

- a. Communications on the Internet are not private. Information can be accessed by others and is subject to public disclosure.
- b. Sensitive, non-public or private information should not be sent or received over the Internet.
- c. As a Sheriff's Office member, you and the Sheriff's Office are identified as the sender or recipient when the Internet is used for e-mail, research or just browsing.
- d. Members using government-provided equipment and software have no expectation of privacy in the use of these tools.
- e. Downloading software programs or macros may subject the computer and the network to viruses which can destroy data on the computer or the network.
- f. Members are responsible for the security of the e-mail system by not leaving computers unattended when e-mail is active and by not sharing passwords.

2. GUIDELINES ON OFFICIAL USE OF THE INTERNET

- a. All communications via the Internet shall be professional, appropriate, and lawful.
 - Personal opinions or preliminary observations should be clearly identified as such.
 - Internet communications are subject of public disclosure and discovery in lawsuits.
- b. Members shall access, download or forward only appropriate, professional, or lawful material.
- c. Sensitive or confidential files or e-mail should not be sent over the Internet, particularly if they deal with ongoing investigations or litigation.
 - The Internet is not a secure means of transmission and can cause a case or investigation to be compromised should sensitive data be captured and read by an unauthorized party.
- d. Unless you are specifically authorized to do so, do not claim to represent the views or positions of the Sheriff's Office.

3. GUIDELINES ON PERSONAL USE OF THE INTERNET

- a. The use of electronic equipment provided by the County is for the purposes of conducting County business. However, personal use of e-mail and the Internet is permissible if it is utilized on a limited basis and in such a way that it does not interfere with one's duties or responsibilities as a Sheriff's Office member.
- b. Authorized personal use of the Internet is a concept that recognizes the reality of the workplace. Members have a legitimate need at times to contact family, friends, and take care of a certain amount of personal business during the workday. Judicious use of the Internet may be a component of such permissible use, just as the telephone serves the same purpose.
- c. Personal use of the Internet is permissible if it involves negligible additional expense to the County. Such use must not interfere with official business and if there is any doubt about whether the use is limited or the expense is negligible, members should consult their supervisors.
 - Members must limit the personal use of the Internet to a reasonable duration and during personal time.
 - Personal use of the Internet must not adversely reflect on the Sheriff's Office (e.g. furthering of extremist organizations; lewd jokes; chain letters; racial, ethnic or gender slurs).
 - Unlawful or inappropriate use of the Internet is not permitted (e.g., no access to pornographic sites, no privacy violations, no release of confidential, sensitive, classified, or public disclosure exempt information, no copyright or licensing law violations).
 - Personal use of the Internet cannot result in any additional cost to the County (e.g., some Internet services charge a subscriber fee).
 - Members may transact a limited amount of commercial activities on the Internet at work, but may not conduct a business through the Internet (e.g., purchase of a book through the Internet is acceptable, but conducting a consultant business while at work is not).
 - Personal use of the Internet must not interfere with the King County Sheriff's Office's mission.
 - The Internet must not be used to send e-mails containing religious messages, religious symbols, or religious greetings (users are identified as government employees and the government may not be involved in the establishment of religion.)
 - Members must not use the Internet for political activities (e.g., using Internet to further one's own or someone else's partisan or nonpartisan political campaign).
 - Members may not claim to represent the views or position of the Sheriff's Office, and may not make unauthorized commitments or promises of any kind purporting to bind the King County Sheriff's Office.
 - If members accidentally access a website that contains pornographic, sexually explicit, inappropriate or illegal materials, they must leave the site immediately and notify a supervisor immediately.
- d. Supervisors may determine reasonableness of use and may restrict an employee's access to the Internet, e-mail, or other programs.

4. GUIDELINES FOR E-MAIL COMMUNICATIONS

- a. E-mail is to be used to conduct official County business and is the property of King County; it is not private.
- b. The use of County equipment for personal gain, personal business, commercial advantage, solicitation for any person or non-profit, advocacy of a cause or special interest, political advantage, or any unlawful purpose is prohibited.
- c. Large attachments (over one megabyte) to e-mail messages should be avoided; other means of distribution should be used.
- d. It is the responsibility of each user to maintain the security of the e-mail system by not leaving computers unattended when the e-mail system is active and by not sharing passwords.

- e. Incidental personal use of e-mail which is infrequent or brief in duration is allowed unless specifically prohibited by agency policy or the content of the e-mail otherwise violates this policy.
 - f. Use of e-mail for social communications which improve organizational effectiveness or serve department goals is allowed.
 - g. Messages identified as "Attorney Client Privileged Communication" or "Confidential" shall not be forwarded to others unless discussed with the author of the e-mail communication.
 - h. Email communications that are pertinent to a case or file shall be printed and maintained with the file or case.
 - i. The use of e-mail to respond to citizen inquiries or complaints is governed by GOM 1.00.045.
 - j. All communications written or forwarded via e-mail should be professional, appropriate, and lawful.
 - k. Signature lines, including auto signatures, will only include information that is normally on your business card. Name, title, work assignment, phone number, email address with a standard white background are all examples of acceptable information.
 - Privileged, confidential, protected and disclosure information can also be added below the signature lines.
 - l. Personal statements, quotations, or other information that is not part of the reason for the email shall not be included. This also includes:
 - Colored backgrounds, graphics, photos, etc. that are not related to your position.
 - References to qualifications, awards, accomplishments, etc.
 - m. Users should follow correct escalation procedures for corresponding with management and elected officials. For example, complaints or concerns should be transmitted via memo through the chain of command, not with an email to the Sheriff or King County Council.
 - n. Whenever possible, messages to all Sheriff's Office members should be sent via the General Information Bulletin, not a department-wide e-mail.
 - o. Unless it is part of a specific assignment or given a specific exemption from a Division Commander, all ZZ group emails must be approved by a Captain or higher before being sent.
 - p. All Sheriff's Office employees with reasonable access to the internet and King County e-mail shall check their e-mail each workday for action or information items addressed to them personally, or via group e-mail.
 - q. Criminal Justice Information (CJI) that is emailed is required to be encrypted per CJIS security policy and audit compliance rules. Refer to GOM 15.05.030 for examples of CJIS documents.
 - r. Personally Identifiable Information (PII) email is required to be encrypted per the King County Protected Electronic Information Policy. This protected information includes:
 - Social Security Number (SSN)
 - Driver's License Number
 - Date of Birth
 - Mother's Maiden Name
 - Health Care Information
 - Bank account or financial information that could compromise county functions.
 - s. Users needing encryption capability should contact their CRU tech to have Voltage encrypted email installed as an add-on to Outlook.
5. USE OF SKYPE
- a. Skype provides online text message and video chat services and its use is governed by this section.
 - b. Users may post a current photograph of themselves, the Sheriff's Office badge or nothing at all.

- c. No personal statements, quotations or other information not related to the users' position shall be included in the Skype greeting section.

14.00.075

USE OF SOCIAL MEDIA: 03/13

For the purpose of this policy:

Social Media means: A category of internet-based resources that integrate user-generated content and user participation. This includes, but is not limited to, social networking sites, microblogging sites, photo and video sharing sites, wikis, blogs, and news sites.

1. When using any social media department members shall not:
 - a. Post confidential information about an ongoing criminal investigation.
 - b. Post substantive information about an active court case, where the poster is likely to be called as a witness.
 - c. Post non-public information about other employees
 - d. Post private information about victims.
 - e. Post information about ongoing internal investigations.
 - f. Endorse a product or vendor where the endorsement creates the appearance of a conflict of interest.
 - g. Post vulgar or obscene expressions.
 - h. Post content containing excessive name calling, profanity, fighting words, discriminatory epithets, sexual harassment, bullying, or gruesome language.
 - i. Post content that amounts to advocating criminal activity or law violations.
 - j. Depict the illegal use of controlled substances (examples: digital photos of employees using suspected controlled substances or suspected drug paraphernalia) where there is no operational need for the information.
 - k. Speak for the KCSO without express written authorization from the KCSO to do so.
2. When using any social media department members should be reminded that:
 - a. Third-parties, including criminal defense investigators or attorneys may locate text and graphic postings and use the content to impeach the credibility of KCSO witnesses in a court case.
 - b. Even if you think your posting is "private" you may not own that content and the owner may change its status in the future or there may be a data breach.
 - c. Content that you post may be available long after you have forgotten about it.
 - d. Even if you think your posting can be viewed only by a limited group of "friends", those friends might share your content with third parties without your knowledge.
 - e. Posting personal information about yourself or your family may present a personal safety risk.
3. Department members are encouraged to use official channels to raise complaints or concerns regarding their jobs or work environments.
4. Nothing in this policy is meant to prevent a department member from exercising his or her right to make a complaint of discrimination or other workplace misconduct, engage in lawful collective bargaining activity, or to express an opinion on a matter of public concern in a manner that does not unduly disrupt KCSO operations.

14.00.080

REMOTE ACCESS: 06/05

1. Remote access to King County Sheriff's networks and computing systems shall require compliance with all tenets of this document.

- Additionally, all remotely-connected computing devices must have anti-virus software and current virus definition files.
2. In the event that a remotely-connected device is identified as a participant in malicious or suspicious activity, the offending machine may be banned from further remote access until such problems have been resolved and approved by the Computer Resource Unit. Such activity includes but is not limited to:
 - a. Attacking or scanning other computing systems located within or outside King County networks.
 - b. Propagating virus or malware.
 - c. Attempting unauthorized access to systems or accounts.
 3. Remote access and anti-virus software shall be provided to remote access users by the Computer Resource Unit, if needed.
 4. Protection of the King County Sheriff's Office information is the responsibility of all users and support staff, and the user is accountable for the appropriate use and dissemination of the information obtained through remote access communications.

14.00.085

CAD SYSTEMS: 04/17

CAD Systems may not be used for personal communications at any time. CAD messages may be audited at any time without notice.

14.00.090

MAINTAINING A LIST OF APPROVED HARDWARE AND SOFTWARE: 06/05

The Computer Resource Unit shall maintain an inventory of hardware/software items approved for the Sheriff's office use.

- The Technology Manager may authorize items not on the list of approved hardware/software.

14.00.095

REQUESTING COMPUTER HARDWARE/SOFTWARE OR UPGRADES: 06/05

All requests for computer hardware/software or hardware/software upgrades shall be reviewed and authorized by the appropriate chain of command and the Technology Manager.

1. Such requests shall be reviewed by the Technology Manager and the Chief Financial Officer with final approval by the requester's Division Commander.
2. The Technology Manager may request or recommend an appropriate alternative.

14.00.100

REQUESTING COMPUTER- RELATED TRAINING: 06/05

1. Requests for computer-related training that cost five hundred (500) dollars or less shall be approved through the chain of command.
2. Computer-related training requests for more than five hundred (500) dollars shall be reviewed and authorized by the appropriate Division Commander.

14.00.105

REQUESTING COMPUTER REPAIRS: 06/05

1. All requests for computer repairs should be directed to the Computer Resource Unit representative or Desktop Support Specialist for your location.
2. The Computer Resource Unit representative will manage the escalation of the request as necessary.

15.00.000 REPORTS

15.00.005

POLICY STATEMENT: 04/14

Preparing complete, accurate, and uniform reports are essential for day to day operations of the King County Sheriff's Office. Reports, whether handwritten or electronically submitted, serve as the official memory of the Sheriff's Office and ensure that information about an investigation is available to all necessary personnel. All reports are subject to disclosure therefore, care shall be taken with descriptive language used in all reports and communications, whether for internal and/or external use.

15.00.010

REPORTING REQUIREMENTS: 02/21

1. The King County Sheriff's Office prepares and maintains official records to document reported police activities, originated by a citizen or a department member.
2. It is department policy to complete documentation for the following incidents that occur within the Sheriff's Office jurisdiction.
 - a. Citizen reports of crimes or collisions.
 - b. Citizen complaints.
 - c. Criminal and non-criminal cases initiated by department members.
 - d. Incidents involving arrests, citations or summons.
3. This documentation of police activity may be in the form of a completed incident report, collision report, citation, or CAD printout.
4. Reports are completed either by Citizens via COPLOGIC, Communication Center personnel or deputies responding to or on-viewing incidents where a report is required.
 - During circumstances whereby a deputy is dispatched to an incident but is unable to respond, a deputy may obtain the information for an incident report by phone with supervisor approval.

15.00.015

OFFICER'S REPORT REQUIRED: 11/00

An Officer's Report is mandatory when:

1. The likelihood exists that a civil action may be filed against a deputy or the department.
2. A deputy is assaulted.
3. When requested by a supervisor.

15.00.020

REPORTS DUE: 12/16

1. Deputies shall submit all required paperwork before securing from duty unless approved by a supervisor.
2. Failure to submit reports as required could result in discipline.
3. Willful failure to submit reports i.e. numerous reports over a period of time will be considered a major violation and will result in discipline, up to and including termination.

15.00.025

COPLOGIC REPORTING SYSTEM: 02/21

The King County Sheriff's Office has established the use of the COPLOGIC Online Reporting System to allow citizens to file qualified reports directly with our agency without having to wait for a deputy response or making a phone report. This reporting system is in no way intended to replace patrol response if it is warranted.

1. Calls received in the Communications Center are pre-screened for proper response to each incident. Calls may be dispatched, handled in-house, or referred to the COPLOGIC reporting system.
2. Deputies shall not refer reporting parties back to the COPLOGIC system once they have been dispatched to an incident.
 - A Mark43 report will be completed if appropriate.
3. Deputies shall not use the COPLOGIC system to file reports for citizens.
4. Deputies may refer citizens to the COPLOGIC system as an option after:
 - a. An original Mark43 report has been taken and there is a possible need for an associated follow-up report from the citizen in the future.
 - b. An original Mark43 report case number has been provided to the citizen for use in the online reporting system.
 - Advise citizens that case numbers will be required when filing any associated follow-up report.

15.00.030

ONLINE REPORTING REVIEW AND APPROVAL PROCESS: 02/21

1. Communications Supervisors:
 - a. Shall review submitted reports within forty-eight (48) hours of receipt.
 - If possible, the COPLOGIC queue should be checked and processed during each shift.
 - b. Will approve or send follow-up requests back to the reporting party for more information or reject reports filed with us in error using this reporting system.
 - c. Reports that may need follow-up investigation at the precinct level will be automatically imported into Mark43 for review and possible assignment by patrol supervisors.
 - Some reports filed regarding incidents that occurred outside of our jurisdictions may be either manually or auto forwarded to the appropriate agency via the COPLOGIC System if that agency has agreed to allow this feature.
2. Patrol or CID Supervisors assigned to COPLOGIC report review:
 - a. Will run a search to locate new imported reports from COPLOGIC for their work locations daily.
 - b. Review each report and assign to it a Report Case Status. For reports requiring follow-up, a Case will be created in Mark43 and assigned to a deputy/detective.

15.01.000 DEPARTMENT REPORT FORMS

15.01.005

POLICY STATEMENT: 09/08

It is the policy of the Sheriff's Office to provide members with appropriate forms and instructions for the proper use of these forms. Preparing complete, accurate, and uniform reports are essential for day to day operations of the King County Sheriff's Office. Reports, whether handwritten or electronically submitted, serve as the official memory of the Sheriff's Office and ensure that information about an investigation is available to all necessary personnel. All reports are subject to disclosure, therefore only appropriate and accurate information shall be included.

15.01.010

FORMS CONTROL: 02/15

The department's Inspectional Services Unit (ISU) is responsible for the control of forms that are used by the Sheriff's Office. Sheriff's Office members shall comply with the following when creating new forms or making modifications to existing forms:

1. All proposed changes to forms shall be forwarded to the Division Commander via the chain of command.
2. The Division Commander shall review the proposed changes and forward the proposal to the Legal Unit.
3. The Legal Unit shall:
 - a. Review the form to ensure compliance with applicable regulations.
 - b. Send the proposed changes to ISU.
4. The ISU shall:
 - a. Assign a form number to the proposed form.
 - b. Ensure all new forms and changes to existing forms will be posted on-line and available for use and notification of any new or changed form will be made in a GIB.
 - c. Maintain master copies of all stored and distributed electronic forms.
 - d. Forward the new form to PMU for printing, if needed, and for distribution and storage.
 - e. Maintain a Forms List containing all Sheriff's Office forms, indicating the source, primary users, and date of current edition of form.
5. The PMU shall:
 - a. Ensure forms that must be printed are done so.
 - b. Maintain master copies of all printed forms for reproduction and stock forms listed in the Forms List unless another source is indicated.

15.01.015

MANDATORY REQUIREMENTS: 01/02

1. All reports, whether handwritten or electronically submitted, shall:
 - a. Be submitted prior to securing from duty unless approved by a supervisor.
 - b. Contain the following eleven (11) fields.
 - Incident Number.
 - Date (reported, occurred, occurred through).
 - Time (reported, occurred, occurred through).
 - Location/Address.
 - District.
 - FCR.
 - Disposition; Hazard Factor.
 - All R/Ps, witnesses, suspects, victims.
 - Last Name, First Name of member completing report.
 - Arrest/Charge Code (when applicable).
2. All reports shall be completed with the most accurate information available at the time of the report.
 - a. If an arrest is made, include charge code(s).
 - b. All blank fields within reports shall be considered the same as if they had been filled in with the word "unknown."

15.01.020

FORM COMPLETION (GENERAL GUIDELINES): 02/21

Members shall comply with the following general guidelines when completing all Sheriff's Office forms:

1. **Legibility:**
 - a. Handwritten reports shall be hand printed in only upper case letters.
 - b. RMS or typed reports shall be typed in upper and lower case letters.
2. **Accurate and Complete:**
 - a. Be concise, factual, and thorough.
 - b. Avoid being vague or ambiguous.
3. **Grammar and Spelling:**
 - a. Keep the language simple.
 - b. Write in first person.
 - c. Write in chronological order.
 - d. Long narratives should contain natural paragraph breaks.
 - e. Do not use words you don't know how to spell.
4. **Black or Blue Ink:** Forms shall either be typed or printed in black or blue ink.
5. **Language Usage:** Use simple and appropriate language.
 - If obscene language is essential, it should be included in a direct quote and set off with quotation marks.

6. **Names:** Last Name, First Name, Full Middle Name.
 - a. If complete middle name is not known use middle initial.
 - Leave blank if there is no middle name.
7. **Dates:** All dates shall be recorded with six (6) digits (i.e., 03/05/92, 03-05-92.).
8. **Times:** All times shall be recorded in 24 hour military time (i.e., 0001 - 2400) unless otherwise indicated.
9. **Addresses:** The **complete** address shall be used, which includes the city, state, and zip code.
 - Anything that can be misunderstood will probably be misunderstood.
10. **Descriptors and Designators:** When completing department reports that require designations of race, ethnicity, sex, date of birth, height, weight, glasses, facial hair, eye color, hair color, skin tone, vehicle makes, vehicle models, vehicle colors, street abbreviations, state abbreviations and miscellaneous abbreviations use NCIC or WIBRs/NIBRs based descriptors or designators as appropriate:

15.01.025

WRITING THE NARRATIVE: 05/03

1. The purpose of the narrative is to present facts, not opinions.
 - a. Write the narrative like you normally speak, rather than using "police jargon."
 - b. In all criminal cases, **all** the elements of the crime must be in the narrative.
 - c. Give specific times and descriptions of crucial information (e.g., exact time that Miranda Warnings were read, full description of state of intoxication, etc.).
2. Refer to the persons involved by their last name (use the first name when the people involved have the same last name) preceded by the appropriate classification of "S" for suspect, "V" for victim, "VB" for victim business, "W" for witness, or "R/P" for reporting party.
 - a. The classification is only used the first time that the person is being introduced in the report (e.g., V-Green, W-Johnson, etc.).
 - b. If there are multiple suspects, witnesses, et cetera, then number each person classified (e.g., S-1, S-2, S-3, etc.).
 - c. Example:

S-1 Green and S-2 Nelson hit their neighbor V-Jackson in the face with their fists. Jackson received a two inch cut over his left eye. Jackson said that both Green and Nelson attacked him while he was sleeping on his cot in the front yard.

At 1300 hours, I read Green and Nelson their constitutional rights. They both said that they understood their rights, waived their rights, and wanted to give written statements.
Green said ...
3. Reports shall be free of unprofessional comments and shall not be written in a manner intended to amuse the reader.

15.01.030

REPORTS REVIEW OF: 09/13

1. All reports shall be submitted to a supervisor for approval prior to being distributed to Records or follow-up unit.
2. Reports that need correction/additional information shall be returned to the member who wrote the report.
 - This includes reports generated in the Communications Center.
3. Precinct detective and CID supervisors shall assign cases for follow-up investigation and assign every incident report a case status.

15.01.035

FOLLOW UP/SUPPLEMENTAL REPORTS: 02/21

1. All follow up investigations shall be electronically logged.
 - It is recommended that an individual log be kept by the investigator.
2. Reports on all follow up investigations and supplemental reports shall be submitted to the Precinct detective or CID supervisor for review and either recommend corrections/additional information or approve the follow up, assign its case status and submit it to Records.

15.02.000 MARK43 REPORT WRITING AND USE GUIDELINES

15.02.005

POLICY STATEMENT: 02/21

The intention of this section is to establish guidelines for the use of the Mark43 Records Management System (RMS). Within the Mark43 RMS, tutorials exist on every major aspect of Mark43 use. Department members have twenty-four (24) hour access to Mark43 reports, except for those cases with security seals. Mark43 shall only be accessed using Department issued computers or devices specifically authorized for use with Mark43.

15.02.010

MANDATORY USE OF MARK43 RMS: 02/21

1. Unless circumstances prevent it, full use of the Mark43 RMS to document events and follow up activity is mandatory. Some exceptions may be:
 - a. Technical problems preventing use.
 - b. Field needs for paper forms, such as a SIR.
 - c. Incidents that should not be made available on the Mark43 system per department policy.
2. Persons, Vehicle and Property screens must contain all pertinent information to ensure the information can be retrieved using data queries and accurately reported for NIBRS. It is not sufficient to input the data solely in a form's narrative.

15.02.015

SUMMARY REPORTS: 02/21

Summary reports are for documenting the known facts of events and are considered to have incident or offense report value. They serve to document and track details of incidents or offenses that the department has responded to or been involved in. The following report types or titles are considered reports. Refer to the appropriate General Orders Manual section for additional information about the completion of each report type.

1. Summary Report

- a. Use this form when documenting the details and facts of incidents and offenses reported to the department. Among the exceptions are:
 - Missing Persons.
 - Department Impounds.
 - Reportable traffic collisions that are not DUI related or in need of follow-up investigation.
- b. Summary Reports are used in the Mark43 to document:
 - Events, which are non-criminal or traffic related incidents.
 - Events, which may be chargeable crimes and/or NIBRS reportable.
 - Problem Solving Activity.
- c. When adding a location that is Metro or Sound related, select one of the appropriate values below in the Transit Location Category from the dropdown menu.
- d. Each Summary Report must have at least one Offense/FCR code listed to be submitted.
- e. Summary Reports must be submitted to a supervisor for review and approval.
- f. Each Summary Report must contain a brief narrative.

- g. Each Summary Report, which includes a NIBRS reportable offense, must include all Suspects, Victims, and NIBRS reportable Property & Vehicles.
- h. Each deputy involved in a case will write a Supplement Report linked to the Summary Report.
 - The Supplement Report shall contain the full narrative of the event or deputy's involvement.

2. Problem Solving Activity

- a. Create a Summary Report with the appropriate offense/FCR code.
- b. If a new incident or offense occurs when conducting a Problem Solving Activity the deputy will obtain a new "C" number and create a new Summary Report.
- c. The original Summary Report created for the Problem Solving Activity does not have to be updated if a new incident or offense occurs due to being an entirely new event.
- d. Summary Reports for Problem Solving Activities must be submitted to a supervisor for review and approval.
- e. Refer to the Problem Solving Projects S.O.P. for further information.

3. Edits/Updates to Summary Report

- a. Any items or changes that are added to a Summary Report after it is submitted must have a linked Supplement Report.
 - Summary Report narratives may be added to, but existing narratives shall not be changed.
- b. If an Offense or Suspect is incorrectly added to Summary Report, it can be deleted and the correct Offense or Suspect may be added.
- c. When Property and Vehicles which have been reported as stolen are recovered, the original Property/Vehicle Status will not be changed. A new status will be added to the Property/Vehicle to indicate that it has been recovered.

15.02.020

ADDITIONAL REPORTS IN MARK43 RMS: 02/21

Other forms available in the Mark43 for use are:

1. Arrest Report

- a. Arrest reports are used to report charges and arrests.
- b. Deputies will write one Arrest Report per suspect. Therefore, it is possible to have multiple individuals arrested under one "C" number.
 - An additional arrest report can be created if the suspect is arrested on a warrant that is unrelated to the offenses on this case number.
- c. It is possible to link Offenses for multiple cases under one Arrest Report so that all charges can be included.
- d. Every Arrest Report must have at least one charge.
- e. If a new Arrest occurs due to an existing "C" number, the deputy will create the Arrest Report as a linked report to the original Summary Report.
- f. A deputy can create a new Arrest Report for an outside agency warrant by entering the charge as a CRIMINAL WARRANT (OUTSIDE AGENCY) under FCR code 510 or 511 in the charges dropdown.
- g. After the user submits the Arrest Report for approval the user will login into BARS/eSuperform.

- h. The eSuperform will pre-populate the information from the Arrest Report.
- i. The user will provide an electronic signature in eSuperform in order to book the arrestee.
- j. Incorrect charges can be deleted from the Arrest Card.
- k. The charge that is listed first on the Arrest Card will be the one reported to NIBRS so ensure the most prominent charge is listed first.

2. Supplement Reports

- a. There are six (6) types of Supplement Reports:
 - Supplement Report/Primary Incident Report – Completed by primary responding deputy writing the initial report.
 - Supplement Report/Officer Witness Report – Completed by secondary deputies at the initial incident response. Replaces the Officer Witness Statement.
 - Supplement Report/Follow-up Lead – Completed by lead follow-up detective.
 - Supplement Report/Follow-up Supplemental – Completed by anyone, other than the lead detective, assisting in the follow-up investigation.
 - Supplement Report/Victim Statement – Use when taking statement from a victim.
 - Supplement Report/Statement - Use when taking statements from witnesses.
- b. Must include a narrative to submit.
- c. A Supplemental report must be submitted to a supervisor for approval.

3. Missing Persons Report

- a. The Missing Persons Report will be used only by the Communications Center and Missing Persons Unit to:
 - Report a Missing Person or Runaway in King County.
 - Report an individual who was found in King County, but was reported by an outside agency.
- b. The “Missing Person Type” and “Missing Person Status” dropdown menus must be completed.
- c. A Missing Persons Report must be submitted to a supervisor for approval.

4. License Application/Firearm Denial Report

- a. Records Unit will use when processing CPL, Firearm and PMU Firearm return denials.
- b. The License Application/Firearm Denial Report must be submitted to the Brady Team Lead or a supervisor for approval.

5. Custodial Property Summary (CPS)

- a. A Custodial Property Summary is automatically created when an Arrest, Summary or Supplement Report, which include custodial property are submitted for approval. There can only be one CPS per case number.
- b. When additional custodial property is added to a case, it automatically updates the existing CPS for that case number.
- c. Property labels and the disposition of property is done using the CPS.

15.02.025

ATTACHMENTS IN MARK43 RMS: 02/21

In Mark43, attachments can be added to any report via the Attachments Card as long as each attachment is under 4GB.

15.02.030

SUBMITTING, REVIEWING AND APPROVING MARK43 RMS REPORTS: 02/21**1. Submitting and Routing Reports**

- a. Review all information for accuracy and completeness, then Validate under Report Status and comments.
- b. The Mark43 RMS will display errors that must be corrected before the user is able to submit the report.
- c. A label **MUST** be added to route the report to appropriate approving supervisor.
- d. The user can then submit the report for supervisor review and approval.

2. Reviewing and Approving Reports

- a. The user can create a Saved Search.
- b. Supervisors shall check, at least daily, for reports submitted to their shift or unit for either approval, assignment or for information.
 - Reports written by a supervisor must be approved by another supervisor or MPO.
- c. Supervisors receiving misrouted reports shall reject the report and it will be returned to the submitter. The user who submitted the report will then need to route the report to the correct approver.
- d. Communications Center Reports shall be reviewed and approved only by Communications Center supervisors.
- e. Approved Summary Reports must be either assigned a Report Case Status or routed to a follow-up unit for review and possible assignment.
- f. If routed to a follow-up unit, that unit must assign a case status.

15.02.035

RESTRICTING ACCESS TO REPORTS: 02/21

1. Reports can be sealed by editing permissions on a report.
2. Restricting a report does not remove any victims, suspects, or involved persons from other unrestricted reports. Their information will still appear and will not be redacted from other reports.
 - Incident reports should be available for public disclosure within seventy-two (72) hours of the event.
 - Detectives requesting an event be restricted shall contact their supervisor.
 - A captain or above must approve placing or removing the restriction on an event.
 - Record restrictions should be used only during the investigative stage of the follow up and must be removed when the investigation is completed.
3. To avoid compromising an investigation, sensitive cases taken by patrol deputies or detectives shall be written in Mark43 with the minimum information and a narrative which states "See handwritten report".
 - The reporting deputy/detective shall write the details of the incident in a non-Mark43 document and submit it to their supervisor for approval and routing.
 - Sensitive cases may include situations in which department members or high profile individuals are involved as victims or suspects.
4. For officer safety purposes, deputies/detectives should not include the occupation or job titles of commissioned law enforcement personnel in Mark43 when an incident occurs at their home and is not related to their jobs (i.e. a deputy's home is burglarized, etc.).

15.02.040

PUBLIC DISCLOSURE: 02/21

1. The Release Tracking ability allows for report and export history to be viewed.
2. Users can select the general category for which the report will be released, depending on the scenario. This list is determined and configured by KCSO IT staff.

15.02.045

EXPUNGEMENTS: 02/21

1. Expungement requests are sent to the Legal Unit for approval.
2. If appropriate approval is granted, a report can be deleted.

15.02.050

CASE MANAGEMENT IN MARK43 RMS: 02/21**Use of Case Management**

1. Detective supervisors will use the ALL CASES tab for the following purposes:
 - Triage cases that have been routed to them (run a Search for cases that are assigned to PENDING ASSIGNMENT and are filtered for their unit/division in the Case Type filter. Save the search for future use).
 - View cases that are assigned to specific detectives or units via the appropriate filters.
2. Detectives will utilize the Case Management tool to assign deputies to a case and conduct investigative follow-up. A Case Summary is a quick view of reports related to your case and other individuals/groups who can access your case.
3. Detectives can add a report to a case.
4. Detectives can use Case Notes to add attachments and additional information for a selected case.
5. Detectives can use Case Tasks to assign users and deputies tasks in the case.
6. Detectives can link master profiles of names, items, locations, and vehicles mentioned in the case.

Submitted Case for Supervisor Review

1. A Case can be assigned to a supervisor for review.

Investigative Follow-Up

1. If no investigative follow up is required for a report, the user will set the 'Report Case Status' as Open Inactive.
2. If investigative follow up is required, the user will create a new case.
3. Do not change any of the permissions or fields in the menu when prompted to Edit/Assign Case.

15.02.055

MARK43 RMS EXIT CHECKLIST: 02/21

1. When a member informs a supervisor of intent to leave employment with the Sheriff's Office, a search for unfinished cases in Mark43 RMS should be performed.
2. The supervisor should ensure these unfinished cases are submitted or deleted before the member leaves.

3. Supervisors should search for unfinished cases when a member notifies them of his/her intention to go on an extended:
 - a. Leave of Absence.
 - b. Military Leave.
 - c. Disability Leave.
 - d. Medical Leave (including Maternity/Paternity).

4. Supervisors should search for unfinished cases when a member is placed on extended administrative leave.

15.03.000 MANAGING CRIMINAL INVESTIGATIONS (MCI)

15.03.005

BACKGROUND: 02/10

The MCI system is a tool to manage and track misdemeanor criminal investigations assigned to patrol deputies. Additionally, it serves to provide training opportunities and will improve the investigatory skills of patrol deputies by allowing them to work cases to their logical conclusion.

These procedures are not meant to take the place of returning incident reports for correction and/or proper completion. It is not necessary to MCI a case simply to request, for instance, that someone locate a particular individual and take a statement. MCI assignments should only be used when that person will have the sole responsibility for working the case to closure, charging or inactivation. For this reason, felony cases should not be MCI'd back to patrol deputies. Cases requiring specialized investigatory skills or unusual time and effort should be assigned to precinct level detectives or referred to units outside the precinct.

Managing Criminal Investigations by precinct detectives or detectives assigned to CID will be guided by each unit's standard operating procedures.

15.03.010

MAKING THE ASSIGNMENT: 02/10

1. Only a supervisor or acting supervisor may assign cases for follow-up, determine if the case can be considered closed or inactivated and marked as complete.
2. A case can be assigned to a deputy for follow up in one of several ways.
 - a. Patrol Sergeants reviewing and approving precinct level incidents reports may, as determined by their worksite:
 - Directly assign misdemeanor cases back to either the originating deputy or to another patrol deputy as appropriate, or,
 - Route the approved incident report to a precinct level CID sergeant where the CID sergeant will select the follow up detective or deputy.
 - b. Detective sergeants reviewing incident reports routed to their unit may refer cases back to patrol if the incident can be followed up as a misdemeanor.
 - c. As an alternative, precincts may elect to have the precinct CID sergeant perform the same function.

15.03.015

SCREENING CASES FOR MCI ASSIGNMENT: 05/03

Supervisors screening cases for potential misdemeanor MCI assignment should consider the following:

1. Are there sufficient solvability factors to warrant assignment?
 - a. Can the complainant or a witness identify the offender?
 - b. Is the suspect known to the witness or victim?
 - c. Is there physical evidence that would point to a suspect?
 - d. Can the victim or a witness provide a useful description of the suspect or the suspect's vehicle?

- e. Is the action alleged by the complainant a crime?
 - f. Especially if the suspect is known, is the victim willing to assist in prosecution?
2. Will the person assigned to the case be able to complete all aspects?
- a. Will the deputy have adequate time to complete the assignment?
 - b. Will the deputy be able to contact suspects, victims and witnesses during the deputy's work hours?
 - c. Does the deputy have the skills and knowledge needed to complete the assignment?

15.03.020

MCI RESPONSIBILITIES: 05/03

1. Supervisors responsible for making MCI assignments shall:
- a. Make the MCI assignment in and notify the deputy.
 - b. Make adequate reference in the reviewer's comments to the case being MCI'd, and if it is not obvious from the case, what is expected of the deputy.
 - c. Monitor the progress of the assignment and set a reasonable due date with the deputy.
2. A deputy receiving an MCI assignment shall:
- a. Review the case and ensure that they understand what is required to complete the case.
 - b. Prepare the appropriate follow-up report and route it to the sergeant who assigned the work.
 - c. Provide a suggested case status upon completion of the follow-up report.
 - d. Keep the complainant informed of the case status and final outcome.

15.03.025

MCI INSTRUCTIONS: 05/03

<p>Patrol Sergeant approves precinct level Incident Report and makes MCI assignment.</p>	<p>Patrol Sergeant</p> <ol style="list-style-type: none"> 1. Updates report status to "Approved". 2. Adds Review Comments noting that they are MCI'ing the case. 3. Routes report to Records along with any original handwritten attachments. 4. Creates an Active Assignment for the deputy. 5. Provides copies of handwritten attachments to deputy. 6. Notifies deputy of assignment via e-mail, copy of report in inbox, etc. 7. Provides deputy with any handwritten documents. <p>Deputy</p> <ol style="list-style-type: none"> 1. Deputy opens assignment. 2. Completes investigation and Follow-up report including updating suggested case status and indicates arrest stats as appropriate. 3. Notifies victim of outcome. 4. Submits Follow-up report to patrol sergeant. 5. If charging someone with a misdemeanor, forward a complete case packet to the appropriate prosecutor. <p>Patrol Sergeant</p> <ol style="list-style-type: none"> 1. Reviews and approves Follow-Up and updates the case status. 2. Marks assignment as "Completed". 3. Routes Follow-up report to Records. 4. Actively monitors MCI assignment to ensure they are completed in an appropriate amount of time.
---	---

<p>Patrol Sergeant approves precinct level Incident Report.</p> <p>Precinct CID Sergeant makes MCI assignment</p>	<p>Patrol Sergeant</p> <ol style="list-style-type: none"> 1. Reviews and approves Incident Report. 2. Routes report to precinct CID. 3. Provides precinct CID sergeant with any handwritten documents. <p>Precinct CID Sergeant</p> <ol style="list-style-type: none"> 1. Creates an Active Assignment for deputy. 2. Adds comments as necessary, noting that case was MCI'd. 3. Routes Incident Report to Records. 4. Forwards any handwritten to assigned deputy.
---	--

	<p>Deputy</p> <ol style="list-style-type: none"> 1. Deputy opens assignment. 2. Completes investigation and Follow-up report including updating suggested case status and indicating arrest stats as appropriate. 3. Notifies victim of outcome. 4. Submits Follow-up report to patrol sergeant. 5. If charging someone with a misdemeanor, forward a complete case packet to the appropriate prosecutor. <p>Patrol Sergeant</p> <ol style="list-style-type: none"> 1. Reviews Follow-up report, updates status to "Approved". 2. Updates or accepts Case Status. 3. Marks assignment "Completed". 4. Routes follow-up to Records. 5. Actively monitors MCI assignment to ensure they are completed in an appropriate amount of time.
--	---

<p>Out of precinct detective sergeant MCIs case back to precinct level.</p> <p>Pct detective sergeant or patrol sergeant makes MCI assignment.</p>	<p>Out of Precinct Detective Sergeant</p> <ol style="list-style-type: none"> 1. Routes previously approved Incident Report to appropriate Precinct MCI Inbox. 2. Adds Review Comments as necessary. 3. Forwards or returns any handwritten documents to precinct CID unit. <p>Precinct CID Sergeant or Patrol Sergeant makes MCI assignment.</p> <ol style="list-style-type: none"> 1. Appropriate sergeant checks MCI Inbox. 2. Selects deputy to follow up on case, and creates an Active Assignment. 3. Adds Review Comments as necessary. 4. Forwards appropriate handwritten documents to deputy. 5. Routes Incident Report to Records. <p>Deputy</p> <ol style="list-style-type: none"> 1. Deputy opens assignment. 2. Completes investigation and Follow-up report including updating suggested case status and indicating arrest stats as appropriate. 3. Notifies victim of outcome. 4. Submits Follow-up report to patrol sergeant. <p>Patrol Sergeant</p> <ol style="list-style-type: none"> 1. Reviews Follow-up report, updates status to "Approved". 2. Updates or accepts Case Status. 3. Marks assignment "Completed". 4. Routes Follow-Up to Records. 5. Actively monitors MCI assignment to ensure they are completed in an appropriate amount of time.
--	--

15.04.000 RECORDS AND INFORMATION

15.04.005

RECORDS, RELEASE AND DISCLOSURE: 05/16

Department members shall not release or disclose department records, status of any department investigation, or other information to anyone unless authorized. Inquiries regarding department records and/or information shall be directed to the Records or Public Disclosure Units.

15.04.010

PUBLIC DISCLOSURE AND OTHER RECORDS REQUESTS: 02/15

The Public Records Act

1. Under the Public Records Act (PRA), the Office is required to produce “public records” unless a specific exemption exists that allows redaction or withholding.
2. A “public record” is any writing that contains information that relates to the conduct of government or the performance of any governmental or proprietary function prepared, owned, used, or retained by our members of our office.
3. It does not matter what format the writing is in. It includes but is not limited to:
 - a. Hard copies,
 - b. Electronic records,
 - c. Emails,
 - d. Text messages,
 - e. Phone messages,
 - f. Logs of phone calls,
 - g. Photographs,
 - h. Audio and video records, and
 - i. Documents in databases.
4. Members should assume that any information that is retrievable in any format is a “writing,” a “public record” and subject to review and release.
5. The PRA is construed very liberally and the agency bears the burden of proving that a document is not subject to release.
6. Members do not have a right of privacy when using government equipment and any document created or stored on county equipment is subject to review and release without a member’s consent.

Responding to Requests for Documents

1. The Sheriff’s Office receives requests for documents under the Public Disclosure Act, subpoenas, discovery in civil litigation, and investigations.
2. The Sheriff’s Office may face substantial penalties and fines if it fails to preserve documents, conduct a diligent search, or produce responsive records. Criminal and civil litigation can also be adversely impacted, including reversal of convictions, judgments, and settlements, and entry of adverse rulings during litigation.
3. All members shall preserve, search for, and produce records when asked to do so by the Public Disclosure Unit, Records Unit, Legal Unit, or the King County Prosecutor’s Office when deputy prosecutors issue “Legal Holds.”
4. If a member does not know how to search for documents, the member shall ask for help from the person who made the request or KCSO IT staff, or both.

Public Records on Private Devices or Stored Off-Site

1. The Sheriff's Office must preserve, search for, review and release non-exempt public records even if those records are stored on a private device, such as a personal cell phone, personal laptop, or home computer, or are stored by a member in their home, car, garage or other location outside of work.
 - The nature of the document determines whether it is a public record, not the device it is stored on.
2. All members should be aware that using a personal cell phone, telephone, laptop, or computer to conduct governmental business renders those documents subject to disclosure.
3. All members who conduct county business on personal equipment or store governmental documents at home or off-site shall preserve and produce those documents if they are responsive to a request.
4. If the member needs assistance to produce those documents, such as emails, texts, or photographs, the member shall contact the staff person who asked for the documents and arrangements will be made to obtain the documents.

Personal Documents Created and Stored on County Equipment

1. While the county allows staff to use county equipment for a **deminimis** amount of personal business, that does not mean that documents created, used or stored on a county device are private or exempt from production.
2. All documents stored on any county device may be reviewed by the Public Disclosure Unit, Records Unit, Legal Unit, and IIU in the course of those units' duties.
3. Members should be aware that very few exemptions exist that allow the agency to redact or withhold records and the agency incurs risk of liability for denying records.
4. Members are highly discouraged from using county equipment to conduct personal business or store personal documents and personal communications. This includes but is not limited to:
 - a. records concerning personal financial or legal matters,
 - b. health and medical conditions of yourself, your family, friends and other members of the Sheriff's Office,
 - c. photographs of family members and friends, social engagements, and personal relationships.
5. All personal business should be conducted according to GOM 14.00.040 and must be **deminimis**.

15.04.015

SEX OFFENDER INFORMATION DISSEMINATION: 05/16

Sex offender information, supplied by the Washington State Department of Corrections or other agencies, will be scrutinized for individuals who are identified as having a potential for posing a threat to the community. Dissemination of this information will follow the following guidelines.

1. DEFINITIONS:

"Homeless or Transient Offender" means an offender required to register but lacking a fixed residence.

"Kidnapping Offender" means a person who has been convicted of Kidnapping 1 or 2 (9A.40.020, or 030) or Unlawful Imprisonment (9A.40.040)...

"Non-Compliant Offender" means an offender failing to comply with registration requirements.

"Sexual Offender" means a person who has been convicted of a "sex offense" as defined by RCW 9A.44.128-145.

"Sexual Predator" means any person defined by RCW 71.09.020.

"Levels of Dissemination"

Level I:	Maintain sexual offender information with the department and disseminate to other agencies or citizens as appropriate.
Level II:	Includes actions within Level I plus public dissemination through website.
Level III:	Includes actions within Levels I and II, plus public notification through press releases as appropriate.
Homeless/Transient:	Includes actions within Level II.
Kidnapping Offender:	Includes actions within Level III.
Non-Compliant:	Includes actions within Level III.

2. PROCEDURES:

- a. All public requests for copies of information on sex offenders shall be referred to the Public Disclosure Unit.
- b. Information regarding the conviction requiring a person to register, as defined by RCW 10.97.030, may be disseminated without restriction.
- c. Information gathered post-sentencing pursuant to RCW 9A.44.130 including, but not limited to, current address, fingerprints, employer and photograph, is information other than conviction data and shall be released only in conformance with state law and this policy.
- d. The Registered Sex Offender Unit shall publish the following registered sex offenders on the King County Sheriff's Office registered sex offender website:
 - Offenders assessed as a risk Level II.
 - Offenders assessed as a risk Level III.
 - Offenders who register as Transient.
 - Offenders who are registering for a Kidnapping or Unlawful Imprisonment conviction.
 - Offenders who are non-compliant with their registration requirement.
- e. The web site shall also contain the following information on each offender.
 - Name and aliases.
 - Offender Watch Registration Number.
 - Risk Level.
 - Physical Description.
 - Most Recent Address Registration Information.
 - Convictions Requiring Registration.
 - Public comments summarizing the conviction.
 - Most recent photo of the offender.
 - Alert if offender is non-complaint.

15.05.000 CRIMINAL JUSTICE INFORMATION SYSTEMS RECORDS

15.05.005

POLICY STATEMENT: 05/13

The purpose of this policy is to establish guidelines and department policies regarding obtaining and dissemination and disposing of Criminal Justice Information System Records and by-products.

15.05.010

DEFINITION: 05/13

For the purposes of this policy:

“Criminal Justice Information Systems (CJIS)” means information contained in records maintained by or obtained from criminal justice information systems, other agencies, including the courts, which provide identification of a person together with any portion of the individual's record of involvement in the criminal justice system as an alleged or convicted offender.

“KCSO Member” means any person whether paid, unpaid, temporary, permanent, intern, probationary, volunteer, appointed, non-appointed, commissioned or non-commissioned, who is employed or supervised by the King County Sheriff's Office.

“Physically Secure Location” means a facility or an area, a room, or a group of rooms within a facility with both the physical and personnel security controls sufficient to protect CJIS and associated information systems.

15.05.015

DISSEMINATION POLICY ON CJIS INFORMATION: 02/21

1. To meet legal requirements and reduce department liability in releasing improper or inaccurate information, no CJIS records should be released or disseminated outside of the criminal justice system by any member of the department except through the Records Unit or Public Disclosure Unit.
 - This does not include information furnished to the Prosecutor's Office for use in preparing a charge.
2. Department members who receive public requests for CJIS records should refer these inquiries to the Public Disclosure Unit.
3. The Records Unit, Legal Unit, and Public Disclosure Unit will maintain and follow standard operating procedures regarding the disseminating of criminal history and other CJIS records that are in compliance with current state and federal laws and department policy.

15.05.020

INGRESS AND EGRESS WHERE CJIS INFORMATION: 05/13

1. When entering any physically secure location where the public does not normally have access and where CJIS information is located, visitors must:
 - a. Sign in on a CJIS log sheet.
 - This applies to deliveries, recycle or shred pick up etc.
 - b. Be escorted at all times.
 - c. Sign out when they leave the CJIS area.

2. This policy does not pertain to KCSO employees.
3. CJIS logs should be sent to the Data Control Unit Supervisor at the end of each month for review and filing.

15.05.025

DISPOSAL OF CJIS: 05/13

CJIS documents shall be disposed of by shredding after they are no longer needed. It shall be destroyed by shredding by an authorized user or outside data disposal vendor and witnessed by a KCSO member. Witnessing the destruction of documents includes escorting the documents to the disposal source and witnessing the documents physical destruction.

15.05.030

EXAMPLES OF CJIS DOCUMENTS: 02/21

1. **Book of Arrest Sheet (B.A.)** is completed by the jail at the time of detention. It identifies the detainee, shows the charge, case number and court document numbers.
2. **Rap Sheet** lists misdemeanor and felony arrests submitted by police agencies throughout the state.
3. **FBI Rap Sheet** lists arrests throughout the United States including misdemeanor and felony convictions.
4. **Local Arrest Summary** is any local document(s) that identify an arrestee and are accessible by name or by subject matter.
5. **NCIC Interstate Identification Index (Triple I)**
6. **Other restricted documents:**
 - a. Mug shots/computerized booking photo printouts.
 - b. Fingerprint cards or copies.
 - c. Court orders.
 - d. RMS reports that I.D. a specific suspect(s).
 - e. Field interview reports (FIRs).
 - f. Crime analysis bulletins.
 - g. Computerized criminal history printouts.
 - h. Felony Offender Reports.
 - i. OLN/Registration/DOL printouts.
 - j. WACIC printouts.
 - k. NCIC printouts.

15.05.035

OBTAINING AND USING TRIPLE I INFORMATION: 07/10

1. For departmental use, most members may access Triple I information by contacting the designated person(s) at their worksite to make the inquiry for them.
 - The person who is requesting the Triple I will be listed as the requestor on the inquiry screen, rather than the person doing the Triple I inquiry.
2. Triple I information which is obtained by a department member may not be disseminated outside of the Sheriff's Office, with the exception for the Prosecutor's Office.
3. When a department member produces a Triple I that will be forwarded to an outside Criminal Justice Agency a secondary dissemination log should be completed listing the date, the name of the subject, the name of the person to whom the Triple I information is being provided, and the purpose for which the Triple I was obtained.
 - The secondary dissemination log will be sent to the Data Control Supervisor at the end of the month.

15.05.040

REQUESTING AN EMERGENCY TRIPLE I: 02/21

1. Immediate Triple I requests from the data unit may be requested by field personnel only under the following circumstances:
 - a. The information is needed to develop probable cause to book a suspect.
 - b. The information is not available from another source such as:
 - DISCIS.
 - SCOMS.
 - Booking information.
 - RMS information.
 - Suspect admission.
 - Information from a reliable third party.

 - Wife, parent, parole officer etc.
 - c. The request must be made via the field sergeant to the data unit.
 - d. Triple I information will not be broadcast via radio.
 - e. Data can confirm that there is a "felony conviction or an appropriate misdemeanor conviction" such as a DV assault.
 - f. The hard copy of the Triple I can be picked up from the data unit or sent via department mail to the appropriate person(s).
 - g. The Triple I may be faxed as long as the department member is at the fax machine before transmission of the fax begins.
 - Triple I's may not be faxed to an unattended fax machine.

15.05.045

SUMMARY OF AVAILABLE COMPUTERIZED POLICE DATA: 03/09

Access to computerized police data is managed by King County Information and Telecommunication Services (ITS). Users are required to "log on" using a password. Department members may need to call ITS to obtain access. Members using the ACCESS System shall have a level I certification.

1. **Washington State ACCESS Network** contains current warrants, wants (including missing persons and runaways), driver, vehicle, weapons and court order information on subjects. It also includes identification on stolen or recovered property and officer safety information. The following databases are part of the ACCESS network: DOC, DOL, NCIC, WACIC and WASIS.
2. **Sea-King Alert System** is a local database that contains information on law enforcement contact with individuals. There are only a few agencies that currently participate and make entries in the Sea-King Alert System.
3. **Subject In Jail Process (SIP)** contains information about King County Jail bookings on individuals within the past ten years.
4. **PROMIS** is the King County Prosecutor's database and contains summary information about defendants involved in King County Superior Court activity.
5. **Incident Tracking System (SKID)** is a computerized index of King County Police offense reports written from 1994 through 2000.

15.05.050

KCSO COMPUTER TRANSACTION CODES: 01/96

The following is a list of computer codes which will allow members to obtain basic data.

XKMS:

Used to obtain the Sea-King Alert System Main Menu.

Type XKMS. Press ENTER. Routing codes are "SWD" (Sea-King, WACIC/NCIC, DOL). Type in last name, coma and space, middle initial, sex, race, and DOB. Press ENTER. It lists the computer control number (CCN) and other identification numbers of individuals.

May be used with a partial name to find true identity or DOB by changing routing code to "S". If routing codes SWD are chosen this will provide Sea-King, WACIC/NCIC and DOL status.

To display all bookings in KCJ for approximately the past ten years:

Type XKMS. Press ENTER. Type in name and DOB as above. In field that says "TYPE", replace "D" with an "H". Press ENTER. When booking recap appears you may use the cursor to type in an "X" to expand each booking paragraph.

LOCQ:

A command which displays a "revolving file" with WACIC/NCIC and DOL information from XKMS. User will purge information by entering "clear".

SIGN/ON:

Used to access PROMIS. Displays the prosecutor's file on cases presented to them for one CCN.

You must know the defendant's CCN. Type "SIGN/ON". Press ENTER. Screen will appear. Type in "KCPS". Cursor moves automatically to next field. Type in "KCPS" again (it will not be visible as you do this). ENTER. Use the PF2 key to obtain menu, then enter CCN.

SKID:

Used to access Incident Tracking System. Summary information on King County Police offense reports for the past two years.

Type SKID. Press ENTER. Fill in the incident number or use search instructions shown on the screen. May search using a telephone number.

XKQW:

Used to obtain the Sea-King Inquiry Menu. Inquiries through Sea-King may be made using address, partial vehicle plate etc. Address Inquiry through Sea-King lists persons who have used a specific address.

Type XKQW. Press ENTER. Fill in information (e.g. house number and street direction codes, name or partial license plate). For partial plate searches type in "X" in "PART" field.

15.06.000 GUIDE TO INFORMATION SOURCES

15.06.005

INTRODUCTION: 05/99

This policy provides a guide to obtaining information frequently needed in police investigations. The type, source and method used to obtain the information are listed. For further information or advice on sources of information not included in this policy, contact the Criminal Intelligence Unit (CIU).

15.06.010

INFORMATION SOURCES AND METHODS USED TO OBTAIN: 05/99

1. ADDRESS INFORMATION (CURRENT & PREVIOUS)

Phone Book/Directory Assistance

Refer to published phone information for the area in which the subject individual or business has telephone service. If subject is not local, contact CIU for access to nationwide telephone directory databases.

SeaKing/Washington DOL

Access via King County ITS terminals or KCSO CAD terminals or with a PC with terminal emulation software.

Other States DOL

Access via KCSO CAD terminals or call the Data Control Unit.

King County Sheriff's Office Records

Access via King County ITS terminals or call the Records Unit.

King County Assessor Records

Access via terminal located at King County Assessor's office. CIU has on-line access to the King County Assessor's Office.

Other Counties Assessor Records

Contact the County Assessor's office in the applicable county.

Voter Records

Access via terminal located at King County Records and Elections or call CIU.

Credit Records (TRW, TransUnion, CBI)

Access by calling CIU.

District Court Records (DISCIS)

Access via DISCIS terminals located at King County District Courts or call CIU or Records Unit.

2. ADULT ENTERTAINMENT (INVOLVED BUSINESSES AND INDIVIDUALS)

CIU Intelligence Files

Contact CIU.

3. ALIEN INFORMATION

Port of entry to U.S., addresses, description, photo, etc.

Contact the local U.S. Immigration and Naturalization office.

4. ASIAN ORGANIZED CRIME (INVOLVED BUSINESSES AND INDIVIDUALS)

CIU Intelligence Files

Contact CIU.

5. ARRESTS, PRIOR

Nationwide arrest history maintained by the FBI

Request NCIC Interstate Identification Index (III) using teletype form submitted to the Data Control Unit (Automatically checks WASIS).

6. ASSETS, LIENS, PROPERTY TRANSFERS (DEEDS), JUDGEMENTS

County Recorder's Office

Contact the County Recorder's office for the county where the transaction, lien, etc. was recorded. CIU has on-line access to the King County Recorder's Office.

7. ASSOCIATES, CRIMINAL

Field Interview Reports (FIR's)

Contact precincts and/or police departments that are likely to have contacted the individual. The CIU maintains a copy of all KCSO FIR's.

Incident Reports (KCSO)

Obtain case number(s) from King County ITS terminal using SKID transaction or call the Records Unit. Order incident report from the Records Unit.

Incident Reports, Other Agencies

Obtain arresting agency names and dates of arrest from NCIC III. Request (teletype via Data Control Unit) copy of case from arresting agency.

Superior Court Records

Obtain applicable Superior Court cause numbers via SCOMIS terminals in Superior Court Clerk's office or contact CIU or Records Unit for SCOMIS checks. After obtaining cause number, cases (Criminal, divorce, civil, etc.) can be viewed and copied at Superior Court Clerk's office.

CIU Intelligence Files

Contact CIU for check of intelligence files.

LEIU (Law Enforcement Intelligence Unit) Intelligence Files

Contact CIU for check of LEIU (nationwide).

- 8. BIKER INFORMATION (Outlaw Motorcycle Club Information)

NORA (Northwest Officers Resource Association)

Contact CIU or WSP Organized Crime Intelligence Unit for checks of NORA files.

- 9. BUSINESS OWNERSHIP, DBA'S, OWNER NAMES AND ADDRESSES

Licensing department for the municipality or county in which the business is located.

Contact the appropriate licensing department and request a copy of business license application and/or business license application renewals.

State Department of Revenue

Contact the department of revenue for the state in which the business is located. Contact CIU for Washington State licensing information.

- 10. BUSINESS REPUTATION

Better Business Bureau - Chamber of Commerce

Contact the Better Business Bureau or Chamber of Commerce for the area in which the business is located.

- 11. CORPORATE OFFICERS, AGENT, ARTICLES OF INCORPORATION

Secretary of State

Contact the Secretary of State for the state in which the subject business is incorporated.

- 12. CONCEALED WEAPON PERMITS

Washington State DOL

Access Washington State concealed weapon permit files via King County ITS terminal or call the Data Control Unit or the Records Unit.

Police/Sheriff's Departments

Contact the police or sheriff's department for the area in which the subject lives.

- 13. DATE OF BIRTH, FULL NAME

SeaKing

Access via King County ITS terminals or a PC with terminal emulation software.

AFIS (Automated Fingerprint Identification System)

Access via King County ITS terminals.

Washington State DOL

Request hand search of DOL records via the Data Control Unit.

District Courts (Washington State)

Access via DISCIS terminals located at King County District Courts or call CIU or Records Unit.

Voter Records

Access via terminal located at King County Records and Elections or call CIU.

Other States Department of Licensing

Teletype request for alpha search to applicable state via the Data Control Unit.

14. DRUG RELATED INDIVIDUALS

Western States Information Network (WSIN)

Contact the Drug Enforcement Unit (WSIN Member) or CIU (WSIN Member).

15. EMPLOYMENT (CURRENT AND FORMER)

Washington State Employment Security

For routine request complete request form (available from CIU) . For urgent requests call CIU.

16. EXTREMISTS (INVOLVED BUSINESSES AND INDIVIDUALS)

CIU Intelligence Files

Contact CIU.

17. FORMER SOVIET UNION (FSU) ORGANIZED CRIME (INVOLVED BUSINESSES & INDIVIDUALS)

CIU Intelligence Files

Contact CIU.

18. GANG MEMBERSHIP AND ASSOCIATIONS

CIU Intelligence Files

Contact CIU.

19. GUN OWNERSHIP

Washington State Department of Licensing (DOL)

Access via King County ITS terminal or contact the Data Control Unit or Records Unit.

20. INCIDENT AND FOLLOW-UP REPORTS (KCSO)

KCSO Records Unit

Obtain incident number from King County ITS terminal (SKID) and order copy of incident from the Records Unit.

21. INCIDENT AND FOLLOW-UP REPORTS (OTHER AGENCIES)

Other Agencies Records Units

Contact other agencies records units by phone or teletype and request searches and/or copies of reports.

22. INMATE/FORMER INMATE INFORMATION (STATE CORRECTIONS)

Department of Corrections for applicable state.

Contact the Department of Corrections for the state in which the subject is/was incarcerated for inmates (current and former) personal information, alias names, violations/infractions, movements, etc. CIU has on-line access to the Washington State Department of Corrections OBTS (Offender Based Tracking System).

23. JUVENILE CRIMINAL HISTORY (KING COUNTY)

King County Department of Youth Services

Contact the Records Division of the Department of Youth Services or contact CIU.

24. MILITARY HISTORY, RANK, ASSIGNMENTS, DISCHARGE TYPE, ETC.

US military records and archives units

Contact CIU.

25. NEWSPAPER/PERIODICAL ARTICLES, PUBLIC NOTICES, ETC.

Local and nationwide newspapers and periodicals

Contact CIU.

Puget Sound region newspapers and periodicals

Contact local libraries.

26. NIGERIAN INVOLVED ORGANIZED CRIME (INVOLVED BUSINESSES AND INDIVIDUALS)

CIU Intelligence Files

Contact CIU.

27. POST OFFICE BOX HOLDER (NAME, ADDRESS, ETC.)

U.S. Postal Service

Contact the U.S. Postal Inspector's Office for the area in which the P.O. Box is located.

28. RECORDED DEEDS, GRANTS, MORTGAGES, WILLS ADMITTED TO PROBATE, LIENS, TAXPAYER NAME

County Recorders Office

Contact the County Recorders Office for the county in which the real property is located. CIU has access to the King County Recorder's Office.

29. SATANIST/OCCULT CRIMINAL ACTIVITY

CIU Intelligence Files

Contact CIU.

30. SOURCES OF INCOME

Banks, Credit Unions, Loan Applications

Inquiry Judge Subpoena. Contact the King County Prosecutor's Office, Fraud Division or CIU for further assistance.

31. SPOUSE NAME

County Recorder's Office

Contact the County Recorder's Office for the county in which the marriage took place. CIU has on-line access to the King County Recorder's Office.

Washington State DOL

Request "Any and All" vehicles registered to subject via Data Control Unit. Vehicles are frequently registered to both parties.

Assessor's Office

Contact the assessor's office for the county in which the subject owns property. Real property is frequently titled to both parties. CIU has on-line access to the King County Assessor's Office.

32. SOCIAL SECURITY NUMBER OWNERSHIP

Credit Records (TRW, TransUnion, CBI)

Contact CIU.

33. TELEPHONE NUMBER (PUBLISHED SUBSCRIBER)

Local Telephone Directory

Use local directory.

US West Security

Contact US West Security Department (Agency PIN needed).

SelectPhone (Phone Directories for entire U.S.)

Contact CIU.

34. TELEPHONE NUMBER REVERSE INFORMATION (PUBLISHED SUBSCRIBER)

US West Security

Contact US West Security Department (Agency PIN needed).

SelectPhone (Phone Directories for entire U.S.)

Contact CIU.

35. TELEPHONE NUMBER/SUBSCRIBER INFORMATION (NON PUBLISHED)

Applicable Phone Company

Search Warrant, Inquiry Judge Subpoena. Contact CIU for assistance.

36. TECHNICAL INVESTIGATIVE SUPPORT

CIU Personnel

Contact CIU with questions or requests for overt/covert, audio/video investigative support.

37. TECHNOLOGY RELATED CRIME

CIU Intelligence Files

Contact CIU.

38. TERRORIST RELATED INFORMATION

CIU Intelligence Files

Contact CIU.

39. TRADITIONAL ORGANIZED CRIME

CIU Intelligence Files

Contact CIU.

40. TRAVELERS/GYPSIES (CRIME GROUP) (RELATED BUSINESSES AND PERSONS)

CIU Intelligence Files

Contact CIU.

41. VEHICLES OWNED OR LEASED (WASHINGTON STATE)

Washington State Department of Licensing (DOL)

Request "Any and All" vehicles via the Data Control Unit.

42. VEHICLES OWNED OR LEASED (STATES OTHER THAN WASHINGTON)

Other States Departments of Licensing

Teletype request, via the Data Control Unit, to state in which subject is likely to own vehicles.

43. VESSELS OWNED (WASHINGTON STATE)

Washington State Department of Licensing (DOL)

Request "Any and All" vessels via the Data Control Unit.

U.S. Coast Guard

Contact local Coast Guard Office for titled vessel information.

44. DISPOSITIONS OF KCSO FELONY ARRESTS

Prosecutor's system (PROMIS)

Access via ITS terminal.

15.07.000 ACCESS SYSTEMS

15.07.005

POLICY STATEMENT: 04/09

The Chief of the Washington State Patrol (WSP) administers all operating phases of the ACCESS System. The ACCESS System shall only be used for official law enforcement business. The following rules and policies ensure proper and efficient use of the ACCESS system. All users will conform to these policies and rules. Any questions regarding these policies should be referred to the ACCESS Section via the department's Terminal Agency Coordinator (TAC).

15.07.010

DEFINITIONS: 04/09

"A Central Computerized Enforcement Service System (ACCESS)" is a computer controlled communications system operated and maintained for all law enforcement and criminal justice agencies within the state.

15.07.015

TECHNICAL AGENCY COORDINATOR: 04/09

1. ACCESS requires that each agency that uses ACCESS must designate a Technical Agency Coordinator (TAC) to act as the point of contact for the WSP and the Federal Bureau of Investigation (FBI).
2. The Sheriff's Office has designated the supervisor of the Data Control Unit to be the TAC.
3. Duties of the TAC include but are not limited to
 - a. Ensure compliance with state and National Crime Information Center (NCIC) policies and regulations.
 - b. Coordinate all ACCESS certification of new employees and recertification every two years for all terminal users.
 - c. Responsible for proper operator performance.
 - d. Maintain strict adherence to all ACCESS/CJIS regulations
 - e. Make prompt notification of CJIS violations to the ACCESS Section.

15.07.020

TERMINAL SECURITY: 04/09

1. Federal and state laws protect the information provided by ACCESS.
2. Maintaining security of the terminal sites and information received is the responsibility of Sheriff's Office personnel operating the terminal, the TAC, and the Sheriff.
3. Terminal locations, whether in a building, in a vehicle or on a laptop computer, must be secure from unauthorized access.
4. All members authorized to use the system shall be instructed on the proper use of equipment and the dissemination of information received.

15.07.025

ACCESS INFORMATION AND DISSEMINATION: 04/17

1. Each user must observe all restrictions placed on the use or dissemination of information received through ACCESS.
2. Policies contained within the ACCESS Operations Manual and other related manuals must be adhered to.
3. The information is obtained through ACCESS it must only be used for criminal justice purposes.

4. Queries or messages not pertaining to law enforcement business (e.g., personal inquiries) are prohibited.
5. Law enforcement may provide Department of Licensing records to Code Enforcement Officers, Animal Control Officers, Fare Enforcement Officers and to tow operators as specified by Washington State Law.
6. Persons shall not use any information obtained through the ACCESS system, including all Department of Licensing (DOL) and Department of Corrections (DOC) information, for private business or personal reasons or furnish any information so obtained to any other person for such use.
7. Deputies working off-duty and being paid by an entity other than the Sheriff's Office are not entitled to information from the WACIC/ACCESS/NCIC systems except when checking to see if a person is wanted or a vehicle is stolen.
 - A "yes" or "no" answer will be the only information provided.

15.07.030

SYSTEM MISUSE: 03/11

1. Violations of the rules, regulations, policies, or procedures developed by NCIC and adopted by the WSP or any other misuse or abuse of the ACCESS system may result in progressive discipline measures and/or criminal prosecution by the King County Sheriff's Office as well as WSP.
2. Any suspected violation of the WSP ACCESS system will be reported to WSP ACCESS using an ACCESS Violation Incident Report by either the Internal Investigations Unit or by the KCSO TAC. Results of the KCSO investigation will be reported to WSP ACCESS including not only the results of the investigation (unfounded, exonerated, non-sustained, sustained, or undetermined) as well as any discipline measures imposed.
3. In addition to disciplinary measures imposed by KCSO, WSP may also impose its own sanctions which can include revocation of individual certification, discontinuance of system access to the department, or purging the department's records.

15.08.000 DEPUTY'S NOTEBOOK

15.08.005

DEPUTY'S NOTEBOOK INTRODUCTION: 10/15

The Deputy's Notebook (KCSO Form #C-200) is a chronological journal of all information relevant to the discharge of a deputy's official duties and the appropriate incident or citation numbers under which this information can be found. The primary purpose of the Deputy's Notebook is to provide individual deputies with an accurate and dependable source for retrieving field information when needed. Deputies may carry and maintain a Deputy's Notebook when on-duty.

15.08.010

DOCUMENTING APPROPRIATE INFORMATION: 10/15

If using the notebook, deputies should:

1. Document information neatly, legibly, and keep a clear separation of information between incidents.
2. Ensure that each shift begins on the next clear face page.
3. Document times showing when a detail was on-viewed or received and when the deputy arrived and cleared the call.
4. Document the disposition of the incident.
5. Record their own actions when two (2) or more units handle an incident.
6. Include the following information:
 - a. Names of other deputies at the scene.
 - b. Citation numbers issued.
 - c. Incident numbers.
 - d. Name of people contacted, cited or warned for any infraction or violation of the law.
 - e. If a supervisor was notified.
7. Document any other data that may be useful for completing reports, future reference, or court testimony. Examples include:
 - a. Who was arrested and by whom.
 - b. What the suspect(s) were doing.
 - c. What property was recovered and from which suspects.
 - d. What the suspect(s) said
 - e. Field interrogations, if subsequent contact might be warranted.
 - f. Transportation of prisoners of the opposite sex.
 - Include circumstances and specific times with starting and ending vehicle mileage.
 - g. Incidents that can potentially result in a complaint or accusation against a deputy.
 - h. Vehicle condition and damage reports.
 - i. Sketches and measurements of an investigation.
8. Not remove completed pages from the Deputy's Notebook for any reason.

15.08.015

DISCLOSURE: 10/92

1. Deputies should always be aware that their notes may be subject to evidential discovery by a defense attorney, court, or jury. Therefore, never include personal notes that may cause personal embarrassment or discredit to the department.
2. Deputy's Notebooks may be photocopied to comply with court orders for discovery, documentation for performance evaluations, or for other department approved reasons.

15.08.020

RETENTION: 02/10

1. Deputy's Notebooks covering the previous two (2) months shall be readily available upon request by a supervisor or proper authority.
 - Deputy's Notebooks may be inspected at any time by a supervisor.
2. Deputy's Notebooks over two (2) months old are to be kept in a safe and secure place, retrievable for reference or at the request of a supervisor or proper authority within three (3) working days.
3. Deputies shall retain their Deputy's Notebooks for three (3) full years from the last entry in the notebook.

16.00.000 POLYGRAPH

16.00.005

INTRODUCTION: 09/10

The primary purpose of the polygraph examination is to determine if the person being examined is being truthful or deceptive. The polygraph examination can be used as an aid to an investigation or interrogation, and is another step in the chain of evidence. If a subject's truthfulness can be scientifically determined, it can assist investigators with their investigations. Polygraphs shall be administered by a department approved examiner who has graduated from an institution providing training for this purpose.

16.00.010

PRE-POLYGRAPH RECOMMENDATIONS: 10/92

1. If it is determined that a polygraph test is advisable, impress the prospective subject how the test can help him/her as an individual, rather than the investigator.
2. Refer to the instrument as a polygraph or truth verifier, rather than a "lie detector."
3. Do not attempt to explain the workings of the polygraph.
 - If the subject or requesting party has questions concerning the polygraph instrument or polygraph technique, please contact the examiner.
4. Advise the subjects that the test will take approximately two (2) hours and that they must be punctual for the appointment.
5. Do not disclose pertinent information of the crime or incident to the subject.
6. Consult with the examiner concerning the examination.
 - Discuss suspicions, opinions, subject's attitude, and all of the developments of the case.
7. Furnish the examiner with the case file and other pertinent information at least one (1) day before the scheduled examination.
8. Investigating detectives/deputies need to inform the examiner if they suspect that the subject uses drugs, is extremely fatigued, has recently suffered a traumatic experience, or any other extenuating circumstances that might affect the test.
9. The investigator handling the case must be present in the building during the test in the event a statement is to be taken or to furnish additional information to the examiner.

16.00.015

INVESTIGATIVE GUIDELINES: 10/92

The effectiveness of the polygraph depends upon the investigator and the examiner working together as a team. To be successful, both must comply with the following procedures:

1. The polygraph examination should be a supplement to a field investigation.
 - The examination should not be used as a last resort.
2. During the investigation in which the polygraph might be used, confidence should be expressed in both the accuracy of the procedure and the impartiality of the examiner.
3. When requesting a person to submit to an examination, it should be clearly stated it is to be entirely voluntary.
 - If the subject exhibits fear of the test procedure, the investigator should assure the person that the examiner will thoroughly explain the procedure before any examination.

4. In the event that both the suspect and the complainant are to be examined, the complainant shall be scheduled first.
5. Because of the time it takes for the examiner to prepare for testing only those persons scheduled will be tested.
6. In cases when it is necessary for the investigator to cancel an appointment, the examiner should be notified as soon as possible.
7. Threats to use the polygraph to obtain a confession shall not be made.
8. If the subject being examined is under arrest, the investigator shall have custodial responsibility.

16.00.020

EXAMINER'S RESPONSIBILITIES: 09/07

1. The polygraph examiner decides all related procedures regarding:
 - a. How the polygraph examination is to be conducted.
 - b. Areas to be covered.
 - c. Test questions.
 - d. When and where any examination should take place.
2. The examiner shall submit a written report at the conclusion of each examination.
 - a. Disposition of written reports shall be according to department policies.
 - b. Maintaining, protecting, or releasing the polygraph files and records shall be according to the Polygraph SOP and G.O. 15.04.000.
 - Reports containing the results of the examination may be made available only to the investigators or their commanding officer.

16.00.025

PERSONS NOT TO BE EXAMINED: 10/92

1. Persons shall not be examined on the same subject matter after an examination administered by another police agency, unless authorized by the Major Crimes Captain.
2. A person suffering from either a physical or psychological condition or disability (i.e., psychosis, a cold, tuberculosis, alcoholism, drug addiction, ulcers, etc.) does not automatically disqualify that person from being successfully examined. However, the following guidelines shall apply when deciding whether to conduct a polygraph:
 - a. Any person with a heart condition whose doctor advises against the examination shall not be permitted to take an examination.
 - Should a person claim to be suffering from a heart condition, the examiner shall have a signed letter from the person's doctor stating that the patient may take a polygraph examination.
 - b. Any woman known to be pregnant shall not be given an examination unless the following conditions have been met:
 - The woman is less than three months pregnant; and
 - The examiner has received a signed letter from her doctor stating that she may be examined.

16.00.030

RE-EXAMINATIONS: 10/92

The polygraph examiner occasionally conducts reexaminations. Even after a re-examination, the examiner is not always able to determine if the person is being truthful.

1. If an inconclusive finding is reported by the examiner, it is not to be interpreted as indicating either truthfulness or untruthfulness. It merely indicates that the person should have the same status as if no examinations have been administered.
 - When an inconclusive finding is reported, it is the responsibility of the examiner to decide if a reexamination should be scheduled.

2. Due to the complexities involved in recording human reactions, it is possible for an examiner to make an improper interpretation.
 - When such a decision is discovered, it shall be brought to the examiner's attention.

16.01.000 PHOTOGRAPHY

16.01.005

INTRODUCTION: 04/17

Photographs are an essential part of documenting evidence. Deputies should photograph crime scenes and evidence when it may be relevant to the scene. Department cameras and media are only to be used for official department business. Personal equipment must not be used for official department business.

The Photography Unit is responsible for fulfilling photographic requests, assisting with crime scene photography, and providing photographic services for public relations purposes. Additionally, the Photography Unit provides training, dispenses limited supplies and archives investigative photographs generated by investigators.

16.01.010

TRAINING: 12/14

1. The Photography Unit can provide training in basic photography. Supervisors may schedule training by contacting the Photography Unit supervisor.
2. Deputies may take photographs of simulated scenes for training purposes.

16.01.015

INVESTIGATIVE PHOTOGRAPHS: 04/17

1. High Quality Cameras:

Single lens reflex cameras (SLRs/DSLRs) may be required for photographing injuries, impression evidence, and images photographed under extreme lighting conditions (too light/too dark).

2. Point-and-shoot/Smartphone Cameras:

Point-and-shoot/Smartphone cameras are useful for documenting property damage, location/condition of evidence, and distinguishing features, such as tattoos. Point and shoot cameras shall only be used for injuries, impression evidence or in extreme lighting conditions when no other option is available.

3. Requirements for Investigative Photographs:

- a. Overall, mid-range and close-up photographs should be taken whenever possible (e.g., for tattoos, this includes an image of the subject, the general area where the tattoo is located, and a close-up image of the actual tattoo).
- b. Rulers should be included in close-up photographs to document the size of item(s).
- c. When photographing injuries ensure the dignity and privacy of the victim.
- d. A victim with injuries that are not visible should be asked to contact a deputy or detective in the event an injury becomes visible.
- e. The field supervisor shall determine the need for on-site assistance from the Photography Unit. The Communications Center can contact the Photography Unit Supervisor to discuss a situation or request assistance.
- f. All cameras must be set on the highest quality setting.

4. Should a smartphone be used to photograph or video evidence, the information should be deleted as soon as possible after transferring the file(s) to the Photography Unit for storage.

16.01.020

SUBMISSION AND STORAGE OF PHOTOGRAPHIC AND VIDEO EVIDENCE: 09/16

1. Photographic and video evidence created by law enforcement personnel should be entered into the Department's Digital Image Management System (DIMS) for processing and storage.
 - a. All images captured must be retained. Images that were inadvertently taken must be left intact to preserve the continuity of the session as it relates to the case.
 - b. Images that cannot be entered directly into DIMS can be submitted to the Photography Unit on CDs or DVDs.
 - Verify that digital images are correctly transferred to CD/DVD by viewing disk content before submitting.
 - After verifying disk content, clear and reformat memory cards or delete images from cell phones prior to use on the next case.
 - c. All submissions to the Photography Unit require an incident number, the name of the person submitting the request and the crime type using a completed Photographic Services Request Form (E-147).
2. Photographic and video evidence not generated by law enforcement shall be submitted to PMU for storage as an evidence item.
3. Questions on where to send evidence should be directed to the Photography Unit or PMU for clarification.
4. Questionable photographs will be returned to the deputy's supervisor for review.

16.01.025

ORDERING PRINTS AND PHOTOGRAPHY SUPPLIES: 12/14

1. Requests for photographs shall be sent to the Photography Unit in an Image Processing Envelope (E-142) with a completed form (E-147). Only requests submitted on an E-147 will be accepted. Electronic submissions will not be accepted.
2. Requests for digital prints shall be made ten (10) days prior to the date the prints are needed. In most cases, rush requests and requests without incident numbers need the authorization of the requestor's supervisor prior to submission.
3. To request supplies complete and return a Photographic Supply Request Form (E-148).

16.01.030

SCHEDULING NON-INVESTIGATIVE PHOTOGRAPHY: 12/14

The Photography Unit attempts to be available to photograph all public relations events, and may be available to photograph other non-investigative events. A request must be submitted to the Photography Unit Supervisor at least three working days prior to the event.

16.01.035

JUVENILE PHOTOGRAPHS: 04/17

See Photographing Juveniles GOM 5.01.035.

16.02.000 K-9 UNIT

16.02.005

INTRODUCTION: 09/92

The K-9 Unit tries to locate suspects and evidence and provides protection or back-up for line deputies. Generally, a K-9 team is applied as a tool to assist Patrol or other units at a crime scene. K-9 also provides psychological and physical back-up when called upon to do so. Every dog in the unit is qualified under State standards as well as King County standards, which are considerably more stringent. In each track, there are many factors working against the K-9 team, and if enough negative factors exist, the suspect(s) may get away. Most of these factors are totally out of the control of the handler and patrol units at the crime scene. This policy assists in understanding the concepts involved in the application of K-9 teams.

16.02.010

K-9 AND PATROL: 09/92

The K-9 Unit was established as a support unit to patrol deputies. Patrol deputies handle the dog's arrests and evidence. K-9 teams (dog and handler) provide a unique tool that can be used to assist patrol when certain conditions are present. A deputy might ask, "Can K-9 be used here?" If you feel that the call might turn into a situation where a dog can be of assistance, ask for one to respond. This cuts the time delay and improves the chances of success. It should also key other deputies to respond to assist with perimeters.

K-9 teams are readily available for daytime call-outs, but primarily at night for several reasons:

1. There is less vehicular traffic.
2. Fewer people out on foot.
3. As the air cools, moisture rises in the vegetation to catch and hold the scent.

16.02.015

TRACKING AND SETTING K-9 PERIMETERS: 09/92

Generally, patrol deputies are first to respond to the scene of a K-9 call. But **BEFORE** the K-9 team can begin a track, **the suspect must have committed a crime**. If located, the suspect must be arrested and taken into custody.

While patrol units are en route to the crime scene, the primary unit can begin to set and assign the perimeter. If radio has advised that the suspect has fled, there is usually no reason for more than one (1) unit to make contact at the scene unless necessary. One of the most common mistakes in establishing perimeters is that they are initially set up too small.

Once units are on the perimeter, they should maintain a high degree of visibility. Deputies should use spotlights, overhead lights, flashers, etc.. This will help to keep the suspect to ground and they may think that there are more deputies in the area. When K-9 arrives, the primary unit should assign further perimeter maintenance to another unit and help K-9 establish a starting point. The primary unit must inform the handler of all others who were moving around the starting point. The handler needs to know the exact locations if possible and where the suspect was **last seen**. A clean starting point increases the dog's chance for a decent start. Therefore, deputies should make every effort to keep people out of the area.

If the perimeter units know the dog is working the track in their direction, they should turn their vehicles off until the dog has worked out of the area. The exhaust emissions from a vehicle will make it harder for the dog to smell.

16.02.020

COMMUNICATING: 09/92

Communication between the perimeter units and the handler is essential. Valuable information such as suspect description, direction of track, adjustments to perimeter units, etc., must be made available immediately. Most handlers will not normally close the air unless they feel it is absolutely necessary. Every effort should be made to keep traffic to a minimum. If the track is not "hot" and the handler has worked the area enough to feel that their chance of success has significantly diminished, they will normally secure the perimeter. This allows patrol units to return to normal patrol duties as soon as possible. Typically, however, the handler remains on the scene to do an area search or to double-check the track in the hope of still locating the suspect.

The K-9 team needs the three (3) "C's":

1. **Containment** of the area.
2. **Contamination** kept to a minimum.
3. **Communicating** useful information.

16.02.025

BUILDING SEARCH: 09/92

K-9 units respond to all alarms or whenever suspects are still believed to be hiding inside a building. The dog can cut considerable time it takes to locate a suspect. Because of its scenting ability, the dog decreases the chance of missing the suspect.

Under most circumstances, two patrol units can effectively set up a building perimeter and wait for K-9. If the call is an alarm and K-9 is not too far away, the ideal situation is for the handler to check the perimeter of the building. This decreases the chance of contamination around the crime scene and, if the suspect has fled, this makes it easier for the dog to establish a track.

Once it has been established that entry has been gained, the handler will advise the perimeter units and start a building search. The K-9 deputy may or may not take another deputy into the building with them. This is a handler's decision. Sometimes, it is determined that the suspect(s) left before the patrol unit arrives, but don't assume that all the suspects are gone. On occasion, suspects have been found inside the building, although two or three other suspects were arrested away from the building. It is always prudent to maintain the building perimeter and search the building later, if necessary. Make sure units on the scene do not flush the suspects out of the building before all units are in position to secure the **entire** area. If one unit arrives and spotlights the perimeter before any other units arrive, the suspects will generally run to the other end of the building and, if possible, leave.

After the building has been secured and no suspects have been located, the handler will normally attempt to establish a track away from the building. After a good perimeter is established on the building and if there are still other units available to assist, those other units should rove the immediate neighborhood. This may put suspects to ground who have already left the scene. Also, a suspect vehicle may be located or kept in the area if the suspect feels he will be stopped trying to leave.

16.02.030

SUSPECT CONTACT WITH THE DOG: 09/92

If there is suspect contact with the dog, the patrol supervisor will be notified and involved deputies shall comply with G.O. 6.01.000 (Reporting Use of Force).

16.03.000 AUDIO INTERCEPTS

16.03.005

INTRODUCTION: 10/00

The use of audio intercepts require specific expertise and may require the use of the Prosecutors and Judges. This policy is intended to assist deputies/detectives in requesting/obtaining audio intercepts.

16.03.010

GENERAL GUIDELINES: 10/00

1. King County Sheriff's Office Criminal Intelligence Unit (CIU) and Drug Enforcement Unit (DEU) personnel will conduct all audio intercepts.
2. DEU will only conduct intercepts for their own investigations.
3. All US Title 3 electronic surveillance equipment (audio transmitters etc.) will remain under the control of the CIU and/or DEU.
4. Department personnel (other than DEU) contemplating the need to apply for an audio intercept should contact the CIU to allow adequate preparation and arrangements to fulfill the mission.
5. All non-narcotic audio intercept applications shall be reviewed by a King County Prosecutor prior to presentation to a King County Superior Court Judge for authorization.
6. CIU will review all Narcotic Only Authorizations (with the exception of those made by DEU), pursuant to RCW 9.73.210 & 9.73.230. These authorizations will also be reviewed by a King County Prosecutor if one is available.
 - The authorization should be obtained from a CID Captain or above
7. After the intercept, CIU personnel will present the original Agency Only Intercept Authorization to a King County Superior Court Judge for review and authorization.
8. CIU personnel will (1) maintain all original Agency Only Authorizations and (2) submit a monthly report to the State of Washington each month via the Commander of CID in writing on the outcome of all intercepts attempted or completed during the previous thirty (30) days.

16.04.000 USING INTERPRETERS

16.04.005

INTRODUCTION: 09/09

Washington State law mandates when a law enforcement agency must provide sign language interpreters. The sign language interpreters used by the department are experienced in interpreting in legal situations and can be used for victims, witnesses, and suspects. This policy is intended to assist department members when there is a need for a sign language interpreter and using the Language Line.

16.04.010

TYPES OF INTERPRETERS: 09/09

1. American Sign Language interpreters use the most common form of sign language to interpret for hearing and speech impaired persons.
2. Tactile interpreters use sign language directly into the hand of a sight and hearing impaired person.
3. Oral interpreters combine sign language with lip reading for those who are trained to lip read.
4. Specialized interpreters who work with developmentally disabled persons who have speech and/or hearing impairments.
5. Language Line interpreters.

16.04.015

WHEN TO CALL AN INTERPRETER: 10/94

1. A sign language interpreter shall be called when conducting a criminal investigation and:
 - a. A victim is Deaf, Deaf-Blind or hard of hearing.
 - b. A witness is Deaf, Deaf-Blind or hard of hearing.
2. A sign language interpreter shall be called when conducting a criminal investigation that involves interviewing a **minor child** whose parent, guardian, or custodian is Deaf, Deaf-Blind or hard of hearing.
 - The child may be a victim, witness or suspect.
3. A sign language interpreter shall be called when a Deaf, Deaf-Blind or hard of hearing person is arrested for an alleged violation of criminal law.
 - The interpreter shall be called as early as possible for any notification of constitutional rights, interrogations, or taking statements.

16.04.020

HOW TO CALL AN INTERPRETER: 10/94

1. A list of certified sign language interpreters, who are available for emergency situations and for appointments for interviews, is located in the Communications Center and at each major work site.
2. Patrol deputies should call the Communications Center for a field response by a sign language interpreter.
 - a. This request should be approved by a Supervisor.
 - b. The type of interpreter need should be specified.

3. Requests for sign language interpreters made by other units/sections during normal business hours shall be arranged by the requesting investigator.
 - This request should be approved by a supervisor.

16.04.025

WHO SHOULD NOT BE AN INTERPRETER: 10/94

1. Department members who have responsibilities other than solely interpreting, shall not be used as interpreters.
2. Deputies should not use friends or family members of the hearing impaired person for interpreting when there is a possibility of prosecution.
 - If a friend or family member is used as an interpreter, the information gained should be verified by a certified sign language interpreter.

16.04.030

REPORTING: 10/94

1. When a deputy uses a sign language interpreter, the deputy shall send an Officer's Report, via the chain of command, to the Administrative Services Section Commander within five (5) working days. The O/R shall contain:
 - a. Name of interpreter.
 - b. Date and time of service.
 - c. Incident number.
 - d. Amount of on-scene hours used.

16.04.035

LANGUAGE LINE: 10/17

1. The Language Line provides telephone translation services in over one hundred (100) languages, twenty-four (24) hours a day, available to department members.
2. Members needing to use the language line should call 800-643-2255 and:
 - a. Request which language is needed.
 - b. When prompted give the account number **REDACTED**.
 - c. Give them your people soft number.
3. If a member is unable to make the call, the request for the use of the language line may be made through the Communications Center.

16.05.000 DISPUTE RESOLUTION CENTER

16.05.005

INTRODUCTION: 05/95

The purpose of this policy is to provide deputies with information on resources that can assist them in dealing with civil disputes where police involvement may not be required.

16.05.010

DISPUTE RESOLUTION CENTER: 05/95

The dispute resolution center is a Seattle/King County community-based program that offers mediation or solutions for settling conflicts which under ordinary circumstances would not find their way into court.

16.05.015

MEDIATION PROCESS: 05/95

1. Mediation is a voluntary, cooperative, problem-solving process.
2. It involves a confidential negotiation of a mutually-agreeable settlement by disputing parties.
3. All parties involved in a dispute have the opportunity to actively participate in the settlement.
 - Mediators have no authority to impose a settlement on either party involved.

16.05.020

GUIDELINES FOR REFERRALS: 05/95

1. Deputies should refer conflicting parties to the Dispute Resolution Center at 443-9603 when both parties are agreeable and when no police action is necessary. Some examples which may be referred to the DRC are:
 - a. Nuisances like noise, pet control, littering, harassment or other general neighborhood problems.
 - b. Landlord/tenant problems concerning deposits, repairs, property damage and eviction.
 - c. Small claims over money, personal property and real estate.
 - d. Merchant/consumer disputes about refunds, exchanges, service warranties and faulty merchandise.
 - e. Employer/employee disputes where there is no union involved.
 - f. School problems involving administrators, faculty, students or parents.
 - g. Community-wide disputes involving different interest groups.
2. Deputies should not use the Dispute Resolution Center.
 - a. When the conflict involves drugs or alcohol.
 - b. When the conflict involves physical abuse or violence.
 - c. For problems requiring legal assistance.

16.06.000 LOCATION OF CELL PHONE: INQUIRIES

16.06.005

INTRODUCTION: 12/14

There are several methods to request information from a cellular phone company in order to determine the location of a specific cellular phone. The different methods have unique procedures to follow and requirements to legally obtain the information vary according to each procedure.

16.06.010

DEFINITIONS: 12/14

For the purpose of this policy:

“Qualifying Emergency” means an emergency situation that involves immediate danger of death or serious bodily injury and in which the prosecutor must concur via consultation at the time of the emergency. RCW 9.73.260(6).

16.06.015

PROCEDURES: 12/14

1. The phone was used to call 911.
 - a. Calls to 911, by law, are supposed to “automatically display the name, address and phone number” of the phone used to call 911.
 - b. If a phone is used to call 911, its location information is not private during the time law enforcement needs to respond to the emergency call.
 - c. Under this circumstance, deputies can, if necessary, request the assistance of a phone’s service provider to locate the phone that was used to call 911.
2. “Pinging”.

A request for a cellular phone company to provide signaling information reasonably likely to identify the source of a wire or electronic communication is considered by law to be a Pen Register and Trap and Trace, sometimes called “Pinging”.

- a. In a “qualifying emergency,” the current location of a cell phone may be ascertained prior to obtaining a pen register or trap and trace order.
 - Deputies must consult with the prosecutor, and the prosecutor must agree with the deputy that:
 - A qualifying emergency exists; and
 - A basis exists for a judge to sign a pen/trap order.
 - The prosecutors assigned to handle these are listed below.
 - Deputies must follow-up within forty-eight (48) hours of beginning pen/trap operation with an order authorizing the interception.
 - Failure to follow-up is a gross misdemeanor and will result in suppression of evidence.
 - LE must file a monthly report to the Administrator of the Court stating that the emergency authority was used and stating whether an order was sought within forty-eight (48) hours.

- b. When there are no emergent conditions then investigators shall seek prior judicial review to obtain a Pen Register and Trap and Trace Order to obtain authorization to “ping” a cellular phone.
- c. Consent from the phone subscriber to obtain phone company assistance to locate a phone that is not in that person’s possession does not change these requirements, even in an emergency.

- Deputies must still comply with the Trap and Trace laws discussed above.

3. Historical Cellular Phone Data.

Cell phone companies automatically keep records of where a phone has been in the past. Cell site information becomes “historic” an instant after it has been saved to the cell phone company’s computers. But, historic location information does not include on-going or real time updates of the phone’s location.

- a. When a constitutionally based exigency (such as community caretaking) exists, historical phone information can be requested from the phone company without prior judicial review.

- It should be made clear while requesting information from the phone company that the request is for “historical data” only.

- b. In cases where there are no emergent conditions then investigators shall seek a search warrant or subscriber consent to obtain historical phone information.

4. Stolen Electronic Devices and Subscriber Consent.

- a. Suspects fleeing from crime scenes have been known to carry away a victim’s cell phone. A police request to a cell phone service provider that the company provides location information for the victim phone, even with the subscriber’s consent, can easily and quickly run afoul of the law.

- b. It is strongly recommend that police avoid requesting phone location information from the service provider without a 911 call, court order, or qualifying exception.

- c. Washington State law does not directly address whether police can lawfully obtain location information for a stolen phone, with consent of the phone’s subscriber.

- d. Though not a resolved legal question, it is believed locating a stolen phone should be legally fine if the cell phone owner has downloaded an “app” s/he uses to locate his/her phone him-herself then provides police with that information. It becomes a closer legal question if the deputy does this him or herself or directs the phone owner to do it.

5. Legal Questions and Support for Electronic Devices.

Pen Register, Trap and Trace orders, tracking device warrants, and decisions regarding qualifying emergencies in King County are handled by the Special Operations Unit of the King County Prosecutor’s Office. Contact information is:

Gary Ernsdorff, Senior Deputy Prosecuting Attorney (206) 477-1989 desk, or (206) 965-5607 cell, gary.ernsdorff@kingcounty.gov

If he can’t be reached, call Paralegal Supervisor Val Epperson – (206) 477-1965 desk, or (206) 276-7317 cell

17.00.000 INVESTIGATIONS

17.00.005

POLICY STATEMENT: 09/10

It is the policy of the Sheriff's Office to investigate suspected criminal activity in order to reach a conclusion as to what, if anything occurred and who, if anyone committed the crime(s).

17.00.010

PRELIMINARY INVESTIGATIONS: 09/10

1. Deputies who are dispatched or on-views criminal activity shall conduct a preliminary investigation of the incident.
2. Deputies may request a call-out of a specific unit that would be necessary to conduct or assist with special investigations.
3. Investigative steps may include but are not limited to:
 - a. Observing all conditions of the crime scene.
 - b. Maintaining and protecting the crime scene.
 - c. Identifying and interviewing victims, witnesses and suspects.
 - d. Arresting suspect(s).
 - e. Collecting evidence.
 - f. Obtaining written statements.
 - g. Completing incident report.

17.00.015

FOLLOW-UP INVESTIGATIONS: 09/10

1. Once a preliminary investigation is conducted the case may be assigned to patrol, a precinct CID or other CID unit for follow-up investigation.
2. Investigative steps may include but are not limited to:
 - a. Reviewing and analyzing all previous reports prepared in the preliminary investigation.
 - b. Reviewing records and laboratory examinations.
 - c. Conducting additional interviews and interrogations.
 - d. Obtaining additional information.
 - e. Planning, organizing, conducting searches and collecting evidence.
 - f. Identifying and apprehending suspects.
 - g. Determining involvement of suspect(s) in other crimes.
 - h. Checking criminal histories.
 - i. Presenting cases to the prosecutor.

17.01.000 HOSTAGE/CRISIS NEGOTIATIONS

17.01.005

ORGANIZATION: 10/92

The Crisis Negotiation Team (CNT) is comprised of one (1) sergeant (Team Leader) and a group of deputies (Assistant Team Leaders and other members) selected by the Patrol Operations' Chief.

17.01.010

CHAIN OF COMMAND: 10/92

1. Administrative.
 - a. Commander Special Operations Section.
 - b. Tactical Operations Captain.
 - c. Team Leader.
 - d. Assistant Team Leaders.
2. Operational.
 - a. On Scene Incident Commander.
 - b. Team Leader.
 - c. Assistant Team Leaders.

17.01.015

PURPOSE: 10/92

The Crisis Negotiation Team provides trained personnel who can respond to incidents involving hostages, barricaded persons, and other similar situations in which negotiation with an offender or mentally ill subject is necessary for the release of hostages or for the resolution of an incident. The primary goal in any incident shall be the unharmed release of all hostages. When there are no hostages involved and no other citizens are in jeopardy, the primary goal shall be to obtain the submission of the offender(s) or mentally ill individual to law enforcement personnel.

17.01.020

TEAM MEMBER FUNCTIONS: 10/92

Four (4) Crisis Negotiation Team members shall respond to each incident. Their specific functions shall be as follows:

1. **Team Leader:**
 - a. Establish liaison with the Command Post and provide intelligence information to the Incident and Tactical Commander(s).
 - b. Coordinate CNT activities.
 - c. Assign specific roles to Crisis Negotiators as they arrive on scene.
 - d. Isolate CNT member(s) from outside distractions.
 - e. Assist all other team members as necessary.

2. **Primary Negotiator:**
 - a. Handle all verbal contact with suspect or hostages.
 - b. Gather necessary intelligence information.
3. **Secondary Negotiator:**
 - a. Continually assist and monitor the conversation between the primary negotiator and the suspect.
 - b. Observe and monitor emotional status of primary negotiator.
 - d. Relay any relevant information to the Team Leader to and from the primary negotiator.
 - e. Maintain a negotiation log.
4. **Intelligence officer:**
 - a. Establish and maintain monitoring equipment, phone lines, recorders, etc..
 - b. Conduct interviews of witnesses, released hostages, and any other persons known to have knowledge of the incident.
 - c. Once the identity of either the suspect(s) or hostage(s) is known, attempt to gather as much intelligence as possible and advise the Team Leader of the findings.

Normally, the roles assigned shall be decided by the order of arrival at the scene. However, depending on special skills of members or the emotional and physical status of team members, this may be modified at the discretion of the team leader (sergeant). It is vital that each member stay within the boundaries of his/her role. The ease with which an operation runs depends directly on proper team function. While individual ideas and suggestions are always in order, individual action without team consultation is rarely in order. Each team member is expected to function effectively with every member of the team.

17.01.025

NON-NEGOTIABLE ITEMS: 10/92

REDACTED

17.01.030

NEGOTIABLE ITEMS: 10/92

REDACTED

17.01.035

WHO NEGOTIATES: 01/98

On occasion, the Crisis Negotiation Team will arrive at an incident and find that negotiations have already begun. Sometimes the negotiator may be the first officer on the scene, another officer, a relative of the suspect, or someone else.

1. If a deputy happens to be negotiating, the team shall quickly assess the progress that has been made as well as the apparent abilities of the negotiating officer and make a decision whether to allow the deputy to continue or to replace the deputy with a team member.
2. If it is determined that a team member should take over, it shall be done tactfully and within a timely manner.
 - This may be a very delicate juncture and must be handled with skill and good judgment.
3. If it is determined by the team that the original negotiating officer appears capable of making further progress or is nearing resolution of the incident, then the team shall provide full support to that officer and assist as necessary.
4. Responsibility for negotiating with any hostage-taker(s) or barricaded person(s) shall be quickly and, if possible, tactfully taken from individuals listed below, unless an exceptional circumstance dictates otherwise:
 - a. Spouses or relatives
 - b. Priest, Rabbi, etc.
 - c. Member of the news media
 - d. Psychiatrist/Psychologist
 - e. Sheriff, County Executive, Police Commanders, etc.

17.02.000 VEHICLE THEFT INVESTIGATION

17.02.005

SPOTTING POSSIBLE STOLEN VEHICLES: 10/92

When looking for possible stolen vehicles, deputies should look for:

1. Broken windows.
2. Windows rolled down in inclement weather.
3. Punched or damaged door locks.
4. Age of driver.
5. Does the driver fit the vehicle?

17.02.010

HOW VEHICLES ARE STARTED: 10/92

Vehicles are started four (4) different ways:

1. ALTERED KEY:

- a. This is accomplished by filing a key to various degrees depending on the year and model.
 - The key then starts the car and appears normal when in the ignition.
- b. Deputies should look closely at the key, and if it's altered, place it into evidence.
 - If the unaltered key belongs to the victim, it may be released with the vehicle.

2. PUNCHED IGNITION:

- a. A punched ignition usually requires the aid of a slide hammer or other tool.
- b. The ignition is yanked out of the steering column to gain access to the ignition wires that are twisted together to start the car.
- c. Sometimes only the key cylinder is removed and an object is inserted in the ignition to turn the switch.
- d. Either process causes significant damage to the column and/or ignition and is normally obvious.
- e. There is another variation of this method that creates an illusion that the ignition appears normal.
 - After removing the ignition from the column the suspect then removes the key cylinder and knocks out all of the tumblers. The cylinder and ignition is placed back into the column and then any object can be inserted into the ignition to start the vehicle. Deputies should be able to see some damage if they look closely. The ignition should slide out freely by pulling on it.

3. FORCED IGNITION:

- a. This method involves an object (i.e., screwdriver) being driven into the key hole and turned with such force that the tumblers are snapped and the vehicle is started.
- b. The damage is obvious and the object is usually sticking out of the ignition.

4. **DASH WIRES:**

- This method involves the ignition wires being pulled out from underneath the dash and splicing the proper wires together.

17.02.015

VEHICLE TAKEN BY UNKNOWN PERSON(S): 10/92

Deputies shall complete an Incident Report and a Motor Vehicle Report (KCSO C-116).

- The agent or owner is anyone who was in legal possession or control of vehicle at time of theft.

17.02.020

VEHICLE TAKEN BY KNOWN PERSON(S): 10/92

Deputies shall complete an Incident Report, a Motor Vehicle Report (KCSO C-116) and any witness statements when necessary.

1. Deputies shall obtain background information on the relationship between the victim and the person who took the vehicle to ensure the case is not a civil problem.
 - a. Did the person have permission to take the vehicle?
 - b. Has the person used the vehicle in the past in any way that would suggest "implied permission"?
 - c. Does the person have any legal interest in the vehicle?

EXAMPLE: The victim gives the person permission to use his car to drive to a local grocery store and the person is supposedly to return within a few minutes. Four hours later the person has not returned and now the victim wants to report the vehicle stolen.

ACTION: A case should not be taken based on these facts alone.

REASON: The courts have ruled that going beyond the scope of permission in and of itself is not a crime (State vs. Clark 1984).

NOTE: A case may be taken when the victim has attempted to locate person with negative results and at least seventy-two (72) hours has elapsed. A longer time delay may be necessary depending on the relationship and history between victim and the person who took the vehicle.

The report must show criminal intent to deprive the victim of his property.

EXAMPLE: Victim loans vehicle to a person for a specified period of time. The person does not return vehicle on time and cannot be found. Victim learns that the person has cleaned out his apartment and is leaving town.

ACTION: If the deputy feels the information is credible an incident report should be taken.

17.02.025

JUVENILE TAKES FAMILY CAR: 10/92

Deputies shall screen the case for civil.

1. When a juvenile does not have consent or implied permission to use the family car he/she should be charged with "Taking Motor Vehicle without Permission" (R.C.W. 9A.56.070).
 - A signed Incident Report and Victim/Witness statements should be completed.

EXAMPLE: A juvenile uses the family car to drive to and from school and has his own set of keys. On a Saturday morning, the juvenile decides to drive across town to visit a friend. The parents did not give specific permission and want to file a theft.

ACTION: No case should be taken.

REASON: Based on the frequent use of the car the juvenile has implied permission. Having his/her own set of keys makes the implied permission argument even stronger.

NOTE: If the parents can establish that the normal procedure for the juvenile to use the car is to receive specific permission along with the keys for each and every use of the vehicle, this may be an **exception**.

17.02.030

THEFT BY COHABITANTS: 10/92

Deputies shall screen for civil.

EXAMPLE: The victim wants to report that an ex-boyfriend has taken a vehicle that is registered to her. She states the ex-boyfriend is refusing to return the vehicle at her request. Through questioning, the deputy determines the ex-boyfriend has made several of the car payments.

ACTION: This is a civil problem and no case should be taken.

REASON: The ex-boyfriend in this case has a legal interest in the vehicle by making some of the car payments. The number of payments or the amount is not important. Any monetary investment would support a legal interest in the vehicle. (Refer to RCW 9A.56.020 for details.)

17.02.035

INSIDE STOLEN RECOVERY: 02/21

When recovering an **inside** stolen, deputies shall:

1. Complete a Supplement report linked to the original Summary Report **using the original case number** and clearing it with the appropriate FCR, disposition, and hazard factor. The Summary Report **MUST** be edited in order to add the Recovery Status to the vehicle and link it to the Offense.
2. Collect any obvious items of evidence.
3. Check the following areas for fingerprints:
 - a. Rear view mirror.
 - b. Inside door handle.
 - c. Inside glass.

- d. Any printable item left by suspect (i.e., beer cans etc.).
 - e. Exterior of vehicle.
4. Document all efforts taken in the search for evidence.
 5. Indicate how the vehicle was started and the condition of vehicle (i.e., stripped or damaged).
 6. If there are no suspects and the vehicle is to be impounded, the recovery may be completed on a Vehicle Impound Report.

17.02.040

OUTSIDE STOLEN RECOVERY: 04/14

Deputies shall:

1. Contact the Data Control Unit to confirm the stolen vehicle entry is still valid and accurate.
2. Investigate the incident the same as described in section 17.02.035, except a new case number shall be drawn and the FCR is 311 (Outside Stolen) with the appropriate disposition and hazard factor.

17.02.045

VEHICLE THEFT, SUSPECT ARRESTED: 02/21

Deputies shall complete all necessary paper work associated with an in-custody felony arrest (i.e., Summary Report, Supplement Reports, Victim/Witness Statements, , Suspect Rights Form, Superform, Custodial Property Summary and/or Stolen Vehicle Report, etc.).

1. The recovery should be handled as a possession of stolen property case.
2. The title of the case should be a Vehicle Recovery.
3. The deputy should attempt to prove that the defendant(s) had knowledge the vehicle was stolen.
4. Deputies shall attempt to obtain a statement from the suspect.
 - a. If the suspect(s) claims he/she borrowed the car from a friend, get as much information as possible (i.e., complete name, address, description, and the time known, etc.).
 - b. Attempt to prove or discredit any of the suspect(s) claims if he/she does not confess.
 - c. Document all the suspect's statements.

17.02.050

DOCUMENTING THE CONDITION OF A RECOVERED STOLEN VEHICLE: 02/21

1. Deputies shall document:
 - a. Any damage found on the vehicle.
 - b. How the vehicle was started.
 - c. The status of all issued license plates:
 - If only one plate was recovered, dispatch shall be advised as to whether or not the second plate was confiscated.
 - The collected license plate will be placed into evidence for disposal or other evidentiary value.
 - Missing plates must be added as stolen on the Summary Report.
 - d. Items in the vehicle that can be tied to the suspect(s).

17.02.055

STOLEN PLATE(S): 02/21

1. When stolen license plates (other than those belonging to that vehicle) are found on a vehicle, deputies shall:
 - a. Remove the plate(s) from the vehicle and process them for prints when possible.
 - b. If plates are KCSO stolen, the recovery will be reported on the Summary Report of the theft case.
 - c. If plates are outside stolen, a new Summary Report shall be generated.
 - d. Place the plate(s) into evidence.

2. When dispatched to a detail where one or more license plates have been stolen from the victim's vehicle, the deputy shall:
 - a. If only one plate was taken, collect the remaining license plate if present.
 - b. Advise the dispatcher the plate(s) are confirmed stolen in order to expedite the entry of the plate(s) into WACIC.
 - If only one plate was stolen, dispatch shall be advised as to whether or not the second plate was confiscated.
 - c. The collected license plate will be placed into evidence for disposal or other evidentiary value.
 - d. A Summary Report shall be completed.

17.02.060

STOLEN BOATS AND TRAILERS: 02/21

Registered boats and/or licensed boat trailers that are stolen shall be reported the same as motor vehicles.

1. A Summary Report and a Stolen Vehicle Report (KCSO C-116) shall be completed and signed by the reporting person.
2. When a boat and trailer are stolen together only one Summary Report shall be written.

17.02.065

GATHERING EVIDENCE: 10/92

Deputies shall photograph and fingerprint recovered stolen vehicles whenever possible.

17.03.000 BURGLARY

17.03.005

INTRODUCTION: 10/92

Burglary is one of the significant property crimes in King County. Deputies can drastically decrease the burglary rate through a combination of aggressive efforts in both patrol and investigative techniques. Furthermore, burglars are opportunists. Therefore, a reduction of opportunity will result in a reduction of burglary. This policy is intended to inform deputies of techniques to deter and investigate burglaries.

17.03.010

DEPUTY RESPONSIBILITY: 10/92

Burglars are not easily identified by appearance, but they are identifiable by their behavior. Through constant awareness, observation, professional curiosity, and a knowledge of community norms will the patrol deputy recognize a burglar.

1. Once a burglar or suspected burglar has been identified, it is the investigating deputy's responsibility to inform other units and deputies. A Field Interrogation Report (FIR) is designed for this purpose. The FIR:
 - a. Informs the burglar our knowledge of his identity and presence.
 - b. Informs other deputies his identity and activities.
 - c. Hampers a burglar from practicing his trade within the community.
2. Deputies can reduce opportunity by:
 - a. Patrolling in fully marked patrol cars and giving the impression of police omnipresence.
 - Residential areas should be patrolled especially during the week during daylight hours.
 - b. Commercial areas should be patrolled when the proprietor is away. This means during the hours of darkness, weekends, and holidays.
 - c. Being aware of high burglary areas and adjusting patrol patterns to protect them.
 - d. Engaging the communities cooperation through education and public rapport.

17.03.015

COMMERCIAL BURGLARIES: 10/92

The following elements must be considered when attempting to identify a commercial burglary risk:

1. **Ease of Entry:**
 - This includes type of construction, additional physical barriers, and the presence of an alarm system.

2. **Isolation of Target:**
 - This is selecting an establishment with the lowest potential for detection (i.e., the single service station located miles from a center of commerce or a business located near many others, etc.).
3. **Familiarity:**
 - Commercial establishments will frequently be "cased" or inspected in advance by potential burglars to select weak spots in the perimeter, presence or type of alarm system, and to determine the location and presence of items of value.
4. **Potential for Gain:**
 - The greater the possibility of stealing negotiable items, the higher the probability the establishment will be burglarized.
5. **Times of Little or No Supervision:**
 - Commercial establishments are subject to burglary during the hours when the proprietors are away (i.e., Nights, weekends, and holidays).

17.03.020

RESIDENTIAL BURGLARIES: 10/92

The same elements relevant to the commercial burglary are also found in residential burglary.

1. **Ease of Entry:**
 - Open doors and windows as well as certain styles of doors and windows are an open invitation and are of little or no deterrent value, locked or unlocked.
2. **Isolation of Target:**
 - Although homes in congested residential neighborhoods are subject to burglary, residences located in secluded private settings are subject to an individually higher burglary rate than those surrounded by vigilant neighbors.
3. **Familiarity:**
 - Although residential burglaries are "cased" on occasion, burglars are confronted with a situation that is familiar to them (i.e., lives in the neighborhood).
4. **Potential for Gain:**
 - Burglars target the homes of the poor and middle class just as frequently as the affluent.
5. **Times of Little or No Supervision:**
 - Residences are frequently subject to burglary when no one is home (i.e., During the day, the early evening hours, vacation time, and other periods of prolonged absence.)

17.03.025

FEDERAL INSTITUTION BURGLARIES: 10/92

Federal institutions are normally identified by the use of federal or national in their name (i.e., Bank of America, Citizens Federal Savings and Loan, etc.).

1. Deputies shall respond and attempt to arrest the person(s) inside, and:
 - a. Conduct the primary investigation for all burglaries;
 - Precinct detectives may be called out (Refer to G.O. 11.00.090).
 - b. Take an incident report;
 - c. May process the crime scene for evidence.
 - Deputies shall coordinate with the FBI to determine who is responsible for securing and processing the evidence.
2. There are three (3) situations when the Sheriff's Office should do the **entire** investigation, unless the FBI wants to handle the investigation.
 - a. The burglary is committed by a juvenile.
 - b. Anyone is injured during or immediately after the burglary.
 - c. The burglar is arrested inside the building or in the immediate area.

17.03.030

THE INVESTIGATION: 10/92

Burglary investigation should never become routine. To the residential burglary victim, for instance, this is one of the most serious things that has happened and to have this event treated casually by the police is even more distressing. Often, it is not the loss that disturbs the victim nearly as much as having the sanctity of their home violated by an intruder.

Conversely, a commercial burglary may not have the psychological impact of a residential burglary, but often results in a significantly greater monetary loss. Therefore, in all burglaries, deputies must be professional, concerned, and take a thorough approach in the investigation. Several factors may help an investigation that has very little physical evidence available.

1. **Time of Day:**
 - The time block when grouped with other burglary occurrences takes on greater significance from a crime analysis viewpoint.
2. **Point of Entry:**
 - It should be noted whether entry occurred in the front, side, rear, or roof.
 - Compass directions may be used (i.e., east side bedroom window, northeast rear master bedroom window, etc.).
3. **Type of Entrance:**
 - Detail the entrance point the suspect used to get in (i.e., Hollow-core wood with glass or panel inserts, louvered window, sliding glass patio door, etc.).

4. Force Used:

- a. **Kicked-in** - This normally indicates a foot or shoulder applying force to a door. It is helpful to note which portion of the door broke (i.e., frame, door, lock, etc.).
- b. **Pried** - Marks will usually be left by a prying tool adjacent to a latch or lock. The width and depth of the gouge should be noted.
- c. **Breaking glass** - If glass was broken to gain entry, it should be noted where and how much glass was broken and whether it allowed the suspect to crawl through the opening or simply to reach through and unlock the latch.
- d. **Removed window** - Some panes of glass can be removed by taking out the putty. Others allow the entire frame to be lifted out of the track.
- e. **Non-forced** - If entry appears non-forced, attempt to identify the point of entry (i.e., key used, unlocked door, open garage door, etc.).

5. Fingerprints:

- Since King County has the AFIS system, lifting latent prints is essential. Therefore deputies should look for fingerprints in areas the suspect has likely touched such as, point of entry or other areas of attempted entry, smooth items known to have been touched by the suspect, or stolen items later recovered near the scene. Wet items can be air dried by the victim or taken and air dried at the precinct for later processing. Prints that cannot be lifted by deputies should be submitted for processing by the lab.

6. Photography:

- "A picture is worth a thousand words" is absolutely true in police work. Deputies should photograph the scene whenever there is extensive vandalism or it is likely that the suspect will be arrested or charged. Footprints, tire marks, tool impressions, or any other evidence that can be better described with a photograph should be photographed.

7. Loss:

- Stolen items can tell a great deal about the thief, such as, his age, motivation, and skill. When describing the loss include the make, model, serial number, color, value, distinguishing marks and other remarks that might help to identify and locate the item. If a drivers license number or social security number has been engraved on the item, include that in the incident report just as it is engraved on the property.

8. Tracing the Suspect's Activities:

- An observant deputy can usually determine where the suspect went, what he was looking for, and approximately how much time the suspect spent at the scene. Therefore, deputies should question the complainant for **any** possible suspect information (i.e., one of their children, an ex-lover, a neighbor, etc.). If the complainant suggests a possible suspect, deputies should ask if the suspect has a prior arrest record. Deputies should contact neighbors for possible suspect information if possible. If neighbors are contacted, their name, address, and phone number should be included in the report so detectives don't duplicate this effort. Deputies should also take a quick look around in the victim's yard or nearby yards for some of the stolen property, especially if a purse or large items were stolen.

17.03.035

VICTIM RESPONSIBILITY: 12/20

Victims should be encouraged to make every effort to obtain the serial numbers of missing items. Victims can often go back to the place they purchased the item or contact the manufacturer if a warranty card was submitted. If the victim had ever pawned the item in the past, the pawn shop should have the serial number. The victim can be directed to assist the investigation by conducting a more thorough search of the area or by asking the immediate neighbors for information on suspicious vehicles or persons in the area before the incident. Victims should be instructed to make a detailed list of all the foregoing information and given Victim Follow-up Instructions (KCSO Form #B-135) detailing how to report this information via Coplogic.

17.03.040

CRIME PREVENTION: 10/92

Deputies should answer any questions the victim may have concerning crime prevention. Advice on locks, latches, alarms, and Neighborhood Watch can also be discussed at this time. The victim may be more receptive to this advice immediately following the crime than at a later date. Deputies should provide the victim with a brief explanation of the services provided by the Community Crime Prevention Unit (CCPU) along with the unit's phone number.

17.04.000 INVESTIGATION OF BANK ROBBERY

17.04.005

INTRODUCTION: 05/95

Bank robbery is both a federal and state violation in most cases. Federal institutions are normally identified by the use of federal or national in their name (i.e., Bank of America, Citizens Federal Savings and Loan, etc.). If you are unsure of the type of institution, ask the bank manager. The Sheriff's Office has established guidelines with the FBI regarding bank robbery investigations. This policy is designed to assist deputies when investigating bank robberies.

17.04.010

RESPONDING: 06/17

1. Deputies responding to a bank robbery shall select the appropriate code response (GOM 9.00.050) and shall modify their response depending on the circumstances (e.g., false alarm, injured persons, etc.).
2. If the robbery alarm is reported to be false, deputies shall:
 - a. Receive the description of a representative of the bank who will meet them **outside** the bank where the deputy will briefly interview them.
 - b. After at least one additional unit arrives and is in position to view events, escort the representative back into the bank to ensure the alarm is false; and
 - c. Notify the dispatcher that the alarm is false.
 - d. Do not secure additional units until the officer exits the bank.
3. If a bank was robbed refer to section .015

17.04.015

FEDERAL INSTITUTION ROBBERIES: 05/09

1. Deputies shall attempt to arrest the suspect(s) and:
 - a. Conduct the primary investigation.
 - b. Take an incident report, including statements, suspect information sheets, etc.
 - c. Ensure Major Crimes and the FBI are notified.
 - d. May process the crime scene for evidence.
 - Deputies shall coordinate with the FBI to determine who is responsible for securing and processing the evidence.

17.04.020

INVESTIGATION RESPONSIBILITIES, FEDERAL: 05/95

1. The responsible agency for the investigation and prosecution of federal bank robberies is with the FBI.
2. The FBI may defer the investigation to the department in the following situations:
 - a. The suspect is a juvenile.
 - b. Anyone is injured during or immediately after the robbery.
 - c. The suspect is arrested on probable cause.

17.04.025

INVESTIGATION RESPONSIBILITIES, STATE: 05/95

Robberies involving state-chartered banks, savings and loan, credit unions, and lending institutions shall be investigated by this department.

17.05.000 MALICIOUS HARASSMENT

17.05.005

INTRODUCTION: 09/99

The victimization of people because of skin color, religion, heritage, or sexual orientation causes great harm in a community. Victims can do nothing to alter their situation, nor is there any reason they should be expected to change. The department considers bias crimes to be very serious and it is the department's policy to vigorously investigate all reports of Malicious Harassment as defined by RCW 9A.36.080. Deputies must be mindful that not only is the individual who is personally affected by these offenses victimized, but the entire class of individuals residing in the community is also affected. Deputies must be sensitive and respond in a way that the trauma of the victim and the community is not exacerbated. Victims of bias crimes may suffer serious and long-lasting traumatic stress.

17.05.010

DEFINITIONS: 09/99

1. Malicious Harassment means an act done maliciously and with intent to intimidate and harass persons because of, or in a way that is reasonably related to, associated with, or directed toward that individual's:
 - a. Race.
 - b. Color.
 - c. Religion.
 - d. Ancestry.
 - e. National Origin.
 - f. Mental, Physical, or Sensory Handicap.
 - g. Sexual Orientation.
2. To be classified as a "Malicious Harassment" one or more of the following acts must occur:
 - a. Cause physical injury to another person.
 - b. Cause physical damage to, or destruction of, the property of another person; or
 - c. By words or conduct, place another person in reasonable fear of harm to his/her person or property, or to the person or property of a third person.
3. Speech or acts that are only critical, insulting, degrading, or do not constitute a threat of harm to the person or property of another are not criminal.

17.05.015

GENERAL INVESTIGATIVE PROCEDURES: 09/99

Deputies responding to the criminal offense need to determine whether a criminal act falls within the mandatory bias crime report requirements. Consider the following information when making such determinations:

1. The motivation of the suspect, as expressed in statements made to the victim or to the deputy (i.e., slurs, epithets, etc.).
2. The victim believed that the intent of the act was based on bias or prejudice.
 - The nature of the symbols used to deface property may indicate bias or prejudice.

3. The date and time of the occurrence may correspond to a holiday of significance.
4. Observations made by the deputy and a common sense review of the circumstances may also indicate bias or prejudice such as:
 - a. The group or groups involved.
 - b. The manner and means of the crime.
 - c. Recurring patterns of similar incidents in the same area or against the same victim.
5. Investigating deputies shall:
 - a. Ensure that victims are handled with sensitivity and concern.
 - b. Notify a supervisor if the criminal offense is believed to be a bias crime.
 - c. Include in the narrative section of the incident report how the crime appears to have been motivated by bias or prejudice.
 - d. Title the incident "Malicious Harassment" on the incident report.
 - e. Use the hazard factor 5 in the FCR.
6. The Supervisor shall:
 - a. Respond to the scene.
 - b. Ensure a complete and detailed preliminary investigation is conducted.
 - c. Make the final decision whether to label the incident as a "Malicious Harassment."
 - d. Determine the need to call out the appropriate detective units.
 - e. Ensure that all available evidence is collected and/or processed.
 - f. Forward the Incident Report to the appropriate Detective Unit for assignment according to the crime classification, (i.e., robbery, burglary, assault, etc.).
 - g. Notify the Precinct Commander and/or CDO in accordance to G.O. section 1.05.035.
 - h. Ensure that a copy of the case is forwarded to the Bias Crime Coordinator (Criminal Intelligence Unit Sergeant).
7. The CID Unit Detective shall:
 - a. Work closely with the appropriate prosecutor to coordinate prosecution.
 - b. Send a complete copy of the follow-up report to the Bias Crime Coordinator at the conclusion of the investigation.
8. The Bias Crimes Coordinator shall:
 - a. Maintain a liaison with community groups and City/County departments regarding bias crimes.
 - b. Maintain a complete file on bias crimes reported to the department.
9. The Criminal Intelligence Unit shall maintain files on bias crime related groups and/or suspects.

17.06.000 DEATH INVESTIGATIONS BY DEPUTIES

17.06.005

INTRODUCTION: 05/09

Deputies are expected to investigate apparent natural, accidental, and suicidal deaths. There are times when an apparent natural death is actually a homicide. Deputies should investigate all death scenes as if they may be an actual crime scene. Anytime KCSO is notified of a death in our jurisdiction, regardless of the circumstances, patrol will respond and do a full investigation. This includes deaths in hospice care, nursing or adult care homes and possible death with dignity cases.

17.06.010

DEPUTY'S RESPONSIBILITY: 01/19

1. Determine if the person is actually deceased.
 - Medical personnel should be called to the scene to confirm the death, except in advanced stages of putrefaction, skeletonization, decapitation, or death scenes so remote or inaccessible that medical personnel could not respond.
2. Investigate the death as a possible homicide.
 - a. Immediately notify the patrol supervisor and Major Crimes of any suspicious circumstances.
 - Patrol sergeants shall respond to all deaths not believed to be natural, such as suicides, drug overdoses, etc.
 - b. Notify a Major Crimes sergeant when a death investigation involves the death of a person under the age of eighteen (18) years.
 - The CID sergeant will screen for and coordinate the appropriate response.
 - At a minimum, a detective will respond to the scene to assess, consult and assist patrol in the investigation.
 - Exceptions can be made by the CID sergeant for deaths being investigated by SAR or for hospice deaths.
 - See GOM 17.07.000 for SIDS deaths.
 - c. Notify a Major Crimes sergeant if the death occurs in a bathtub, hot tub or swimming pool.
3. Properly investigate and document the death scene.
 - a. Deputies shall examine the scene.
 - b. Deputies shall do a full examination of the body.
 - c. Deputies shall photograph the body and the scene prior to disturbance.
 - Deputies are to submit the film to the Photo Lab for processing and storage.
 - Deputies should not request photo unless they need them for themselves (i.e. Do not request photos for detectives or other units).

4. Notify the Medical Examiner (ME) of all death investigations and obtain the ME case number or No Jurisdiction Assumed (NJA) number if the ME declines to respond.
 - If Major Crimes has been called out the assigned investigator(s) shall be responsible for ME notification and all subsequent follow-up.
5. Write a complete and thorough incident report for all death investigations.
 - a. The narrative of the incident report shall clearly detail the injuries, trauma, condition and position of the body, observations about the scene, evidence, circumstances surrounding the death, either the ME's case number or NJA number, and any other facts that should be documented.
 - b. Deputies shall use the Death Investigation Checklist (KCSO Form #C-183) when investigating a death scene and writing an incident report. Deputies shall also use the Residential Water Death form (KCSO Form #C-182) when writing a report for a death that occurred in a bathtub, hot tub or swimming pool.
 - Relevant information from the checklist should be specifically mentioned in the narrative of the incident report.
 - Deputies should look at all aspects of the investigation, even if it does not appear on the checklist.
 - The checklist shall be submitted with the incident report.
 - c. On **apparent natural death** investigations when nothing suspicious is discovered, the narrative of the report should state, "A thorough investigation of the scene and circumstances revealed nothing inconsistent with a natural death."

17.06.015

HOMICIDE SCENES: 11/03

When a homicide is suspected, deputies shall:

1. Carefully enter the crime scene to check for any live victims or potential suspects.
 - Deputies should note any plain view evidence, especially evidence that might be lost (i.e., melting ice, burning cigarettes, evaporating fluids, etc.).
2. Exit the scene using the same route.
3. Secure and control the crime scene until Major Crimes arrives.
 - a. To prevent contamination, only necessary personnel should be allowed into a crime scene.
 - b. The primary responding deputies should not leave the scene prior to briefing the Major Crimes detectives.
4. Not initiate a consent to search for a premise.
5. Not re-enter the crime scene without a Major Crimes detective's approval.
6. Write the incident report with the basic facts only.
 - a. Specific details and actions should be documented on separate officer reports or follow up reports.
 - b. This will allow the department to adhere to the public disclosure laws without compromising the criminal investigation.
 - c. An example of a patrol deputy's narrative for a suspected homicide death investigation would be similar to the following:

"On (date) I responded to (location) to investigate a call for shots fired and a man down. I arrived at (time) and found the man lying face down in the front yard of the home. Deputies secured the scene to ensure there were no additional victims or suspects. Major Crimes was notified and the scene was turned over to detectives upon their arrival. At the time of this report, the victim's identity had not yet been confirmed."

17.06.020

FOUND BONES: 10/15

1. In the event found skeletal remains can be reasonably assumed to be human (i.e., a human skull or nearly full skeleton found) leave the bones where they are found, and notify the Major Crimes sergeant or on-call weekend CID duty sergeant.
2. Deputies should attempt to contact the Medical Examiner's (ME's) Office Forensic Pathologist for all other found bones of unknown origin for a consultation in lieu of transporting the bones.
3. If the Forensic Pathologist is not available or instructs deputies to transport, the bones will be transported to the ME's Office by patrol prior to securing from duty.
 - Bones will not be put into evidence.
4. Deputies shall complete a Suspicious Circumstance incident report when taking bones to the ME's Office, and leave a copy of the report with the bones.
 - Include the ME's case number in the incident report.
5. The reviewing supervisor will insure the incident report is routed to Major Crimes for review and follow-up.
6. Found bones should never be taken to fire fighters, aid personnel, veterinarians, etc. in an attempt to find out if they are human or not.
7. This policy pertains to found guts and offal of unknown origin as well.

17.06.025

DEATH WITH DIGNITY AND HOSPICE DEATHS: 05/09

1. Deaths that occur in compliance with the Death with Dignity (DWD) initiative (RCW 70.245) and Hospice deaths are considered natural deaths if the physician prescribing the medication confirms that he or she will sign the death certificate.
2. Evidence that indicates the death was a DWD death may include:
 - a. A prescription bottle.
 - b. Copies of Department of Health forms such as a Request for Medication to End My Life in a Humane and Dignified Manner.
 - c. Information from family members or people at the scene.
 - d. Information from the doctor and pharmacist listed on the prescription or other available documents.
3. If there is evidence to suggest that the death was a DWD, deputies shall attempt to contact the prescribing physician listed on the prescription bottle to confirm they will sign the death certificate.
4. Deputies will contact the ME's office and provide the information they have obtained during the investigation. The ME may or may not assign a NJA number to DWD or Hospice death.
 - The ME's decision will be included in the incident report.

17.06.100 FENTANYL OVERDOSE INVESTIGATIONS

17.06.105

POLICY STATEMENT: 07/21

Fentanyl overdoses and overdose deaths have been increasing at a rapid rate in King County, nearly doubling each year. It is an extremely powerful synthetic opioid and is 100 times more powerful than morphine. Fentanyl is used as a cutting agent and/or can be found in a powder, pill, or liquid form and is easily ingested at lethal dose levels.

On a majority of drug related deaths, responsible substances are not known until after autopsy. A thorough investigation at the initial scene is essential for a successful follow up and prosecution. If the cause is determined to be fentanyl, it will be imperative that the Detectives trace the pills/powder back to a source. Complete investigations on drug overdoses where the victim survives are equally important as we will be working with the survivor to testify against the source.

17.06.110

POLICY INTENT: 07/21

This policy is intended to utilize a process of conducting start to finish fentanyl overdose and overdose death investigations. The intent is to integrate this policy with overdose, narcotics investigations, and death investigations policies, in order to pursue prosecution against narcotics dealers supplying toxic/lethal doses of fentanyl to community members.

17.06.115

INITIAL SCENE INVESTIGATION BY PATROL: 07/21

Refer to GOM 10.07.000, FENTANYL AND OTHER SYNTHETIC OPIOIDS for safety procedures if fentanyl is suspected.

1. Render/call for aid and make the scene safe for investigation.
2. Take detailed photos of the outside of the residence, entry points to the room, body position, close ups of the body, phones, notes, drugs, paraphernalia, prescription bottles and labels, pill counts, close ups of both sides of pills, and any other items of interest.
 - Enter the photos into Evidence.com.
3. Do a thorough search of the immediate vicinity/room where the body was found for items of evidentiary value.
 - Take photos of anything found and enter them into Evidence.com.
4. Collect cell phones, place them in airplane mode or in a faraday bag, and determine who the primary account holder is.
 - The Digital Forensics Unit may be able to recover information related to the source of the substance.
5. Photograph and collect all of the drugs and paraphernalia that are not collected by KCME0, especially m30 pills, Xanax bars, and white powder.
6. Look for shipping labels and packaging that might indicate packages arriving from outside of the country (photograph if located).
 - Attempt to determine if the victim has a PO Box.

7. Identify all people at the scene and take statements from people who know what happened or know who gave the victim the controlled substance.
8. Check the immediate area for exterior surveillance cameras.
 - Obtain recordings if available.
9. Obtain a history of the victim, document their day, who they were with, their activities as well as any past information on drug use or their suppliers.
10. Gather the KCMEO information, name of the investigator, and case number.
11. Document all the above in an OWS along with anything else that could be important to the investigation.

17.06.120

NOTIFICATIONS AND CALLOUTS: 07/21

1. The on duty patrol Sergeant should notify on duty SET personnel, starting at their precinct and moving out to other precincts if there are no SET detectives on duty in their precinct.
 - If SET teams are working and the call circumstance dictates, they will respond.
 - This will be the decision of the SET Team Sergeant/Acting Sergeant.
2. SET Sergeants should be called if a call-out is necessary for investigation on scene that cannot be conducted by patrol personnel.
3. Notify MCU sergeants of any fentanyl/suspected related death.
 - This notification can be by email unless a MCU response is necessary for a suspicious death.
4. MCU and SET should be called out if a suspect is in custody and it is a suspected fentanyl-related death.

17.06.125

SET FOLLOW-UP STEPS: 07/21

1. If responding to the scene:
 - Confirm that patrol completed appropriate on scene investigation
2. Follow Up Investigation:
 - a. Draw a second case number to work the associate drug case under.
 - Advise MCU Sergeants of the second case number.
 - Put a note in the Summary of both the Death Investigation and the Second drug case Summary of the corresponding case number.
 - b. Cell Phone Consent/Warrant
 - The victim's phone should be downloaded if possible and the data forwarded to the Criminal Intelligence Unit
 - c. Conduct follow-up Interviews
 - d. If the investigation appears to be a possible controlled substance homicide, contact MCU Sergeants to arrange a briefing and possible assignment of a MCU Detective to assist with the investigation.

- e. Upon conclusion of case, advise MCU Sergeants of the outcome for documentation purposes.
- f. Update summaries of both the Death Investigation and the corresponding drug investigation.

17.06.130

MAJOR CRIMES UNIT: 07/21

- 1. If it appears that the case is possibly a Controlled Substance Homicide:
 - a. The SET Detective will advise their SET Sergeant.
 - b. The SET Sergeant will coordinate with Major Crimes Unit Sergeants to review and determine if an MCU Detective will be assigned to work the case jointly with the SET Detective.

17.06.135

RELATED GOM SECTIONS: 07/21

- 1. GOM 10.07.000, FENTANYL AND OTHER SYNTHETIC OPIOIDS.
- 2. GOM 17.06.000, DEATH INVESTIGATIONS BY DEPUTIES.
- 3. GOM 17.08.000, INVESTIGATING NARCOTICS VIOLATIONS.
- 4. GOM 5.07.100, NARCAN/NALOXONE.

17.07.000 SUDDEN INFANT DEATH SYNDROME (SIDS)

17.07.005

INTRODUCTION: 11/03

Sudden infant death syndrome, often called "crib death", is the unexpected death of apparently healthy infants. It is the leading cause of death of infants between the ages of one week and one year. Deputies must be aware of the shock and helplessness parents feel when a child becomes a victim to SIDS.

17.07.010

SIGNS OF A SIDS DEATH: 03/93

1. The infant is usually between one week and one year old.
 - 90% of SIDS deaths occur before six (6) months of age.
2. The infant was healthy or had a minor illness.
3. Death almost always occurs during sleep.
 - 50% occur between midnight and 8 a.m.
4. There is no sign of a struggle and no outcry is heard.
5. There may be a frothy white, occasionally blood-tinged fluid coming from the infant's nose or mouth.
 - This fluid may also be on the bedding.

17.07.015

PARENT/CARE PROVIDER REACTIONS: 03/93

The sudden and unexpected death of an infant may create a severe crises for the family, leaving the family in profound emotional distress. Parents/care providers will usually show one or more of the following emotional reactions.

1. **Shock** - Sense of unreality, confusion, difficulty in decision making, difficulty concentrating, and may ask repetitive questions.
2. **Disbelief and denial** - "I can't believe this is happening...", requests that something be done even when the infant is obviously dead.
3. **Guilt and self-reproach** - There is a need to blame and an overwhelming need to understand why. Parents may claim responsibility for the infants death or make "If only..." statements.
4. **Anger and rage** - Parents have a profound sense of helplessness which can lead to anger and rage that may be expressed at self, other parent or caretaker, or at police and emergency responders.
5. **Fear and anxiety** - Unnecessary concerns for surviving siblings.
6. **Sadness and crying.**

17.07.020

INVESTIGATION BY DEPUTIES: 11/03

Deputies investigating the death of an infant should be sensitive to parental reactions.

1. Deputies shall investigate the death of the infant.
 - See GOM 17.06.000 (Death Investigations)

2. Facts to include in the investigation:
 - a. When was infant last seen alive and by whom?
 - Describe the infant's appearance and behavior.
 - b. Who was last caregiver?
 - c. Location of death.
 - d. Position of body when found.
 - e. Signs of Post-Mortem.
 - Lividity
 - Rigor mortis
 - Changes consistent with body positions
 - f. Secretions of the mouth and nose.
 - g. Assessment of room/area where infant was found.
 - Condition of crib, bed area.
 - Presence of harmful objects, plastic bags, etc.
 - Degree of cleanliness is the area consistent with rest of house.
 - h. Does anyone relate different circumstances than those by the reporting person?
 - i. Check for bruises or any other signs of abuse or neglect.
 - j. Other children living in the house.
 - Do they appear abused or physically neglected?
 - k. Is there evidence of drug or heavy alcohol use?
2. Contact Major Crimes to respond to the scene.
3. Deputies should assume a **calm** authoritative manner during their investigation.
 - a. Learn the infant's name and use it when talking with parents.
 - b. When questioning parents/care providers, use simple terms and be prepared to repeat the questions until they are understood.
 - Phrase questions in a non-threatening, non-accusatory manner.
 - Avoid "did you...?" questions. Instead of asking "What time did you check on the baby?", ask "What time was (infant's name) last seen alive?"

17.07.025

DEALING WITH PARENTS/CARE PROVIDERS: 03/93

1. Deputies need to be realistic about their role and to the extent of what help they can provide the parents/care providers.
2. If the death appears to be SIDS, the parents may be allowed to hold the infant until the infant is removed by the medical examiner.
3. Deputies should explain to parents/care providers the following facts about SIDS.
 - a. Death occurs painlessly.
 - The infant does not cry out or struggle.
 - b. Death is not a result of suffocation, aspiration, or regurgitation.

- c. SIDS is not contagious nor hereditary.
 - d. SIDS is not preventable nor predictable.
 - e. No one is to blame for a SIDS death.
4. Deputies should explain to parents/care providers that an autopsy is completed on all unexplained deaths in King County.
 - An autopsy is the most essential source to determine the cause of death.
 5. Deputies may offer the services of the Department's Chaplain Program (GOM 2.10.000).
 6. Deputies should inform the parents/care providers that a Public Health Nurse will contact them for information and assistance on SIDS.
 7. Deputies should inform parents/care providers that more information and support can be provided by contacting:
 - **NISSA – Northwest Infant Survival & SIDS Alliance 1-800-533 -0376.** www.nwsids.org

17.07.030

AFTER THE DETAIL: 03/93

Deputies should be aware that handling a traumatic detail, such as a SIDS death, may have an effect on them as well.

1. Some common feelings experienced by those who investigate SIDS deaths may be:
 - a. Feelings of anxiety about own family.
 - Will it happen to my infant?
 - b. Could I have given more assistance to the family?
 - c. Feelings of anger and blame if resuscitation was started and failed to revive the infant.
2. Deputies affected by a SIDS investigation may seek assistance through the department.
 - See GOM 2.08.000 (Personnel Assistance)

17.08.000 INVESTIGATING NARCOTICS VIOLATIONS

17.08.005

INTRODUCTION: 01/02

This policy is intended to assist deputies when handling misdemeanor and felony narcotic violations and when persons who claim and have documentation for the medical use of marijuana.

17.08.010

MARIJUANA MISDEMEANOR DRUG VIOLATIONS: 02/21

1. Possession, by a person 21 years of age or older, of usable marijuana, marijuana concentrates, or marijuana-infused products, in amounts that do not exceed the quantities listed below, is not a violation of Washington state law:
 - One ounce of usable marijuana.
 - Sixteen ounces of marijuana-infused product in solid form.
 - Seventy-two ounces of marijuana-infused product in liquid form.
 - Seven grams of marijuana concentrate.
2. Possessing forty (40) grams or less of marijuana, except as provided in RCW 69.50.401(2)(c) or otherwise authorized by RCW 69.50, is a misdemeanor per RCW 69.50.4014. Forty (40) grams of marijuana is about 1-1/2 ounces, which is approximately two (2) inches in the bottom of a sandwich bag.
3. Deputies shall complete the following steps when a suspect is arrested for a marijuana misdemeanor:
 - a. Complete a Summary report.
 - b. Complete a Narcotics Evidence Envelope (KCSO Form #B-146) following the procedures outlined in GOM 8.02.015.
 - c. Complete the Custodial Property Summary by entering items in the Property section of the Summary Report.
 - d. Complete a Request for Laboratory Analysis and attach it to the Narcotics Evidence Envelope/Sheet.
 - e. Place the evidence into a precinct evidence locker.

17.08.015

FELONY DRUG VIOLATIONS: 02/21

All suspects arrested for a felony drug violation should be booked for "Investigation VUCSA" unless there are circumstances that prevent booking.

1. Deputies shall complete the following steps:
 - a. Complete a Summary report.
 - b. Complete a Narcotics Evidence Envelope/Sheet following the procedures outlined in GOM 8.02.015.
 - c. Complete the Custodial Property Summary by entering items in the Property section of the Summary Report.
 - d. Complete a Supplemental Report/Primary Incident Report.
 - e. Complete an Arrest Report and Superform.
 - f. The arresting deputy shall place the evidence into a precinct evidence locker.

- g. Deputies should not complete a Washington State Patrol Crime Lab analysis request on cases referred for follow-up.
2. Do not charge any misdemeanors, including criminal traffic, on a felony drug case and do not generate a new case for VUCSA if it is discovered in conjunction with another crime.
 - This does not include warrant arrests.

17.08.020

"RUSH" CASES DEFINED: 10/92

A "Rush" case means any case that is going to be heard by a judge within seventy two (72) hours. "Rush" VUCSA cases include:

1. Significant seizure of drugs and money;
2. Suspect is known to be a high-level dealer of a serious threat to the public.

17.08.025

PROCEDURES FOR "RUSH" CASES: 02/21

1. The Precinct SET Unit shall be immediately notified on "Rush" VUCSA cases.
 - This notification shall be made no later than 0800hrs on the next working day.
2. Deputies shall:
 - a. Attach a note to the in-custody packet telling the day shift supervisor to make the call.
 - b. When possible, inform the relieving supervisor of the "Rush" case.

17.08.030

DEPUTY'S RESPONSIBILITY AT TRIAL: 10/92

Deputies shall use the following procedures for trial:

1. For **misdemeanor** trials, the arresting deputy is responsible for bringing the following items to court:
 - a. Original Laboratory Analysis Report.
 - b. Evidence.
2. After the trial is completed, the arresting deputy shall place the evidence into a precinct evidence locker (unless retained by the court).
 - a. The arresting deputy shall note on the envelope, in the space provided, the result of the trial.
 - b. Original documents should be submitted to records.
3. For felony trials, the follow-up investigator is responsible for the evidence.

17.08.035

MEDICAL USE OF MARIJUANA: 02/21

1. RCW 69.51A.040 creates the defense of medical use of marijuana for:
 - a. Qualifying patients with terminal or debilitating illnesses who, in the judgment of their physicians, would benefit from the medical use of marijuana.
 - b. Persons who act as primary caregivers to such patients.
 - c. This defense does not apply if the medical use is used in a moving vehicle.
 - d. This defense does not apply to amounts of marijuana in excess of a sixty (60) day supply.

2. Statutory Definitions.
 - a. **“Medical use of marijuana”** means the production, possession, or administration of marijuana for the exclusive benefit of a qualifying patient in the treatment of his or her terminal or debilitating illness.
 - b. **“Primary caregiver”** is a person eighteen (18) or over who is responsible for the housing, health, or care of the patient; and has been designated in writing by a patient to perform the duties of primary caregiver.
 - c. **“Qualifying patient”** is a resident in this state while a patient of a licensed Washington physician and has been diagnosed by that physician as having a terminal or debilitating medical condition.
 - d. **“Valid documentation”** is a statement signed by a qualifying patient’s physician, or a copy of the qualifying patient’s pertinent medical records, which states that, in the physician’s professional opinion, the potential benefits of the medical use of marijuana would likely outweigh the health risks for a particular qualifying patient and proof of valid Washington identification.
 - e. **“Terminal or debilitating medical condition”** means cancer; HIV; multiple sclerosis; epilepsy or other seizure or spastic disorders; intractable pain of the type unrelieved by standard medical treatments; glaucoma; or any other medical condition authorized by the Washington state medical quality assurance board.

3. Definition of Sixty Day Supply.
 - a. The following are the guidelines to be used by the King County Sheriff’s Office for determining a sixty (60) day supply:
 - Processed Marijuana (meaning the bud of marijuana, not leaves or shake).
 - 9 (nine) ounces is a sixty (60) day supply.
 - Marijuana Plants.
 - Any number of mature plants that would yield no more than (nine) 9 ounces currently; or
 - Any number of plants in various stages that would produce no more than 9 (nine) ounces during the next sixty (60) days.
 - b. If your investigation involves marijuana plants, please call a Precinct SET Sergeant who will send a marijuana cultivation expert to the scene to make an assessment about the capabilities of the marijuana plants.

4. If a person asserts this defense as a qualifying patient or primary caregiver:
 - a. Advise the person of their Miranda rights. Ensure they understand their rights and the reason for your advisement.
 - Possession of marijuana remains a federal crime and non-medical use remains a state crime.
 - b. Require proof of identity.
 - A Washington State Driver's License or Identification Card.
 - c. Review Qualifying Patient's documentation. The person should have:
 - Documentation of the daily personal medical use supply amount for the patient and verification the person suffers from a terminal or debilitating illness as defined above.
 - The documentation should be that as defined in section 2(d) above.
 - d. Review Primary Caregiver documentation. This person should have:
 - Proof of being eighteen (18) years of age or older.
 - A written document signed by the patient designating that person as primary caregiver.
5. Enforcement:
 - a. If the person, whether patient or caregiver, fails to provide the requested documents or possesses more than a sixty day supply as defined in section 3 above, screen the case with a SET Sergeant before taking any enforcement action.
 - b. If the person, whether a patient or caregiver, provides the required documentation and has the appropriate amount of marijuana, document the case as follows in an Summary report and immediately forward to the SET:
 - Document the identity of the person and the claimed status as patient or primary caregiver.
 - Return the originals to the owner. Retain for evidence if stolen or obviously forged.
 - Photograph the entire quantity of marijuana to illustrate the amount, size of plants, paraphernalia, and other details related to the evidence of a grow or possession of marijuana.
 - Take and field test a small sample of the suspected marijuana.
 - Weigh the marijuana if possible.
 - If the marijuana is in plant form, photograph the plants and include in the picture a measuring device to illustrate approximate size.
 - List the equipment used for growing, harvesting, packaging, or supplying the marijuana.
 - c. Fraudulent Production. It is a Class C felony to fraudulently produce any record purporting to be, or tamper with the content of any record for the purpose of having it accepted as valid Medical Use of Marijuana documentation.

17.09.000 CONDUCTING DRUG INVESTIGATIONS (GENERAL)

17.09.005

INTRODUCTION: 04/10

This policy is designed to assist deputies/detectives when dealing with informants, investigative funds, flash drugs, seizures, and K-9 when conducting drug investigations.

17.09.010

INFORMANTS: 12/09

See GOM 17.16.000 for the policy on Informants.

17.09.015

USING INFORMANTS FOR CONTROLLED BUYS: 10/92

Redacted

17.09.020

INVESTIGATIVE FUNDS: 11/11

1. Investigative Funds are intended for use by department members to aid in criminal investigations. Proper use and accountability of these funds is of utmost importance and misuse of funds may lead to disciplinary action.
2. Investigative funds will be maintained in the locked safe located in the Major Crimes Unit (MCU) Safe Room. Access to these funds will be limited to the Major Investigations Section (MIS) Captain and the Unit Sergeant.
3. A portion of these funds are assigned to each precinct and certain investigative units with day to day needs for such funds.
4. Each unit assigned such funds is required to follow these guidelines to account for funds.
5. **Flash Funds.**
 - a. The purpose of the flash fund is to make available, on short notice, cash to be utilized as "flash" money during high-level drug investigations.
 - EXPENDITURES FROM THIS FUND ARE PROHIBITED.

- b. Procedures for the use of this fund are as follows:
- When a need for a "flash roll" is developed by a detective, the MCU Sergeant shall be briefed on the amount required and the circumstances under which the money will be used.
 - The Section Commander and/or the Division Commander will be briefed by the MCU Sergeant.
 - When the money is drawn or returned the following shall be recorded in the flash log book:
 - Incident number.
 - Reason for flash.
 - Date obtained and returned.
 - Supervisor and deputy printed names and signatures.
 - The MCU Sergeant and a witness shall count the Flash Fund after each use, note the fact in the logbook, and initial it.
 - The MIS Captain shall count it quarterly and sign the logbook.

6. **Buy Fund Procedures.**

- a. Precinct/Metro non-drug buy funds are available for use in non-drug related criminal investigations to be used for the purchase of stolen property and other evidence, and to pay informants for their assistance with those investigations.
- These funds shall be used only when there is a high likelihood of a successful outcome in the investigation, e.g. charges filed.
 - These funds are limited to a one thousand (1,000) dollars authorized balance.
- b. Detectives shall not co-mingle their non-drug buy funds with drug buy funds.
- c. Detectives and sergeants shall use separate balance sheets in the ledger to record all expenditures, transactions, or draws from the non-drug investigative fund.
- Detectives shall keep a copy of the Investigative Fund Expenditure Receipt for their own records.
- d. Procedures for the use of this fund by any units are as follows:
- An account book shall be used to record all expenditures, deposits, and withdrawals.
 - Each unit detective will be assigned a section in this book in which all of his/her transactions will be recorded.
 - When drawing cash to replenish an individual buy fund, an entry shall be made in the "cash in safe" portion of the account book and a like entry shall be made in the individual detective's section.
 - The same procedure will be used when returning excess money.
- e. All appropriate expenditures shall be recorded on an "Expenditure Receipt" (KCSO Form #B-184) showing the amount, incident number, and other identifying notations.
- Detectives should keep a copy of the "Expenditure Receipts" for their own records.
- f. The form shall be turned in to a unit sergeant on the date of expenditure.
- g. In the event buy funds are missing, an officer's report, explaining the reason for the missing funds shall be submitted in the month in which the loss occurred.

- h. The officer's report shall be reviewed by the Section Commander.
 - Any discrepancies shall be reviewed by IIU.
- i. Detectives in an undercover capacity shall not expend funds for drugs unless they can reasonably expect to later identify the seller.
- j. It shall be the responsibility of the Unit Sergeant to maintain accurate records of their expenditures, monies issued to other units, deposits to the fund, and other transactions. They will be entered in the book in a timely manner.
 - A running balance for the buy fund, as well as each individual detective, will be kept.
- k. The buy fund shall be counted and the total compared to the amount shown in the account book by a Sergeant on a monthly basis, or more frequently as needed.
- l. The Section Commander shall count the buy fund quarterly and sign the account book, acknowledging that the account is balanced.
- m. At the end of each month, the appropriate Unit Sergeant will review all detectives' individual expenditures and balances in their account book.
 - This information shall be shared with the detective who will then balance his/her personal figures against the sergeant's.
 - Any discrepancies must be immediately discussed with the sergeant, resolved at that time and reported to the Section Commander.
- n. In the absence of acceptable contrary documentation by the detective, the sergeant's figures shall be considered accurate.
- o. Individual detectives shall use a check register, notebook or ledger book to keep a running daily record of all expenditures, transactions, or draws from the investigative fund.
- p. All expenditures by a detective or a sergeant must be recorded on an "Expenditure Receipt".
 - Detectives must also record CI payments on "Cooperating Individual Case/Payment History" form which is contained in the CI file.
- q. No detective should possess more than five hundred (500) dollars in department investigative funds at any one time.
 - If more than five hundred (500) dollars is needed, the appropriate Unit Sergeant shall be contacted, briefed on the investigation, and, based on that briefing, decide if the investigation is worth an expenditure above this amount.
 - The MCU Sergeant may authorize up to one thousand five hundred (1,500) dollars.
 - Amounts above one thousand five hundred (1,500) dollars require a Captain or above approval.
- r. Detectives shall not run a negative balance in their individual investigative account. Detectives shall not co-mingle their personal funds with department investigative funds, and are subject to spot checks for outstanding funds.
 - This spot check will be documented by the Sergeant in the safe ledger.
- s. Reliability buys exceeding one hundred and fifty (150) dollars shall be approved by a supervisor.

- t. Supervisor approval is required prior to any buy/walk on any suspect no matter the money amount.
- u. Money paid to an informant must be documented and signed for by the informant on an "Expenditure Receipt". This type of expenditure should be witnessed and the witness's name recorded on the receipt.
- v. All expenditures, with the exception of those by CIU, must be consolidated, signed by the appropriate person(s) within the chain of command and forwarded to MCU by the end of the month.
 - MCU will consolidate and submit all forms in one packet to the Commander of Criminal Investigations via the chain of command.
 - Precinct SET Sergeants shall have their expense reports submitted to the MCU Sergeant no later than the 5th of the following month.
 - No monies will be reimbursed until the original paperwork is received by the MCU Sergeant.

17.09.025

"FLASH" DRUGS: 04/10

MCU currently has an amount of flash drugs to be used on short notice. These operations may only be done with approval of a Captain or above and generally require significant planning. Flash drugs may also be obtained directly from Evidence and Supply provided all procedures as it pertains to evidence release and return to the main evidence room are followed.

1. The use of flash drugs in sting operations will be tightly controlled and used only under the direction of a supervisor.
2. In no circumstance may drugs be utilized from a case which has not reached judicial resolution including appeal processes.
3. Unless circumstances prevent it, all reverse sting operations shall be covertly wired/recorded for evidentiary purposes.
4. When flash drugs are removed from the safe the following procedure will be followed:
 - a. The amount needed will be tested when removed and returned and the difference in weight noted if changed do to the presumptive test.
 - b. These activities will be recorded in the drug log book which shows the:
 - Incident number.
 - Detective taking possession.
 - Approving supervisor.
 - Amount kept for evidence, lost or destroyed if full amount is not able to be returned.
5. Any report associated with the operation will reflect the above information as well.
6. In the event that any loss of drugs takes place a report will be forwarded to IIU for review

17.09.030

SEIZURES: 01/16

Mere possession for personal use is not a basis for a seizure of any real or personal property. Seizures must be based on felony crimes only.

1. Per RCW 69.50.505, the following are subject to seizure and forfeiture:
 - a. Controlled substances, hazardous chemicals.
 - b. Raw materials, products and equipment of any kind used in manufacturing/delivering controlled substances.
 - c. Conveyances, vehicles, boats, and aircraft used to facilitate the sale, delivery or receipt of controlled substances.

- d. All used drug paraphernalia.
 - e. Money, negotiable instruments or other tangible property furnished in exchange for controlled substances.
 - f. Money or tangible property acquired from drug sales;
 - g. Real property used with knowledge of the owner for manufacturing/delivering controlled substances or acquired in whole or in part with proceeds from drug trafficking.
2. Seizure of personal property may be done:
- a. Upon process issued by Superior Court (an order directing seizure).
 - b. Incident to an arrest or a search warrant.
 - c. Upon probable cause to believe that the property was used or intended to be used in violation of RCW 69.50.505.
3. The following procedures shall be followed when seizing a vehicle:
- a. Vehicles shall be seized within ten (10) days of the driver's arrest or search warrant service.
 - b. The vehicle shall have seventy five thousand (75,000) miles or less no older than five (5) years, and a fair market of at least five thousand (5,000) dollars
 - Exceptions can be approved by a Captain or above.
 - c. Write the mileage of the seized vehicle on the seizure form.
 - d. Fill out a separate Notice of Seizure and Intended Forfeiture for each of the following:
 - The person from whom the vehicle was taken.
 - The registered owner, if different.
 - The legal owner, if different.
 - Any other persons present at the scene who could claim an interest in the vehicle.
 - e. Sign your name on the Officer's Signature line and personally serve the person from whom the vehicle was taken with the pink copy of the original of the above notice.
 - f. Remove all unattached personal property not necessary for the vehicle's operation. (This includes papers, tapes, coins, tools, baubles on the key ring, etc.)
 - The property shall be released at the scene if possible.
 - All items not released shall be placed into evidence for safekeeping (refer to G.O. 8.00.0205).
 - A search warrant should be considered for any locked containers.
 - g. Drive the vehicle to a Precinct parking lot and retain the keys.
 - Send the original seizure notice and a complete copy of the incident report to the AFU.
 - Contact the fleet manager to arrange the transfer of the keys and the seized vehicle.
 - h. The vehicle's keys shall be tagged with the incident number, vehicle description the seizing unit and seizer's name.
 - i. Vehicle seizures shall be reviewed by the Asset Forfeiture Unit (AFU) prosecutor as soon as practical.
 - If the seizure is judged inappropriate, the AFU prosecutor shall prepare the necessary documents and arrange for the return to the owner.

- j. After receiving a signed copy of the Order of Forfeiture on a seized vehicle, the Asset Forfeiture Unit Supervisor shall determine the final disposition and take the appropriate steps to accomplish it.
 - Include the Contract City Chief if seizure was made in a Contract City.
4. The following procedures shall be followed when seizing money or other tangible property:
 - a. Money seized should total at least two hundred fifty (250) dollars unless used in a transaction.
 - b. Complete a separate Notice of Seizure and Intended Forfeiture for each person who could claim an interest in the property.
 - c. Property shall be entered on the Notice of Seizure by the item number corresponding to the entry on the Master Evidence Record.
 - d. Write "seized" next to each seized item on the Master Evidence Record along with the money envelope number.
 - e. Cash shall be packaged per GOM 8.02.000 and secured in evidence until it can be transferred to PMU.
 - If the amount exceeds five thousand (5,000) dollars, it should be placed in a Precinct safe for immediate transport to PMU during business hours.
 - f. The incident report and seizure notice(s) will be sent to the Asset Forfeiture Unit within three (3) working days.
 - A copy of the incident report and seizure notice(s) will be sent to Budget and Accounting.
 - A copy of the seizure notice(s) shall accompany the seized funds when submitted into evidence.
 - g. The investigator shall send the Lab Analysis, Suspect's Criminal History, and any follow-up reports to the AFU prosecutor as soon as possible.
5. **Real Property seizures:** The "seizure" of Real Estate is a legal process, and no actual physical custody of the property occurs at time of seizure. In brief, the Prosecutor's Office files a lawsuit against the property in Superior Court. There are depositions, and pretrial negotiations involved. All interested parties, including the mortgagor and mortgagee have a right to present their case. After the Civil proceedings, a judge may issue an order authorizing physical possession of the property. The following guidelines shall be followed:
 - a. The AFU supervisor and prosecutor shall be contacted anytime a deputy anticipates the possibility of a Real Estate seizure.
 - b. The AFU supervisor shall determine whether an asset investigator will assist in the investigation.
 - c. If assigned, the asset investigator assumes responsibility for evaluating the circumstances and advising the AFU supervisor on the practicality of proceeding.
 - d. If a decision is made to proceed, the AFU supervisor and the Prosecutor's Office shall review all aspects of the case. This shall include:
 - The available equity in the property.
 - Management considerations.
 - Including Contract City Chief if seizure was made in a Contract City.
 - Public relations.
 - Liability problems.
 - Case law impact.
 - Any other pertinent factors.

- e. The assigned asset investigator shall then begin:
 - An in depth investigation of other assets which could be subject to seizure in the future.
 - Case preparation for the Prosecutor's Office.
 - To coordinate efforts between the criminal investigator and him/herself, and other aspects including final disposition of the asset.
 - f. Prior to final disposition of assets on large real property seizures, the case shall be reviewed with the Commander of CID and, if needed, the Contract City Chief if the seizure was made in a Contract City.
6. **Personal property:** Any item of value may be seized and successfully forfeited when it can be proven that it was obtained or purchased, **in whole or in part**, with the proceeds gained from dealing in drugs
7. **Seizure hearings** are scheduled by the AFU prosecutor.
- a. The claim shall be made within the forty-five (45) day period.
 - b. The hearing date will be set ninety (90) days after receipt of a claim.
 - c. The AFU prosecutor may contact the assigned investigator to discuss the hearing prior to the scheduled date.
8. Forfeited conveyances, cash or other valuables shall be handled per department regulations and state law with copies of the seizure notice, the quarterly forfeited property form and the hearing documents sent to the Property Management Unit and Budget and Accounting.
- Include the Contract City Chief if seizure was made in a Contract City.
9. The AFU supervisor and Budget and Accounting shall maintain a file for each seizure case.
- a. The files shall contain copies of the seizure notice(s), requests for hearings, and any other pertinent information.
 - b. Upon final disposition of the seized items, the Asset Forfeiture Unit supervisor shall coordinate with the legal advisor, Budget and Accounting and the Property Management supervisor

17.09.35

DRUGS DETECTION K-9 TEAM: 01/02

1. The Drugs Detection K-9 Team is a specially trained support unit. The K-9 Team may be used for:
 - Vehicle searches for drugs.
 - Building searches for drugs.
 - Area searches for drugs.
 - Searches of closed packages for drugs.
 - Community related activities.
2. The K-9 handler shall:
 - Decide whether or not to use the K-9.
 - Immediately notify his/her supervisor when he/she responds to a call-out.
 - Check the area for hazardous conditions before using the K-9.

17.10.000 ABATEMENT PROGRAM

17.10.005

INTRODUCTION: 01/02

The Drug Abatement Program was developed by the Sheriffs Office to assist in securing safe and habitable neighborhoods for the citizens of King County. The civil abatement law allows law enforcement, working in unison with the Prosecutor's Office, to obtain court orders to close locations where illegal drugs are either sold or used.

17.10.010

ABATEMENT RESPONSIBILITIES: 01/02

Special Emphasis Teams, working closely with both the Crime Analysis Unit and Re-Active Patrol, will be responsible for initiating abatement investigations within their precinct/city areas.

17.10.015

ABATEMENT GUIDELINES: 02/00

1. ESTABLISH A NUISANCE

- a. Establish a probable abatement target and establish a nuisance.
- b. A nuisance is established by evidence demonstrating that controlled substances are manufactured, delivered, sold, stored or given away on the premises in contravention of RCW 7.48.052 (7).
 - Supporting evidence can be established with proper documentation at the patrol level. This can be but is not limited to:
 - Incident Reports.
 - Field Interview Reports.
 - VUCSA related arrests.
 - Controlled buys should be used to obtain search warrants which produces evidence which can be testified to by the executing officer(s).

2. FREQUENCY OF POLICE RESPONSE

- a. It is necessary to describe in detail the adverse impact the illegal activity has on the surrounding community.
- b. Adverse impact includes, but is not limited to, the following:
 - Any search warrants served on the property where controlled substances were seized;
 - Investigative purchases of controlled substances on or near the property by law enforcement or their agents;
 - Arrests of persons who frequent the property for violation of controlled substance laws;
 - Increased volume of traffic associated with the property;
 - The number of complaints made to law enforcement of illegal activity associated with the property.

3. DECLARATIONS

- a. Declarations should be obtained from surrounding neighbors/businesses who are adversely impacted by the nuisance.
- b. The support of the surrounding neighbors/businesses is crucial to a successful Drug Abatement case. Neighbors/business are encouraged to assist the police by reporting any suspicious activity associated with the target location.
- c. They are also encouraged to document the activity on the Suspected Drug House Activity Log. (See attachment A)
- d. These same neighbors/businesses will be asked to testify during the Abatement proceedings to the adverse impact on them, created by the suspected drug house.

4. PRINTOUTS

- a. Upon request, the Communications Center will provide a computerized printout concerning the targeted nuisance.
 - This printout will contain the dispatched details as well as on-view activity within 1/4 square mile of the targeted location.
- b. The requesting detective/deputy will take the pertinent incident numbers and obtain copies of the incident reports via the Records Unit to assist in compiling the necessary documentation to substantiate a nuisance complaint.

5. WRITTEN NOTICE TO OWNER CONCERNING ESTABLISHED NUISANCE

- a. Prior to sending written notice to the landlord, the Prosecutors assigned to the Asset Forfeiture/Meth Precursor Unit will review the case.
- b. This letter will be delivered by hand or by certified mail to the property owner by the investigating detective/deputy. (See attachment B) **NOTE: THE WORDING IN THIS LETTER SHOULD NOT BE CHANGED.**
 - If the letter is hand delivered, a Statement of Service will be completed. (See attachment C)
- c. The letter should be written on King County Sheriff letterhead and signed by the Division Chief, Precinct Major, or City Chief of Police.
- d. For rental property, a letter will be sent to the property owner as well as to the tenant (s) of the property in question.
 - A copy of the letter and date of service will be maintained.

6. ABATEMENT

- a. Upon receipt of documented evidence concerning continued nuisance/drug activity, all related paperwork in affidavit form will be forwarded to the Civil Unit of the King County Prosecutor's Office.
 - The Prosecutor's Office will make a determination and, if sufficient evidence exists, will begin the abatement process.
- b. To be effective the Abatement case should be filed in a timely manner. Ideally, the Abatement should be filed the day immediately following the service of a narcotic's search warrant.
- c. In an owner/occupied residence, the Drug Abatement can be used incident to seizure of that property.

ATTACHMENT B

DATE:

RE: NOTICE TO PROPERTY OWNER OF SUSPECTED ILLEGAL DRUG ACTIVITY

Dear _____

This notice is to advise you of the apparent illegal drug activity occurring at

Details regarding this suspected illegal drug activity can be found by reference to King County Sheriff's Office Case# _____. Investigation conducted thus far suggests that this property currently is being used for the purpose of either manufacturing, delivery, selling, storing, or giving away controlled substances in contravention of Washington State law.

It is our understanding that you own or manage the property referenced above. As the person/persons responsible for this property, it is your duty to ensure that illegal drug activities are not conducted on the premises. Your failure to halt or prevent the recurrence of illegal drug related activity at your property may lead to the initiation of judicial proceedings to terminate the activity as provided by Washington State law.

The King County Sheriff's Office is willing to work cooperatively with you in this regard. Please call Detective _____ at _____ within the next ten days to discuss this matter.

Sincerely,

MITZI G. JOHANKNECHT, SHERIFF

Commander:

ATTACHMENT C

I. STATEMENT OF SERVICE

The undersigned officer states:

I am _____.

I served _____ with the following documents

() Notice to Property Owner of Suspected Illegal Drug Activity

()

()

Time and place of service:

Date _____ Time _____

Address _____.

Service was made as indicated below

() By delivery to the person named, by a peace officer.

() By certified mail to the person named at the address of service.

II. CERTIFICATION OF STATEMENT

I certify under penalty of perjury under the laws of the State of Washington that the foregoing statement is true and correct.

_____, WASHINGTON.
Date and Place

Signature

17.11.000 CRIMINAL STREET GANG ENFORCEMENT

17.11.005

INTRODUCTION: 05/08

There is a serious problem with criminal street gangs in King County that must be addressed strategically and effectively. Criminal street gangs are comprised of individuals from every ethnic and socioeconomic group. The ethnic make-up of a gang often reflects the ethnic make-up of the community in which the gang resides. Gangs which historically have been comprised of a particular ethnic group will now often have a diverse membership if there is ethnic diversity in their community. All-female gangs have also been documented, and female gang members play an integral role in many criminal street gangs. This policy is intended to assist deputies when handling gang member contacts and incidents.

17.11.010

DEFINITIONS: 05/08

RCW 9.94A.030 provides the following definitions:

“Criminal Street Gang” means any ongoing organization, association, or group of three or more persons, whether formal or informal, having a common name or common identifying sign or symbol, having as one of its primary activities the commission of criminal acts, and whose members or associates individually or collectively engage in or have engaged in a pattern of criminal street gang activity.

“Criminal Street Gang Member or Associate” means any person who actively participates in any criminal street gang activity and who intentionally promotes, furthers, or assists in any criminal act by the criminal street gang.

“Criminal Street Gang-Related Offense” means any felony or misdemeanor offense, whether in this state or elsewhere, that is committed for the benefit of, at the direction of, or in association with any criminal street gang, or is committed with the intent to promote, further, or assist in any criminal conduct by the gang, or is committed for one or more of the following reasons:

1. To gain admission, prestige, or promotion within the gang.
2. To increase or maintain the gang's size, membership, prestige, dominance, or control in any geographical area.
3. To exact revenge or retribution for the gang or any member of the gang.
4. To obstruct justice, or intimidate or eliminate any witness against the gang or any member of the gang.
5. To directly or indirectly cause any benefit, aggrandizement, gain, profit, or other advantage for the gang, its reputation, influence, or membership; or
6. To provide the gang with any advantage in, or any control or dominance over any criminal market sector, including, but not limited to:
 - a. Manufacturing, delivering, or selling any controlled substance (chapter 69.50 RCW).
 - b. Arson (chapter 9A.48 RCW); trafficking in stolen property (chapter 9A.82 RCW).
 - c. Promoting prostitution (chapter 9A.88 RCW); human trafficking (RCW 9A.40.100); or
 - d. Promoting pornography (chapter 9.68 RCW).

17.11.015

CHARACTERISTICS OF GANG MEMBERS AND ASSOCIATES: 03/11

While the majority of criminal street gangs do not change the colors, signs, or symbols with which they associate, their styles of clothing and dress vary considerably depending on the gang or even the specific set or clique of the gang. The most common items of gang paraphernalia and clothing are canvas web belts with the end hanging below the waist, bandannas, hats, and certain combinations of sports team names and numbers. Look for gang writings such as initials, numbers, or names inside belts, hats, or on the side of shoes. Deputies should be looking for individuals who frequent known areas of gang activity and who display characteristic clothing and behavior of gang members.

1. The following is a partial list of criminal street gangs in and around King County and their identifying colors, symbols, and characteristics. This list is by no means all-inclusive.
 - a. Sureño gangs: The number 13 (written as 13, X3, XIII, or 3CE), the color blue, Los Angeles Dodgers sports clothing, and clothing from the SouthPole, Dirty South, Los Angeles, or Dickies clothing lines.
 - b. Norteño gangs: The number 14 (written as 14, X4, or XIV), the color red, University of Nebraska and San Francisco 49ers sports clothing, and clothing from the Dickies, Ben Davis, and Eckō clothing lines.
 - c. Crip gangs: The color blue, and British Knights clothing.
 - Some Crip sets will associate with different colors in addition to blue; for example:
 - Hoover Crips: The color orange, and the Houston Astros sports team.
 - Grape Street Crips: The color purple
 - Neighborhood Crips: The color light blue, and the North Carolina Tar Heels sports team.
 - Santanna Blocc Crips: The color "African-American" (a dark-brown/black)
 - d. Blood/Piru gangs: The color red, Calvin Klein clothing, and the Boston Red Sox sports or the Philadelphia Phillies sports team (for Pirus).
 - e. Black Gangster Disciples/Gangster Disciples gangs: The color black, the number six, the six pointed star (★), and an upwards facing pitchfork (Ψ).
 - f. Latin Kings/Almighty Latin King and Queen Nation: The colors black and gold, the number 5, the five pointed star (★), and an upwards facing cane (☿).
2. When assessing a suspect's potential gang membership or involvement in criminal gang activity, deputies need to determine if the suspect:
 - a. Admits gang membership or affiliation.
 - b. Has gang related tattoos.
 - c. Writes or possesses gang paraphernalia, (i.e., documents, graffiti, bandannas).
 - d. Wears gang related clothing or jewelry, (specific colors, numbers and initials on clothing, gang graffiti or moniker written on clothing, gang members in a group dressing, or possessing items clearly marked with gang colors or markings).
 - e. Uses a gang related moniker.
 - f. Has been identified as an individual affiliated with criminal street gang based upon reliable information, such as information from:
 - A reliable informant.
 - A Law Enforcement Agency, including out of state or Federal Agencies.
 - g. Photographs and/or group pictures with other gang members.
 - h. Uses hand signs and verbiage in a context that indicates gang affiliation (i.e., "cuzz", "folk", "crab killer", "slob", "homie", "blood", "scrapa", "chapete", etc.).

- i. Associates with other known criminal street gang members.
 - j. Is involved in criminal street gang related crimes or activities.
 - k. Is identified as a gang member by another gang member.
 - l. Name or moniker appears on a gang document (i.e. phone lists, internet postings) or in gang graffiti.
 - m. Targets victims or property from a rival gang or crosses out rival gang graffiti.
3. The above thirteen criteria are what will be used to determine an individual's gang membership. If an individual meet three (3) separate criteria over the course of two (2) separate contacts, and one of those criteria is either "j" or "m" they are determined to be a member of e criminal street gang.
 4. It is vital that all factors that may apply in a given incident are thoroughly documented in the incident report or FIR. (see section .050)

17.11.020

GANG ENFORCEMENT PHILOSOPHY: 05/08

"Firm but Fair" shall be the department philosophy when dealing with criminal street gang members. It is not a crime to be a gang member, nor do individuals compromise their constitutional rights by virtue of their membership with a criminal street gang. However, because criminal street gangs threaten the safety of the community, deputies should act within their legal authority to discourage criminal street gang membership and activity, including:

1. Effectively enforcing the law.
2. Making referrals of suspected and potential gang members to programs designed to discourage gang involvement.
3. Promoting education and awareness programs.
4. Developing intelligence information to track criminal street gangs and target members who promote criminal gang activity.

17.11.025

CONTACTING GANG MEMBERS: 05/08

1. Deputies are encouraged to make contact with persons who are suspected of associating with a criminal street gang that engages in criminal activity. Deputies should:
 - a. Try to determine if the individual presents an immediate danger to the community.
 - b. Try to gather as much intelligence information as possible. (Refer to G.O. 5.05.000, Handling Immigration Contacts.)
 - c. Document the contact in an incident report or FIR and forward to the King County Regional Criminal Intelligence Group (KRCIG) and the KCSO Gang Unit.
 - d. Determine the extent of the subject's involvement with gang activity and assess whether the subject may be responsive to the services of an intervention specialist.
2. The **level of contact** will depend on the behavior of the suspect and the deputy's background knowledge of the suspect. (see section .035)
 - To most effectively make that assessment, it is necessary for deputies to have a clear understanding of what a gang member is and what techniques will best ensure both the safety of the deputy and the cooperation of the person being questioned.
3. Experience has shown that deputies gain far more cooperation and information from gang members and associates when the deputy uses a professional and congenial approach. An overly aggressive approach or the use of humiliation and intimidation usually guarantees that the suspect will not cooperate. Respect is the central theme guiding most gang behavior. Respect and reputation are vital for gang members and the gang. Without respect, the gang and the gang member's influence in the community diminishes.

The gang is then not able to grow, so it becomes less powerful and is no longer seen as a threat to citizens or to the gang's rivals. Gang members will protect their reputation and respect so fanatically that they will kill and die for it. Any sign or showing of disrespect, whether perceived or real, must result in immediate retaliation by the disrespected gang member and/or gang in order to maintain respect and reputation. If a deputy humiliates or disrespects a gang member, especially in the presence of other gang members, that gang member may feel compelled to retaliate against that deputy or the next deputy that they come into contact with, possibly with physical force. Gang members who feel they have been treated fairly not only become more cooperative but will often give valuable information, especially about rival gang members.

17.11.030

DEPUTY SAFETY AND GANG CONTACTS: 05/08

Because our goal is to discourage gang activity through enforcement and intelligence gathering, deputies must use an approach that is most conducive to cooperation. Overly aggressive tactics will not be encouraged or condoned. This should not be construed to mean that deputies should be timid or tentative in their approach or overlook the hazards that are commonly associated with gang members. Deputies must exercise a high degree of caution when dealing with suspected gang members and associates. Reasonable measures should be taken to ensure that the deputy has a tactical advantage and can safely complete the contact. However, this must be done in a way that does not violate the civil rights of the suspect. **There is not a different set of tactics to be used on gang members as opposed to non-gang suspects.**

17.11.035

LEVEL OF CONTACT: 05/08

1. The level of contact with gang members will usually fall into one of the following three (3) categories:
 - a. Common Law Inquiry (social contact).
 - b. Terry Stop (stop and frisk).
 - c. Arrest.
2. The degree of intrusiveness of a search and the length of detention will depend on which of the preceding categories apply.
 - a. **COMMON LAW INQUIRY (Social Contact):**
 - The basis for a Common Law Inquiry is that **a deputy can stop and talk to anyone who is willing to stay**. The most common criticism leveled at the police for this type of contact arises if the public perceives that the police are targeting a particular group based only on their ethnicity (racial harassment). Therefore, deputies need to be sensitive to these concerns and be able to articulate what factors led to a particular person being the subject of a police inquiry.
 - Because a deputy's authority does not extend to a pat down search or detention when making a Common Law Inquiry, non-intrusive methods of control are the only options available to the deputy, unless the circumstances change and elevate the contact to a Terry Stop or arrest. Deputies approaching a situation like this must use extremely good judgment when deciding how to approach the person.
 - Following are some guidelines for deputies to follow when conducting a Common Law Inquiry.
 - Whenever possible, this type of contact should be made when a second deputy is present. This may require that the first deputy to wait for a second deputy before making the contact.

- When approaching a suspected gang member, the deputy should not attempt to intimidate the person into compliance. Using a firm but polite approach, and engaging in some friendly dialogue, will most often result in the cooperation of the individual. A simple request for the person to prove that they are not armed can be effective. Some examples are:
 - "Would you mind opening up your coat so that I can see if you are carrying a weapon?"
 - "Would you mind keeping your hands out of your pockets while we're talking?"
 - If the person refuses to cooperate and the deputy feels that the risk of continuing the inquiry under these circumstances is too great, the contact should be stopped.
 - Deputies should ask about the person's affiliation with a gang and ask to see any tattoos or gang related apparel. With enough patience and finesse, most deputies can get a great deal of information. Keep in mind that gang members are willing to give information about rival gang members.
 - Unless it is necessary, no more than two (2) deputies should participate in this type of contact. When more deputies join in, it may escalate the situation and thereby reduces the likelihood of the suspect cooperating and providing information. Further, the on-looking community is likely to overreact to the situation and perceive the simple inquiry as harassment.
- b. **TERRY STOP (Stop and frisk):**
- A Terry Stop is referred to in terms of "stop and frisk" because the law allows deputies to briefly detain and frisk the suspect for weapons, even though the person is not under arrest. Keep in mind, however, that to legally frisk the person the deputy must be able to **articulate why he** believes the person is armed. A search incident to arrest does not have to be justified by objective facts that the suspect is armed. This is an important distinction between a Terry Stop and an arrest that is sometimes misunderstood.
 - The basis for a Terry Stop is a deputy's **reasonable suspicion**, based on specific and objective facts and circumstances, that criminal activity is suspected and this suspect is involved. Such facts and circumstances are wide ranging and may include observations made by the deputy, information broadcast over the police radio, or intelligence information that has been disseminated to the deputy. A deputy's knowledge that a person is a gang member does not, in itself, justify a Terry Stop. It **may** justify the search, but **there must be an independent basis for the stop.**
 - As the deputy is making the assessment of whether the person is possibly armed, gang association should be considered. If the deputy believes that the suspect is a gang member or associate (based on the suspect's behavior, mannerisms and appearance), it is reasonable for the deputy to conclude, that the suspect is likely to be armed. This conclusion, taken together with other factors (bulky clothing, etc.) may form the basis for frisking a person during a Terry Stop.
 - As stated above, if the deputy has a legal basis for detention and a pat down, the deputy should employ the appropriate tactics based on whether he believes the person is armed.
 - The methods used for armed gang members are the same as those for any armed suspects.
 - The length of time the person is detained must be reasonable under the circumstances.

c. **ARREST:**

- As in any other enforcement situation, the arrest of a gang member must be based on **probable cause** and the gang member and their vehicle should be thoroughly searched incident to the arrest. The tactics used when taking the suspect into custody must be selected in response to the behavior of that specific person, the deputy's knowledge about that specific person, and the circumstances under which the arrest is taking place.
- Deputies should remember that gang admissions are incriminating evidence, and can be used against a gang member in court proceedings. If a gang member is under arrest and subject to interrogation, then Miranda must be read prior to any questioning regarding gang membership or affiliation.
- If the person's behavior, mannerisms, and appearance lead the deputy to believe that they are associated with a criminal street gang, it is reasonable for the deputy to take precautions as though the suspect is armed and to take the same precautions that would be employed when dealing with **any** person that is suspected of having a weapon.
- If a felony stop is necessary without the clear expectation of a felony arrest, deputies shall modify their level of contact accordingly as soon as the deputy safety issues have been satisfactorily met.

- For example, if a stop is made for mere suspicion, it is unacceptable to put a group of people on their knees and to keep them in that position for any more time than necessary to pat them down for weapons.

17.11.040

PHOTOGRAPHING GANG MEMBERS: 05/08

1. Photographs should be taken anytime a suspected gang member is arrested and copies sent to the KCRCIG and the Gang Unit.
 2. Deputies may take non-booking photographs with the permission of their supervisor.
 3. Deputies shall not coerce or use physical force to obtain non-booking photographs.
 4. Deputies should conduct the photographing process at the same time that they are completing the F.I.R.
- The photographs may not extend the time necessary to complete the interview process.

17.11.045

CONFISCATING GANG RELATED ITEMS: 05/08

1. Deputies shall not confiscate gang clothing or paraphernalia unless it is evidence in a crime.
2. All items confiscated as evidence shall be documented and packaged according to department policy.

17.11.050

INVESTIGATIVE PAPERWORK: 05/08

1. Deputies shall investigate all gang related cases and gather evidence like any other criminal investigation.
 - a. The incident report or FIR should clearly indicate the gang related characteristics to classify it as such (see section .015).
 - b. Use the FCR Hazard Code "2" for all gang related cases.
 - An incident can be determined to be gang related if the activity can be reasonably believed to be committed for the benefit of, at the direction of, or in association with any criminal street gang, or is committed with the intent to promote, further, or assist in any criminal conduct by the gang. Applying this law, any F.I.R. of a suspected or known gang member and most incident reports for a crime involving gang members as either suspect or victims can be cleared with a "2".
 - Incidents such as a traffic accident cannot usually be considered gang related, unless it is an intentional act or occurs during the commission of another gang related crime.
 - c. Forward a copy of all gang related incident reports and FIRs to the KCRCIG and the KCSO Gang Unit.
2. Deputies should document gang member contacts with an incident report or FIR containing the information listed in section .015, and forward to the KCSO Gang Unit.
 - a. Locations of tattoos should be noted. Be specific on description and location, and take photos if possible.
 - b. Photographs of Graffiti should also be sent to the KCRCIG and the KCSO Gang Unit.
3. Deputies should contact the KCSO Gang Unit if they need assistance.
4. Both the KCRCIG and the KCSO Gang Unit have access to multi-jurisdictional databases of contacts with gang members and associates, from agencies throughout the State.

17.11.055

VALIDATION OF CRIMINAL STREET GANGS AND GANG MEMBERS: 03/11

1. It shall be the responsibility of the KCSO Gang Unit to:
 - a. Validate threat groups as criminal street gangs, in accordance with the definitions of "Criminal Street Gang" (RCW 9.94A.030(15)) and "Pattern of Criminal Street Gang Activity" (RCW 9.94A.030(36)).
 - b. Validate individuals as members or associates of a criminal street gang, in accordance with the definitions of "Criminal Street Gang" (RCW 9.94A.030(15)) and "Criminal Street Gang Associate or Member" (RCW 9.94A.030(16)).
2. These validations will be necessary in court in order to prove that a group or an individual has been validated as a criminal street gang or criminal street gang member/associate, and may prove relevant in sentencing proceedings, expert witness testimony, or cases involving the use of a gang enhancement.
3. Validations of individual criminal street gang members shall be prepared only when necessary for a specific court case and when specifically requested by the prosecutor's office. Once the case has been adjudicated, these validations shall be forwarded to KCRIG for storage, and will not be maintained by the Gang Unit.

17.12.000 SOAP VIOLATIONS

17.12.005

INTRODUCTION: 09/92

This policy is designed to assist deputies who are enforcing "SOAP" (Stay Out of Areas of Prostitution) Orders.

17.12.010

ENFORCING COURT ORDERS: 09/92

1. There are two (2) types of SOAP Orders:
 - a. **Additional Condition of Probation.**
 - KCC 12.150.020, Violation of Court Ordered Probation, applies to probationers who have been convicted of prostitution activities in King County Courts.
 - KCC 12.150.020 only addresses the Additional Condition of Probation order.
 - b. **Additional Condition of Release.**
 - Deputies must have a judge issue a warrant for violations of an Additional Condition of Release.
2. Contract cities may vary on how they handle Additional Condition of Release and Additional Conditions of Probation order violations.
 - Deputies shall comply with the contract city provisions when dealing with SOAP violations.

17.12.015

SOAP PROCEDURE: 06/97

1. Deputies shall confirm through Data Control Unit anytime they stop an individual suspected of a SOAP violation.
 - The Data Control Unit maintains the original SOAP Orders on file until they expire.
2. If Data confirms the individual is in violation of an Additional Condition of Probation Order, the deputy has probable cause to make the arrest under KCC 12.150.020.
 - a. Booking the suspect is strongly encouraged when an arrest is made.
 - b. If a booking cannot be made, deputies shall write an incident report under the applicable procedures listed in #3 below for Vice Unit follow-up.
3. When booking the suspect, deputies shall write an incident report titled "Vice all Other."
 - a. The report shall detail the reason for contact, the fact the order was confirmed by the Data Control Unit, and include:
 - The issue and expiration date of the order.
 - The issuing Court.
 - The citation or court number the order was issued under.

- b. **Do not write a citation.**
 - c. The FCR shall be a 213-G with the appropriate hazard factor.
 - d. Upon arrival to the jail, deputies shall have Data fax a copy of the order to the jail.
 - Leave a copy of the incident report and the fax copy of the order with the jail.
4. Complete a booking form.
- The arresting deputy shall draw a new case number and refer to the original citation number the order was issued under (found on the court order) on the booking form.

17.13.000 LABOR/MANAGEMENT DISPUTES

17.13.005

POLICY STATEMENT: 08/95

It is the policy of the Sheriff's Office that the police role in strikes and labor disputes will be unbiased, reasonable, and impartial while protecting life and property, maintaining law and order, and assuring that the civil rights of all involved parties are protected.

17.13.010

LABOR RELATIONS RESPONSIBILITIES: 08/95

Precinct Commanders are responsible for police responses to labor/management disputes in their respective area of command. They shall advise the Commander of Patrol Operations when a significant event or incident occurs or is planned. Precinct Commanders may designate a police representative to:

1. Establish and maintain positive liaison with labor and management representatives.
2. Gather information regarding potential strikes and labor disputes.
3. Disseminate information regarding pending labor/management confrontations to concerned department personnel and representatives of other police agencies, if applicable.
4. Act as department spokesperson at labor and/or management meetings if invited to attend.
5. Explain department policy and procedure regarding labor/management disputes to representatives of both factions.
6. Visit strike locations and establish rapport with picket captains, pickets and private security personnel.
7. Act as department liaison regarding the issuance of permits for labor dispute related parades or processions on public roads and highways to ensure compliance with R.C.W. 46.90.469.
8. If necessary, make arrangements with the Criminal Intelligence Unit for video resources.

17.13.015

DEPUTIES AT STRIKE LOCATIONS: 08/95

If necessity dictates the presence of deputies at the scene of a labor/management dispute, deputies shall:

1. Notify the Precinct Commander as soon as possible.
2. Maintain an attitude of strict neutrality and impartiality at all times.
3. Avoid discussing issues regardless of whether this subject is introduced by labor, management or a citizen who appears to be an uninterested, innocent bystander.
4. If picketers are present, attempt to identify the picket captain and enlist his/her cooperation in controlling their actions.
5. Identify a management representative of the struck company and solicit his/her cooperation in controlling the actions of working employees and security personnel.
6. The number of uniformed deputies at a strike scene will be kept at an absolute minimum with officer safety as the determining factor in that decision.

17.13.020

DUTIES OF DEPUTIES: 08/95

1. The primary duties of all deputies at a strike location are to protect life and property and preserve the peace.
2. Whenever possible, deputies will request voluntary compliance from anyone whose behavior is unacceptable before resorting to verbal commands, physical intervention or arrest.

3. Deputies assigned to a strike situation will inform their supervisors regarding:
 - a. The estimated size and mood of any gathering of picketers, spectators, and/or working employees.
 - b. Observations of intoxication or open use of alcohol and/or drugs by anyone involved in the incident.
 - c. The names of Picket Captains, Union Officials and Management Representatives present at the scene.
 - d. The number and approximate ages of any children at the scene and the likelihood of injury if they remain.
 - e. Observations of any activity indicative of potential "problems" developing at the scene.
4. Each deputy should attempt to establish good relations with the Picket Captain or other Union Representatives and with Management Representatives.
 - Care must be taken to avoid the appearance of fraternization with either side.
5. Deputies should not enter company property except for enforcement and should not park department vehicles on company grounds.
6. Deputies should not use company telephones.
7. Deputies should not fraternize with company guards.

17.13.025

INJUNCTIONS: 08/95

1. Management may secure an injunction to restrict the activity of pickets. An injunction is a Writ or Order of the Court, restraining a person, or group of persons, from doing a particular act. An Injunction is a CIVIL PROCESS involving labor and management.
2. Injunctions may restrict any of the following:
 - a. The number of persons on a picket line.
 - b. The distance to be maintained between pickets.
 - c. The distance from entrances which must be maintained by striking employees who are not on picket duty.
3. It is not normally the duty of the Sheriff to enforce the injunction.
 - The only exception is if the injunction, or a supplemental Court Order, is directed to the Sheriff, ordering him/her to enforce the Writ or Order.
4. Violations of an injunction are generally treated as Contempt of Court and, if management desires legal action, they should be referred to the courts.

17.13.030

ARREST PROCEDURES: 08/95

1. Physical arrests at a strike location should be made only when absolutely necessary.
2. Deputies witnessing blatant violations of criminal and/or traffic ordinances will take appropriate enforcement action.
 - Provided such action can be accomplished without unnecessarily subjecting the deputies to an unreasonable risk of physical injury.

3. Physical arrests or citations for violations of trespassing ordinances should be avoided if possible.
 - Deputies should discuss trespassing violations with their supervisors before taking enforcement action.
4. When a deputy anticipates an arrest situation, he/she should call for assistance before making the arrest.
5. Persons arrested should be removed from the area immediately.
 - Any delay in the area of the arrest may lead to an attempted rescue of the prisoner or agitation of the demonstrators.

17.13.035

SHOPPING CENTERS AND MALLS: 08/95

When a labor/management dispute takes place in an area where several stores occupy a common space and parking facilities, such as shopping centers or malls, pickets are allowed to:

1. Enter the shopping center or mall and picket directly in front of the effected store.
2. Picket in the parking lot including entrances and exits.

17.13.040

PEDESTRIANS AND PASSENGER VEHICLES CROSSING PICKET LINES: 08/95

1. All persons and vehicles have the right to enter and leave a strike location.
2. In some cases, the picket line will be tightly closed in order to prevent entrance. In this event deputies should:
 - a. Tell the picket captain to open the picket line to those wishing to enter and/or leave.
 - b. Order the pickets to move away from the entrance if the picket captain fails to comply with the request, or if the pickets refuse to obey their leader.
 - c. Should open the picket line without hesitation if the picket captain fails to comply with the request, or if the pickets refuse to obey their leader.
 - Supervisors should be notified if possible.
 - Use the minimum amount of force necessary to accomplish the task.
3. When picket lines are opened by deputies, they should face the pickets rather than the persons or vehicles entering the gate.

17.13.045

TRUCKS CROSSING PICKET LINES: 08/95

1. Trucks can present a serious problem inasmuch as they are either delivering material to, or removing finished products, from the location.
2. The decision to enter or exit a struck location is entirely up to the truck driver.
3. If a truck stops near a picketed vehicle access, the pickets should be allowed a reasonable period of time to present their case to the driver, provided the truck does not constitute a traffic hazard.
4. Deputies will advise the driver of any vehicle stopped in a location that interferes with normal vehicular and pedestrian traffic to move the truck a reasonable distance to alleviate any problems.

17.13.050

TRAIN MOVEMENTS AND RAILROAD RIGHT-OF-WAY: 08/95

Railroads are involved in interstate commerce as licensed, common carriers. Federal law and rules of the Interstate Commerce Commission require that goods consigned for interstate shipment be transported without undue delay. Therefore, deliveries originating by rail from out of the state must be made; and deliveries of finished products consigned for interstate shipment must be completed.

1. If pickets attempt to block train movement, deputies will request the assistance of a Railway Special Agent if one is present on the train.
2. The Picket Captain will then be asked to cooperate by advising the pickets to move off the tracks and allow the train to pass.
3. In the event it is necessary to remove pickets, deputies should be certain that they are removed from the tracks only, so the train can be moved in.
 - Pickets should not be removed from the adjoining railroad property.

17.14.000 ANIMAL CALLS

17.14.005

INTRODUCTION: 01/09

Crimes against animals are often associated with other crimes, such as domestic violence. However, all too often deputies will overlook potential animal crimes while investigating other incidents. This policy is intended to educate deputies regarding the existence of animal abuse crimes and to provide direction for the successful recognition, investigation, and prosecution of crimes against animals. It is the intent of the Sheriff's Office to protect animals from abuse and neglect and to hold offenders accountable by thoroughly investigating and rigorously prosecuting crimes against animals.

This policy is intended to assist deputies who are handling cases of Animal Cruelty, Neglect, Hoarding, Dangerous Dogs, or animal calls individually or in assistance to Animal Control. Refer to RCW Title 16, "Animals, Estrays, Brands, and Fences", and RCW title 9.08, "Animals, Crimes Related to," and King County Code Title 11 for further assistance regarding specific laws.

17.14.010

RESPONDING TO CALLS OF ANIMAL CRUELTY, NEGLECT AND HOARDING: 01/09

Deputies may be dispatched to calls of animal cruelty, neglect and hoarding as the primary responder either with King County Animal Control or in lieu of Animal Control if they are unavailable. If an incident of cruelty, neglect, hoarding or any other suspicious circumstance is discovered an incident report will be completed.

1. Deputies are to take the lead as the primary investigator on the scene, seeking information and assistance from Animal Control when necessary.
2. Any evidence at the scene will be collected by the deputy(s).
3. If animals need to be seized, Animal Control will take the animal to their facility.
4. If the animal itself needs to be held for evidence, or held for any other reason, document this in the incident report along with the name of the Animal Control Officer that takes custody of the animal.
5. Ensure that the Animal Control Officer acknowledges that the animal is not to be disposed of, or adopted out until further notice from Sheriff's Office.
6. If the animal is being rescued for any reason, or surrendered by the owner any rescue/humane organization may be called to retrieve the animal, or the animal may be transported to the shelter within reason and with supervisor's approval, providing that the animal is not sick or injured.

17.14.015

INVESTIGATION PROCEDURES IN SCENES OF ABUSE, NEGLECT OR CRUELTY: 01/09

1. **IF THE ANIMAL IS INJURED/ILL AND ALIVE:**
 - a. Determine if the animal should be seized or released to a responsible party.
 - b. Get veterinary attention if necessary and possible.
 - Animal Control will provide transportation of the injured or ill animal.
 - c. Attempt to obtain veterinary records.
 - d. Take photographs of the animal before and after treatment if possible.

2. IF THE ANIMAL IS DECEASED:

- a. Take photographs of final position before moving the animal.
 - b. Consider a necropsy and forensic investigation of animal to determine actual cause of death.
 - Animal Control may be contacted for assistance.
 - c. If the body is kept as evidence it must be stored in a freezer; however, tissue samples are sufficient.
 - d. Tissue samples will be considered evidence and must be retrieved from the Veterinarian after examination, and stored, frozen, in KCSO evidence to maintain chain of custody.
3. If an animal was attacked with fireworks or set on fire, the Fire Investigation Unit will be notified by a supervisor and will be given the opportunity to respond or decline.
 4. Forward the case to the Major Crimes Unit.

17.14.020

ANIMAL FIGHTING: 04/15

Animal fighting is both an animal cruelty crime and a vice problem. Animal fighting is often associated with gang activity. Most cases will require significant undercover work or use of criminal informants to develop a case. If animals are seized or are found dead, refer to the information listed in section 015.

1. Document in an incident report.
2. Notify the Major Crimes Unit supervisor if arrests are going to be made immediately or a search warrant is needed.
3. Forward the case to the Major Crimes Unit if they do not respond or do not need to be notified immediately.

17.14.025

ANIMAL PROBLEM CALLS: 07/15

Deputies may be dispatched to respond to a vicious or dangerous animal to contain or control a situation and/or assist Animal Control.

1. RESPONDING TO CALLS OF DANGEROUS DOGS AND VICIOUS ANIMALS:

- a. Deputies may take safe and reasonable measures to defend themselves and others from the threat of immediate physical harm from a dangerous animal.
- b. If a deputy discharges a firearm to defend himself/herself or others from a vicious animal, the deputy shall:
 - Immediately notify radio of the shooting and location.
 - Explain the scene and events to the responding supervisor.
 - Complete an incident report and conduct all usual follow up duties and responsibilities.
- c. The supervisor shall:
 - Determine the nature of the events and circumstances surrounding the incident.
 - Protect and preserve the scene.
 - Identify all witnesses and ensure that all necessary statements are taken.
 - Ensure that photographs are obtained.

- Notify a Major Crimes sergeant to discuss the incident and determine if further response is necessary.
 - If no Major Crime response, forward all reports to the Precinct/Section Commander via the chain of command.
 - Ensure the Comm Center has notified the OLEO Director.
 - Contact Animal Control regarding animal licensing and records.
 - Ensure that all rounds are accounted for and check for stray rounds.
 - Complete a use of force review in Blue Team.
- d. If the animal is not an immediate threat, deputies should attempt to contain the animal for an Animal Control Officer.
- e. Animal Control is responsible for pick-up of any domestic animal.
- f. If deputies respond to a call of a vicious or dangerous animal an incident report will be completed documenting the type of animal involved, if an owner was identified, and the disposition of the animal (i.e., impounded by Animal Control or left with owner.)
- g. If Animal Control responds deputies will obtain their case number if they have one, and document the name of the Animal Control Officer handling the case.
- h. Deputies will defer the lead investigation on this type of case to Animal Control unless Animal Control requests our assistance in further investigation.

17.14.030

ANIMAL EUTHANASIA: 06/10

Animal euthanasia shall be defined as the killing of sick or critically injured animals by deputies under circumstances in which no practical option exists. The term animal euthanasia does not apply to the killing of vicious or otherwise dangerous animals.

1. Deputies should, if possible, attempt to contact the appropriate owner or agency before killing a sick or injured animal.
2. When killing an animal, deputies shall:
 - a. Obtain supervisor approval.
 - b. Attempt to get the owner's permission to kill the animal.
 - c. Consult a veterinarian when appropriate (i.e., the animal has considerable value).
 - d. Position all bystanders out of sight when the animal is shot.
 - Be aware of the backstop since the bullet will probably exit the animal.
 - e. If possible, shoot all animals in the head at point blank range with the duty sidearm.
 - The shot should be at a downward 90 degree angle into the front of the skull.
 - f. Have the Communications Center notify the appropriate agency to pick up and dispose of the carcass per section .040.
 - g. Submit a detailed incident report summarizing the circumstances of the incident before securing from duty.
 - A copy of the incident shall be sent to IIU via the chain of command.
3. Deputies assigned to the ARFF Section may euthanize wildlife in accordance with Unit SOPs and with a valid Federal Fish and Wildlife permit when performing wildlife depredation activities at Boeing Field.

17.14.035

LOST, FOUND, ABANDONED, OR STRAY ANIMALS: 01/03

1. Deputies should attempt to locate the owner of any lost, found, abandoned animal.
2. If the owner cannot be located the animal should be turned over to Animal Control.

17.14.040

HANDLING DEAD OR INJURED ANIMALS: 09/07

1. King County Department of Transportation (Roads) is responsible for picking up all large dead animals located anywhere in unincorporated King County or their contracted cities.
 - This includes game animals on state right of ways.
2. Deputies shall request Animal Control to respond when domestic animals are dead or injured.
3. Deputies shall comply with section .030, if applicable.

17.15.000 FALSE ALARM REDUCTION PROGRAM

17.15.005

INTRODUCTION: 08/19

Properly installed and maintained alarm systems are effective tools for both deterring and reporting crimes. However, excessive false alarms have become an unacceptable drain on police resources, lessen the deterrent value of alarm systems, and present serious safety concerns for both responding deputies and citizens. This policy establishes specific, standardized guidelines for responding to false alarms and for enforcing the false alarm ordinances of the county and contract cities.

17.15.010

DEFINITION: 08/19

For the purpose of this policy:

“False Alarm” means the activation of any combination of burglary, robbery, panic or yard alarm when no crime is being committed or attempted on the premises. An alarm is presumed false if the sheriff's deputies responding do not locate evidence of an intrusion or commission of an unlawful act or emergency on the premises that might have caused the alarm to sound. However, "false alarm" does not include an alarm caused by extraordinary circumstances not reasonably subject to control by the alarm business operator or alarm user. An alarm dispatch request that is canceled by the alarm system monitoring company or the alarm system user before arrival of the responding officer to the alarm site is not a false alarm for the purposes of fine assessment or no-response status designation.

17.15.015

PATROL RESPONSIBILITIES: 08/19

1. Deputies responding to alarms will investigate the alarm by checking the exterior and, if accessible, the interior of the premises.
2. For unincorporated King County addresses, when the alarm is determined to be false, a KCSO Form C-141, Notice of False Alarm (door hanger), must be completed (both sides) and given to the owner/representative, if one is present, or affixed on or near the front door.
 - a. Investigating deputies will:
 - Check all applicable boxes, fill in the date, time, CAD number, deputy information, and deputy comments.
 - b. A separate C-141 must be completed and left at the scene for EACH alarm response.
3. For addresses within contract cities, deputies will utilize paperwork and procedures directed by the Contract City Chief/Liaison and the municipal code.
4. When clearing the detail, investigating deputies will give the dispatcher or make note in CAD of both the proper FCR Code and a description of the observations which support a false alarm determination.
 - Examples: “No indication of crime or entry”; “Cat loose inside house”; or “Operator error.”
5. When clearing the detail, investigating deputies will either advise dispatch or make a notation in CAD that the false alarm door hanger was left at the premises or will be mailed or delivered to the premises.

6. Audible alarm responses may be canceled by the dispatched deputy if:
 - a. The deputy is able to call into the premises by phone;
 - b. Owner/representative confirms the alarm is false.
 - c. There are no other circumstances to warrant suspicion of criminal activity.
 - This procedure should normally be used only in cases of multiple alarms on the same day; during periods of extreme weather conditions; or, with the concurrence of the field supervisor, during periods of high calls for service.

17.15.020

CRIME ANALYSIS UNIT RESPONSIBILITIES: 12/19

The Crime Analysis Unit will design inquiry menus for CAD Desktop and related information systems to assist Department, Precinct, or Contract City False Alarm Officers/Clerks in the administration of the county or contract city false alarm ordinance.

- The Unit will make improvements or adjustments and provide training, as needed, to reflect new technology and/or changes in county/city ordinances or department policy.

17.15.025

FALSE ALARM OFFICERS/CLERKS RESPONSIBILITIES: 08/19

1. False Alarm Officers/Clerks will review computer data listing addresses with multiple false alarm responses and take the following action:
 - a. False Alarm Infraction Notices (KCSO Form #C-139 or contract city equivalent) will be issued according to the applicable penalty schedule.
 - b. False Alarm Warning Letters will be sent to premise owner(s) and alarm companies for premises with three (3) or more false alarms within a six-month period.
 - c. False Alarm No-Response Status Notification Letters will be sent to premise's owner(s), alarm companies, and the Communications Center for premises with four (4) or more false alarms within a six-month period.
 - Effective date for the No-Response Status shall be twenty (20) days after the date the Notification Letter was mailed to the premise's owner(s) and alarm company, if any.
 - d. Alarm responses canceled before the arrival of dispatched deputies will not be counted as a false alarm for purposes of False Alarm Ordinance penalties or imposing no-response status.
2. False Alarm Officers/Clerks will work with premise's owner(s) and alarm companies to determine causes of false alarms and may assist the owner(s) with maintenance or training recommendations.
 - a. The goal of the False Alarm Reduction Program is to eliminate false alarms, not to increase penalty collections.
 - b. The False Alarm Officer/Clerk will provide alarm system permit information and registration forms to the premise's owner(s), when required by county or city ordinance.
 - c. False Alarm Officers/Clerks are encouraged to initiate contact with premise's owner(s) who are close to being placed on no-response status.
 - False Alarm Officers/Clerks may also enlist the assistance of permanent-district or community police officers, trained in alarm systems, to contact owners of problem locations.

- d. When documents are presented which verify that maintenance repairs have been made and alarm users agents are properly trained, False Alarm Officers/Clerks may:
 - Reinstatement premises that are on "non-response" status by means of a memo to the Comm Center.
 - Take the corrective action into consideration when determining penalty assessments.
3. False Alarm Officers/Clerks will work with the King County Office of Finance or appropriate contract city personnel to address situations where owners are not paying assessed fines.
 - a. King County Office of Finance will provide the False Alarm Officers/Clerks with computer printouts listing addresses in unincorporated King County which have records of excessive, unpaid fines.
 - b. Contract City Chief/Liaisons may set up similar processes to address problem locations within their contract city.
 - c. Premises with excessive unpaid balances may be placed on no-response status, in accordance with applicable county or municipal ordinances.
 - The decision to place an address on no-response status based upon unpaid fines shall be made by the False Alarm Officer/Clerk or Contract City Chief/Liaison.
4. False Alarm Officers/Clerks will provide alarm history information for the case file for any penalty appealed to a Hearing Officer or to District or Municipal Courts.
 - a. Unless specifically subpoenaed by the premises owner, patrol deputies and False Alarm Officers/Clerks will not have to appear at hearings.
5. False Alarm Officers/Clerks will process requests for reinstatement from owners/managers of locations that have been placed on no response status.

17.15.030

COMMUNICATIONS CENTER RESPONSIBILITIES: 01/06

1. **Manually-activated alarms (robbery, holdup, panic) will always have a deputy dispatched, even if the premises are on no-response status.**
 - Responses to Audible, Residential Panic Alarms may be cancelled upon request of an Alarm Monitoring Company.
2. Specific call receiver and dispatcher actions are stipulated in Communications Center SOPs.
 - a. Audible alarms will be assigned dispatch priority "3P" unless there is reason to believe a crime is in progress.
 - b. Silent alarms will be assigned dispatch priorities according to current Communications Center policies.
 - c. Dispatchers will add the deputy's observations to the CAD entry and whether the false alarm door hanger was left at the premises or mailed or delivered to the owner/manager.
 - d. For alarms at premises on no-response status, Call Receivers will inform the alarm company that the Department will not respond to automatic alarm activations at these locations without specific information that a crime has occurred or is occurring.
 - e. For audible alarms, dispatchers will accept response cancellation requests from patrol deputies who have verified, by telephone prior to arrival at the premises, that no crime is in progress and police presence is not required.
 - f. For automatic alarms, audible or silent, call receivers/dispatchers will accept response cancellation requests from alarm monitoring services.

- g. Call receivers/dispatchers may also cancel audible alarm dispatches if:
 - The call receiver/dispatcher is able to call into the premises by phone;
 - Owner/representative confirms the alarm is false;
 - There are no other circumstances to warrant suspicion of criminal activity
 - This procedure should normally be used only in cases of multiple alarms at the same premises on the same day; during times of extreme weather conditions; or with the concurrence of the field patrol supervisor.
3. The Communications Center will enter “no-response status” premise warnings into CAD as requested by the False Alarm Officer/Clerk by memo or by copy of the False Alarm No-Response Status Notification Letter.

17.15.035

CONTRACT CITY CHIEF/LIAISON RESPONSIBILITIES: 10/02

1. Contract City Chiefs of Police and Police Services Liaisons will, in consultation with their City Managers, determine which of the above procedures will be implemented within the boundaries of the city.
 - a. Deputies serving both the city and unincorporated areas will be trained in the differences between the procedures to be followed.
 - b. False Alarm Officers/Clerks will be trained in the contents of the City False Alarm Ordinances, to include fine schedules and payment instructions.
2. Where possible, contract city procedures should be the same or similar to standard King County Sheriff's Office procedures for unincorporated locations to avoid confusion.
3. The Contract City Chief/Liaison, or designee, will process requests for reinstatement from owners/managers of locations that have been placed on no-response status by the City's False Alarm Officer/Clerk.

17.15.040

CONTRACTING UNIT RESPONSIBILITIES: 02/96

The Contracting Unit will review proposed contracts for law enforcement services to insure that the issue of false alarms is addressed.

17.16.000 INFORMANTS

Redacted

17.17.000 DIGITAL FORENSICS

17.17.005

INTRODUCTION: 06/11

Computers, wireless phones, hand-held products and other digital devices have become part of everyday life. The use of those items in criminal activity has and will continue to grow. Digital devices can be used to facilitate any criminal act. The likelihood of encountering and having to deal with digital devices should be a consideration when conducting any criminal investigation. Digital forensics is an ever changing field due to continual advances in digital technology.

To assist the Major Crimes Unit (MCU) in recovering digital evidence and later presenting this evidence in court, this policy sets the standards for understanding the necessity for the seizure, gathering evidence, examination, of digital devices.

17.17.010

ROLES & RESPONSIBILITIES: 04/10

1. When any deputy or detective encounters or anticipates becoming involved in an investigation requiring the examination and recovery of digital data from a computer, cellular phone or other electronic media storage device they are strongly encouraged to immediately contact digital forensics investigators in MCU for assistance.
2. Investigators and supervisors must be aware that the timely contacting of the digital forensics investigator may be very crucial for their case. The digital forensics investigator is available to assist in the seizure and examination of computer systems.
3. Digital forensics investigators conducting these types of investigations will generally work in a support role to the unit or individual requesting an examination.
4. The investigator, in any unit or agency, who is assigned or on-views an incident, will be considered to be the primary or lead investigator for the investigation. For example, during the investigation of a child rape, a Special Assault Unit detective discovers the possibility of child pornography on the suspect's computer.
 - a. The SAU detective will be the primary case investigator and MCU will assist with the investigation of computer related evidence.
 - b. Upon completion of the forensic computer examination, the digital forensics investigator will report all findings to the primary investigator.
5. Digital forensics investigator support may include:
 - a. Planning, preparation and service of search warrants.
 - b. Gathering of devices containing digital data evidence either by service of search warrant or consent to search.
 - c. On-scene backup of computer data when the entire system can not be seized.
 - d. Witness and suspect interviews concerning computer-related evidence.
 - e. Examination of digital evidence and reporting the findings to the lead investigator.
 - f. On-line support (cold or undercover e-mail, Internet, newsgroup, and user group access).
 - g. Assist with threat assessment, when requested.
6. Types of investigations that may need immediate attention include, but are not limited to:
 - a. Threats made via email.
 - b. In progress investigations in which a computer or other electronic storage device is suspected of containing evidence or was used in the commission of a crime.
 - c. Investigations in which there is the possibility the subject of the investigation may attempt to gain access to the stored digital media.

- d. Missing persons, such as endangered runaways where the juvenile may be contacting a person they met on the Internet.
- e. Investigations in which a search warrant has been served and a computer system or other storage media is discovered, but is not covered in the warrant, i.e., the Major Crimes Unit is searching a suspect residence for evidence and finds a computer system.

17.17.015

INVESTIGATIONS: 04/10

1. Personnel discovering a computer system at a crime scene or during an investigation should:
 - a. Be aware that there are many variables in the types of computer systems that may be encountered, such as: a stand alone PC, network stations, servers, and different operating systems.
 - These variables will affect how the system is processed.
 - b. Assess the situation but, **do not attempt to access/retrieve any data from it.**
2. Questions that must be answered before a computer system is examined:
 - a. What crime do you believe the computer was used to commit or what evidence may it contain?
 - b. Has MCU been contacted?
 - c. Power on or off? (If the power is off, you have time. Secure the scene.)
 - d. Is this really the computer you want?
 - e. Is this a stand-alone system or is it networked?
 - f. Is an application running?
 - g. What does it look like is going on?
 - h. Does it sound like the hard drive is doing a lot of work?
 - i. Who owns the computer?
3. Preservation of data on computers by first scene deputy or investigator:
 - a. If it appears that something destructive is happening to the system, such as a data wiping program is being run, pull the power plug on the back of the CPU.
 - b. If this is done some data may be lost depending on the operating system and active applications. With the most common operating system (Windows) it is likely that a majority of the data will be preserved.
 - On some computers all data may be lost.
 - c. No attempt shall be made to conduct a standard system shutdown, unless completed by a digital forensics investigator.
 - d. If digital forensics investigators are unable to respond to the scene, the individual assigned to take the computer into evidence should photograph the system and follow the above guidelines.
 - e. Special consideration should be given to complex business network systems. Pulling the power plug could severely damage the system, corrupt critical files or disrupt legitimate business. In this situation, a computer expert trained in the collection of data from network systems should be consulted.
4. What the digital forensic investigator will need from the primary case investigator or deputy:
 - a. Details of the investigation, including reasons why the digital device is thought to have been used to commit, facilitate, or contain evidence of the crime under investigation.

- b. A list of key words or phrases, if any are known, such as suspect/victim/witness names, nicknames of people, passwords, descriptions of what the suspect was doing, list of events, etc.
 - c. The types of evidence/information to be searched for/recovered (i.e., images, e-mails, documents, call history, Internet history, video, contact list, etc.).
 - Include evidence item numbers and description of the device.
 - d. A copy of the primary detective's search warrant or consent to search authorizing the seizure and search of the electronic storage device or media for evidence.
 - e. The format you need the findings presented in (printed documents, CD, video, etc.).
 - f. Who has had access to or used the computer related evidence.
 - g. That is the computer or device used for in addition to the involvement in the crime being investigated, i.e.: is it a home computer? Used for business? Does it contain proprietary data or intellectual property?
 - h. The forensics investigator shall be advised if the data may contain documents or communications protected under attorney client privilege.
5. The above information must be included on a Digital Forensics Examination Request Form. The request form will be submitted to the MCU supervisor.

17.17.020

SEIZURES: 04/10

The following sections contain the basic guidelines for the seizure of computer-related evidence and how this evidence will be examined.

1. The seizure and subsequent search of a computer system should be conducted with the authority of a search warrant or signed consent to search. While there are exceptions to this, such as probable cause, these are the main tools digital forensics investigators use to gain permission to examine a system. Exceptions may be made on a case-by-case basis.
2. Whenever possible/practical MCU digital forensics investigators should be called for advice and to provide direction on the seizure and subsequent examination of computer related evidence.
3. The proper seizure and examination of a computer system is critical to ensure the proper processing of the system, to protect it from inadvertent damage, and to maintain a complete chain of evidence.
4. Standard investigative steps and techniques apply to computer-related investigations and include the following items to consider:
 - a. Do not allow **anyone** (suspect, victim, witness, etc.) to touch the computer-related Evidence. Do not let them "show you" where the evidence is.
 - b. Do not conduct a field review of items.
 - c. Interview witnesses and suspects for details about computer related evidence such as passwords, locations of files of interest, operating systems, speed and storage capacity, known problems with the system of software items, and locations of any items of interest that may be concealed.
 - d. Obtain all items that can be reasonably seized under the color of your authorization. The CPU, disks, CD's, removable media such as flash drives or external storage drives, power supply (for laptop computers), manuals, and documentation will be taken.
 - e. **DO NOT shut down the computer's operating systems** if the computer is on and something is displayed on the monitor, photograph the screen.
 - Simply unplug the power cord from the outlet and note the time. Unplug and remove the battery from laptop computers.

- f. Record where the items were located and their connections, including the date and time the computer was unplugged and photograph and make a sketch of the overall scene.
 - g. Mark cable connections and photograph them.
 - The system may need to be set up as it was found at the scene.
 - h. Preserve items for fingerprints or other bodily fluid evidence.
 - i. Detectives and/or deputies will not attempt to fingerprint a computer system at the scene.
 - Digital forensics investigators will work with the AFIS Section to determine the safest means to examine the system for fingerprints.
 - j. Package items in clean dry, bags, boxes or envelopes.
 - All packages will be marked as to the items they contain, where found, and who took them into evidence.
 - k. Protect computer-related evidence from extreme temperatures, dirt, dust, and magnetic fields of all types, shock, and mishandling. .
5. Seizure of handheld devices:
- a. Handheld devices are portable data storage devices that provide communications, digital photography, navigation systems, entertainment, data storage and personal information.
 - b. Handheld devices such as mobile phones, smart phones, PDA's, digital multimedia (audio and video) devices, pagers, digital cameras and global positioning system GPS receivers may contain software applications, data and information such as documents, e-mail messages, Internet browsing history, Internet chat logs and buddy lists, photographs, image files, databases, and financial records that are valuable evidence in a prosecution.
 - c. Deputies should take precautions to prevent the loss of data on devices they seize as evidence.
 - d. It is important to note that:
 - Data or digital evidence may be lost if power is not maintained.
 - If the device is "off" do not turn it "on".
 - With PDA's (personal data assistants) or cellular phones, if the device is on leave it on.
 - Powering down the device could enable passwords, thus preventing access to evidence.
 - e. Photograph the device and display screen if possible.
 - f. Label and collect all cables to include the power supply keeping all cables and power supplies with the device.
 - g. Keep the device charged if possible.
 - h. If the device cannot be kept charged notify MCU immediately so that an examination can be made prior to the battery failing or data may be lost.
 - i. Always seize additional storage media such as memory sticks, compact flash cards, etc.
 - j. Document all steps involved in the seizure of the device and its components.

17.18.000 IDENTITY THEFT

17.18.005

POLICY: 07/10

Due to the significant personal security threat and potential financial loss that Identity Theft poses to the public, it is the policy of the Sheriff's Office that all crimes of Identity Theft (RCW 9.35.020) will be documented.

17.18.010

PROCEDURES: 07/10

1. When investigating identity theft crimes deputies shall:
 - a. Document the information in a "non disclosure" incident report.
 - This includes when the victim knows the crime occurred in another jurisdiction but is requesting an incident report to begin the process of reestablishing correct information with a bank or credit card company.
 - b. Title the incident "Identity Theft" and use the FCR 189.
 - c. Obtain as much detailed personal information possible, including:
 - Full names and dates of birth.
 - Bank/Credit card account numbers.
 - Social Security numbers.
 - d. Attempt to determine the date and place where the crime occurred.
 - If unable to do so, use the victim's current address as the place where crime occurred.
 - e. Provide the victim with the Identity Theft Information Form (KCSO form # C-211A) which provides information about identity theft and information about websites that are maintained by the Federal Trade Commission and the Washington State Attorney General's Office which provides information about identity theft.
2. The incident report will be forwarded to the Precinct CID Unit for review and referring the case to the appropriate agency if needed.

17.19.000 PHOTO MONTAGES AND PHYSICAL LINE-UPS

17.19.005

INTRODUCTION: 09/10

An important step in establishing probable cause is often the positive identification of a suspect by a victim or witness. The manner in which photo montages and line-ups are prepared, conducted, and documented can affect the reliability, fairness and objectivity of the identification. Fair composition of photo montages and line-ups enable witnesses to provide more accurate identification or non-identification. Attention to these details will assure a sound identification that will stand up to legal challenges.

17.19.010

CREATING PHOTO MONTAGES: 09/10

1. The investigator shall create the line-up or photo montage in such a manner that the suspect does not unduly stand out.
2. In creating a line-up or photomontage, the investigator should:
 - a. Include only one suspect or suspect photo in each identification procedure.
 - b. Select fillers based on a person who fits the general physical description as the person suspected of the crime being investigated.
 - c. Avoid using fillers who so closely resemble the suspect that a victim/witness might find it difficult to distinguish the suspect from the fillers.
 - d. Include a minimum of five fillers (non-suspects) per identification procedure.
 - e. Consider placing the suspect photo in different positions in cases with multiple witnesses.
 - f. If multiple photos of the suspect are reasonably available, the investigator should select a photo that resembles the suspect description or appearance at the time of the incident.
 - g. Prior to presenting a photo montage to a witness, the investigator should critically view the montage to ensure that the suspected subject does not unduly stand out and decide whether to use sequential photos or a group montage.
 - h. The investigator should preserve and document the order of the photos used in the photo montage presentation.

17.19.015

SHOWING PHOTO MONTAGES: 09/10

1. The Investigator should provide instructions to the witness to ensure that they understand the importance of the identification procedure to exculpate the innocent as much as to identify the suspect.
2. Prior to presenting a photo montage investigators shall provide the witness with the Photographic Line-up Instructions Form (KCSO B-105).
3. Have the witness read the instructions and sign the form.
4. The photographs may be showed to the witness in sequential order or as a group.
5. Avoid saying or doing anything that may influence the witness' selection.
6. If the witness picks a photograph, have them sign and date the back of the photo or sign the front of the group montage or sign below the selected photograph.
7. List the photo number on the form and complete the comments section on the form (e.g., the level of confidence expressed by the witness), if needed.
8. Place the photos and the instruction form into evidence.
9. Document results in the follow-up report.

17.19.020

PHYSICAL LINE-UPS: 09/10

In following the standards of the Washington State's Best Evidence Rule, physical line-ups should be utilized when a defendant is in custody and there is a need to bring in witnesses for identification purposes. Exceptions to conducting a physical line-up is when a defendant may stand apart from others because of reasons that would unfairly discriminate and/or isolate him/her from others in the line-up (e.g., facial injuries, tattoos, etc.).

17.19.025

CREATING A PHYSICAL LINE-UP: 04/17

1. Call either the King County Jail (KCJ) or the Regional Justice Center (RJC) to arrange for a line-up.
 - To use the Seattle P.D. line-up room, contact SPD Robbery (206) 684-5535
2. Call for attorney representation.
 - a. Call the King County Department of Public Defense (206) 477-8899.
3. Call the Photo Lab to schedule a photographer (206) 477-0640.
4. Arrange a conference room to house victim/witnesses.
5. Call victim/witnesses to notify them of the date and time of the line-up.
6. Contact the defendant and explain the Line-Up Waiver (KCSO Form B-102) and have him/her sign the form.
7. If the defendant is willing have the defendant help with picking five (5) fillers for the line-up.
 - a. Select fillers based on a person who fits the general physical description as the person involved in the line-up.
 - b. Avoid using fillers who so closely resemble the suspect that a victim/witness might find it difficult to distinguish the suspect from the fillers.
8. Allow the defendant to decide what line-up number he/she wants to be in.
9. Brief all the inmates on the line-up procedure and advise them on expected behavior, including what they will say or wear.
10. Photographer takes photos of the line with each member of the line standing behind the number they're assigned.
11. Record the name, DOB, physicals of all subjects, and the position of each subject on the Master Line-Up Form (KCSO B-143).

17.19.030

CONDUCTING A PHYSICAL LINE-UP: 09/10

1. Go over Witness Viewing Line-Up Instruction Form (KCSO B-144) with each witness/victim.
 - a. Answer any questions.
 - b. Have them read/sign the document
 - c. Ensure they know they will have their picture taken in the course of the line-up.
2. Bring victim/witnesses to the viewing room.
3. If line-up is not sequential then all members will be in position in the line-up room.
4. A detective will coordinate the line coming into the room for a sequential line-up.

5. Have victim/witnesses view the line-up and avoid saying or doing anything that may influence the victim/witness' selection.
 - This form instructs victim/witnesses not to discuss what they see with other victim/witnesses.
6. If props are used (such as hats, glasses, etc.), each subject will don the prop(s), say or do a simple task per line-up instructions, then pass the prop(s) along to the next subject. This continues until all the subjects have performed the task.
7. When asking the subjects to repeat a phrase, ensure that the phrase is brief in nature.
8. When the line-up is complete, go over the Witness Line-Up Form (KCSO B-142) with each victim/witness to complete it.
9. The witness/victim will have the opportunity to indicate by initialing one of the following responses:
 - a. I cannot identify any of the persons appearing before me.
 - b. I recognize, but cannot positively identify the person(s) shown in position(s) _____
 - c. I can positively identify the person(s) shown in position(s) _____
10. If there is a positive identification, the victim/witness then indicates the person they recognized or positively identified is (are) the same person(s) who (describe crime) on (date & time) at (address).
11. The results of the line-up will be documented on this form and in the detective(s) follow-up report(s).
12. Audio and video recordings will not be used when conducting physical line-ups.

17.20.000 INVESTIGATION OF SEXUAL ASSAULT BY PATROL

17.20.005

INTRODUCTION: 07/17

In addition to a victim-centered approach, KCSO is committed to improving its response to sexual assault cases through improved leadership, training, transparency, public outreach, and investigative accountability. The goal of these guidelines is to support deputies as first responders in handling sexual assault cases for successful prosecution through victim support and detailed investigative documentation.

- Delayed reporting is common.
- Victims of sexual assault often blame themselves, fear they won't be believed, and are concerned about their safety if they report.
- Victims of Intimate Partner Sexual Violence often suffer the highest frequency of multiple rapes and often have difficulty recognizing that sexual violence is a crime.
- Victims often have fragmented recollections and difficulty with details due to how our brains process traumatic events.

17.20.010

PATROL DEPUTY RESPONSIBILITY: 07/17

1. Determine whether victim requires immediate medical attention and summon aid if necessary.
2. Obtain brief details of the event (enough to determine if a sexual assault is alleged).
 - Ask: "Help me understand what you are able to remember about your experience."
 - Allow victim to talk without interruption.
 - Avoid asking: "Why?" Instead say: "Tell me more about..."
3. Patrol deputies should generally not interview juvenile victims of sexual assault.
 - When possible, use witnesses to establish details of the event.
4. Attempt to establish rapport with victim.
 - Express concern for the victim's physical and emotional well-being.
 - Express **non-judgmental** attitudes toward the victim.
 - Do not question the victim's credibility; further investigation and determining credibility of the report will be done by SAU detectives.
 - Do not make promises that cannot be kept (i.e., assurances of arrest or protection, or that a detective will contact them the next day)
5. Locate and preserve the crime scene.
6. Obtain and broadcast the suspect description (if appropriate).
7. Arrange for the victim to receive a forensic medical exam, even if he/she has bathed. The victim may choose where to be treated, but SAU's recommendation is Harborview Medical Center or UW Medical Center for adult and juveniles, but most large hospitals in the region also have sexual assault examination programs.
 - Sexual assault examinations may be performed up to 5 days from the incident.
 - Ensure the victim signs a medical release form.
 - Advise the victim:
 - Not to bathe before the examination;
 - Bring in clothes worn at the time of the incident, if possible;
 - Bring a change of clothing;

- To consider coming to the hospital with a support person (family, friend, advocate) as the examination may take several hours.
8. Contact Patrol Sergeant to determine if the case requires a SAU call-out per GOM 11.00.085
- If SAU personnel respond, they will be responsible for leading the investigation which may include:
 - Obtaining necessary search warrants and or waivers.
 - Conducting the in-depth interview with the victim.
 - Coordinating with patrol and other personnel for collection and processing of evidence at the crime scene and at the medical facility.
 - Interviews of all available witnesses and other significant persons.
 - Coordinating the canvassing/search of the area around the crime scene.
 - Follow up on any suspect leads.
8. Provide the victim with the case number and contact information for the King County Sexual Assault Resource Center (KCSARC) or other support services per GOM 1.11.000:
- 24-Hour Resource Line: 1-888-99VOICE (1-888-998-6423). www.kcsarc.org
 - KCSARC's information is also contained in the DVPA form.
9. **If SAU does not respond** – Deputies should process the crime scene in accordance with GOM 8.01.000 and collect available evidence; for example:
- Photograph the scene and victim's injuries or lack of injuries.
 - If crime scene is in a building or vehicle consider the need for a search warrant and process the point of entry and exit, and any other areas likely to yield positive latent print results.
 - At the location where the sex act occurred, look for:
 - Semen, blood, or other stains on sheets, blankets, pillow cases, towels, clothing.
 - Loose hairs from pubic areas, head or body.
 - Items and or fibers from suspect's clothing;
 - Items used to bind, gag, blindfold, or control the victim (Never untie knots made by the suspect.)
 - Package each evidence item in its own paper bag (whenever possible, allow wet items to dry before packaging)
 - Collect evidence from hospital exam (or arrange for its collection, see GOM 8.01.035 for details);
 - Canvass the area (residences, businesses, apartments, etc.) for potential witnesses and surveillance video;
 - Physical booking in sexual assault cases often occurs after a thorough interview with the victim. If patrol contacts the suspect, screening with SAU prior to booking is encouraged.
9. Complete the Incident Report prior to the end of shift (ensuring that contact information for all known witnesses and the first person to whom the victim reported the crime are all listed).

Deputies should call the on-duty patrol supervisor if they encounter unique situations or are unsure of how to proceed in an investigation. Patrol supervisors may call SAU with questions or per GOM 11.00.085.

17.21.000 INVESTIGATING FIREARMS VIOLATIONS

17.21.005

INTRODUCTION: 09/00

Crimes committed with firearms and illegal possession of firearms/explosives are significant safety issues for the citizens of King County. The police Chiefs and the Sheriff of King County along with the prosecutor's office and state and federal agencies have all committed to making enforcement of crimes committed with firearms a priority. The goal is to reduce violent crime and to improve the perception of safety for all of our citizens. The emphasis to be placed on firearm crime investigations is similar to the emphasis now placed on Domestic Violence crimes. The primary difference is that with Domestic Violence investigations the mandate was set in state law. With firearms crimes the mandate has been set by our own local law enforcement agencies. Individuals who use firearms in the commission of a crime or who illegally possess a firearm will face the full force of the legal system. It is the policy of the Violent Firearms Crime Coalition that all firearm violations will be enforced to the fullest extent possible.

17.21.010

SAFETY: 09/00

Firearms are inherently dangerous. Extreme caution must be used during all firearm crime investigations.

17.21.015

INITIAL RESPONSE: 09/00

1. Recognizing a firearm crime.
 - a. Many firearm crimes are not initially evident. Investigators should look for indicators that a firearm was used or may be present when investigating all types of crimes.
 - If you don't look for a weapon, you won't find one.
 - Use available techniques:
 - Ask if a firearm was seen.
 - Request consent to search.
 - Use search subsequent to an arrest.
 - b. Violations of the Uniform Firearms Act (VUFA) are often overlooked when arresting for misdemeanor firearm violations. Consider the criminal history of your suspect when identifying the crime. Probable cause for a VUFA charge may include:
 - Suspect's admission of prior felony conviction.
 - DISCIS.
 - Records.
 - Information from a knowledgeable third party.
 - Emergency Triple I's request by a field supervisor.
2. Identify the type of firearm crime.
 - a. There are three basic types of firearm crimes.
 - Assaults/Threats.
 - Illegal Possession/Sales.
 - Reckless Shooting/Illegal discharge.

- b. Jurisdictions for firearms crimes include:
 - Local:
 - No shooting areas, etc.
 - State
 - Misdemeanors and felony crimes for adults and juveniles.
 - Federal
 - Primarily restricted to adult offenders.

17.21.020

THE INVESTIGATION: 09/00

The goal is to conduct a thorough investigation that results in a successful prosecution. This is accomplished through a combination of aggressive efforts by both deputies and follow-up detectives.

1. Identifying the participants.
 - a. Early identification and interviews of participants, suspects, witnesses, victims and tangential conspirators is essential to a successful prosecution.
 - b. Avoid the pitfall of focusing primarily on the suspect(s). The extra time spent interviewing all those involved will result in a much stronger case.
2. The Interviews.
 - a. Take statements whenever possible.
 - b. Statements should contain the information necessary to predict the individual's testimony. Was the person afraid, what is their relationship to the case, what specifically did they see, why were they there, how did they know a gun was involved.
 - Specifics are critical.
 - c. Statements of denial can be as effective as a statement of confession. These statements lock the individual to a specific story and can be used later as a tool for the follow-up investigator and prosecutor.
 - Alibis can be refuted during the investigation.
 - Prosecutors can use false statements to impeach future testimony.
 - d. Statements are an important tool to establish facts of the case. Statements can be used to establish:
 - Intent to injure, threaten or conceal.
 - Age.
 - Simple admission of age may meet the burden of proof at trial.
 - Repeated admissions are preferable.
 - Pre and post Miranda, written and oral, and to different deputies or individuals.

- e. Possession.
 - Actual or constructive.
 - How did the subjects come to possess the weapon?
- f. Ownership.
 - Who is the owner?
 - By admission, corroboration or via actual documents.
- g. Use.
 - Was the weapon fired, aimed threatened or implied.
- h. Operability.
 - Was the weapon loaded and or fired?
 - Did the individual believe the weapon was operable?
 - Why did they believe the weapon was operable?
- i. Stolen.
 - Is there knowledge that the weapon was stolen?
 - By whom, when and where?
 - If the suspect claims to have bought the weapon from whom, when and where, and for how much.
- j. Fear.
 - Was the victim or other person(s) in fear for their safety or the safety of others?
- k. Predicting defenses, many defenses are predictable. There are steps that can and should be taken during the investigation to preclude the use of specific defense tactics. Some defenses that can be predicted are:
 - Intent.
 - Possession of the gun could be legal if it was being transported to or from a gun meet or firing range.
 - Intimidation.
 - The defendant was afraid to tell the gun owner not to bring the gun into his car or home.
 - Operability.
 - "I didn't think the gun was real or that it worked or was loaded."
 - Age.
 - "I didn't know she was only 15."
 - Alcohol or drug use.

17.21.025

SEARCHES: 09/00

1. Be inquisitive. Guns, explosives and other weapons are often found where and when we least expect.
 - Ask if weapons are present.
2. Common concealment locations for firearms are:
 - a. On a subjects person especially those with loose or heavy clothing.
 - b. In vehicles glove boxes, under seats, and hidden outside vehicle such as wheel wells.
 - c. In purses or backpacks and in loose clothing.
 - d. In the possession of friends or associates.
3. Searches can be conducted as:
 - a. Plain view search.
 - b. Search subsequent to arrest.
 - c. Exigent circumstances.
 - The weapon or explosive presents an immediate hazard.
 - d. Consent from persons with dominion and control.
 - e. Search warrant.

17.21.030

EVIDENCE COLLECTION: 09/00

1. What evidence items to take and why. (See GOM 8.01.000)
 - a. Firearms.
 - For trace evidence, fingerprints, ballistics (IBIS).
 - b. Magazines & ammunition.
 - Demonstrate possession, intent, may be linked to a firearm.
 - c. Casings.
 - For finger prints and IBIS comparison.
 - d. Bullets and fragments.
 - For ballistics comparison and trace evidence.
 - e. Holsters or carrying pouches.
 - Demonstrates proof of possession.
 - f. Victim and suspect clothing.
 - Weapon type, distance from weapon, trajectory, trace evidence.

- g. Blood.
 - Typing and DNA analysis.
 - h. Latent prints.
 - i. Trajectory
 - Determine the location of the shooter(s).
 - Discover others injured or property damage.
2. Photographs should be taken to document:
- a. Bullet patterns.
 - b. Blood spatter patterns.
 - c. Appearance of crime scene.
 - Close - ups and overviews.
 - What could the suspect see, what could the victim or witnesses see?
 - d. Victim injuries.
 - Appearance, emotions, clothing, etc.
 - Include full length photographs as well as close-ups.
 - e. Suspects and associates.
 - To document the appearance of suspects and associates at the time of the crime or police contact.
 - Photographs should include a full length photo of the person(s).
 - Document scars marks or tattoos.
 - f. Location of evidence items.
3. See GOM 8.02.00 for packaging evidence.

17.21.035

DOCUMENTING THE INVESTIGATION: 09/00

The best police work can be undermined if the documentation is not complete. The prosecutor's office is committed to filing all good cases that they receive. The prosecutor's office will judge cases based on the written documentation in the Superform, probable cause statement, victim and witness statements, suspect statements, and officer's witness statements.

1. All firearm cases involving assaults, suicide, suicide attempts, or mental complaints, shall be investigated by Major Crimes.
2. All other firearm follow-up investigations shall be completed by Precinct detectives.

17.21.040

COURT TESTIMONY: 09/00

When Judges and Juries are polled after a case has been adjudicated the issues that most influenced their decision were:

1. Professional and confident testimony.
 - This is seen as key to gaining the confidence of the judge and jury.
2. Preparation.
 - Witnesses who were able to testify independent of notes were most believable.
3. Detail.
 - A witnesses ability to clearly recall details about the crime scene, individual statements or the sequence of the investigation were seen as very important in demonstrating that this case was important to the police department.
4. Demeanor.
 - Witnesses who dress professionally, sit upright on the witness stand, who remained calm and collected and who answered the question as asked in a straight forward manner without expanding to other topics are hallmarks of successful prosecutions.
5. Correct terminology.
 - Use of accurate terminology demonstrates competency. These details matter. There is a difference between cartridges, casings and bullets.
 - Jargon such as slug, do not foster confidence or clarity.