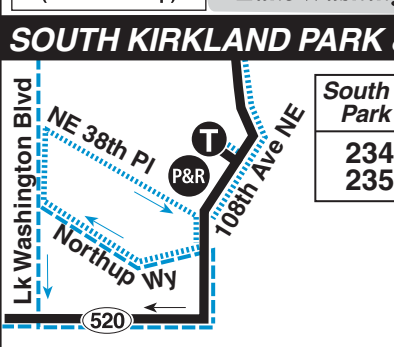
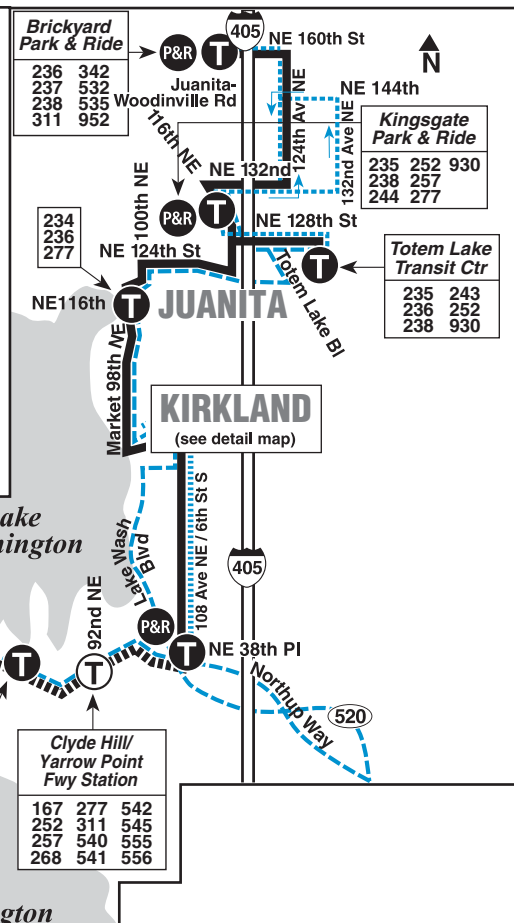


MAP LEGEND / LEYENDA DEL MAPA

- Makes all regular stops. Hace todas las paradas regulares.
- Limited or no stops. Limitado o sin paradas.
- Snow route. Ruta de nieve.
- Snow shuttle. Servicio de conexión durante nevada
- TIME POINT / PUNTO DE TIEMPO: Street intersection from which departure times are shown on the schedules. Intersección de la calle desde donde se muestran los horarios de salida.
- TRANSFER POINT / PUNTO DE TRANSFERENCIA: Route intersection for transferring to indicated route(s). Intersección de ruta para la transferencia para indicar la ruta o rutas.
- TIME POINT & TRANSFER POINT / TIEMPO Y PUNTO DE TRANSFERENCIA
- PARK & RIDE: Free parking area. Zona de estacionamiento gratis.




Evergreen Pt Fwy Station	Clyde Hill/ Yarrow Point Fwy Station
167 277 542	167 277 542
252 311 545	252 311 545
257 540 555	257 540 555
268 541 556	268 541 556
CT 424	



Montlake Freeway Station

Although not referenced on the map or in the schedules, the Montlake Freeway Station will remain open and served by Route 255 through approximately June 2019. At that time, it will close when WSDOT resumes the rebuilding of SR-520. Please watch for future Rider Alerts giving notification of the exact closure date, or call Metro at 206-553-3000 for more information.



Need more information or assistance?

- Visit Metro online at kingcounty.gov/metro
- Call Metro's Customer Information Office, 206-553-3000, Monday-Friday except for major/county holidays (May 27, July 4, and Sept. 2).
- 6 a.m.–8 p.m. for trip planning assistance
- 8 a.m.–5 p.m. for ORCA assistance and customer comments

Accessible Formats

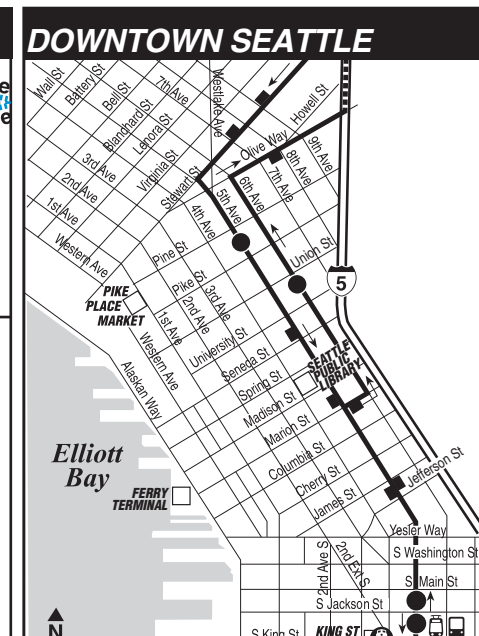
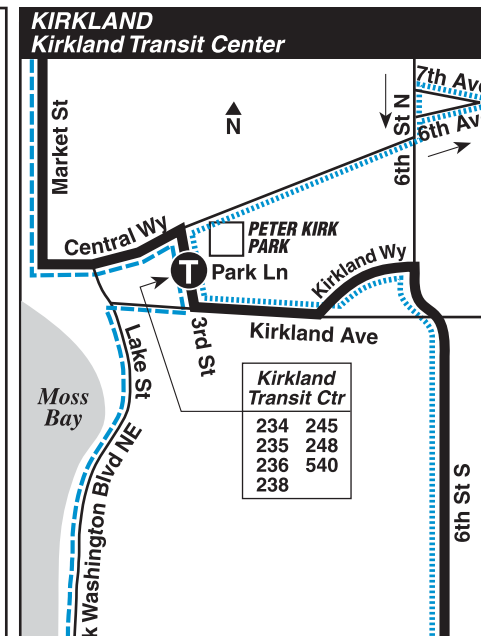
People with disabilities who need this information in accessible formats may call 206-477-6066 (voice) or WA Relay: 711.

Metro Customer Service
206-553-3000

255

March 23 thru September 20, 2019
Del 23 de marzo al 20 de septiembre de 2019

This paper uses minimum 30% post-consumer fibers; acid and chlorine free.
Inks: Environmentally sensitive vegetable-based.



Brickyard P&R	Kingsgate P&R	Totem Lake Transit Ctr Bay 2	Juanita	Kirkland Transit Center Bay 3	South Kirkland Park & Ride	Evergreen Pt Station	Downtown Seattle
236 342	237 532	235 252 930	238 257	234 245	235 248	236 540	238
238 535	311 952	238 257	244 277	234 245	235 248	236 540	238
234 236 277		235 243		234 245	235 248	236 540	238

255 WEEKDAY/Entre semana

To DOWNTOWN SEATTLE →

Brickyard P&R	Kingsgate P&R	Totem Lake Transit Ctr Bay 2	Juanita	Kirkland Transit Center Bay 3	South Kirkland Park & Ride	Evergreen Pt Station	Downtown Seattle
I-405 & NE 160th St	116th Ave NE & NE 132nd St	NE 128th St & 120th Ave NE	98th Ave NE & NE 116th St	3rd St & Park Lane	108th Ave NE & NE 38th PI	On SR-520 at Evergreen Pt Rd	5th Ave & Pine St 5th Ave S & S Jackson St
Stop #70310	Stop #74721	Stop #74232	Stop #70170	Stop #73816	Stop #74450	Stop #71355	Stop #760 Stop #843
4:34	4:43	—	4:50	4:57	5:07	5:12†	5:25† 5:30†
4:59	5:08	—	5:15	5:22	5:32	5:37†	5:50† 5:55†
—	—	—	—	5:43	5:53	5:58†	6:11† 6:17†
5:40	5:49	—	5:56	6:03	6:13	6:18†	6:33† 6:40†
6:08	6:17	—	6:25	6:32	6:43	6:48†	6:51† 7:00† 7:14†
—	—	6:24	6:36	6:43	6:54	6:59†	7:14† 7:25†
—	—	—	—	6:52	7:06	7:12†	7:29† 7:40†
—	—	—	—	7:00	7:14	7:20†	7:37† 7:48†
6:38	6:47	—	6:58	7:07	7:21	7:27†	7:44† 7:55†
—	—	—	—	7:13	7:27	7:33†	8:03† 8:14†
—	—	—	—	7:20	7:34	7:40†	8:01† 8:12†
6:58	7:07	—	7:18	7:27	7:41	7:47†	8:08† 8:19†
—	—	—	—	7:35	7:49	7:55†	8:18† 8:29†
—	—	—	—	7:42	7:56	8:02†	8:25† 8:36†
—	—	7:25	7:39	7:49	8:03	8:09†	8:32† 8:43†
—	—	—	—	7:56	8:10	8:16†	8:39† 8:50†
—	—	7:39	7:53	8:03	8:16	8:22†	8:45† 8:56†
—	—	—	—	8:10	8:23	8:29†	8:52† 9:03†
7:44	7:56	—	8:07	8:17	8:30	8:36†	8:59† 9:10†
—	—	8:01	8:15	8:25	8:38	8:44†	9:07† 9:18†
—	—	—	—	8:33	8:46	8:52†	9:15† 9:24†
—	—	—	—	8:40	8:53	8:59†	9:22† 9:31†
8:17	8:29	—	—	9:03	9:16	9:22†	9:32† 9:39†
—	—	—	—	9:02	9:15	9:21†	9:44† 9:51†
8:44	8:56	—	9:07	9:17	9:27	9:33†	9:54† 10:01†
—	—	9:11	9:24	9:33	9:43	9:48†	10:09† 10:16†
9:18	9:29	—	9:40	9:49	9:59	10:04†	10:25† 10:32†
—	—	9:44	9:56	10:05	10:15	10:20†	10:41† 10:48†
9:51	10:01	—	10:12	10:21	10:31	10:36†	10:57† 11:04†
—	—	10:16	10:28	10:37	10:47	10:52†	11:13† 11:20†
10:23	10:33	—	10:44	10:53	11:03	11:08†	11:29† 11:36†
—	—	10:48	11:00	11:09	11:19	11:24†	11:45† 11:52†
10:55	11:05	—	11:16	11:25	11:35	11:40†	12:01† 12:08†
—	—	11:19	11:31	11:40	11:50	11:55†	12:16† 12:23†
11:25	11:35	—	11:46	11:55	12:05	12:10†	12:31† 12:38†
—	—	11:49	12:01	12:10	12:20	12:25†	12:46† 12:53†
11:55	12:05	—	12:16	12:25	12:35	12:40†	1:01† 1:08†
—	—	12:19	12:31	12:40	12:50	12:55†	1:16† 1:23†
12:25	12:35	—	12:46	12:55	1:05	1:10†	1:31† 1:39†
—	—	12:49	1:01	1:10	1:20	1:25†	1:46† 1:54†
12:55	1:05	—	1:16	1:25	1:35	1:40†	2:01† 2:09†
—	—	1:19	1:31	1:40	1:50	1:55†	2:16† 2:24†
1:25	1:35	—	1:46	1:55	2:05	2:10†	2:31† 2:39†
—	—	1:48	2:01	2:10	2:20	2:25†	2:46† 2:56†
1:55	2:05	—	2:16	2:25	2:35	2:40†	3:01† 3:11†
—	—	2:18	2:31	2:40	2:50	2:56†	3:17† 3:27†
2:24	2:34	—	2:45	2:55	3:07	3:13†	3:34† 3:44†
—	—	2:47	3:00	3:10	3:22	3:28†	3:49† 3:59†
2:54	3:04	—	3:15	3:25	3:37	3:43†	4:04† 4:14†
—	—	3:17	3:30	3:40	3:52	3:58†	4:19† 4:29†
3:23	3:33	—	3:44	3:54	4:06	4:12†	4:37† 4:48†
—	—	3:41	3:54	4:04	4:16	4:22†	4:50† 5:01†
—	—	—	—	4:14	4:26	4:32†	5:00† 5:11†
3:52	4:02	—	4:13	4:24	4:36	4:42†	5:10† 5:21†
—	—	4:09	4:23	4:34	4:46	4:52†	5:20† 5:31†
—	—	—	—	4:44	4:56	5:02†	5:30† 5:41†
4:22	4:32	—	4:43	4:54	5:06	5:12†	5:40† 5:51†
—	—	—	—	5:04	5:16	5:22†	5:50† 6:01†
—	—	4:51	5:05	5:16	5:28	5:34†	6:02† 6:13†
4:56	5:06	—	5:17	5:28	5:40	5:46†	6:14† 6:25†
—	—	5:15	5:29	5:40	5:52	5:58†	6:26† 6:37†
5:20	5:30	—	5:41	5:52	6:04	6:10†	6:38† 6:48†
—	—	5:39	5:53	6:04	6:16	6:22†	6:48† 6:59†
5:46	5:56	—	6:07	6:18	6:28	6:34†	7:00† 7:08†
6:03	6:13	—	6:24	6:34	6:43	6:49†	7:12† 7:18†
—	—	6:27	6:41	6:50	6:59	7:05†	7:25† 7:31†
6:40	6:49	—	6:58	7:06	7:14	7:20†	7:36† 7:42†
6:56	7:05	—	7:13	7:22	7:30	7:35†	7:51† 7:57†
7:28	7:37	—	7:44	7:52	8:00	8:05†	8:19† 8:24†
—	—	8:03	8:14	8:22	8:30	8:35†	8:49† 8:54†
8:28	8:37	—	8:44	8:52	9:00	9:05†	9:19† 9:24†
8:58	9:07	—	9:14	9:22	9:30	9:35†	9:47† 9:52†
9:30	9:39	—	9:46	9:55	10:03	10:08†	10:20† 10:25†
10:00	10:09	—	10:16	10:25	10:33	10:38†	10:50† 10:55†
10:30	10:39	—	10:46	10:55	11:03	11:08†	11:20† 11:25†

AM - Lighter Type PM - Darker Type

W0255255

Night Stop Program

For your added safety at night, you may request to exit the bus at a location along your route other than a regular bus stop. To do so, please go to the front of the bus and ask your driver at least one block before your desired stop. Safety considerations will determine if the driver can comply with your request. Night Stop service is available only from 8 pm to 5 am and is for dropping off riders only. Night Stop is not provided in downtown Seattle.

Night Rider Tip

You can help drivers spot you when it is dark or during times of reduced visibility by wearing light-colored clothing and by standing in the most visible area of the bus stop. We don't want to miss you!

Snow/Emergency Service Servicio de emergencia/ nieve

During most snow conditions this route will operate via the snow routing shown in this timetable. In the rare event that Metro declares an emergency, this route will continue to operate as a designated Emergency Snow Network route. During such an event, it is expected to operate with the same route number and follow the same snow routing as shown in this timetable. Visit kingcounty.gov/metro/snow and sign up for Transit Alerts to stay informed during adverse conditions.

Durante la mayoría de las nevadas, esta ruta operará por el recorrido para nevadas que se muestra en este programa. En el caso poco frecuente de que Metro declare una emergencia, esta ruta seguirá operando como ruta designada de la Red de Emergencia para Nevadas. En ese caso, se espera que opere con el mismo número de ruta y que siga el mismo recorrido para casos de nieve que se muestran en este programa. Visite kingcounty.gov/metro/snow y regístrese para recibir Alertas de Transporte y mantenerse informado durante las condiciones adversas.

Holiday Information/ Información sobre feriados

The Sunday schedule shown in this timetable will be operated on the following holidays. El horario de los domingos que aparece en este programa se aplicará para el siguiente feriados:

Memorial Day	May 27
Día de los Caídos	el 27 de mayo
Independence Day	July 4
Día de la Independencia	4 de julio
Labor Day	September 2
Día del Trabajo	2 de septiembre

Timetable Symbols

W - Leaves at this time. Arrives 2-3 minutes earlier.
† - Estimated time. Tiempo estimado

255 WEEKDAY/Entre semana

To KIRKLAND, BRICKYARD P&R →

Downtown Seattle	Evergreen Pt Station	South Kirkland Park & Ride	Kirkland Transit Center Bay 2	Juanita	Totem Lake Transit Ctr Bay 3	Kingsgate P&R	Brickyard P&R
5th Ave S & S Jackson St	6th Ave & Union St	Evergreen Pt Rd	108th Ave NE & NE 38th PI	3rd St & Park Lane	98th Ave NE & NE 116th St	116th Way NE & NE 132nd St	I-405 & NE 160th St
Stop #840	Stop #997	Stop #71348	Stop #74450	Stop #73814	Stop #70180	Stop #74230	Stop #74721
5:20	5:25	5:40†	5:46†	5:54†	6:01†	—	6:09†
5:50	5:55	6:10†	6:16†	6:24†	6:31†	—	6:39†
6:05	6:10	6:25†	6:31†	6:39†	—	—	—
6:20	6:25	6:40†	6:46†	6:55†	7:02†	—	7:10†
6:31	6:36	6:51†	6:57†	7:06†	7:13†	—	7:22†
6:42	6:47	7:02†	7:08†	7:18†	—	—	—
6:53	6:58	7:13†	7:19†	7:29†	7:36†	—	7:47†
7:03	7:08	7:23†	7:33†	7:44†	7:51†	—	8:02†
7:13	7:18	7:34†	7:40†	7:51†	—	—	8:15†
7:22	7:28	7:47†	7:53†	8:04†	8:11†	—	8:22†
7:32	7:38	7:57†	8:03†	8:14†	8:21†	8:34†	—
7:42	7:48	8:07†	8:13†	8:24†	—	—	8:35†
7:52	7:58	8:17†	8:23†	8:34†	8:41†	—	8:52†

255 SATURDAY/*Sábado*

To DOWNTOWN SEATTLE →

Brickyard P&R	Kingsgate P&R	Juanita	Kirkland Transit Center Bay 3	S Kirkland Park & Ride	Evergreen Pt Station	Downtown Seattle		
I-405 & NE 160th St	116th Way NE & NE 132nd St	98th Ave NE & NE 116th St	3rd St & Park Lane	108th Ave NE & NE 38th Pl	On SR-520 at Evergreen Pt Rd	5th Ave & Pine St	5th Ave S & S Jackson St	
Stop #70310	Stop #74721	Stop #70170	Stop #73816	Stop #74450	Stop #71355	Stop #760	Stop #843	
5:24	5:32	5:39	5:46	5:54	5:59‡	6:12‡	6:17‡	
6:24	6:32	6:39	6:46	6:54	6:59‡	7:12‡	7:18‡	
7:24	7:32	7:39	7:46	7:54	7:59‡	8:14‡	8:20‡	
7:54	8:02	8:09	8:16	8:24	8:29‡	8:44‡	8:50‡	
8:22	8:30	8:38	8:46	8:54	8:59‡	9:16‡	9:22‡	
8:51	9:00	9:08	9:16	9:24	9:29‡	9:46‡	9:53‡	
9:21	9:30	9:38	9:46	9:54	10:00‡	10:18‡	10:25‡	
9:51	10:00	10:08	10:16	10:24	10:30‡	10:50‡	10:58‡	
10:20	10:29	10:37	10:46	10:54	11:00‡	11:20‡	11:28‡	
10:49	10:59	11:07	11:16	11:24	11:30‡	11:50‡	11:58‡	
11:19	11:29	11:37	11:46	11:54	12:00‡	12:20‡	12:28‡	
11:49	11:59	12:07	12:16	12:24	12:30‡	12:50‡	12:58‡	
12:18	12:28	12:37	12:46	12:54	1:00‡	1:20‡	1:28‡	
12:48	12:58	1:07	1:16	1:24	1:30‡	1:50‡	1:58‡	
1:18	1:28	1:37	1:46	1:54	2:00‡	2:20‡	2:28‡	
1:48	1:58	2:07	2:16	2:24	2:30‡	2:50‡	2:58‡	
2:18	2:28	2:37	2:46	2:54	3:00‡	3:20‡	3:28‡	
2:48	2:58	3:07	3:16	3:24	3:30‡	3:50‡	3:58‡	
3:18	3:28	3:37	3:46	3:54	4:00‡	4:20‡	4:28‡	
3:49	3:59	4:07	4:16	4:24	4:30‡	4:50‡	4:58‡	
4:19	4:29	4:37	4:46	4:54	5:00‡	5:20‡	5:28‡	
4:49	4:59	5:07	5:16	5:24	5:30‡	5:50‡	5:58‡	
5:19	5:29	5:37	5:46	5:54	6:00‡	6:18‡	6:25‡	
5:51	6:01	6:08	6:16	6:24	6:30‡	6:48‡	6:55‡	
6:22	6:31	6:38	6:46	6:54	7:00‡	7:18‡	7:25‡	
6:52	7:01	7:08	7:16	7:24	7:30‡	7:45‡	7:51‡	
7:23	7:32	7:39	7:46	7:54	8:00‡	8:15‡	8:21‡	
8:24	8:32	8:39	8:46	8:54	9:00‡	9:15‡	9:21‡	
9:24	9:32	9:39	9:46	9:54	10:00‡	10:13‡	10:18‡	
10:24	10:32	10:39	10:46	10:54	10:59‡	11:12‡	11:17‡	
11:24	11:32	11:39	11:46	11:54	11:59‡	12:12‡	12:17‡	

AM – Lighter Type

PM – Darker Type

Timetable Symbol/ *Símbolo del programa*

‡ - Estimated time. *Tiempo estimado.*

♻️ This paper uses minimum 30% post-consumer fibers; acid and chlorine free.

♻️ Inks: Environmentally sensitive vegetable-based.

255 SUNDAY/*Domingo*

To DOWNTOWN SEATTLE →

Brickyard P&R	Kingsgate P&R	Juanita	Kirkland Transit Center Bay 3	S Kirkland Park & Ride	Evergreen Pt Station	Downtown Seattle		
I-405 & NE 160th St	116th Way NE & NE 132nd St	98th Ave NE & NE 116th St	3rd St & Park Lane	108th Ave NE & NE 38th Pl	On SR-520 at Evergreen Pt Rd	5th Ave & Pine St	5th Ave S & S Jackson St	
Stop #70310	Stop #74721	Stop #70170	Stop #73816	Stop #74450	Stop #71355	Stop #760	Stop #843	
5:24	5:32	5:39	5:46	5:54	5:59‡	6:12‡	6:17‡	
6:24	6:32	6:39	6:46	6:54	6:59‡	7:12‡	7:18‡	
7:24	7:32	7:39	7:46	7:54	7:59‡	8:14‡	8:20‡	
8:22	8:30	8:38	8:46	8:54	8:59‡	9:16‡	9:22‡	
8:51	9:00	9:08	9:16	9:24	9:29‡	9:46‡	9:53‡	
9:21	9:30	9:38	9:46	9:54	10:00‡	10:18‡	10:25‡	
9:51	10:00	10:08	10:16	10:24	10:30‡	10:50‡	10:58‡	
10:20	10:29	10:37	10:46	10:54	11:00‡	11:20‡	11:28‡	
10:49	10:59	11:07	11:16	11:24	11:30‡	11:50‡	11:58‡	
11:19	11:29	11:37	11:46	11:54	12:00‡	12:20‡	12:28‡	
11:49	11:59	12:07	12:16	12:24	12:30‡	12:50‡	12:58‡	
12:18	12:28	12:37	12:46	12:54	1:00‡	1:20‡	1:28‡	
12:48	12:58	1:07	1:16	1:24	1:30‡	1:50‡	1:58‡	
1:18	1:28	1:37	1:46	1:54	2:00‡	2:20‡	2:28‡	
1:48	1:58	2:07	2:16	2:24	2:30‡	2:50‡	2:58‡	
2:18	2:28	2:37	2:46	2:54	3:00‡	3:20‡	3:28‡	
2:48	2:58	3:07	3:16	3:24	3:30‡	3:50‡	3:58‡	
3:18	3:28	3:37	3:46	3:54	4:00‡	4:20‡	4:28‡	
3:49	3:59	4:07	4:16	4:24	4:30‡	4:50‡	4:58‡	
4:19	4:29	4:37	4:46	4:54	5:00‡	5:20‡	5:28‡	
4:49	4:59	5:07	5:16	5:24	5:30‡	5:50‡	5:58‡	
5:19	5:29	5:37	5:46	5:54	6:00‡	6:18‡	6:25‡	
5:51	6:01	6:08	6:16	6:24	6:30‡	6:48‡	6:55‡	
6:22	6:31	6:38	6:46	6:54	7:00‡	7:18‡	7:25‡	
7:23	7:32	7:39	7:46	7:54	8:00‡	8:15‡	8:21‡	
8:24	8:32	8:39	8:46	8:54	9:00‡	9:15‡	9:21‡	
9:24	9:32	9:39	9:46	9:54	10:00‡	10:13‡	10:18‡	
10:24	10:32	10:39	10:46	10:54	10:59‡	11:12‡	11:17‡	
11:24	11:32	11:39	11:46	11:54	11:59‡	12:12‡	12:17‡	

AM – Lighter Type

PM – Darker Type

VanShare

You know a good thing when you ride!

Let VanShare bridge the gap in your commute. Starting a vanshare is simple. You just need five people including a volunteer driver. Use it to make the connection to your final destination from any transportation terminal.

Kirkland

Transit Center

S Kirkland

Evergreen

Downtown Seattle

Brickyard P&R

Kingsgate P&R

Juanita

Kirkland Transit Center

S Kirkland Park & Ride

Evergreen Pt Station

Downtown Seattle

Brickyard P&R

Kingsgate P&R

Juanita

Kirkland Transit Center

S Kirkland Park & Ride

Evergreen Pt Station

Downtown Seattle

Brickyard P&R

Kingsgate P&R

Juanita

Kirkland Transit Center

S Kirkland Park & Ride

Evergreen Pt Station

Downtown Seattle

Brickyard P&R

Kingsgate P&R

Juanita

Kirkland Transit Center

S Kirkland Park & Ride

Evergreen Pt Station

Downtown Seattle

Brickyard P&R

Kingsgate P&R

Juanita

Kirkland Transit Center

S Kirkland Park & Ride

Evergreen Pt Station

Downtown Seattle

Brickyard P&R

Kingsgate P&R

Juanita

Kirkland Transit Center

S Kirkland Park & Ride

Evergreen Pt Station

Downtown Seattle

Brickyard P&R

Kingsgate P&R

Juanita

Kirkland Transit Center

S Kirkland Park & Ride

Evergreen Pt Station

Downtown Seattle

Brickyard P&R

Kingsgate P&R

Juanita

Kirkland Transit Center

S Kirkland Park & Ride

Evergreen Pt Station

Downtown Seattle

Brickyard P&R

Kingsgate P&R

Juanita

Kirkland Transit Center

S Kirkland Park & Ride

Evergreen Pt Station

Downtown Seattle

Brickyard P&R

Kingsgate P&R

Juanita

Kirkland Transit Center

S Kirkland Park & Ride

Evergreen Pt Station

Downtown Seattle

Brickyard P&R

Kingsgate P&R

Juanita

Kirkland Transit Center

S Kirkland Park & Ride

Evergreen Pt Station

Downtown Seattle

Brickyard P&R

Kingsgate P&R

Juanita

Kirkland Transit Center

S Kirkland Park & Ride

Evergreen Pt Station

Downtown Seattle

Brickyard P&R

Kingsgate P&R

Juanita

Kirkland Transit Center

S Kirkland Park & Ride

Evergreen Pt Station