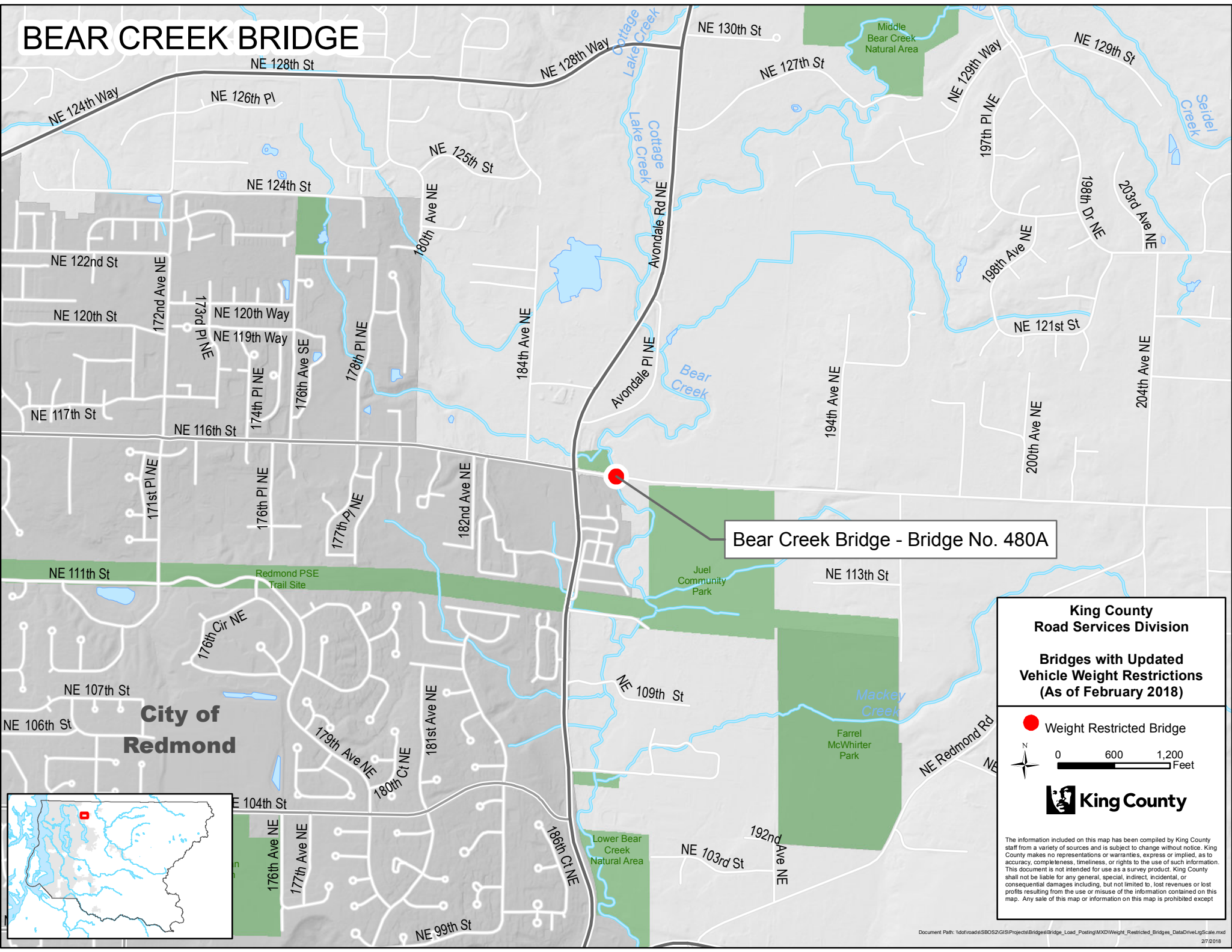


BEAR CREEK BRIDGE





Bear Creek Bridge - Bridge No. 480A




**King County
Road Services Division**

**Bridges with Updated
Vehicle Weight Restrictions
(As of February 2018)**

 Weight Restricted Bridge

 0 600 1,200 Feet

 **King County**

The information included on this map has been compiled by King County staff from a variety of sources and is subject to change without notice. King County makes no representations or warranties, express or implied, as to accuracy, completeness, timeliness, or rights to the use of such information. This document is not intended for use as a survey product. King County shall not be liable for any general, special, indirect, incidental, or consequential damages including, but not limited to, lost revenues or lost profits resulting from the use or misuse of the information contained on this map. Any sale of this map or information on this map is prohibited except